



Three Mile Island Unit 1
Route 441 South, P.O. Box 480
Middletown, PA 17057
Telephone 717-948-8000

April 28, 2017
TMI-17-029

U. S. Nuclear Regulatory Commission
Attn: Document Control Desk
Washington, DC 20555

THREE MILE ISLAND NUCLEAR STATION UNIT 1 AND UNIT 2
RENEWED FACILITY OPERATING LICENSE NO. DPR-50 AND POSSESSION
ONLY LICENSE NO. DPR 73
DOCKET NOS. 50-289 AND 50-320

SUBJECT: COMBINED 2016 ANNUAL RADIOACTIVE EFFLUENT RELEASE REPORT

The 2016 Annual Radioactive Effluent Release Reports required by TMI-1 Technical Specification 6.9.4.1, TMI-2 Technical Specifications 6.8.1.2, and 6.12, and the Off-Site Dose Calculation Manual Part 4, Section 2.1, is enclosed.

Attachment 1 contains a summary of the quantities of radioactive liquid and gaseous effluents released from the site as outlined in Reg. Guide 1.21, Rev. 1, with data summarized on a quarterly basis following the format of Appendix B thereof.

Attachment 2 contains information for each type of solid waste shipped offsite during the report period including the container volume, total curie quantity, principal radionuclides and type of waste.

Attachment 3 includes a summary of unplanned releases from the site to unrestricted areas of radioactive materials in gaseous and liquid effluents made during the reporting period.

Attachment 4 describes any changes made during 2016 to the Process Control Program (PCP) documents or to the Offsite Dose Calculation Manual (ODCM) and a listing of new locations for dose calculations and/or environmental monitoring identified by the land use census pursuant to Part 3, Section 8.2, of the ODCM.

Attachment 5 reports all instrumentation not returned to operable status within 30 days per the TMI ODCM Part 1, Sections 2.1.1.b and 2.1.2.b, and Part 2, Section 2.1.2.b.

IE48
NRR

Attachment 6 is quarterly summaries of hourly meteorological data collected for 2016 in the form of joint frequency distribution of wind speed, wind direction and atmospheric stability.

Attachment 7 is an assessment of the radiation doses due to the radioactive liquid and gaseous effluents released from the respective unit during 2016.

Attachment 8 is an assessment of the radiation doses from the radioactive liquid and gaseous effluents to members of the public due to their activities inside the site boundary during 2016.

Attachment 9 is an assessment of the radiation doses to the most likely exposed real individual from reactor releases and other nearby uranium fuel cycle sources including doses from primary effluent pathways and direct radiation for 2016.

Attachment 10 is a summation of deviations from the sampling and analysis regime specified in the ODCM for TMI-1 and TMI-2.

Attachment 11 is a summary of Major Changes to Radioactive Waste Treatment Systems IAW FSAR Section 11.2.6.

Attachment 12 contains errata reporting for previous Annual Radioactive Effluent Release Reports.

Enclosure 1 is a copy of the "TMI Offsite Dose Calculation Manual (ODCM)", CY-TM-170-300, Revision 4, which was approved during 2016 and issued on January 17, 2017. There was one revision made to the ODCM during 2016.

2016 Annual Radioactive Effluent Release Report for TMI
Page 3 of 3
TMI-17-029

Enclosure 2 is a copy of the TMI Process Control Program, RW-AA-100 Revision 11, which was issued on August 24, 2015. There were no revisions made to the PCP in 2016.

Please contact Laura Weber at 717-948-8947 if you have any questions concerning this report.

Sincerely,



Thomas P. Haaf
Plant Manager, Three Mile Island
Exelon Generation Co., LLC

Attachments/Enclosures

cc: Regional Administrator, NRC Region I
NRC Senior Resident Inspector – Three Mile Island Nuclear Station, Unit 1
NRC Project Manager, NRR – Three Mile Island Nuclear Station, Unit 1
NRC Project Manager, NRR – Three Mile Island Nuclear Station, Unit 2
R. R. Janati, Commonwealth of Pennsylvania
S. L. Martin, PA DEP, Bureau of Radiation Protection – Nuclear Safety Division

**Summary of Radioactive Liquid and Gaseous Effluents
Released from TMI during 2016**

TABLE 1A
EFFLUENT AND WASTE DISPOSAL ANNUAL REPORT 2016
GASEOUS EFFLUENTS – SUMMATION OF ALL RELEASES
TMI-1

	UNIT	QUARTER 1	QUARTER 2	QUARTER 3	QUARTER 4	EST TOTAL ERROR %
A. FISSION AND ACTIVATION GASES						
1. Total Release	Ci	6.38E-02	7.59E-02	8.09E-01	2.21E+01	25%
2. Avg release rate for period	µCi/S	8.11E-03	9.66E-03	1.02E-01	2.78E+00	
3. Percent of applicable limit	%	*	*	*	*	
B. IODINES						
1. Total Iodine I131	Ci	<LLD	<LLD	<LLD	<LLD	25%
2. Avg release rate for period	µCi/S	N/A	N/A	N/A	N/A	
3. Percent of applicable limit	%	*	*	*	*	
C. PARTICULATES						
1. Part. With half-life >8 days	Ci	<LLD	<LLD	<LLD	<LLD	25%
2. Avg release rate for period	µCi/S	N/A	N/A	N/A	N/A	
3. Percent of applicable limit	%	*	*	*	*	
D. TRITIUM						
1. Total Release	Ci	3.95E+01	2.19E+01	3.84E+01	2.88E+01	15%
2. Avg release rate for period	µCi/S	5.02E+00	2.78E+00	4.83E+00	3.62E+00	
3. Percent of applicable limit	%	*	*	*	*	
E. GROSS ALPHA						
1. Total Release	Ci	<LLD	<LLD	<LLD	<LLD	25%
2. Avg release rate for period	µCi/S	N/A	N/A	N/A	N/A	
3. Percent of applicable limit	%	*	*	*	*	
F. CARBON 14						
1. Total Release	Ci	2.17E+00	1.71E+00	2.48E+00	2.01E+00	**
2. Avg release rate for period	µCi/S	2.76E-01	2.18E-01	3.12E-01	2.53E-01	
3. Percent of applicable limit	%	*	*	*	*	

Note: Table 3 contains a listing of TMI ODCM Lower Limit of Detection (LLD).

*ODCM Limits – Listed on Dose summary Table.

**C-14 production was estimated using EPRI Technical Report 1021106 Methodology.

**TABLE 1B
 EFFLUENT AND WASTE DISPOSAL ANNUAL REPORT
 GASEOUS EFFLUENTS - GROUND-LEVEL RELEASES - BATCH MODE
 TMI-1**

Fission And Activation Gasses	Units	Quarter 1	Quarter 2	Quarter 3	Quarter 4
Ar-41	Ci	<LLD	<LLD	<LLD	<LLD
Kr-85	Ci	<LLD	<LLD	<LLD	<LLD
Kr-85m	Ci	<LLD	<LLD	<LLD	<LLD
Kr-87	Ci	<LLD	<LLD	<LLD	<LLD
Kr-88	Ci	<LLD	<LLD	<LLD	<LLD
Xe-131m	Ci	<LLD	<LLD	<LLD	<LLD
Xe-133	Ci	<LLD	<LLD	<LLD	<LLD
Xe-133m	Ci	<LLD	<LLD	<LLD	<LLD
Xe-135	Ci	<LLD	<LLD	<LLD	<LLD
Xe-135m	Ci	<LLD	<LLD	<LLD	<LLD
Xe-138	Ci	<LLD	<LLD	<LLD	<LLD
Total	Ci	N/A	N/A	N/A	N/A

Radioiodines	Units	Quarter 1	Quarter 2	Quarter 3	Quarter 4
I-131	Ci	<LLD	<LLD	<LLD	<LLD
I-132	Ci	<LLD	<LLD	<LLD	<LLD
I-133	Ci	<LLD	<LLD	<LLD	<LLD
Total	Ci	N/A	N/A	N/A	N/A

Particulates	Units	Quarter 1	Quarter 2	Quarter 3	Quarter 4
Cr-51	Ci	<LLD	<LLD	<LLD	<LLD
Mn-54	Ci	<LLD	<LLD	<LLD	<LLD
Co-58	Ci	<LLD	<LLD	<LLD	<LLD
Fe-59	Ci	<LLD	<LLD	<LLD	<LLD
Co-60	Ci	<LLD	<LLD	<LLD	<LLD
Sr-89	Ci	<LLD	<LLD	<LLD	<LLD
Sr-90	Ci	<LLD	<LLD	<LLD	<LLD
Mo-99	Ci	<LLD	<LLD	<LLD	<LLD
Ag-110m	Ci	<LLD	<LLD	<LLD	<LLD
Cs-134	Ci	<LLD	<LLD	<LLD	<LLD
Cs-137	Ci	<LLD	<LLD	<LLD	<LLD
Ba-140	Ci	<LLD	<LLD	<LLD	<LLD
La-140	Ci	<LLD	<LLD	<LLD	<LLD
Ce-141	Ci	<LLD	<LLD	<LLD	<LLD
Ce-144	Ci	<LLD	<LLD	<LLD	<LLD
Total	Ci	N/A	N/A	N/A	N/A

Tritium	Units	Quarter 1	Quarter 2	Quarter 3	Quarter 4
H3	Ci	<LLD	<LLD	<LLD	<LLD

Note: Table 3 contains a listing of TMI ODCM Lower Limit of Detection (LLD).

TABLE 1B (CONTINUED)
EFFLUENT AND WASTE DISPOSAL ANNUAL REPORT 2016
GASEOUS EFFLUENTS - GROUND-LEVEL RELEASES - CONTINUOUS MODE
TMI-1

Fission And Activation Gasses	Units	Quarter 1	Quarter 2	Quarter 3	Quarter 4
Ar-41	Ci	<LLD	<LLD	<LLD	<LLD
Kr-85	Ci	<LLD	<LLD	<LLD	<LLD
Kr-85m	Ci	<LLD	<LLD	<LLD	<LLD
Kr-87	Ci	<LLD	<LLD	<LLD	<LLD
Kr-88	Ci	<LLD	<LLD	<LLD	<LLD
Xe-133	Ci	<LLD	<LLD	<LLD	<LLD
Xe-133m	Ci	<LLD	<LLD	<LLD	<LLD
Xe-135	Ci	<LLD	<LLD	<LLD	<LLD
Xe-138	Ci	<LLD	<LLD	<LLD	<LLD
Total	Ci	N/A	N/A	N/A	N/A

Radioiodines	Units	Quarter 1	Quarter 2	Quarter 3	Quarter 4
I-131	Ci	<LLD	<LLD	<LLD	<LLD
I-132	Ci	<LLD	<LLD	<LLD	<LLD
I-133	Ci	<LLD	<LLD	<LLD	<LLD
Total	Ci	N/A	N/A	N/A	N/A

Particulates	Units	Quarter 1	Quarter 2	Quarter 3	Quarter 4
Cr-51	Ci	<LLD	<LLD	<LLD	<LLD
Mn-54	Ci	<LLD	<LLD	<LLD	<LLD
Fe-55	Ci	<LLD	<LLD	<LLD	<LLD
Co-57	Ci	<LLD	<LLD	<LLD	<LLD
Co-58	Ci	<LLD	<LLD	<LLD	<LLD
Fe-59	Ci	<LLD	<LLD	<LLD	<LLD
Co-60	Ci	<LLD	<LLD	<LLD	<LLD
Ni-63	Ci	<LLD	<LLD	<LLD	<LLD
Sr-89	Ci	<LLD	<LLD	<LLD	<LLD
Sr-90	Ci	<LLD	<LLD	<LLD	<LLD
Nb-95	Ci	<LLD	<LLD	<LLD	<LLD
Zr-95	Ci	<LLD	<LLD	<LLD	<LLD
Mo-99	Ci	<LLD	<LLD	<LLD	<LLD
Ag-110m	Ci	<LLD	<LLD	<LLD	<LLD
Cs-134	Ci	<LLD	<LLD	<LLD	<LLD
Cs-137	Ci	<LLD	<LLD	<LLD	<LLD
Ba-140	Ci	<LLD	<LLD	<LLD	<LLD
La-140	Ci	<LLD	<LLD	<LLD	<LLD
Ce-141	Ci	<LLD	<LLD	<LLD	<LLD
Ce-144	Ci	<LLD	<LLD	<LLD	<LLD
Total	Ci	N/A	N/A	N/A	N/A

Tritium	Units	Quarter 1	Quarter 2	Quarter 3	Quarter 4
H3	Ci	8.39E-02	1.69E-01	5.94E-02	4.25E-03

Carbon 14	Units	Quarter 1	Quarter 2	Quarter 3	Quarter 4
C-14	Ci	0.00E+00	0.00E+00	0.00E+00	0.00E+00

Note: Table 3 contains a listing of TMI ODCM Lower Limit of Detection (LLD).

**TABLE 1D
 EFFLUENT AND WASTE DISPOSAL ANNUAL REPORT 2016
 GASEOUS EFFLUENTS – MIXED MODE RELEASES - BATCH MODE
 TMI-1**

Fission And Activation Gasses	Units	Quarter 1	Quarter 2	Quarter 3	Quarter 4
Ar-41	Ci	5.05E-02	4.62E-02	2.38E-01	5.48E-01
Kr-85	Ci	<LLD	<LLD	<LLD	5.88E+00
Kr-85m	Ci	<LLD	<LLD	<LLD	<LLD
Kr-87	Ci	<LLD	<LLD	<LLD	<LLD
Kr-88	Ci	<LLD	<LLD	<LLD	<LLD
Xe-131m	Ci	<LLD	<LLD	<LLD	2.26E-01
Xe-133	Ci	1.21E-02	2.81E-02	5.57E-01	1.53E+01
Xe-133m	Ci	<LLD	4.13E-05	<LLD	7.70E-02
Xe-135	Ci	1.12E-03	1.61E-03	1.37E-02	9.39E-02
Xe-135m	Ci	<LLD	<LLD	<LLD	<LLD
Xe-138	Ci	<LLD	<LLD	<LLD	<LLD
Total	Ci	6.38E-02	7.59E-02	8.09E-01	2.21E+01

Radioiodines	Units	Quarter 1	Quarter 2	Quarter 3	Quarter 4
I-131	Ci	<LLD	<LLD	<LLD	<LLD
I-132	Ci	<LLD	<LLD	<LLD	<LLD
I-133	Ci	<LLD	<LLD	<LLD	<LLD
Total	Ci	N/A	N/A	N/A	N/A

Particulates	Units	Quarter 1	Quarter 2	Quarter 3	Quarter 4
Cr-51	Ci	<LLD	<LLD	<LLD	<LLD
Mn-54	Ci	<LLD	<LLD	<LLD	<LLD
Co-58	Ci	<LLD	<LLD	<LLD	<LLD
Fe-59	Ci	<LLD	<LLD	<LLD	<LLD
Co-60	Ci	<LLD	<LLD	<LLD	<LLD
Sr-89	Ci	<LLD	<LLD	<LLD	<LLD
Sr-90	Ci	<LLD	<LLD	<LLD	<LLD
Mo-99	Ci	<LLD	<LLD	<LLD	<LLD
Ag-110m	Ci	<LLD	<LLD	<LLD	<LLD
Cs-134	Ci	<LLD	<LLD	<LLD	<LLD
Cs-137	Ci	<LLD	<LLD	<LLD	<LLD
Ba-140	Ci	<LLD	<LLD	<LLD	<LLD
La-140	Ci	<LLD	<LLD	<LLD	<LLD
Ce-141	Ci	<LLD	<LLD	<LLD	<LLD
Ce-144	Ci	<LLD	<LLD	<LLD	<LLD
Total	Ci	N/A	N/A	N/A	N/A

Tritium	Units	Quarter 1	Quarter 2	Quarter 3	Quarter 4
H3	Ci	2.95E-01	3.49E-01	2.21E+00	4.35E+00

Note: Table 3 contains a listing of TMI ODCM Lower Limit of Detection (LLD).

TABLE 1D (CONTINUED)
EFFLUENT AND WASTE DISPOSAL ANNUAL REPORT 2016
GASEOUS EFFLUENTS – MIXED MODE RELEASES - CONTINUOUS MODE
TMI-1

Fission And Activation Gasses	Units	Quarter 1	Quarter 2	Quarter 3	Quarter 4
Ar-41	Ci	<LLD	<LLD	<LLD	<LLD
Kr-85	Ci	<LLD	<LLD	<LLD	<LLD
Kr-85m	Ci	<LLD	<LLD	<LLD	<LLD
Kr-87	Ci	<LLD	<LLD	<LLD	<LLD
Kr-88	Ci	<LLD	<LLD	<LLD	<LLD
Xe-133	Ci	<LLD	<LLD	<LLD	<LLD
Xe-133m	Ci	<LLD	<LLD	<LLD	<LLD
Xe-135	Ci	<LLD	<LLD	<LLD	<LLD
Xe-138	Ci	<LLD	<LLD	<LLD	<LLD
Total	Ci	N/A	N/A	N/A	N/A

Radioiodines	Units	Quarter 1	Quarter 2	Quarter 3	Quarter 4
I-131	Ci	<LLD	<LLD	<LLD	<LLD
I-132	Ci	<LLD	<LLD	<LLD	<LLD
I-133	Ci	<LLD	<LLD	<LLD	<LLD
Total	Ci	N/A	N/A	N/A	N/A

Particulates	Units	Quarter 1	Quarter 2	Quarter 3	Quarter 4
Cr-51	Ci	<LLD	<LLD	<LLD	<LLD
Mn-54	Ci	<LLD	<LLD	<LLD	<LLD
Fe-55	Ci	<LLD	<LLD	<LLD	<LLD
Co-57	Ci	<LLD	<LLD	<LLD	<LLD
Co-58	Ci	<LLD	<LLD	<LLD	<LLD
Fe-59	Ci	<LLD	<LLD	<LLD	<LLD
Co-60	Ci	<LLD	<LLD	<LLD	<LLD
Ni-63	Ci	<LLD	<LLD	<LLD	<LLD
Sr-89	Ci	<LLD	<LLD	<LLD	<LLD
Sr-90	Ci	<LLD	<LLD	<LLD	<LLD
Nb-95	Ci	<LLD	<LLD	<LLD	<LLD
Zr-95	Ci	<LLD	<LLD	<LLD	<LLD
Mo-99	Ci	<LLD	<LLD	<LLD	<LLD
Ag-110m	Ci	<LLD	<LLD	<LLD	<LLD
Cs-134	Ci	<LLD	<LLD	<LLD	<LLD
Cs-137	Ci	<LLD	<LLD	<LLD	<LLD
Ba-140	Ci	<LLD	<LLD	<LLD	<LLD
La-140	Ci	<LLD	<LLD	<LLD	<LLD
Ce-141	Ci	<LLD	<LLD	<LLD	<LLD
Ce-144	Ci	<LLD	<LLD	<LLD	<LLD
Total	Ci	N/A	N/A	N/A	N/A

Tritium	Units	Quarter 1	Quarter 2	Quarter 3	Quarter 4
H3	Ci	3.91E+01	2.14E+01	3.61E+01	2.44E+01

Carbon 14	Units	Quarter 1	Quarter 2	Quarter 3	Quarter 4
C-14	Ci	2.17E+00	1.71E+00	2.48E+00	2.01E+00

Note: Table 3 contains a listing of TMI ODCM Lower Limit of Detection (LLD).

TABLE 2A
EFFLUENT AND WASTE DISPOSAL ANNUAL REPORT 2016
LIQUID EFFLUENTS – SUMMATION OF ALL RELEASES
TMI-1

	UNIT	QUARTER 1	QUARTER 2	QUARTER 3	QUARTER 4	EST TOTAL ERROR %
A. FISSION AND ACTIVATION PRODUCTS						
1. Total Release (Not incl. Tritium, gases, alpha)	Ci	1.46E-04	1.88E-04	1.59E-04	1.36E-04	25%
2. Avg diluted concentration during period	µCi/ml	2.42E-11	2.70E-11	2.07E-11	1.95E-11	
3. Percent of applicable limit	%	*	*	*	*	
B. TRITIUM						
1. Total Release	Ci	1.50E+01	9.36E+01	1.63E+02	3.33E+02	25%
2. Avg diluted concentration during period	µCi/ml	2.50E-06	1.34E-05	2.12E-05	4.75E-05	
3. Percent of applicable limit	%	*	*	*	*	
C. DISSOLVED AND ENTRAINED GASES						
1. Total Release	Ci	<LLD	<LLD	<LLD	2.49E-04	25%
2. Avg diluted concentration during period	µCi/ml	N/A	N/A	N/A	3.55E-11	
3. Percent of applicable limit	%	*	*	*	*	
D. GROSS ALPHA RADIOACTIVITY						
1. Total Release	Ci	<LLD	<LLD	<LLD	<LLD	25%
E. VOLUME OF WASTE RELEASE (PRIOR TO DILUTION)						
	LITERS	9.91E+07	9.90E+07	1.01E+08	1.01E+08	10%
F. VOLUME OF DILUTION WATER USED						
	LITERS	5.91E+09	6.87E+09	7.56E+09	6.90E+09	10%

Note: Table 3 contains a listing of TMI ODCM Lower Limit of Detection (LLD).

*ODCM Limits – Listed on Dose summary Table

TABLE 2B
EFFLUENT AND WASTE DISPOSAL ANNUAL REPORT 2016
LIQUID EFFLUENTS - BATCH MODE
TMI-1

Fission and Activation Products	Units	Quarter 1	Quarter 2	Quarter 3	Quarter 4
H-3	Ci	1.50E+01	9.36E+01	1.63E+02	3.33E+02
Cr-51	Ci	<LLD	<LLD	<LLD	<LLD
Mn-54	Ci	<LLD	<LLD	<LLD	<LLD
Fe-55	Ci	<LLD	<LLD	<LLD	<LLD
Co-58	Ci	<LLD	3.25E-06	<LLD	<LLD
Fe-59	Ci	<LLD	<LLD	<LLD	<LLD
Co-60	Ci	3.13E-05	8.41E-05	8.19E-05	7.73E-05
Zn-65	Ci	<LLD	<LLD	<LLD	<LLD
Sr-89	Ci	<LLD	<LLD	<LLD	<LLD
Sr-90	Ci	<LLD	<LLD	<LLD	<LLD
Zr-95	Ci	<LLD	<LLD	<LLD	<LLD
Nb-95	Ci	<LLD	<LLD	<LLD	<LLD
Mo-99	Ci	<LLD	<LLD	<LLD	<LLD
Tc-99m	Ci	<LLD	<LLD	<LLD	<LLD
Ag-110m	Ci	<LLD	<LLD	<LLD	<LLD
I-131	Ci	<LLD	<LLD	<LLD	1.87E-05
Cs-134	Ci	<LLD	<LLD	<LLD	<LLD
Cs-137	Ci	1.14E-04	1.01E-04	7.66E-05	4.02E-05
Ba-140	Ci	<LLD	<LLD	<LLD	<LLD
La-140	Ci	<LLD	<LLD	<LLD	<LLD
Ce-141	Ci	<LLD	<LLD	<LLD	<LLD
Ce-144	Ci	<LLD	<LLD	<LLD	<LLD
Total	Ci	1.50E+01	9.36E+01	1.63E+02	3.33E+02

Dissolved and Entrained Gases	Units	Quarter 1	Quarter 2	Quarter 3	Quarter 4
Kr-87	Ci	<LLD	<LLD	<LLD	<LLD
Kr-88	Ci	<LLD	<LLD	<LLD	<LLD
Xe-133	Ci	<LLD	<LLD	<LLD	2.49E-04
Xe-133m	Ci	<LLD	<LLD	<LLD	<LLD
Xe-135	Ci	<LLD	<LLD	<LLD	<LLD
Total	Ci	N/A	N/A	N/A	2.49E-04

Note: Table 3 contains a listing of TMI ODCM Lower Limit of Detection (LLD).

TABLE 2C
EFFLUENT AND WASTE DISPOSAL ANNUAL REPORT 2016
LIQUID EFFLUENTS - CONTINUOUS MODE
TMI-1

Fission and Activation Products	Units	Quarter 1	Quarter 2	Quarter 3	Quarter 4
H-3	Ci	2.75E-03	2.01E-02	3.73E-02	3.17E-02
Cr-51	Ci	<LLD	<LLD	<LLD	<LLD
Mn-54	Ci	<LLD	<LLD	<LLD	<LLD
Fe-55	Ci	<LLD	<LLD	<LLD	<LLD
Co-58	Ci	<LLD	<LLD	<LLD	<LLD
Fe-59	Ci	<LLD	<LLD	<LLD	<LLD
Co-60	Ci	<LLD	<LLD	<LLD	<LLD
Zn-65	Ci	<LLD	<LLD	<LLD	<LLD
Sr-89	Ci	<LLD	<LLD	<LLD	<LLD
Sr-90	Ci	<LLD	<LLD	<LLD	<LLD
Zr-95	Ci	<LLD	<LLD	<LLD	<LLD
Nb-95	Ci	<LLD	<LLD	<LLD	<LLD
Mo-99	Ci	<LLD	<LLD	<LLD	<LLD
Tc-99m	Ci	<LLD	<LLD	<LLD	<LLD
Ag-110m	Ci	<LLD	<LLD	<LLD	<LLD
I-131	Ci	<LLD	<LLD	<LLD	<LLD
Cs-134	Ci	<LLD	<LLD	<LLD	<LLD
Cs-137	Ci	<LLD	<LLD	<LLD	<LLD
Ba-140	Ci	<LLD	<LLD	<LLD	<LLD
La-140	Ci	<LLD	<LLD	<LLD	<LLD
Ce-141	Ci	<LLD	<LLD	<LLD	<LLD
Ce-144	Ci	<LLD	<LLD	<LLD	<LLD
Total	Ci	2.75E-03	2.01E-02	3.73E-02	3.17E-02

Dissolved and Entrained Gases	Units	Quarter 1	Quarter 2	Quarter 3	Quarter 4
Kr-87	Ci	<LLD	<LLD	<LLD	<LLD
Kr-88	Ci	<LLD	<LLD	<LLD	<LLD
Xe-133	Ci	<LLD	<LLD	<LLD	<LLD
Xe-133m	Ci	<LLD	<LLD	<LLD	<LLD
Xe-135	Ci	<LLD	<LLD	<LLD	<LLD
Total	Ci	N/A	N/A	N/A	N/A

Note: Table 3 contains a listing of TMI ODCM Lower Limit of Detection (LLD).

**EFFLUENT AND WASTE DISPOSAL ANNUAL REPORT 2016
 SUPPLEMENTAL INFORMATION
 FACILITY: TMI UNIT 1 LICENSE: DPR 50-289**

1. Regulatory Limits -- Please refer to TMI Offsite Dose Calculation Manual

- A. Fission and Activation Gases:
- B. Iodines:
- C. Particulates, Half-Lives > 8 Days:
- D. Liquid Effluents:

2. Maximum Effluent Concentrations -- 10 Times CFR 20, Appendix B Table II

Provide the maximum effluent concentrations used in determining allowable release rates or concentrations

- A. Fission and Activation Gases:
- B. Iodines:
- C. Particulates, Half-Lives > 8 Days:
- D. Liquid Effluents:

3. Average Energy

Provide the average energy (E-BAR) of the radionuclide mixture in releases of fission and activation gases, if applicable

N/A

4. Measurements and Approximations of Total Radioactivity

Provide the methods to measure or approximate the total radioactivity in effluents and the methods used to determine radionuclide composition:

- A. Fission and Activ. Gases: HPGE Spectrometry, Liquid Scintillation
- B. Iodines: HPGE Spectrometry
- C. Particulates: HPGE Spectrometry, Gas Flow Proportional, Beta Spectrometry
- D. Liquid Effluents: HPGE Spectrometry, Liquid Scintillation
- E. Gross Alpha Gas Flow Proportional
- F. Carbon 14 Estimated using the methodology included in the EPRI Technical Report 1021106.

5. Batch Releases

Provide the following information relating to batch releases of radioactive materials in liquid and gaseous effluents.

	Quarter 1	Quarter 2	Quarter 3	Quarter 4
A. LIQUID (ALL TIMES IN MINUTES)				
1. Number of batch releases	19	29	32	52
2. Total time period for batch releases (min)	6020	9530	13220	17060
3. Maximum time period for a batch release (min)	875	913	1100	1140
4. Average time period for a batch release (min)	317	329	413	328
5. Minimum time period for a batch release (min)	178	210	220	135
6. Average stream flow during periods of release of effluent into a flowing stream (cfm)	2.85E+06	1.48E+06	3.95E+05	8.83E+05
B. GASEOUS				
1. Number of batch releases	8	10	8	22
2. Total time period for batch releases (min)	5035	7084	5126	22430
3. Maximum time period for a batch release (min)	880	840	815	3373
4. Average time period for a batch release (min)	629	708	641	1020
5. Minimum time period for a batch release (min)	6	167	101	10

6. Abnormal Releases

	Quarter 1	Quarter 2	Quarter 3	Quarter 4
A. LIQUID				
1. Number of releases	3	3	3	3
2. Total activity released (curies)	2.75E-03	2.75E-03	2.78E-03	2.78E-03
B. GASEOUS				
1. Number of releases	0	0	0	0
2. Total activity released (curies)	0	0	0	0

TABLE 1A
EFFLUENT AND WASTE DISPOSAL ANNUAL REPORT 2016
GASEOUS EFFLUENTS – SUMMATION OF ALL RELEASES
TMI-2

	UNIT	QUARTER 1	QUARTER 2	QUARTER 3	QUARTER 4	EST TOTAL ERROR %
A. FISSION AND ACTIVATION GASES						
1. Total Release	Ci	<LLD	<LLD	<LLD	<LLD	25%
2. Avg release rate for period	μCi/S	N/A	N/A	N/A	N/A	
3. Percent of applicable limit	%	*	*	*	*	
B. IODINES						
1. Total Iodine I131	Ci	N/A	N/A	N/A	N/A	25%
2. Avg release rate for period	μCi/S	N/A	N/A	N/A	N/A	
3. Percent of applicable limit	%	*	*	*	*	
C. PARTICULATES						
1. Part. With half-life >8 days	Ci	<LLD	<LLD	<LLD	<LLD	25%
2. Avg release rate for period	μCi/S	N/A	N/A	N/A	N/A	
3. Percent of applicable limit	%	*	*	*	*	
4. Gross alpha radioactivity	Ci	<LLD	<LLD	<LLD	<LLD	
D. TRITIUM						
1. Total Release	Ci	5.24E-01	2.63E-01	3.92E-02	2.23E-02	25%
2. Avg release rate for period	μCi/S	6.66E-02	3.35E-02	4.94E-03	2.81E-03	
3. Percent of applicable limit	%	*	*	*	*	

Note: Table 3 contains a listing of TMI ODCM Lower Limit of Detection (LLD).

*ODCM Limits – Listed on Dose summary Table

**TABLE 1D
 EFFLUENT AND WASTE DISPOSAL ANNUAL REPORT 2016
 GASEOUS EFFLUENTS – MIXED MODE RELEASES - BATCH MODE
 TMI-2**

Fission And Activation Gasses	Units	Quarter 1	Quarter 2	Quarter 3	Quarter 4
Ar-41	Ci	N/A	N/A	N/A	N/A
Kr-85	Ci	N/A	N/A	N/A	N/A
Kr-85m	Ci	N/A	N/A	N/A	N/A
Kr-87	Ci	N/A	N/A	N/A	N/A
Kr-88	Ci	N/A	N/A	N/A	N/A
Xe-133	Ci	N/A	N/A	N/A	N/A
Xe-135	Ci	N/A	N/A	N/A	N/A
Xe-135m	Ci	N/A	N/A	N/A	N/A
Xe-138	Ci	N/A	N/A	N/A	N/A
Total	Ci	N/A	N/A	N/A	N/A

Radioiodines	Units	Quarter 1	Quarter 2	Quarter 3	Quarter 4
I-131	Ci	N/A	N/A	N/A	N/A
I-133	Ci	N/A	N/A	N/A	N/A
I-135	Ci	N/A	N/A	N/A	N/A
Total	Ci	N/A	N/A	N/A	N/A

Particulates	Units	Quarter 1	Quarter 2	Quarter 3	Quarter 4
Cr-51	Ci	N/A	N/A	N/A	N/A
Mn-54	Ci	N/A	N/A	N/A	N/A
Co-58	Ci	N/A	N/A	N/A	N/A
Fe-59	Ci	N/A	N/A	N/A	N/A
Co-60	Ci	N/A	N/A	N/A	N/A
Sr-89	Ci	N/A	N/A	N/A	N/A
Sr-90	Ci	N/A	N/A	N/A	N/A
Mo-99	Ci	N/A	N/A	N/A	N/A
Ag-110m	Ci	N/A	N/A	N/A	N/A
Cs-134	Ci	N/A	N/A	N/A	N/A
Cs-137	Ci	N/A	N/A	N/A	N/A
Ba-140	Ci	N/A	N/A	N/A	N/A
La-140	Ci	N/A	N/A	N/A	N/A
Ce-141	Ci	N/A	N/A	N/A	N/A
Ce-144	Ci	N/A	N/A	N/A	N/A
Total	Ci	N/A	N/A	N/A	N/A

Tritium	Units	Quarter 1	Quarter 2	Quarter 3	Quarter 4
H3	Ci	N/A	N/A	N/A	N/A

Note: Table 3 contains a listing of TMI ODCM Lower Limit of Detection (LLD).

**TABLE 1D (CONTINUED)
EFFLUENT AND WASTE DISPOSAL ANNUAL REPORT 2016
GASEOUS EFFLUENTS – MIXED MODE RELEASES - CONTINUOUS MODE
TMI-2**

Fission And Activation Gasses	Units	Quarter 1	Quarter 2	Quarter 3	Quarter 4
Ar-41	Ci	<LLD	<LLD	<LLD	<LLD
Kr-85	Ci	<LLD	<LLD	<LLD	<LLD
Kr-85m	Ci	<LLD	<LLD	<LLD	<LLD
Kr-87	Ci	<LLD	<LLD	<LLD	<LLD
Kr-88	Ci	<LLD	<LLD	<LLD	<LLD
Xe-133	Ci	<LLD	<LLD	<LLD	<LLD
Xe-135	Ci	<LLD	<LLD	<LLD	<LLD
Xe-135m	Ci	<LLD	<LLD	<LLD	<LLD
Xe-138	Ci	<LLD	<LLD	<LLD	<LLD
Total	Ci	N/A	N/A	N/A	N/A

Radioiodines	Units	Quarter 1	Quarter 2	Quarter 3	Quarter 4
I-131	Ci	N/A	N/A	N/A	N/A
I-133	Ci	N/A	N/A	N/A	N/A
I-135	Ci	N/A	N/A	N/A	N/A
Total	Ci	N/A	N/A	N/A	N/A

Particulates	Units	Quarter 1	Quarter 2	Quarter 3	Quarter 4
Cr-51	Ci	<LLD	<LLD	<LLD	<LLD
Mn-54	Ci	<LLD	<LLD	<LLD	<LLD
Co-58	Ci	<LLD	<LLD	<LLD	<LLD
Fe-59	Ci	<LLD	<LLD	<LLD	<LLD
Co-60	Ci	<LLD	<LLD	<LLD	<LLD
Sr-89	Ci	<LLD	<LLD	<LLD	<LLD
Sr-90	Ci	<LLD	<LLD	<LLD	<LLD
Mo-99	Ci	<LLD	<LLD	<LLD	<LLD
Ag-110m	Ci	<LLD	<LLD	<LLD	<LLD
Cs-134	Ci	<LLD	<LLD	<LLD	<LLD
Cs-137	Ci	<LLD	<LLD	<LLD	<LLD
Ba-140	Ci	<LLD	<LLD	<LLD	<LLD
La-140	Ci	<LLD	<LLD	<LLD	<LLD
Ce-141	Ci	<LLD	<LLD	<LLD	<LLD
Ce-144	Ci	<LLD	<LLD	<LLD	<LLD
Total	Ci	N/A	N/A	N/A	N/A

Tritium	Units	Quarter 1	Quarter 2	Quarter 3	Quarter 4
H3	Ci	5.24E-01	2.63E-01	3.92E-02	2.23E-02

Note: Table 3 contains a listing of TMI ODCM Lower Limit of Detection (LLD).

TABLE 2A
EFFLUENT AND WASTE DISPOSAL ANNUAL REPORT 2016
LIQUID EFFLUENTS – SUMMATION OF ALL RELEASES
TMI-2

	UNIT	QUARTER 1	QUARTER 2	QUARTER 3	QUARTER 4	EST TOTAL ERROR %
A. FISSION AND ACTIVATION PRODUCTS						
1. Total Release (Not incl. Tritium, gases, alpha)	Ci	2.38E-06	2.83E-06	8.32E-06	<LLD	25%
2. Avg diluted concentration during period	µCi/ml	1.80E-11	6.21E-11	9.14E-11	N/A	
3. Percent of applicable limit	%	*	*	*	*	
B. TRITIUM						
1. Total Release	Ci	<LLD	6.64E-06	2.73E-06	<LLD	25%
2. Avg diluted concentration during period	µCi/ml	N/A	1.46E-10	3.00E-11	N/A	
3. Percent of applicable limit	%	*	*	*	*	
C. DISSOLVED AND ENTRAINED GASES						
1. Total Release	Ci	<LLD	<LLD	<LLD	<LLD	25%
2. Avg diluted concentration during period	µCi/ml	N/A	N/A	N/A	N/A	
3. Percent of applicable limit	%	*	*	*	*	
D. GROSS ALPHA RADIOACTIVITY						
1. Total Release	Ci	<LLD	<LLD	<LLD	<LLD	25%
E. VOLUME OF WASTE RELEASE (PRIOR TO DILUTION)						
	LITERS	1.66E+05	6.25E+04	1.36E+05	6.21E+04	10%
F. VOLUME OF DILUTION WATER USED						
	LITERS	1.32E+08	4.54E+07	9.09E+07	6.90E+07	10%

Note: Table 3 contains a listing of TMI ODCM Lower Limit of Detection (LLD).

*ODCM Limits – Listed on Dose summary Table

TABLE 2B
EFFLUENT AND WASTE DISPOSAL ANNUAL REPORT 2016
LIQUID EFFLUENTS - BATCH MODE
TMI-2

Fission and Activation Products	Units	Quarter 1	Quarter 2	Quarter 3	Quarter 4
H-3	Ci	<LLD	6.64E-06	2.73E-06	<LLD
Cr-51	Ci	<LLD	<LLD	<LLD	<LLD
Mn-54	Ci	<LLD	<LLD	<LLD	<LLD
Fe-55	Ci	<LLD	<LLD	<LLD	<LLD
Co-58	Ci	<LLD	<LLD	<LLD	<LLD
Fe-59	Ci	<LLD	<LLD	<LLD	<LLD
Co-60	Ci	<LLD	<LLD	<LLD	<LLD
Zn-65	Ci	<LLD	<LLD	<LLD	<LLD
Sr-89	Ci	<LLD	<LLD	<LLD	<LLD
Sr-90	Ci	<LLD	<LLD	<LLD	<LLD
Zr-95	Ci	<LLD	<LLD	<LLD	<LLD
Nb-95	Ci	<LLD	<LLD	<LLD	<LLD
Mo-99	Ci	<LLD	<LLD	<LLD	<LLD
Tc-99m	Ci	<LLD	<LLD	<LLD	<LLD
Ag-110m	Ci	<LLD	<LLD	<LLD	<LLD
I-131	Ci	<LLD	<LLD	<LLD	<LLD
Cs-134	Ci	<LLD	<LLD	<LLD	<LLD
Cs-137	Ci	2.38E-06	2.83E-06	8.32E-06	<LLD
Ba-140	Ci	<LLD	<LLD	<LLD	<LLD
La-140	Ci	<LLD	<LLD	<LLD	<LLD
Ce-141	Ci	<LLD	<LLD	<LLD	<LLD
Ce-144	Ci	<LLD	<LLD	<LLD	<LLD
Total	Ci	2.38E-06	9.47E-06	1.11E-05	N/A

Dissolved and Entrained Gases	Units	Quarter 1	Quarter 2	Quarter 3	Quarter 4
Kr-87	Ci	<LLD	<LLD	<LLD	<LLD
Kr-88	Ci	<LLD	<LLD	<LLD	<LLD
Xe-133	Ci	<LLD	<LLD	<LLD	<LLD
Xe-133m	Ci	<LLD	<LLD	<LLD	<LLD
Xe-135	Ci	<LLD	<LLD	<LLD	<LLD
Total	Ci	N/A	N/A	N/A	N/A

Note: Table 3 contains a listing of TMI ODCM Lower Limit of Detection (LLD).

**TABLE 2C
 EFFLUENT AND WASTE DISPOSAL ANNUAL REPORT 2016
 LIQUID EFFLUENTS - CONTINUOUS MODE
 TMI-2**

Fission and Activation Products	Units	Quarter 1	Quarter 2	Quarter 3	Quarter 4
H-3	Ci	N/A	N/A	N/A	N/A
Cr-51	Ci	N/A	N/A	N/A	N/A
Mn-54	Ci	N/A	N/A	N/A	N/A
Fe-55	Ci	N/A	N/A	N/A	N/A
Co-58	Ci	N/A	N/A	N/A	N/A
Fe-59	Ci	N/A	N/A	N/A	N/A
Co-60	Ci	N/A	N/A	N/A	N/A
Zn-65	Ci	N/A	N/A	N/A	N/A
Sr-89	Ci	N/A	N/A	N/A	N/A
Sr-90	Ci	N/A	N/A	N/A	N/A
Zr-95	Ci	N/A	N/A	N/A	N/A
Nb-95	Ci	N/A	N/A	N/A	N/A
Mo-99	Ci	N/A	N/A	N/A	N/A
Tc-99m	Ci	N/A	N/A	N/A	N/A
Ag-110m	Ci	N/A	N/A	N/A	N/A
I-131	Ci	N/A	N/A	N/A	N/A
Cs-134	Ci	N/A	N/A	N/A	N/A
Cs-137	Ci	N/A	N/A	N/A	N/A
Ba-140	Ci	N/A	N/A	N/A	N/A
La-140	Ci	N/A	N/A	N/A	N/A
Ce-141	Ci	N/A	N/A	N/A	N/A
Ce-144	Ci	N/A	N/A	N/A	N/A
Total	Ci	N/A	N/A	N/A	N/A

Dissolved and Entrained Gases	Units	Quarter 1	Quarter 2	Quarter 3	Quarter 4
Kr-87	Ci	N/A	N/A	N/A	N/A
Kr-88	Ci	N/A	N/A	N/A	N/A
Xe-133	Ci	N/A	N/A	N/A	N/A
Xe-133m	Ci	N/A	N/A	N/A	N/A
Xe-135	Ci	N/A	N/A	N/A	N/A
Total	Ci	N/A	N/A	N/A	N/A

TABLE 3
ODCM REQUIRED LOWER LIMIT OF DETECTION (LLD)

Gaseous Sampling	
Radioisotope:	LLD Value
Tritium	1E-06 µCi/ml
Principal Gamma Emitters Gas (Kr-87, Kr-88, Xe-133, Xe-133m, Xe-135)	1E-04 µCi/ml
Principal Gamma Emitters Particulate	
Mn-54	1E-11 µCi/ml
Fe-59	1E-11 µCi/ml
Co-58	1E-11 µCi/ml
Co-60	1E-11 µCi/ml
Zn-65	1E-11 µCi/ml
Mo-99	1E-11 µCi/ml
Cs-137	1E-11 µCi/ml
Ce-141	1E-11 µCi/ml
Ce-144	1E-11 µCi/ml
Iodine 131	1E-12 µCi/ml
Gross Alpha	1E-11 µCi/ml
Sr-89	1E-11 µCi/ml
Sr-90	1E-11 µCi/ml

Liquid Sampling	
Radioisotope:	LLD Value
Tritium	1E-05 µCi/ml
Principal Gamma Emitters	
Mn-54	5E-07 µCi/ml
Fe-59	5E-07 µCi/ml
Co-58	5E-07 µCi/ml
Co-60	5E-07 µCi/ml
Zn-65	5E-07 µCi/ml
Mo-99	5E-07 µCi/ml
Cs-134	5E-07 µCi/ml
Cs-137	5E-07 µCi/ml
Ce-141	5E-07 µCi/ml
Ce-144	5E-07 µCi/ml
Iodine 131	1E-06 µCi/ml
Dissolved and Entrained Gases (Kr-87, Kr-88, Xe-133, Xe-133m, Xe-135)	1E-05 µCi/ml
Fe-55	1E-06 µCi/ml
Gross Alpha	1E-07 µCi/ml
Sr-89	5E-08 µCi/ml
Sr-90	5E-08 µCi/ml

Solid Waste Shipped Offsite During 2016

2016 Annual Radioactive Effluent Release Report Solid Waste and Irradiated Fuel Shipments TMI-1

A. Solid Waste Shipped Offsite for Burial or Disposal (Not irradiated fuel)

1. Types of Waste

Types of Waste	Total Quantity (m ³)	Total Activity (Ci)	Period	Est. Total Error %
a. Spent resins, filter sludges, evaporator bottoms, etc.	7.69E+01	3.61E+01	01/01/16-12/31/16	+/- 25%
b. Dry compressible waste, contaminated equip, etc.	1.37E+02	5.80E-01	01/01/16-12/31/16	+/- 25%
c. Irradiated components, control rods, etc.	0.00E+00	0.00E+00	01/01/16-12/31/16	+/- 25%
d. Other (describe) Oil, unevaporated liquids	2.30E+01	1.00E+00	01/01/16-12/31/16	+/- 25%

2. Estimate of major nuclide composition (by waste type)

Major Nuclide Composition		%
a.	H-3	91.68%
	Co-58	1.09%
	Co-60	5.02%
	Ni-63	1.10%
b.	Cr-51	3.34%
	Mn-54	1.23%
	Fe-55	8.57%
	Co-58	7.50%
	Co-60	33.04%
	Ni-63	24.62%
	Tc-99	2.07%
	Cs-134	2.03%
	Cs-137	14.30%
c.	None	
d.	Fe-55	9.03%
	Co-60	34.56%
	Ni-63	42.36%
	Cs-137	9.56%
	Pu-241	1.31%

**2016 Annual Radioactive Effluent Release Report
Solid Waste and Irradiated Fuel Shipments
TMI-1**

3. Solid Waste Disposition

<u>Number of Shipments</u>	<u>Mode of Transportation</u>	<u>Destination</u>
26	Hittman Transport Services	Energy Solutions LLC 1560 Bear Creek Rd
2	Hittman Transport Services	Energy Solutions 628 Gallaher Rd TN
1	Hubbard Trucking Inc.	Unitech Services Group 2323 Zirconium Way TN

B. Irradiated Fuel Shipments (disposition)

<u>Number of Shipments</u>	<u>Mode of Transportation</u>	<u>Destination</u>
None	None	None

C. Changes to the Process Control Program

None

2016 Annual Radioactive Effluent Release Report Solid Waste and Irradiated Fuel Shipments TMI-2

A. Solid Waste Shipped Offsite for Burial or Disposal (Not irradiated fuel)

1. Types of Waste

Types of Waste	Total Quantity (m ³)	Total Activity (Ci)	Period	Est. Total Error %
a. Spent resins, filter sludges, evaporator bottoms, etc.	0.00E+00	0.00E+00	01/01/16-12/31/16	+/- 25%
b. Dry compressible waste, contaminated equip, etc.	0.00E+00	0.00E+00	01/01/16-12/31/16	+/- 25%
c. Irradiated components, control rods, etc.	0.00E+00	0.00E+00	01/01/16-12/31/16	+/- 25%
d. Other (describe) N/A	0.00E+00	0.00E+00	01/01/16-12/31/16	+/- 25%

2. Estimate of major nuclide composition (by waste type)

Major Nuclide Composition		%
a.	None	
b.	None	
c.	None	
d.	None	

3. Solid Waste Disposition

<u>Number of Shipments</u> None	<u>Mode of Transportation</u> None	<u>Destination</u> None
------------------------------------	---------------------------------------	----------------------------

B. Irradiated Fuel Shipments (disposition)

<u>Number of Shipments</u> None	<u>Mode of Transportation</u> None	<u>Destination</u> None
------------------------------------	---------------------------------------	----------------------------

Summary of Unplanned Releases from the TMI Site During 2016

There were no unplanned releases from TMI-2 in 2016. The unplanned releases for TMI-1 are summarized in the supplemental information in Attachment 1. The information is reported separately for liquid and gaseous releases, and the number of releases is reported for each quarter with a total curies released. The activity for these releases is also included in Tables 2A and 2C.

The abnormal liquid releases are monthly releases to account for the tritium in groundwater released into the river. There were no unplanned gaseous releases for TMI-1.

**CHANGES TO THE PROCESS CONTROL PROGRAM AND THE
OFFSITE DOSE CALCULATION MANUAL DURING 2016
AND A LISTING OF NEW LOCATIONS FOR DOSE CALCULATIONS AND/OR
ENVIRONMENTAL MONITORING IDENTIFIED BY THE LAND USE CENSUS**

1. Changes to the Process Control Program

There were no changes to the Process Control Program.

2. Changes to the Offsite Dose Calculation Manual

There was one change to the Offsite Dose Calculation Manual approved in 2016. The procedure change is attached in Enclosure 1.

3. A listing of new locations for dose calculations and/or environmental monitoring identified by the Land Use Census.

Based on the results of the 2016 Land Use Census, no changes were required to the Radiological Environmental Monitoring Program. The Land Use Census identified minor changes to new or relocated gardens for Sectors A (N), and H (SSE).

**Instrumentation Not Returned to Operable
Status Within 30 Days During 2016**

There were no instruments not returned to operable status within 30 days per the TMI ODCM Part 1, Sections 2.1.1.b and 2.1.2.b, and Part 2, Section 2.1.2.b, during 2016.

Annual Summary of Hourly Meteorological Data for

The osprey did return and nest on the TMI meteorological tower. However, the station was able to calibrate the sensors and instrumentation before and after the osprey nested. The percent data recovery for meteorological information for 2016 was 99.7 percent. The data is presented by quarter.

2016 Annual Radioactive Effluent Release Report for TMI
Attachment 6 - Page 2 of 17

Three Mile Island Alpha
 Period of Record: **January - March 2016**
 Stability Class - **Extremely Unstable** - 145Ft-31Ft Delta-T (F)
 Winds Measured at 98 Feet
 Wind Speed (in mph)

Wind Direction	1 - 3	4 - 7	8 - 12	13 - 18	19 - 24	> 24	Total
N	0	0	0	0	0	0	0
NNE	0	0	0	0	0	0	0
NE	0	0	0	0	0	0	0
ENE	0	2	0	0	0	0	2
E	0	0	1	0	0	0	1
ESE	0	2	3	0	0	0	5
SE	1	1	0	0	0	0	2
SSE	0	0	0	0	0	0	0
S	0	0	1	1	0	0	2
SSW	0	1	7	2	0	0	10
SW	0	5	4	0	0	0	9
WSW	0	1	0	0	0	0	1
W	0	0	0	0	0	0	0
WNW	0	0	0	0	0	0	0
NW	0	1	0	0	0	0	1
NNW	1	3	0	1	2	0	7
Variable	0	0	0	0	0	0	0
Total	2	16	16	4	2	0	40

Hours of calm in this stability class: 0
 Hours of missing wind measurements in this stability class: 0
 Hours of missing stability measurements in all stability classes: 0

Three Mile Island Alpha
 Period of Record: **January - March 2016**
 Stability Class - **Moderately Unstable** - 145Ft-31Ft Delta-T (F)
 Winds Measured at 98 Feet
 Wind Speed (in mph)

Wind Direction	1 - 3	4 - 7	8 - 12	13 - 18	19 - 24	> 24	Total
N	0	0	0	0	3	0	3
NNE	0	0	0	0	0	0	0
NE	0	1	0	0	0	0	1
ENE	0	0	0	0	0	0	0
E	0	0	0	0	0	0	0
ESE	0	0	0	0	0	0	0
SE	0	0	1	1	0	0	2
SSE	0	1	0	0	0	0	1
S	0	0	0	0	0	0	0
SSW	0	2	3	2	0	0	7
SW	0	0	1	2	0	0	3
WSW	0	0	0	1	0	0	1
W	1	0	0	0	0	0	1
WNW	0	0	0	0	0	0	0
NW	0	0	0	0	0	0	0
NNW	0	0	0	2	4	0	6
Variable	0	0	0	0	0	0	0
Total	1	4	5	8	7	0	25

Hours of calm in this stability class: 0
 Hours of missing wind measurements in this stability class: 0
 Hours of missing stability measurements in all stability classes: 0

2016 Annual Radioactive Effluent Release Report for TMI
Attachment 6 - Page 3 of 17

Three Mile Island Alpha
 Period of Record: **January - March 2016**
 Stability Class - **Slightly Unstable** - 145Ft-31Ft Delta-T (F)
 Winds Measured at 98 Feet
 Wind Speed (in mph)

<u>Wind Direction</u>	<u>1 - 3</u>	<u>4 - 7</u>	<u>8 - 12</u>	<u>13 - 18</u>	<u>19 - 24</u>	<u>> 24</u>	<u>Total</u>
N	0	2	0	0	1	0	3
NNE	0	0	0	0	0	0	0
NE	0	1	0	0	0	0	1
ENE	0	2	0	0	0	0	2
E	0	1	0	0	0	0	1
ESE	0	0	1	0	0	0	1
SE	0	0	1	1	0	0	2
SSE	0	0	0	0	0	0	0
S	0	0	2	0	0	0	2
SSW	0	1	2	2	1	0	6
SW	2	1	2	0	0	0	5
WSW	0	0	1	1	0	0	2
W	0	0	2	3	0	0	5
WNW	0	0	2	1	2	0	5
NW	2	1	1	0	3	3	10
NNW	2	0	0	2	0	0	4
Variable	0	0	0	0	0	0	0
Total	6	9	14	10	7	3	49

Hours of calm in this stability class: 0
 Hours of missing wind measurements in this stability class: 0
 Hours of missing stability measurements in all stability classes: 0

Three Mile Island Alpha
 Period of Record: **January - March 2016**
 Stability Class - **Neutral** - 145Ft-31Ft Delta-T (F)
 Winds Measured at 98 Feet
 Wind Speed (in mph)

<u>Wind Direction</u>	<u>1 - 3</u>	<u>4 - 7</u>	<u>8 - 12</u>	<u>13 - 18</u>	<u>19 - 24</u>	<u>> 24</u>	<u>Total</u>
N	7	14	5	7	3	0	36
NNE	2	21	8	0	0	0	31
NE	4	34	5	0	0	0	43
ENE	3	27	1	0	0	0	31
E	4	24	29	2	0	0	59
ESE	7	20	29	1	0	0	57
SE	6	13	13	3	0	0	35
SSE	6	14	8	0	0	0	28
S	2	12	7	1	0	0	22
SSW	5	13	17	8	5	0	48
SW	6	11	12	9	0	0	38
WSW	8	12	7	6	0	0	33
W	2	36	56	40	7	0	141
WNW	2	17	61	108	39	0	227
NW	5	11	32	45	31	2	126
NNW	7	9	25	38	5	0	84
Variable	0	0	0	0	0	0	0
Total	76	288	315	268	90	2	1039

Hours of calm in this stability class: 2
 Hours of missing wind measurements in this stability class: 0
 Hours of missing stability measurements in all stability classes: 0

2016 Annual Radioactive Effluent Release Report for TMI
Attachment 6 - Page 4 of 17

Three Mile Island Alpha
 Period of Record: **January - March 2016**
 Stability Class - **Slightly Stable** - 145Ft-31Ft Delta-T (F)
 Winds Measured at 98 Feet
 Wind Speed (in mph)

<u>Wind Direction</u>	<u>1 - 3</u>	<u>4 - 7</u>	<u>8 - 12</u>	<u>13 - 18</u>	<u>19 - 24</u>	<u>> 24</u>	<u>Total</u>
N	19	19	3	2	0	0	43
NNE	13	9	1	0	0	0	23
NE	4	8	0	0	0	0	12
ENE	7	7	0	0	0	0	14
E	10	14	4	0	0	0	28
ESE	17	11	11	0	0	0	39
SE	6	3	7	4	0	0	20
SSE	8	10	1	0	0	0	19
S	5	14	17	3	1	0	40
SSW	5	14	13	16	0	0	48
SW	5	16	10	4	0	0	35
WSW	12	21	5	2	0	0	40
W	7	21	10	7	0	0	45
WNW	14	25	12	10	0	0	61
NW	11	13	25	18	1	0	68
NNW	13	19	10	10	1	0	53
Variable	0	0	0	0	0	0	0
Total	156	224	129	76	3	0	588

Hours of calm in this stability class: 0
 Hours of missing wind measurements in this stability class: 0
 Hours of missing stability measurements in all stability classes: 0

Three Mile Island Alpha
 Period of Record: **January - March 2016**
 Stability Class - **Moderately Stable** - 145Ft-31Ft Delta-T (F)
 Winds Measured at 98 Feet
 Wind Speed (in mph)

<u>Wind Direction</u>	<u>1 - 3</u>	<u>4 - 7</u>	<u>8 - 12</u>	<u>13 - 18</u>	<u>19 - 24</u>	<u>> 24</u>	<u>Total</u>
N	14	10	1	0	0	0	25
NNE	7	7	0	0	0	0	14
NE	4	0	0	0	0	0	4
ENE	4	4	0	0	0	0	8
E	7	3	0	0	0	0	10
ESE	2	4	0	0	0	0	6
SE	6	0	1	0	0	0	7
SSE	12	2	1	1	0	0	16
S	7	3	1	0	0	0	11
SSW	10	4	5	0	0	0	19
SW	8	6	2	0	0	0	16
WSW	10	13	1	0	0	0	24
W	9	6	0	0	0	0	15
WNW	10	2	0	0	0	0	12
NW	5	6	2	1	0	0	14
NNW	13	15	3	0	0	0	31
Variable	0	0	0	0	0	0	0
Total	128	85	17	2	0	0	232

Hours of calm in this stability class: 4
 Hours of missing wind measurements in this stability class: 0
 Hours of missing stability measurements in all stability classes: 0

2016 Annual Radioactive Effluent Release Report for TMI
Attachment 6 - Page 5 of 17

Three Mile Island Alpha
 Period of Record: **January - March 2016**
 Stability Class - **Extremely Stable** - 145Ft-31Ft Delta-T (F)
 Winds Measured at 98 Feet
 Wind Speed (in mph)

<u>Wind Direction</u>	<u>1 - 3</u>	<u>4 - 7</u>	<u>8 - 12</u>	<u>13 - 18</u>	<u>19 - 24</u>	<u>> 24</u>	<u>Total</u>
N	15	9	0	0	0	0	24
NNE	3	1	0	0	0	0	4
NE	8	0	0	0	0	0	8
ENE	9	2	0	0	0	0	11
E	10	0	0	0	0	0	10
ESE	13	2	0	0	0	0	15
SE	7	0	0	0	0	0	7
SSE	4	0	0	0	0	0	4
S	10	2	0	0	0	0	12
SSW	8	4	1	0	0	0	13
SW	11	2	0	0	0	0	13
WSW	14	5	0	0	0	0	19
W	8	3	0	0	0	0	11
WNW	6	2	0	0	0	0	8
NW	7	5	0	0	0	0	12
NNW	16	15	0	0	0	0	31
Variable	0	0	0	0	0	0	0
Total	149	52	1	0	0	0	202

Hours of calm in this stability class: 3
 Hours of missing wind measurements in this stability class: 0
 Hours of missing stability measurements in all stability classes: 0

2016 Annual Radioactive Effluent Release Report for TMI
Attachment 6 - Page 6 of 17

Three Mile Island Alpha
 Period of Record: **April - June 2016**
 Stability Class - **Extremely Unstable** - 145Ft-31Ft Delta-T (F)
 Winds Measured at 98 Feet
 Wind Speed (in mph)

<u>Wind Direction</u>	<u>1 - 3</u>	<u>4 - 7</u>	<u>8 - 12</u>	<u>13 - 18</u>	<u>19 - 24</u>	<u>> 24</u>	<u>Total</u>
N	0	1	0	2	0	0	3
NNE	0	0	0	0	0	0	0
NE	0	0	0	0	0	0	0
ENE	0	1	0	0	0	0	1
E	0	1	0	0	0	0	1
ESE	0	0	1	0	0	0	1
SE	0	1	1	0	0	0	2
SSE	0	2	1	0	0	0	3
S	0	2	1	5	0	0	8
SSW	0	3	3	2	0	0	8
SW	0	5	1	0	0	0	6
WSW	0	3	0	0	0	0	3
W	2	1	0	0	0	0	3
WNW	2	9	0	1	0	0	12
NW	5	4	2	0	0	2	13
NNW	0	5	1	2	0	0	8
Variable	0	0	0	0	0	0	0
Total	9	38	11	12	0	2	72

Hours of calm in this stability class: 0
 Hours of missing wind measurements in this stability class: 0
 Hours of missing stability measurements in all stability classes: 3

Three Mile Island Alpha
 Period of Record: **April - June 2016**
 Stability Class - **Moderately Unstable** - 145Ft-31Ft Delta-T (F)
 Winds Measured at 98 Feet
 Wind Speed (in mph)

<u>Wind Direction</u>	<u>1 - 3</u>	<u>4 - 7</u>	<u>8 - 12</u>	<u>13 - 18</u>	<u>19 - 24</u>	<u>> 24</u>	<u>Total</u>
N	0	0	0	1	0	0	1
NNE	0	0	0	0	0	0	0
NE	0	0	0	0	0	0	0
ENE	0	1	0	0	0	0	1
E	1	1	0	0	0	0	2
ESE	0	0	0	0	0	0	0
SE	0	0	1	0	0	0	1
SSE	0	1	0	0	0	0	1
S	2	2	2	0	0	0	6
SSW	0	2	4	0	0	0	6
SW	1	2	1	1	0	0	5
WSW	0	0	0	0	0	0	0
W	1	1	0	1	0	0	3
WNW	3	3	1	1	2	1	11
NW	3	3	3	0	0	1	10
NNW	1	1	1	2	1	0	6
Variable	0	0	0	0	0	0	0
Total	12	17	13	6	3	2	53

Hours of calm in this stability class: 0
 Hours of missing wind measurements in this stability class: 0
 Hours of missing stability measurements in all stability classes: 3

Three Mile Island Alpha
 Period of Record: **April - June 2016**
 Stability Class - **Slightly Unstable** - 145Ft-31Ft Delta-T (F)
 Winds Measured at 98 Feet
 Wind Speed (in mph)

<u>Wind Direction</u>	<u>1 - 3</u>	<u>4 - 7</u>	<u>8 - 12</u>	<u>13 - 18</u>	<u>19 - 24</u>	<u>> 24</u>	<u>Total</u>
N	0	1	0	0	0	0	1
NNE	0	0	0	0	0	0	0
NE	0	2	0	0	0	0	2
ENE	1	2	0	0	0	0	3
E	0	2	0	0	0	0	2
ESE	0	2	0	0	0	0	2
SE	1	3	0	0	0	0	4
SSE	0	1	0	0	0	0	1
S	0	1	0	0	0	0	1
SSW	0	5	9	0	0	0	14
SW	1	9	3	2	0	0	15
WSW	3	1	0	0	0	0	4
W	2	1	1	3	0	0	7
WNW	1	4	1	4	1	1	12
NW	5	2	2	1	2	0	12
NNW	3	9	2	4	3	0	21
Variable	0	0	0	0	0	0	0
Total	17	45	18	14	6	1	101

Hours of calm in this stability class: 0
 Hours of missing wind measurements in this stability class: 0
 Hours of missing stability measurements in all stability classes: 3

Three Mile Island Alpha
 Period of Record: **April - June 2016**
 Stability Class - **Neutral** - 145Ft-31Ft Delta-T (F)
 Winds Measured at 98 Feet
 Wind Speed (in mph)

<u>Wind Direction</u>	<u>1 - 3</u>	<u>4 - 7</u>	<u>8 - 12</u>	<u>13 - 18</u>	<u>19 - 24</u>	<u>> 24</u>	<u>Total</u>
N	13	22	5	10	2	0	52
NNE	7	32	1	0	0	0	40
NE	10	43	3	0	0	0	56
ENE	8	44	3	0	0	0	55
E	12	50	14	0	1	0	77
ESE	5	29	23	0	0	0	57
SE	5	17	10	1	0	0	33
SSE	6	30	10	0	0	0	46
S	8	51	20	0	0	0	79
SSW	6	45	30	0	0	0	81
SW	6	38	13	7	0	0	64
WSW	13	20	21	9	0	0	63
W	9	21	25	28	6	0	89
WNW	18	12	32	24	6	4	96
NW	16	22	39	38	18	0	133
NNW	9	30	21	19	14	0	93
Variable	0	0	0	0	0	0	0
Total	151	506	270	136	47	4	1114

Hours of calm in this stability class: 0
 Hours of missing wind measurements in this stability class: 0
 Hours of missing stability measurements in all stability classes: 3

2016 Annual Radioactive Effluent Release Report for TMI
Attachment 6 - Page 8 of 17

Three Mile Island Alpha
 Period of Record: **April - June 2016**
 Stability Class - **Slightly Stable** - 145Ft-31Ft Delta-T (F)
 Winds Measured at 98 Feet
 Wind Speed (in mph)

<u>Wind Direction</u>	<u>1 - 3</u>	<u>4 - 7</u>	<u>8 - 12</u>	<u>13 - 18</u>	<u>19 - 24</u>	<u>> 24</u>	<u>Total</u>
N	7	25	11	0	0	0	43
NNE	6	14	3	0	0	0	23
NE	15	12	1	0	0	0	28
ENE	14	9	1	0	0	0	24
E	15	22	2	0	0	0	39
ESE	16	4	2	0	0	0	22
SE	8	14	3	0	0	0	25
SSE	10	16	2	0	0	0	28
S	7	21	5	2	0	0	35
SSW	15	27	6	2	0	0	50
SW	15	39	9	2	0	0	65
WSW	17	26	10	1	0	0	54
W	12	15	10	3	0	0	40
WNW	13	20	13	2	0	0	48
NW	14	12	6	3	0	0	35
NNW	9	28	9	4	1	0	51
Variable	0	0	0	0	0	0	0
Total	193	304	93	19	1	0	610

Hours of calm in this stability class: 0
 Hours of missing wind measurements in this stability class: 0
 Hours of missing stability measurements in all stability classes: 3

Three Mile Island Alpha
 Period of Record: **April - June 2016**
 Stability Class - **Moderately Stable** - 145Ft-31Ft Delta-T (F)
 Winds Measured at 98 Feet
 Wind Speed (in mph)

<u>Wind Direction</u>	<u>1 - 3</u>	<u>4 - 7</u>	<u>8 - 12</u>	<u>13 - 18</u>	<u>19 - 24</u>	<u>> 24</u>	<u>Total</u>
N	5	2	0	0	0	0	7
NNE	4	1	0	0	0	0	5
NE	5	0	0	0	0	0	5
ENE	3	0	0	0	0	0	3
E	9	2	0	0	0	0	11
ESE	11	4	0	0	0	0	15
SE	11	1	0	0	0	0	12
SSE	12	1	0	0	0	0	13
S	17	3	0	0	0	0	20
SSW	4	7	0	0	0	0	11
SW	7	2	0	0	0	0	9
WSW	5	1	0	0	0	0	6
W	2	4	0	0	0	0	6
WNW	6	2	0	0	0	0	8
NW	7	2	0	0	0	0	9
NNW	6	2	1	0	0	0	9
Variable	0	0	0	0	0	0	0
Total	114	34	1	0	0	0	149

Hours of calm in this stability class: 5
 Hours of missing wind measurements in this stability class: 0
 Hours of missing stability measurements in all stability classes: 3

Three Mile Island Alpha
 Period of Record: **April - June 2016**
 Stability Class - **Extremely Stable** - 145Ft-31Ft Delta-T (F)
 Winds Measured at 98 Feet
 Wind Speed (in mph)

<u>Wind Direction</u>	<u>1 - 3</u>	<u>4 - 7</u>	<u>8 - 12</u>	<u>13 - 18</u>	<u>19 - 24</u>	<u>> 24</u>	<u>Total</u>
N	0	1	0	0	0	0	1
NNE	1	0	0	0	0	0	1
NE	0	0	0	0	0	0	0
ENE	1	0	0	0	0	0	1
E	2	0	0	0	0	0	2
ESE	8	0	0	0	0	0	8
SE	8	1	0	0	0	0	9
SSE	6	0	0	0	0	0	6
S	2	0	0	0	0	0	2
SSW	5	5	0	0	0	0	10
SW	8	2	0	0	0	0	10
WSW	3	3	0	0	0	0	6
W	1	1	0	0	0	0	2
WNW	6	0	0	0	0	0	6
NW	5	0	0	0	0	0	5
NNW	6	1	0	0	0	0	7
Variable	0	0	0	0	0	0	0
Total	62	14	0	0	0	0	76

Hours of calm in this stability class: 1
 Hours of missing wind measurements in this stability class: 0
 Hours of missing stability measurements in all stability classes: 3

2016 Annual Radioactive Effluent Release Report for TMI
Attachment 6 - Page 10 of 17

Three Mile Island Alpha
 Period of Record: **July - September 2016**
 Stability Class - **Extremely Unstable** - 145Ft-31Ft Delta-T (F)
 Winds Measured at 98 Feet
 Wind Speed (in mph)

<u>Wind Direction</u>	<u>1 - 3</u>	<u>4 - 7</u>	<u>8 - 12</u>	<u>13 - 18</u>	<u>19 - 24</u>	<u>> 24</u>	<u>Total</u>
N	0	3	1	0	0	0	4
NNE	0	1	1	0	0	0	2
NE	0	4	1	0	0	0	5
ENE	0	0	2	0	0	0	2
E	0	1	0	0	0	0	1
ESE	0	6	0	0	0	0	6
SE	0	8	5	0	0	0	13
SSE	0	0	0	0	0	0	0
S	0	1	0	0	0	0	1
SSW	0	1	15	0	0	0	16
SW	0	3	0	0	0	0	3
WSW	2	0	0	0	0	0	2
W	2	0	0	0	0	0	2
WNW	2	7	0	0	0	0	9
NW	8	9	0	0	0	0	17
NNW	2	16	0	0	0	0	18
Variable	0	0	0	0	0	0	0
Total	16	60	25	0	0	0	101

Hours of calm in this stability class: 0
 Hours of missing wind measurements in this stability class: 0
 Hours of missing stability measurements in all stability classes: 8

Three Mile Island Alpha
 Period of Record: **July - September 2016**
 Stability Class - **Moderately Unstable** - 145Ft-31Ft Delta-T (F)
 Winds Measured at 98 Feet
 Wind Speed (in mph)

<u>Wind Direction</u>	<u>1 - 3</u>	<u>4 - 7</u>	<u>8 - 12</u>	<u>13 - 18</u>	<u>19 - 24</u>	<u>> 24</u>	<u>Total</u>
N	0	2	2	0	0	0	4
NNE	0	2	1	0	0	0	3
NE	0	1	2	0	0	0	3
ENE	0	2	0	0	0	0	2
E	0	3	0	0	0	0	3
ESE	0	0	3	1	0	0	4
SE	0	2	1	0	0	0	3
SSE	0	2	1	0	0	0	3
S	0	0	2	0	0	0	2
SSW	0	3	2	0	0	0	5
SW	0	5	0	0	0	0	5
WSW	1	3	0	0	0	0	4
W	0	0	0	0	0	0	0
WNW	2	2	0	0	0	0	4
NW	6	9	2	0	0	0	17
NNW	4	8	0	0	0	0	12
Variable	0	0	0	0	0	0	0
Total	13	44	16	1	0	0	74

Hours of calm in this stability class: 0
 Hours of missing wind measurements in this stability class: 0
 Hours of missing stability measurements in all stability classes: 8

Three Mile Island Alpha
 Period of Record: **July - September 2016**
 Stability Class - **Slightly Unstable** - 145Ft-31Ft Delta-T (F)
 Winds Measured at 98 Feet
 Wind Speed (in mph)

<u>Wind Direction</u>	<u>1 - 3</u>	<u>4 - 7</u>	<u>8 - 12</u>	<u>13 - 18</u>	<u>19 - 24</u>	<u>> 24</u>	<u>Total</u>
N	0	1	0	0	0	0	1
NNE	0	3	0	0	0	0	3
NE	0	0	1	0	0	0	1
ENE	0	5	2	0	0	0	7
E	0	0	0	0	0	0	0
ESE	0	0	2	1	0	0	3
SE	0	4	1	0	0	0	5
SSE	0	3	0	0	0	0	3
S	0	3	4	0	0	0	7
SSW	0	3	5	0	0	0	8
SW	0	5	2	0	0	0	7
WSW	0	2	1	0	0	0	3
W	3	1	0	0	0	0	4
WNW	1	3	0	0	0	0	4
NW	4	8	3	1	0	0	16
NNW	3	11	2	0	0	0	16
Variable	0	0	0	0	0	0	0
Total	11	52	23	2	0	0	88

Hours of calm in this stability class: 0
 Hours of missing wind measurements in this stability class: 0
 Hours of missing stability measurements in all stability classes: 8

Three Mile Island Alpha
 Period of Record: **July - September 2016**
 Stability Class - **Neutral** - 145Ft-31Ft Delta-T (F)
 Winds Measured at 98 Feet
 Wind Speed (in mph)

<u>Wind Direction</u>	<u>1 - 3</u>	<u>4 - 7</u>	<u>8 - 12</u>	<u>13 - 18</u>	<u>19 - 24</u>	<u>> 24</u>	<u>Total</u>
N	11	25	7	0	0	0	43
NNE	7	13	2	0	0	0	22
NE	6	18	4	0	0	0	28
ENE	8	10	5	0	0	0	23
E	10	25	22	14	0	0	71
ESE	12	27	10	1	0	0	50
SE	5	14	6	0	0	0	25
SSE	5	32	3	0	0	0	40
S	8	56	33	1	0	0	98
SSW	7	60	25	0	0	0	92
SW	9	40	12	0	0	0	61
WSW	10	24	29	4	0	0	67
W	12	32	11	0	0	0	55
WNW	15	25	13	2	0	0	55
NW	18	26	65	16	0	0	125
NNW	21	33	22	13	0	0	89
Variable	0	0	0	0	0	0	0
Total	164	460	269	51	0	0	944

Hours of calm in this stability class: 0
 Hours of missing wind measurements in this stability class: 0
 Hours of missing stability measurements in all stability classes: 8

2016 Annual Radioactive Effluent Release Report for TMI
Attachment 6 - Page 12 of 17

Three Mile Island Alpha
 Period of Record: **July - September 2016**
 Stability Class - **Slightly Stable** - 145Ft-31Ft Delta-T (F)
 Winds Measured at 98 Feet
 Wind Speed (in mph)

<u>Wind Direction</u>	<u>1 - 3</u>	<u>4 - 7</u>	<u>8 - 12</u>	<u>13 - 18</u>	<u>19 - 24</u>	<u>> 24</u>	<u>Total</u>
N	14	39	6	1	0	0	60
NNE	11	29	0	0	0	0	40
NE	17	20	1	0	0	0	38
ENE	23	10	3	0	0	0	36
E	22	19	2	0	0	0	43
ESE	23	11	0	0	0	0	34
SE	18	5	0	0	0	0	23
SSE	11	14	0	0	0	0	25
S	9	18	5	0	0	0	32
SSW	14	24	1	0	0	0	39
SW	10	49	6	0	0	0	65
WSW	27	29	3	0	0	0	59
W	13	29	1	0	0	0	43
WNW	15	22	5	0	0	0	42
NW	4	18	8	1	0	0	31
NNW	8	29	6	1	0	0	44
Variable	0	0	0	0	0	0	0
Total	239	365	47	3	0	0	654

Hours of calm in this stability class: 0
 Hours of missing wind measurements in this stability class: 0
 Hours of missing stability measurements in all stability classes: 8

Three Mile Island Alpha
 Period of Record: **July - September 2016**
 Stability Class - **Moderately Stable** - 145Ft-31Ft Delta-T (F)
 Winds Measured at 98 Feet
 Wind Speed (in mph)

<u>Wind Direction</u>	<u>1 - 3</u>	<u>4 - 7</u>	<u>8 - 12</u>	<u>13 - 18</u>	<u>19 - 24</u>	<u>> 24</u>	<u>Total</u>
N	9	6	0	0	0	0	15
NNE	3	3	0	0	0	0	6
NE	6	4	0	0	0	0	10
ENE	6	4	0	0	0	0	10
E	21	13	0	0	0	0	34
ESE	29	1	0	0	0	0	30
SE	14	2	0	0	0	0	16
SSE	4	3	0	0	0	0	7
S	8	0	0	0	0	0	8
SSW	11	0	0	0	0	0	11
SW	18	1	0	0	0	0	19
WSW	15	2	0	0	0	0	17
W	17	1	0	0	0	0	18
WNW	15	0	0	0	0	0	15
NW	19	3	0	0	0	0	22
NNW	20	14	3	0	0	0	37
Variable	0	0	0	0	0	0	0
Total	215	57	3	0	0	0	275

Hours of calm in this stability class: 7
 Hours of missing wind measurements in this stability class: 0
 Hours of missing stability measurements in all stability classes: 8

Three Mile Island Alpha
 Period of Record: **July - September 2016**
 Stability Class - **Extremely Stable** - 145Ft-31Ft Delta-T (F)
 Winds Measured at 98 Feet
 Wind Speed (in mph)

<u>Wind Direction</u>	<u>1 - 3</u>	<u>4 - 7</u>	<u>8 - 12</u>	<u>13 - 18</u>	<u>19 - 24</u>	<u>> 24</u>	<u>Total</u>
N	2	1	0	0	0	0	3
NNE	0	0	0	0	0	0	0
NE	1	1	0	0	0	0	2
ENE	2	2	0	0	0	0	4
E	4	3	0	0	0	0	7
ESE	11	2	0	0	0	0	13
SE	4	0	0	0	0	0	4
SSE	1	0	0	0	0	0	1
S	1	0	0	0	0	0	1
SSW	1	0	0	0	0	0	1
SW	2	0	0	0	0	0	2
WSW	3	0	0	0	0	0	3
W	2	0	0	0	0	0	2
WNW	3	0	0	0	0	0	3
NW	4	0	0	0	0	0	4
NNW	6	1	0	0	0	0	7
Variable	0	0	0	0	0	0	0
Total	47	10	0	0	0	0	57

Hours of calm in this stability class: 0
 Hours of missing wind measurements in this stability class: 0
 Hours of missing stability measurements in all stability classes: 8

2016 Annual Radioactive Effluent Release Report for TMI
Attachment 6 - Page 14 of 17

Three Mile Island Alpha
 Period of Record: **October - December 2016**
 Stability Class - **Extremely Unstable** - 145Ft-31Ft Delta-T (F)
 Winds Measured at 98 Feet
 Wind Speed (in mph)

<u>Wind Direction</u>	<u>1 - 3</u>	<u>4 - 7</u>	<u>8 - 12</u>	<u>13 - 18</u>	<u>19 - 24</u>	<u>> 24</u>	<u>Total</u>
N	0	0	0	0	0	0	0
NNE	0	0	0	0	0	0	0
NE	0	0	0	0	0	0	0
ENE	0	0	0	0	0	0	0
E	0	0	0	0	0	0	0
ESE	0	0	0	0	0	0	0
SE	0	0	0	0	0	0	0
SSE	0	2	0	0	0	0	2
S	0	0	0	0	0	0	0
SSW	1	1	1	0	0	0	3
SW	0	1	0	0	0	0	1
WSW	0	1	0	0	0	0	1
W	0	3	0	0	0	0	3
WNW	0	4	0	0	0	0	4
NW	1	4	0	0	0	0	5
NNW	1	4	0	1	0	1	7
Variable	0	0	0	0	0	0	0
Total	3	20	1	1	0	1	26

Hours of calm in this stability class: 0
 Hours of missing wind measurements in this stability class: 0
 Hours of missing stability measurements in all stability classes: 109

Three Mile Island Alpha
 Period of Record: **October - December 2016**
 Stability Class - **Moderately Unstable** - 145Ft-31Ft Delta-T (F)
 Winds Measured at 98 Feet
 Wind Speed (in mph)

<u>Wind Direction</u>	<u>1 - 3</u>	<u>4 - 7</u>	<u>8 - 12</u>	<u>13 - 18</u>	<u>19 - 24</u>	<u>> 24</u>	<u>Total</u>
N	0	0	0	0	0	0	0
NNE	0	1	0	0	0	0	1
NE	0	0	0	0	0	0	0
ENE	0	0	0	0	0	0	0
E	0	2	0	0	0	0	2
ESE	0	1	1	0	0	0	2
SE	0	0	0	0	0	0	0
SSE	0	1	0	0	0	0	1
S	0	1	1	0	0	0	2
SSW	0	2	0	0	0	0	2
SW	0	0	0	0	0	0	0
WSW	0	0	0	0	0	0	0
W	0	0	0	0	0	0	0
WNW	1	1	0	0	0	0	2
NW	0	1	1	0	0	0	2
NNW	0	0	0	3	0	0	3
Variable	0	0	0	0	0	0	0
Total	1	10	3	3	0	0	17

Hours of calm in this stability class: 0
 Hours of missing wind measurements in this stability class: 0
 Hours of missing stability measurements in all stability classes: 109

2016 Annual Radioactive Effluent Release Report for TMI
Attachment 6 - Page 15 of 17

Three Mile Island Alpha
 Period of Record: **October - December 2016**
 Stability Class - **Slightly Unstable** - 145Ft-31Ft Delta-T (F)
 Winds Measured at 98 Feet
 Wind Speed (in mph)

<u>Wind Direction</u>	<u>1 - 3</u>	<u>4 - 7</u>	<u>8 - 12</u>	<u>13 - 18</u>	<u>19 - 24</u>	<u>> 24</u>	<u>Total</u>
N	0	1	0	0	0	0	1
NNE	0	0	0	0	0	0	0
NE	0	1	0	0	0	0	1
ENE	0	0	0	0	0	0	0
E	0	1	0	0	0	0	1
ESE	0	1	4	0	0	0	5
SE	0	0	1	0	0	0	1
SSE	0	1	0	0	0	0	1
S	0	2	1	0	0	0	3
SSW	0	5	0	0	0	0	5
SW	1	0	1	0	0	0	2
WSW	1	1	0	0	0	0	2
W	1	0	0	0	0	0	1
WNW	0	1	0	0	2	0	3
NW	0	1	2	0	0	0	3
NNW	0	3	1	2	2	0	8
Variable	0	0	0	0	0	0	0
Total	3	18	10	2	4	0	37

Hours of calm in this stability class: 0
 Hours of missing wind measurements in this stability class: 0
 Hours of missing stability measurements in all stability classes: 109

Three Mile Island Alpha
 Period of Record: **October - December 2016**
 Stability Class - **Neutral** - 145Ft-31Ft Delta-T (F)
 Winds Measured at 98 Feet
 Wind Speed (in mph)

<u>Wind Direction</u>	<u>1 - 3</u>	<u>4 - 7</u>	<u>8 - 12</u>	<u>13 - 18</u>	<u>19 - 24</u>	<u>> 24</u>	<u>Total</u>
N	8	9	2	11	4	0	34
NNE	7	5	0	0	0	0	12
NE	5	12	0	0	0	0	17
ENE	5	14	0	0	0	0	19
E	7	17	13	0	0	0	37
ESE	5	13	9	1	0	0	28
SE	7	17	5	0	0	0	29
SSE	3	19	4	0	0	0	26
S	1	19	12	0	0	0	32
SSW	3	14	4	3	0	0	24
SW	5	3	3	1	0	0	12
WSW	6	9	12	4	0	0	31
W	5	15	69	23	7	0	119
WNW	3	20	44	73	37	5	182
NW	7	10	57	35	14	1	124
NNW	10	27	21	25	16	4	103
Variable	0	0	0	0	0	0	0
Total	87	223	255	176	78	10	829

Hours of calm in this stability class: 0
 Hours of missing wind measurements in this stability class: 0
 Hours of missing stability measurements in all stability classes: 109

2016 Annual Radioactive Effluent Release Report for TMI
Attachment 6 - Page 16 of 17

Three Mile Island Alpha
 Period of Record: **October - December 2016**
 Stability Class - **Slightly Stable** - 145Ft-31Ft Delta-T (F)
 Winds Measured at 98 Feet
 Wind Speed (in mph)

<u>Wind Direction</u>	<u>1 - 3</u>	<u>4 - 7</u>	<u>8 - 12</u>	<u>13 - 18</u>	<u>19 - 24</u>	<u>> 24</u>	<u>Total</u>
N	18	16	8	7	0	0	49
NNE	12	6	0	0	0	0	18
NE	15	9	1	0	0	0	25
ENE	12	15	0	0	0	0	27
E	8	11	3	0	0	0	22
ESE	11	15	5	0	0	0	31
SE	14	4	5	0	0	0	23
SSE	7	8	0	0	0	0	15
S	11	14	5	1	0	0	31
SSW	8	15	11	3	0	0	37
SW	13	12	8	2	0	0	35
WSW	12	22	5	0	0	0	39
W	23	28	18	6	0	0	75
WNW	15	18	27	10	2	7	79
NW	20	23	47	14	2	0	106
NNW	19	20	21	9	5	0	74
Variable	0	0	0	0	0	0	0
Total	218	236	164	52	9	7	686

Hours of calm in this stability class: 3
 Hours of missing wind measurements in this stability class: 0
 Hours of missing stability measurements in all stability classes: 109

Three Mile Island Alpha
 Period of Record: **October - December 2016**
 Stability Class - **Moderately Stable** - 145Ft-31Ft Delta-T (F)
 Winds Measured at 98 Feet
 Wind Speed (in mph)

<u>Wind Direction</u>	<u>1 - 3</u>	<u>4 - 7</u>	<u>8 - 12</u>	<u>13 - 18</u>	<u>19 - 24</u>	<u>> 24</u>	<u>Total</u>
N	10	2	0	0	0	0	12
NNE	4	1	0	0	0	0	5
NE	9	1	0	0	0	0	10
ENE	9	3	0	0	0	0	12
E	12	3	0	0	0	0	15
ESE	13	4	0	0	0	0	17
SE	6	0	0	0	0	0	6
SSE	6	2	0	0	0	0	8
S	13	3	1	1	0	0	18
SSW	12	5	0	0	0	0	17
SW	25	4	0	0	0	0	29
WSW	15	10	2	0	0	0	27
W	28	12	2	0	0	0	42
WNW	15	2	0	0	0	0	17
NW	15	11	2	0	1	0	29
NNW	23	9	1	0	0	0	33
Variable	0	0	0	0	0	0	0
Total	215	72	8	1	1	0	297

Hours of calm in this stability class: 10
 Hours of missing wind measurements in this stability class: 0
 Hours of missing stability measurements in all stability classes: 109

2016 Annual Radioactive Effluent Release Report for TMI
Attachment 6 - Page 17 of 17

Three Mile Island Alpha
 Period of Record: **October - December 2016**
 Stability Class - **Extremely Stable** - 145Ft-31Ft Delta-T (F)
 Winds Measured at 98 Feet
 Wind Speed (in mph)

<u>Wind Direction</u>	<u>1 - 3</u>	<u>4 - 7</u>	<u>8 - 12</u>	<u>13 - 18</u>	<u>19 - 24</u>	<u>> 24</u>	<u>Total</u>
N	7	1	0	0	0	0	8
NNE	2	0	0	0	0	0	2
NE	2	1	0	0	0	0	3
ENE	3	1	0	0	0	0	4
E	6	2	0	0	0	0	8
ESE	11	1	0	0	0	0	12
SE	5	0	0	0	0	0	5
SSE	5	1	0	0	0	0	6
S	10	3	0	0	0	0	13
SSW	17	8	0	0	0	0	25
SW	20	4	0	0	0	0	24
WSW	14	11	0	0	0	0	25
W	15	6	0	0	0	0	21
WNW	6	3	0	0	0	0	9
NW	8	4	1	0	0	0	13
NNW	7	3	0	0	0	0	10
Variable	0	0	0	0	0	0	0
Total	138	49	1	0	0	0	188

Hours of calm in this stability class: 6
 Hours of missing wind measurements in this stability class: 0
 Hours of missing stability measurements in all stability classes: 109

Assessment of Radiation Doses Due to Radioactive Liquid and Gaseous Effluents Released from TMI During

TMI-1

The attached table presents the maximum hypothetical doses to an individual and the general population resulting from TMI-1 releases of gaseous and liquid effluents. Provided below is a brief explanation of the table.

A. Liquid (Individual)

Calculations were performed on the four age groups and seven organs recommended in Regulatory Guide 1.109. The pathways considered for TMI-1 were the consumption of drinking water and fish. These two pathways are considered to be the primary recreational activities associated with the Susquehanna River in the vicinity of TMI. The "critical receptor" or Receptor 1 was that individual who 1) consumed Susquehanna River water from the nearest downstream drinking water supplier (Wrightsville Water Supply) and 2) consumed fish residing in the vicinity of the TMI-1 liquid discharge.

For the calculated maximum whole body (or total body) dose from TMI-1 liquid effluents was $2.48E-2$ mrem to an adult (line 1). The maximum organ dose was $2.90E-2$ mrem to the liver of an adult (line 2).

B. Gaseous (Individual)

There were five major pathways considered in the dose calculations for TMI-1 gaseous effluents. These were: (1) plume exposure (2) inhalation, consumption of; (3) cow milk, (4) vegetables and fruits and (5) meat.

Lines 3 and 4 present the maximum plume exposure at or beyond the site boundary. The notation of "air dose" is interpreted to mean that these doses are not to an individual, but is considered to be the maximum doses that would have occurred at or beyond the site boundary. The calculated maximum plume exposures were $5.71E-4$ mrad and $1.28E-3$ mrad for gamma and beta, respectively.

The maximum organ dose due to the release of iodines, particulates and tritium from TMI-1 in was $3.91E-1$ mrem to the bone of a child. This dose again reflects the maximum exposed organ for the appropriate age group (line 5).

For , TMI-1 liquid and gaseous effluents resulted in maximum hypothetical doses that were a small fraction of the quarterly and yearly ODCM dose limits.

TMI-1 SUMMARY OF MAXIMUM INDIVIDUAL DOSES FOR TMI-1 FROM January 1, 2016 through December 31, 2016							
Effluent	Applicable Organ	Estimated Dose (mrem)	Age Group	% of ODCM Dose Limit		ODCM Dose Limit (mrem)	
				Quarter	Annual	Quarter	Annual
(1) Liquid	Total Body	2.48E-2	Adult	1.65E0	8.27E-1	1.5	3
(2) Liquid	Liver	2.90E-2	Adult	5.80E-1	2.90E-1	5	10
(3) Noble Gas	Air Dose (gamma-mrad)	5.71E-4	-	1.14E-2	5.71E-3	5	10
(4) Noble Gas	Air Dose (beta-mrad)	1.28E-3	-	1.28E-2	6.40E-3	10	20
(5) Iodine, Tritium & Particulates	Bone	3.91E-1	Child	5.21E0	2.61E0	7.5	15

TMI-2

The attached table presents the maximum hypothetical doses to an individual and the general population resulting from TMI-2 releases of gaseous and liquid effluents. Provided below is a brief explanation of the table.

A. Liquid (Individual)

Calculations were performed on the four age groups and seven organs recommended in Regulatory Guide 1.109. The pathways considered for TMI-2 were the consumption of drinking water and fish. These two pathways are considered to be the primary recreational activities associated with the Susquehanna River in the vicinity of TMI. The "critical receptor" or Receptor 1 was that individual who 1) consumed Susquehanna River water from the nearest downstream drinking water supplier (Wrightsville Water Supply) and 2) consumed fish residing in the vicinity of the TMI-2 liquid discharge.

For the calculated maximum whole body (or total body) dose from TMI-2 liquid effluents was $3.20\text{E-}4$ mrem to an adult (line 1). The maximum organ dose was $5.09\text{E-}4$ mrem to the liver of a teen (line 2).

B. Gaseous (Individual)

There were five major pathways considered in the dose calculations for TMI-2 gaseous effluents. These were: (1) plume exposure (2) inhalation, consumption of; (3) cow milk, (4) vegetables and fruits and (5) meat.

Since there were no noble gases released from TMI-2 during , the gamma and beta air doses (lines 3 and 4, respectively) were zero.

The maximum organ dose due to the release of particulates and tritium from TMI-2 in was $1.58\text{E-}4$ mrem to the liver, total body, thyroid, kidney, lung, and GI tract of a child (line 5).

For , TMI-2 liquid and gaseous effluents resulted in maximum hypothetical doses that were a small fraction of the quarterly and yearly ODCM dose limits.

TMI-2 SUMMARY OF MAXIMUM INDIVIDUAL DOSES FOR TMI-2 FROM January 1, through December 31, 2016							
Effluent	Applicable Organ	Estimated Dose (mrem)	Age Group	% of ODCM Dose Limit		ODCM Dose Limit (mrem)	
				Quarter	Annual	Quarter	Annual
(1) Liquid	Total Body	3.20E-4	Adult	2.13E-2	1.07E-2	1.5	3
(2) Liquid	Liver	5.09E-4	Teen	1.02E-2	5.09E-3	5	10
(3) Noble Gas	Air Dose (gamma-mrad)	0	-	0	0	5	10
(4) Noble Gas	Air Dose (beta-mrad)	0	-	0	0	10	20
(5) Tritium & Particulate	Liver, Total Body, Thyroid, Kidney, Lung & GI Tract	1.58E-4	Child	2.11E-3	1.05E-3	7.5	15

Assessment of Radiation Doses from Liquid and Gaseous Effluents Releases to Members of the Public within the TMI Site Boundaries During 2016

The Offsite Dose Calculation Manual requires an assessment of the radiation doses from radioactive liquid and gaseous effluents to members of the public due to their activities inside the site boundary during the reporting period. The estimated dose to a member of the public at or within the TMI Site Boundary was 0.79 mrem for 2016.

The following are the assumptions made in this assessment:

Access to the TMI Owner Controlled Area is limited to only those persons who have business related activities that support the operation of the facility. Therefore, based on the definition of a 'member of the public' in NUREG-1301, there is no credible scenario for this individual to receive non-occupational dose inside the TMI Owner Controlled Area. The scenario selected will be recreational use of the Susquehanna River and shoreline next to the Owner Controlled Area fence. Based on the two definitions of Site Boundary in the ODCM, this scenario is AT the Site Boundary for liquid releases but INSIDE the Site Boundary for gaseous releases.

A member of the public stays next to the owner controlled area for 67 hours. The 67 hours is based upon Reg. Guide 1.109 shoreline recreation period given in Table E-5. This is a table of recommended values to be used for the maximum exposed individual in lieu of site-specific data. Three Mile Island is co-located with other islands in the Lake Frederick area of the Susquehanna River. This area is used recreationally for boating and fishing over the summer months. The application of the 67 hours of recreational use from Reg. Guide 1.109 is appropriate.

The highest dose from liquid releases is characterized by release L20160107-010-B. This release was from the Industrial Waste Filter Sump. The total body dose from release L20160107-010-B was 1.52E-3 mrem.

The highest dose from a single airborne release is characterized by release G20160802-070-C. This release was from TMI's Auxiliary and Fuel Handling Buildings ventilation system. The release contained airborne tritium from spent fuel pool evaporation. This release occurred over 179 hours. The entire dose from this release will be applied to the 67 hour recreational use period. The application of the total dose from this release to 67 hours is conservative. The maximum individual dose from release G20160802-070-C was 1.01E-2 mrem to the bone of a child.

The highest fenceline direct radiation result (assumed to be equal to dose) will be added to the dose from the highest liquid and gaseous releases to yield the hypothetical maximum dose to a member of the public within the site boundaries.

The highest fenceline direct radiation result for 2016 was from Station H1-1 and was 25.5 mrem per quarter. The net direct radiation dose, obtained by subtracting the results from a control station dosimeter from the indicator results, was not used. This again is conservative.

Calculations:

$$25.5 \text{ mrem/qtr} * 1/91.5 \text{ d/qtr} * 1/24 \text{ hr/day} * 67 \text{ hr} = 0.78 \text{ mrem}$$

The dose from liquid release L20160107-010-B was 0.00152 mrem.

The dose from gas release G20160802-070-C was 0.0101 mrem.

Total Dose Calculation

$$0.78 \text{ mrem} + 0.00152 \text{ mrem} + 0.0101 \text{ mrem} = 0.79 \text{ mrem}$$

Assessment of Radiation Dose to Most Likely Exposed Real Individual per 40 CFR 190

Dose calculations were performed to demonstrate compliance with 40 CFR 190 (ODCM Part IV Section 2.10). Gaseous and liquid effluents released from TMI-1 and TMI-2 in 2016 resulted in maximum individual doses (regardless of age group) of 0.12 mrem to the thyroid and 0.42 mrem to any other organ including the whole (total) body. The direct radiation component was determined using the highest quarterly fence-line exposure rate as measured by an environmental dosimeter, and subtracting from it, the lowest quarterly environmental dosimeter exposure rate.

Based on the maximum exposure rate of 25.5 mR/quarter, a person residing at the fence-line for 67 hours (shoreline exposure from Reg. Guide 1.109) received an exposure of 0.78 mR. Based on the lowest exposure rate of 18.6 mR/quarter and converting it by the same method yielded a background exposure of 0.57 mR. Therefore, the net exposure from direct radiation from TMINS was 0.21 mR. Combining the direct radiation exposure (assumed to be equal to dose) with the maximum organ doses from liquid and gaseous releases, the maximum potential (total) doses were 0.33 mrem to the thyroid and 0.63 mrem to any other organ. Both doses were well below the limits specified in 40 CFR 190.

Deviations from the ODCM Sampling and Analysis Regime During 2016

In April 2016, the Chemical Cleaning Building radiation monitor was removed from service for maintenance. Issues encountered caused delays. With the radiation monitor out of service, compensatory monitoring was only partially initiated. Backup continuous monitoring for iodines and particulates was initiated, but compensatory 12 hour gas samples were not initiated. Upon discovery water movements within the facility were secured. Issue Report 2663055 evaluates this event and describes the corrective actions taken.

In October 2016, during monthly functional testing of the ESF ventilation system the monthly gas and tritium samples were unable to be obtained due to an equipment issue with the sample flow rotometer. The system was secured terminating the release. Issue Report 2725922 describes this event.

Major Changes to Radioactive Waste Treatment Systems

The following information is for inclusion in the TMI-1/2 Radiological Effluents Report pursuant to Tech Spec Amendment 284.

UFSAR Section 11.2.6 requires reporting of Major changes to Radioactive Waste Treatment Systems. Major changes are interpreted to mean changes that would alter how the system functions or changes that would affect operational exposures, offsite dose rates or integrated doses. There were no major changes to the liquid, gaseous, or solid radioactive waste treatment systems at TMI-1 during the year of 2016.

Errata Reporting For Previous Annual Radiological Effluent Release Reports

Due to an incorrect assumption about the linearity of a radiological monitoring sample panel flowmeter for tritium, the wrong volumes were used to calculate tritium release concentrations for the ESF ventilation system release pathway, Issue Report 2731012 describes this issue and the corrective actions taken. See attached revised Table 1B for 2014 and 2015 with the corrections in bold.

ATTACHMENT 1 PAGE 4 OF 17
TABLE 1B (CONTINUED)
EFFLUENT AND WASTE DISPOSAL ANNUAL REPORT 2014
GASEOUS EFFLUENTS - GROUND-LEVEL RELEASES - CONTINUOUS MODE
TMI-1

Fission And Activation Gasses	Units	Quarter 1	Quarter 2	Quarter 3	Quarter 4
Ar-41	Ci	<LLD	<LLD	<LLD	<LLD
Kr-85	Ci	<LLD	<LLD	<LLD	<LLD
Kr-85m	Ci	<LLD	<LLD	<LLD	<LLD
Kr-87	Ci	<LLD	<LLD	<LLD	<LLD
Kr-88	Ci	<LLD	<LLD	<LLD	<LLD
Xe-133	Ci	<LLD	<LLD	<LLD	<LLD
Xe-133m	Ci	<LLD	<LLD	<LLD	<LLD
Xe-135	Ci	<LLD	<LLD	<LLD	<LLD
Xe-138	Ci	<LLD	<LLD	<LLD	<LLD
Total	Ci	N/A	N/A	N/A	N/A

Radioiodines	Units	Quarter 1	Quarter 2	Quarter 3	Quarter 4
I-131	Ci	<LLD	<LLD	<LLD	<LLD
I-132	Ci	<LLD	<LLD	<LLD	<LLD
I-133	Ci	<LLD	<LLD	<LLD	<LLD
Total	Ci	N/A	N/A	N/A	N/A

Particulates	Units	Quarter 1	Quarter 2	Quarter 3	Quarter 4
Cr-51	Ci	<LLD	<LLD	<LLD	<LLD
Mn-54	Ci	<LLD	<LLD	<LLD	<LLD
Fe-55	Ci	<LLD	<LLD	<LLD	<LLD
Co-57	Ci	<LLD	<LLD	<LLD	<LLD
Co-58	Ci	<LLD	<LLD	<LLD	<LLD
Fe-59	Ci	<LLD	<LLD	<LLD	<LLD
Co-60	Ci	<LLD	<LLD	<LLD	<LLD
Ni-63	Ci	<LLD	<LLD	<LLD	<LLD
Sr-89	Ci	<LLD	<LLD	<LLD	<LLD
Sr-90	Ci	<LLD	<LLD	<LLD	<LLD
Nb-95	Ci	<LLD	<LLD	<LLD	<LLD
Zr-95	Ci	<LLD	<LLD	<LLD	<LLD
Mo-99	Ci	<LLD	<LLD	<LLD	<LLD
Ag-110m	Ci	<LLD	<LLD	<LLD	<LLD
Cs-134	Ci	<LLD	<LLD	<LLD	<LLD
Cs-137	Ci	<LLD	<LLD	<LLD	<LLD
Ba-140	Ci	<LLD	<LLD	<LLD	<LLD
La-140	Ci	<LLD	<LLD	<LLD	<LLD
Ce-141	Ci	<LLD	<LLD	<LLD	<LLD
Ce-144	Ci	<LLD	<LLD	<LLD	<LLD
Total	Ci	N/A	N/A	N/A	N/A

Tritium	Units	Quarter 1	Quarter 2	Quarter 3	Quarter 4
H3	Ci	<LLD	9.22E-01	6.55E-01	3.35E-02

Carbon 14	Units	Quarter 1	Quarter 2	Quarter 3	Quarter 4
C-14	Ci	0.00E+00	0.00E+00	0.00E+00	0.00E+00

Note: Table 3 contains a listing of TMI ODCM Lower Limit of Detection (LLD).

ATTACHMENT 1 PAGE 4 OF 17
TABLE 1B (CONTINUED)
EFFLUENT AND WASTE DISPOSAL ANNUAL REPORT 2015
GASEOUS EFFLUENTS - GROUND-LEVEL RELEASES - CONTINUOUS MODE
TMI-1

Fission And Activation Gasses	Units	Quarter 1	Quarter 2	Quarter 3	Quarter 4
Ar-41	Ci	<LLD	<LLD	<LLD	<LLD
Kr-85	Ci	<LLD	<LLD	<LLD	<LLD
Kr-85m	Ci	<LLD	<LLD	<LLD	<LLD
Kr-87	Ci	<LLD	<LLD	<LLD	<LLD
Kr-88	Ci	<LLD	<LLD	<LLD	<LLD
Xe-133	Ci	<LLD	<LLD	<LLD	<LLD
Xe-133m	Ci	<LLD	<LLD	<LLD	<LLD
Xe-135	Ci	<LLD	<LLD	<LLD	<LLD
Xe-138	Ci	<LLD	<LLD	<LLD	<LLD
Total	Ci	N/A	N/A	N/A	N/A

Radioiodines	Units	Quarter 1	Quarter 2	Quarter 3	Quarter 4
I-131	Ci	<LLD	<LLD	<LLD	<LLD
I-132	Ci	<LLD	<LLD	<LLD	<LLD
I-133	Ci	<LLD	<LLD	<LLD	<LLD
Total	Ci	N/A	N/A	N/A	N/A

Particulates	Units	Quarter 1	Quarter 2	Quarter 3	Quarter 4
Cr-51	Ci	<LLD	<LLD	<LLD	<LLD
Mn-54	Ci	<LLD	<LLD	<LLD	<LLD
Fe-55	Ci	<LLD	<LLD	<LLD	<LLD
Co-57	Ci	<LLD	<LLD	<LLD	<LLD
Co-58	Ci	<LLD	<LLD	<LLD	<LLD
Fe-59	Ci	<LLD	<LLD	<LLD	<LLD
Co-60	Ci	<LLD	<LLD	<LLD	<LLD
Ni-63	Ci	<LLD	<LLD	<LLD	<LLD
Sr-89	Ci	<LLD	<LLD	<LLD	<LLD
Sr-90	Ci	<LLD	<LLD	<LLD	<LLD
Nb-95	Ci	<LLD	<LLD	<LLD	<LLD
Zr-95	Ci	<LLD	<LLD	<LLD	<LLD
Mo-99	Ci	<LLD	<LLD	<LLD	<LLD
Ag-110m	Ci	<LLD	<LLD	<LLD	<LLD
Cs-134	Ci	<LLD	<LLD	<LLD	<LLD
Cs-137	Ci	<LLD	<LLD	<LLD	<LLD
Ba-140	Ci	<LLD	<LLD	<LLD	<LLD
La-140	Ci	<LLD	<LLD	<LLD	<LLD
Ce-141	Ci	<LLD	<LLD	<LLD	<LLD
Ce-144	Ci	<LLD	<LLD	<LLD	<LLD
Total	Ci	N/A	N/A	N/A	N/A

Tritium	Units	Quarter 1	Quarter 2	Quarter 3	Quarter 4
H3	Ci	2.76E-02	2.22E-01	1.82E+00	6.65E-01

Carbon 14	Units	Quarter 1	Quarter 2	Quarter 3	Quarter 4
C-14	Ci	0.00E+00	0.00E+00	0.00E+00	0.00E+00

Note: Table 3 contains a listing of TMI ODCM Lower Limit of Detection (LLD).

**ODCM Change for TMI
Offsite Dose Calculation Manual, Revision 4
CY-TM-170-300**

(Revision 4 approved in 2016 and issued on January 17, 2017)

10/5

See AD-AA-101 for the procedural requirements associated with this Form.
Desktop Instruction available on Intranet or through AD functional area. Facility: TMI

Document Number: CY-TM-170-300 Revision: 4

Title: Offsite Dose Calculation Manual (ODCM)

Superseded Documents: N/A or List:

If superseding document(s) containing commitments, then PROCESS commitment change per LS-AA-110.

Environmental Review Applicability - Is an Environmental Review applicable per EN-AA-103? No or Yes
If Yes, then attach Environmental Review documentation required per EN-AA-103.

Is this a Fleet Standard Document being processed with form AD-AA-101-F-09? No or Yes If yes, then attach the completed form AD-AA-101-F-09, skip the following section, and go to Continuation A.

Batch - Are multiple document creations/revisions/cancelations being issued to add/revise/cancel them for similar requirements? No or Yes If Yes, then identify the highest level Document and Issue Type below.

Check only one Document Type: Level 1 - Continuous Use Procedure <input type="checkbox"/> Level 2 - Reference Use Procedure <input type="checkbox"/> Level 3 - Information Use Procedure <input checked="" type="checkbox"/> T&RM <input type="checkbox"/> Form <input type="checkbox"/> Other <input type="checkbox"/>	Check only one Issue Type: New <input type="checkbox"/> Revision <input checked="" type="checkbox"/> Cancel/Supersede Document <input type="checkbox"/> Cancel Revision <input type="checkbox"/> Non-Permanent <input type="checkbox"/> Cancel Non-Permanent <input type="checkbox"/> Editorial Revision <input type="checkbox"/>	Incorporated Site Items (EC, AR, PCR, etc): IR 2571106-07, IR 2477360-03 IR 2663055-09, IR 1488135-15 ECR 14-00245, Tech Spec Amendment 284
--	---	--

Revision Summary: See attached Summary Matrix
(Attach additional description if required)

CONFIRM that no commitments (i.e., those steps annotated with CM-X) have been changed or deleted unless evaluated via completion of LS-AA-110 commitment change/deletion form and INITIAL [Preparer]: LKW *LKW*

Preparer L.K.Weber 7/14/16 8947
Print Date Extension

Validation - Is validation required per AD-AA-101? No or Yes
If Yes, then attach completed AD-AA-101-F-03.

Consequence Risk Factors - Is a Risk Assessment required per HU-AA-1212 applicability (e.g. design changes, equipment operating procedures)? No or Yes
If High or Medium Risk Factors exist, the procedure validation is required per AD-AA-101-F-03

NOS Review - Excluding NDE, ISI, Peer Inspection or Independent Verification, is this document used to perform independent inspection for acceptance (including field installation inspections, fabrication inspections, receipt inspections, new fuel inspection, etc.), or for certification of Inspection personnel? No or Yes
If Yes, then NOS Reviewer to print name & sign for acceptance:

Continuation A - Is this a T&RM, Form, or Editorial Revision? No or Yes If yes, then skip the following section and go Continuation B.

Impact on Operating and Design Margins - N/A or explain: _____
(Attach additional description if required)

Tracking Number: _____

No Yes 10CFR50.59 Applicable?
 No Yes 10CFR72.48 Applicable?
 No Yes Other Regulatory Process Applicable? Other Regulatory Process Number: CY-AA-170-3100

No Yes Potential security impact per SY-AA-500-127? If Yes, then Security Reviewer acceptance documented by cross discipline review below
 No Yes Surveillance Coordinator Review Required? If Yes, then Surveillance Coordinator/Predefine Reviewer acceptance documented by cross discipline review below

Cross Discipline Reviews: (list below)

<i>Gregory H. Haenow</i> Print	<i>[Signature]</i> Signature	8-23-2016 Date	GPU Cog. Officer Discipline or Org.
_____ Print	_____ Signature	_____ Date	_____ Discipline or Org.

SQR Approval indicates that all required Cross-Disciplinary reviews have been performed and the reviewers have signed this form. This procedure is technically and functionally accurate for all functional areas. (See AD-AA-102)

SQR Approval: R. Freeman *[Signature]* 8-24-2016 *Chen*
Print and Sign Date Discipline

Continuation B - Is this a T&RM, or Form? No or Yes If yes, then skip the following section and go Continuation C.

PORC Required: <input type="checkbox"/> No <input checked="" type="checkbox"/> Yes	If yes, then enter PORC Number (after PORC Approved): <u>PORC 2016-09</u>
<u>THOMAS P. HAFF</u> Plant Manager Print and Sign (when-required by procedure)	<u>9/26/16</u> Date

Continuation C - Is this an Editorial Revision? No or Yes If yes, then skip the following section and go to Continuation D.

Applicable Site Contact/Site Change Agents (SME): <u>L. Weber</u>			
- Responsible for Change Management information in <input checked="" type="checkbox"/> this form or <input type="checkbox"/> HU-AA-1101 Checklist (attached)			
- Responsible to shepherd the document through site review, approval/authorization, and implementation.			
Affected Functional Area(s) or Individuals: <u>Jennine Pickett</u> Print	 Signature	<u>9/26/16</u> Date	E Plan Affected FA
Print	Signature	Date	Affected FA
Print	Signature	Date	Affected FA

Attach additional if req'd

Resources needed to Implement Change: LOE (Only list, if other than Level of Effort.)
For ongoing impacts, estimate number of Full Time Equivalents (FTE). If additional resources are needed go to HU-AA-1101.

Communication Plan: e-mail (e.g., e-mail, Site Paper, Supervisor Briefing, Voice Mail, etc.)

Training Required / Qualifications affected: No Yes If yes, list: _____
(e.g., Supervisory Briefing, Tailgate Briefing, Required Reading, Formal Training, recertification etc.)

Update to information infrastructure (e.g. PassPort, PIMS, EDMS workflows, etc.) required to support implementation (including updated forms loaded into PassPort): N/A

Controlled Document distribution (ref. RM-AA-102) or Records Retention Schedule (ref. RM-AA-101-1004) impacted: No Yes If yes, describe change and list Records Management Person contacted: _____

Continuation D - If all procedurally required activities associated with this document revision have been completed and the document is ready for implementation, then SFAM to print name, sign & date for authorization to implement. Provide implementation date or, if the Implementation Date is blank or N/A then implementation will be upon the issuance by Records Management per RM requirements. Authorization below indicates the SFAM or a designee of the SFAM has verified the document does not alter or negatively impact compliance with regulatory requirements or station commitments.

Is this a non-permanent site specific revision to a fleet standard procedure or T&RM or Form? No <input checked="" type="checkbox"/> or Yes <input type="checkbox"/> If yes, then CFAM approval must be obtained.			
Is this a site specific revision that deviates from fleet standard procedure or T&RM or Form requirements? No <input checked="" type="checkbox"/> or Yes <input type="checkbox"/> If yes, then CFAM approval must be obtained.			
CFAM Authorization when required: <u>N/A</u>	CFAM Print and Sign	Date	Interim Chg #: <u>N/A</u>
Site Authorization: <u>Tom Avery</u>	 SFAM Print and Sign	<u>8/29/16</u> Date	<u>10/5/16</u> Impl. Date
			<u>N/A</u> Exp. Date

Submitted 12/2/16
11/7/17

50.59 REVIEW COVERSHEET FORM

LS-AA-104-1001

Revision 4

Page 1 of 2

Station/Unit(s): TMI

Activity/Document Number: CY-TM-170-300 Revision Number: 4

Title: Offsite Dose Calculation Manual (ODCM)

NOTE: For 50.59 Evaluations, information on this form will provide the basis for preparing the biennial summary report submitted to the NRC in accordance with the requirements of 10 CFR 50.59(d)(2).

Description of Activity:

(Provide a brief, concise description of what the proposed activity involves.)

The ODCM methodology is being revised to incorporate new corporate standard effluent software. Tables 2.1-2 and 4.2 are being revised to add clarifying information. TMI-2 Table 2.1 is being revised to remove outdated information and use actual measured volume for AIT sump. Figure 1.2 is being updated to remove compositor that no longer exists. Typographical errors in Table 4.1 are being corrected. Sections 4.0 and 5.0 are being updated to reflect most recent 5 year annual average meteorological data. REMP tables and maps are being updated to reflect improved GPS accuracies. ECR 14-00245 and Tech Spec Amendment 284 are also being incorporated.

Reason for Activity:

(Discuss why the proposed activity is being performed.)

The new effluent software is still compliant with NUREG-0133 and RG 1.109. It now incorporates calculations for all age groups and does not use simplifying assumptions for dose factors for dose calculations. The alternate dose calculational methodology, SEEDS, is no longer used or necessary. Clarifications, correcting typos, and updating information will all improve usage of the ODCM. The annual average data is being updated periodically to the latest five year period 2010-2015. Slight shifts in the current weather patterns for wind speed and direction made it prudent to update the meteorological data tables and highest annual average values. ECR 14-00245 and Tech Spec Amendment 284 changes have been previously evaluated and are being updated.

Effect of Activity:

(Discuss how the activity impacts plant operations, design bases, or safety analyses described in the UFSAR.)

The effluent software was thoroughly validated and verified IAW IT-AA-101 DTSQA processes. The dose calculation software is used in regulatory reporting and is classified BB. All required testing was completed sat before implementation. Clarifying information and correcting typos in the tables will improve human performance. Updating Figures will have them reflect the current configuration in the plant. Updating the meteorological data will keep data current and more accurate. ECR 14-00245 and Tech Spec Amendment 284 changes have been previously evaluated and are being updated.

Summary of Conclusion for the Activity's 50.59 Review:

(Provide justification for the conclusion, including sufficient detail to recognize and understand the essential arguments leading to the conclusion. Provide more than a simple statement that a 50.59 Screening, 50.59 Evaluation, or a License Amendment Request, as applicable, is not required.)

Per Technical Specification 6.14, ODCM changes do not require pre-NRC approval, but they do require submittal with the next annual Radiological Effluents Report to the NRC, proper justification and appropriate cross-disciplinary, RTR/SQR and PORC review.

Attachments:

Attach all 50.59 Review forms completed, as appropriate.

50.59 REVIEW COVERSHEET FORM

LS-AA-104-1001

Revision 4

Page 2 of 2

Station/Unit(s): TMI

Activity/Document Number: CY-TM-170-300 Revision Number: 4

Title: Offsite Dose Calculation Manual (ODCM)

Forms Attached: (Check all that apply.)

- | | | | | |
|-------------------------------------|----------------------|----------------------|-------|------------|
| <input checked="" type="checkbox"/> | Applicability Review | | | |
| <input type="checkbox"/> | 50.59 Screening | 50.59 Screening No. | _____ | Rev. _____ |
| <input type="checkbox"/> | 50.59 Evaluation | 50.59 Evaluation No. | _____ | Rev. _____ |

See LS-AA-104, Section 5, Documentation, for record retention requirements for this and all other 50.59 forms associated with the Activity.

50.59 APPLICABILITY REVIEW FORM

LS-AA-104-1002

Revision 5

Page 1 of 2

Activity/Document Number: CY-TM-170-300 Revision Number: 4

Title: Offsite Dose Calculation Manual (ODCM)

Address the questions below for all aspects of the Activity. If the answer is yes for any portion of the Activity, apply the identified process(es) to that portion of the Activity. Note that it is not unusual to have more than one process apply to a given Activity. See Section 4 of the Resource Manual (RM) for additional guidance.

I. Does the proposed Activity involve a change:		
1. Technical Specifications or Facility Operating License (10CFR50.90)?	<input checked="" type="checkbox"/> NO <input type="checkbox"/> YES	See Section 4.2.1.1 of the RM
2. Conditions of License		
Quality Assurance program (10CFR50.54(a))?	<input checked="" type="checkbox"/> NO <input type="checkbox"/> YES	See Section 4.2.1.2 of the RM
Security Plan (10CFR50.54(p))?	<input checked="" type="checkbox"/> NO <input type="checkbox"/> YES	
Emergency Plan (10CFR50.54(q))?	<input checked="" type="checkbox"/> NO <input type="checkbox"/> YES	
3. Codes and Standards		
IST Program Plan (10CFR50.55a(f))?	<input checked="" type="checkbox"/> NO <input type="checkbox"/> YES	See Section 4.2.1.3 of the RM
ISI Program Plan (10CFR50.55a(g))?	<input checked="" type="checkbox"/> NO <input type="checkbox"/> YES	
4. ECCS Acceptance Criteria (10CFR50.46)?	<input checked="" type="checkbox"/> NO <input type="checkbox"/> YES	See Section 4.2.1.4 of the RM
5. Specific Exemptions (10CFR50.12)?	<input checked="" type="checkbox"/> NO <input type="checkbox"/> YES	See Section 4.2.1.5 of the RM
6. Radiation Protection Program (10CFR20)?	<input checked="" type="checkbox"/> NO <input type="checkbox"/> YES	See Section 4.2.1.6 of the RM
7. Fire Protection Program (applicable UFSAR or operating license condition)?	<input checked="" type="checkbox"/> NO <input type="checkbox"/> YES	See Section 4.2.1.7 of the RM
8. Programs controlled by the Operating License or the Technical Specifications (such as the ODCM).	<input type="checkbox"/> NO <input checked="" type="checkbox"/> YES	See Section 4.2.1.7 of the RM
9. Environmental Protection Program	<input checked="" type="checkbox"/> NO <input type="checkbox"/> YES	See Section 4.2.1.7 of the RM
10. Other programs controlled by other regulations.	<input checked="" type="checkbox"/> NO <input type="checkbox"/> YES	See Section 4.2.1 of the RM
II. Does the proposed Activity involve maintenance which restores SSCs to their original condition or involve a temporary alteration supporting maintenance that will be in effect during at-power operations for 90 days or less?		
	<input checked="" type="checkbox"/> NO <input type="checkbox"/> YES	See Section 4.2.2 of the RM
III. Does the proposed Activity involve a change to the:		
1. UFSAR (including documents incorporated by reference) that is limited to reformatting, simplification, removing excessive detail, or minor editorial changes as discussed in NEI 96-07 or NEI 98-03?	<input checked="" type="checkbox"/> NO <input type="checkbox"/> YES	See Section 4.2.3 of the RM
2. Managerial or administrative procedures governing the conduct of facility operations (subject to the control of 10CFR50, Appendix B)	<input checked="" type="checkbox"/> NO <input type="checkbox"/> YES	See Section 4.2.4 of the RM
3. Procedures for performing maintenance activities (subject to 10CFR50, Appendix B)?	<input checked="" type="checkbox"/> NO <input type="checkbox"/> YES	See Section 4.2.4 of the RM
4. Regulatory commitment as defined by NEI 99-04 that is outside the scope of 10 CFR 50.59, i.e., the commitment does not involve the facility or a procedure as described in the UFSAR pursuant to 10 CFR 50.59, the commitment change does not meet the criteria for a change pursuant to 10 CFR 50.59, and the commitment is not otherwise mandated by the NRC to require a 50.59 review?	<input checked="" type="checkbox"/> NO <input type="checkbox"/> YES	See Section 4.2.3/4.2.4 of the RM
IV. Does the proposed Activity involve a change to the Independent Spent Fuel Storage Installation (ISFSI) (subject to control by 10 CFR 72.48)		
	<input checked="" type="checkbox"/> NO <input type="checkbox"/> YES	See Section 4.2.6 of the RM

50.59 APPLICABILITY REVIEW FORM

LS-AA-104-1002

Revision 5

Page 2 of 2

Activity/Document Number: CY-TM-170-300 Revision Number: 4

Title: Offsite Dose Calculation Manual (ODCM)


Check one of the following:

- If all aspects of the Activity are controlled by one or more of the above processes, then a 50.59 Screening is not required and the Activity may be implemented in accordance with its governing procedure.
- If any portion of the Activity is not controlled by one or more of the above processes, then process a 50.59 Screening for the portion not covered by any of the above processes. The remaining portion of the activity should be implemented in accordance with its governing procedure.

Signoff:

50.59 Screener/

50.59 Evaluator: L.K. Weber
(Circle One) (Print name)

Sign: 
(Signature)

Date: 7.19.16

See LS-AA-104, Section 5, Documentation, for record retention requirements for this and all other 50.59 forms associated with the Activity.

**ATTACHMENT 2
ODCM Change Determination**

**ATTACHMENT 1
ODCM Change Summary Matrix
Page 1 of 1**

Item No.	(old) Rev. 3 page No.	(new) Rev. 4 page No.	Determination Identifier	Description of Change
1	1	1	A	Remove outdated information
2	6-7	6-7	A	Remove deleted sections from Table of Contents
3	15	15	A	Remove definition. Not needed covered in Tech Specs.
4	26, 63	26, 63	A	Added clarification to note per IR 2663055-09
5	99	99	A	Updated to reflect new software methods per IR 1488135-15
6	100	100	A	Corrected to reflect plant design
7	103	103	A	Revised Table to remove/update outdated information per IR 2571106-07
8	105	105	A	Figure corrected to remove compositor no longer in use
9	106-112,143	106-125,156	A	Updated to reflect new software methods and updated references per 1488135-15
10	113-114	126-127	A	Removed out of date specific flow data, updated terminology for current plant conditions and added dashes to component IDs.
11	115	128	A	Figure updated to reflect current plant configuration per ECR 14-00245
12	117,119,128, 129,136-139, 141	130,132,141-142,149-152, 154	A	Updated Meteorological Data for new five year averages and to represent data needs for new corporate standard effluent software.
13	--	--	A	---
14	125	138	A	Corrected typo. Reactor Building sump valves are part of the WDL system
15	126	139	A	Added typical design flow information for TMI-2 paths
16	140	153	A	Update note to reflect that current software calculates all organs and all pathways and accounts for potential primary to secondary leak rate.
17	184-190	197-203	A	Updated REMP locations due to improved GPS locating
18	191-192	204-205	A	Updated references and removed outdated and not applicable references
19	195	208	A	Update Solid Waste reporting to reflect current Solid Waste report
20	196	209	A	Include new reporting requirement moved from Tech Specs per TS Amendment 284 and IR 2477360-03 and update section 2.8 for new effluent software dose calculation methods.
21	200-208	213-221	A	Enhance equation layout and correct units to match NRC guidance documents.
22			A	
23			A	

ATTACHMENT 2
ODCM Change Determination

Station: Three Mile IslandPage 1 of 3ODCM Revision No. 4Determination No. A**I. Determination Questions** (Check correct response)

1. Does the ODCM change maintain the level of radioactive effluent control required by 10CFR20.1301? YES NO

Explain: (provide sufficient information including appropriate analyses justifying the ODCM change)

10 CFR 20.1301(a)(1) requires that each licensee conduct operations so that the total effective dose equivalent to individual members of the public from TMI operation does not exceed 100 mrem in one year. Using new software for dose calculations, adding clarifying information and updating tables, correcting the drawings and updating the meteorological data will not increase the dose to the public or reduce TMI's ability to control or quantify releases. TMI validated the software change iaw their digital QA programs and the new program provides more HU tools for verifying compliance to limits. The updated dose methodology and meteorological updates will slightly change the dose calculations determined but the same level of control within NRC limits will be maintained.

2. Does the ODCM change maintain the level of radioactive effluent control required by 10CFR20.1302? YES NO

Explain: (provide sufficient information including appropriate analyses justifying the ODCM change)

10 CFR 20.1302 requires licensees to perform appropriate surveys in unrestricted areas and controlled areas to demonstrate compliance with dose limits for individual members of the public. The ability to perform surveys is not impacted by clarifying and updating information for tables, figures and maps or updating the meteorological data. The new software still ensures dose and dose rate limits are met. Effluent concentration limits will not be impacted by these changes. TMI will still control its effluent paths to ensure dose to the public is ALARA.

3. Does the ODCM change maintain the level of radioactive effluent control required by 40CFR190 and 10CFR72.104? YES NO

Explain: (provide sufficient information including appropriate analyses justifying the ODCM change)

10CFR72.104 has requirements for Independent Spent Fuel Storage Installations (ISFSI) and Monitored Retrievable Storage (MRS) which is not applicable at TMI. 40CFR190 requires that the annual dose equivalent does not exceed 25 mrem to the whole body, 75 mrem to the thyroid and 25 mrem to any other organ of any member of the public as a result of

ATTACHMENT 2 ODCM Change Determination

exposure to planned discharges of radioactive materials to the environment from uranium fuel cycle operations. The new software continues to determine dose and dose rates iaw with approved NRC guidance and provides the same levels of controls as previous software. Clarifying and updating information for tables, figures and maps or updating the meteorological data will not increase discharges of radioactive materials nor will they negatively impact TMI's ability to control or quantify radioactive releases to the environment. The updated dose methodology and meteorological updates will slightly change the dose calculations determined but the current administrative controls limiting dose to 10% of the NRC limit ensures the slight changes has had/ will have no effect on meeting the 25 mrem and 75 mrem dose limits.

4. Does the ODCM change maintain the level of radioactive effluent control required by 10CFR50.36a?

YES

NO

Explain: (provide sufficient information including appropriate analyses justifying the ODCM change)

10CFR 50.36a requires that operating procedures be developed and followed for the control of effluents and that the radioactive waste system be maintained and used. It also specifies that each licensee shall submit a report annually that specifies the quantity of each of the principal radionuclides released to unrestricted areas in liquid and in gaseous effluents during the previous 12 months. These requirements will keep average annual releases of radioactive material in effluents and their resultant committed effective dose equivalents (CEDE) at small percentages of the dose limits. Operation of the rad waste system is not affected by these changes. The new software still controls releases to unrestricted areas iaw with NRC guidance found in NUREG -0133 and RG 1.109. Pre-releases performed iaw TMI operating procedures still provide the same level of controls as the previous software. The operation of the plant releasing and monitoring the effluents from the plant will not be impacted by clarifying and updating information for tables, figures and maps or updating the meteorological data. The revision will not impact the annual reporting of radiological effluents to the NRC. The new software provides the same level of annual reports and more than the previous software.

5. Does the ODCM change maintain the level of radioactive effluent control required by Appendix I to 10CFR50?

YES

NO

Explain: (provide sufficient information including appropriate analyses justifying the ODCM change)

10CFR50 Appendix I,, Section II.A establishes the design objectives and limiting conditions for operation to meet ALARA criteria such that the calculated annual total quantity of all radioactive material above background released to unrestricted areas will not result in an estimated annual dose or dose commitment from liquid effluents in excess of 3 mrem to the total body or 10 mrem to any organ. For gaseous effluents the estimated annual air dose can not exceed 10 mrem for gamma radiation and 20 mrem for beta radiation. Section III establishes that

ATTACHMENT 2 ODCM Change Determination

implementation of Section II be demonstrated by calculational procedures based upon models and data such that the actual exposure of an individual through appropriate pathways is unlikely to be substantially underestimated and that the cumulative effect of all sources and pathways being influenced by the plant be considered. Section IV provides guides on limiting conditions for operation. The licensee shall establish appropriate surveillance and monitoring programs for reporting of rad effluents data, environmental monitoring data and resulting radiation doses and changes in the use of unrestricted areas surrounding the plant. If releases of effluents result in exceeding one-half the annual exposure, there are investigative and reporting requirements.

The new software is still using approved NRC methods with age groups and pathways consistent with previous software and in accordance with current NRC guidance in NUREG -0133 and RG 1.109. The new dose calculation software, the clarifying and updating information for tables, figures and maps or updating the meteorological data will not adversely impact ODCM calculations or methodologies for evaluating doses to individuals from principal pathways of exposure. The updated dose methodology and meteorological updates will slightly change the dose calculations determined but the current administrative controls limiting dose to 10% of the NRC limit ensures the slight changes has had/will have no effect on meeting the NRC 10CFR50 Appendix I dose limits.

6. Does the ODCM change maintain the accuracy or reliability of effluent, dose, or setpoint calculations? X YES ___ NO

Explain: (provide sufficient information including appropriate analyses justifying the ODCM change)

The new software maintains the accuracy of dose and setpoint calculations. Parallel testing with the existing software and a validation and verification of the class BB software was implemented prior to the change. Clarifying and updating information for tables, figures and maps or updating the meteorological data will not impact the accuracy or reliability of effluent, dose, or setpoint calculations. The maximum allowable setpoint calculations for effluent monitors will be updated to reflect the new meteorological data. The new meteorological data will result in slightly higher maximum allowable setpoints, but with the current conservatisms the established instrument setpoints will not change. There are no changes to the way setpoints are being maintained.

7. Does the ODCM change maintain the accuracy of radioactive effluent control required by the SAR? X YES ___ NO

Explain: (provide sufficient information including appropriate analyses justifying the ODCM change)

Chapter 11 of the UFSAR, specifically sections 11.2.4 and 11.4.3, were reviewed to determine that these ODCM changes will not impact the

ATTACHMENT 2 ODCM Change Determination

accuracy of radioactive effluent control required by the SAR. As stated before clarifying and updating information for tables, figures and maps or updating the meteorological data does not change the release paths of effluents to the environment or any ability to control or calculate doses via these pathways. The new software maintains the same abilities to control and calculate doses.

II. If all questions are answered YES, then complete the ODCM Change Determination and implement the Change per this procedure.

III. If any question is answered NO, then a change to the ODCM is not permitted

IV. Review and Approval:

Prepared By:	<u>LK Weber</u>	<u>LK Weber</u>	<u>7/14/16</u>
	Print	Signature	Date
Reviewed By:	<u>R. Freeman</u>	<u>[Signature]</u>	<u>9/24/16</u>
	Print	Signature	Date

Three Mile Island
PORC Meeting

PORC NUMBER: 2016-09 DATE: 09/13/16 Time: 11:30 – 11:39

Chair:

(X) Operations – J. Dullinger

Alternate Chair

() Regulatory Assurance – J. Goldman

Primary Members

() Operations	() J. Dullinger
() Maintenance	() G. Smith
(X) Engineering	(X) B. Wunderly*
() Regulatory Assurance	() J. Goldman
(X) Radiation Protection	(X) D. DiVittore
(X) Chemistry	(X) T. Alvey
(X) Work Management	(X) T. Orth

Alternate Members

() Operations	() M. Malinen	
(X) Maintenance	(X) J. Barrett	
() Engineering	() J. Piazza	
() Regulatory Assurance	() M. Fitzwater	
() Radiation Protection	() G. McCarty	
() Chemistry	() R. Freeman	() L. Weber
() Work Management	() D. Atherholt	

Other Attendees:

NOTE: * Indicates not 50.59 qualified

S. Martin

* Via telephone.

Items Presented to PORC:

Item	Description	Presenter	Disposition
1	Surveillance Test Interval (STI) Extension for Decay Heat Removal, Building Spray, and Decay Closed Cooling Water Void Inspections	S. Diven	Approved
2	Revision 4 to CY-TM-170-300, Offsite Dose Calculation Manual (ODCM)	L. Weber	Approved

Disposition: Approved / Approved with Conditions / Rejected / Remanded / Reviewed

Minutes Prepared By:  9/16/16
 D. Trostle Date
 TMI PORC Coordinator

APPROVED:

APPROVED:

 9-19-16
 J. Dullinger Date
 TMI PORC Chairman

 9/20/16
 T. Haaf Date
 TMI Plant Manager

Distribution of Approved Minutes: TMI Plant Manager Site Vice President, TMI
 NSRB Station Records
 SRRS Record I: 5A.111 (Life of the Plant Retention)

Meeting Summary

Meeting Date: 09/13/2016

Convened: 11:30

Adjourned: 11:39

Minutes issued: 09/15/2016 to Presenter(s)

MEETING CRITIQUE

No comments.

Item #1

Part A: (complete prior to PORC meeting, include in package for review, use again in PORC minutes)

PORC Meeting # 2016-09

Subject: Surveillance Test Interval (STI) Extension for Decay Heat Removal, Building Spray, and Decay Closed Cooling Water Void Inspections

Presenter: Scott Diven

50.59 Evaluation: Yes No
Unit affected: 1 2 1&2 Common
Type: UFSAR Mod Proc Other STI Frequency Change
ISR Required* Yes No

**Does the subject document require an Independent Safety Review (ISR)? If yes, notify Regulatory Assurance to confirm ISR performed per 1000-ADM-1291.01.*

Issue Summary:

(Brief description of what is being presented and why it requires a PORC review. See guidance contained in the "Applications for PORC Review." If a 50.59 Evaluation is involved then this will be used for the 24 month 50.59 NRC report.)

Surveillance Test Interval (STI) Extension for Decay Heat Removal, Building Spray, and Decay Closed Cooling Water Void Inspections from Monthly (31 Days) to Semiannually (184 Days). This revision of the document excludes the Makeup System Void Inspections. Per procedure ER-AA-425-1002, a PORC review is required in order to be implemented at the site.

Summary of Safety Significance of the Item:

(What is the actual and potential safety significance of this issue. LS-AA-106, step 3.7.2, requires that a documented nuclear safety analysis has been performed (independent from 10 CFR 50.59 screenings or evaluations.) PORC must review the safety significance of your issue.)

The affected components of this STI include "A" and "B" Decay Heat Removal pumps, "A" and "B" Building Spray pumps, and "A" and "B" Decay Closed Cooling Water pumps. All components are nuclear safety-related, high safety significant, and are classified greater than, or equal to, RCM 4.

Part B: (complete during PORC meeting, include in PORC minutes)

Significant Questions raised by PORC, including resolution:

(Provide this information in a question and response format)

PORC: No significant questions raised.

Response: N/A

Disposition:

- Approval recommended
 - Approval with conditions recommended
 - Disapproval recommended
 - Remanded for additional analysis or investigation
- CR required: Yes No

Disposition Comments:

PORC members approved by vote of 6-0.

Resolution to be checked by: N/A

PORC Action Item: None

Assigned to: N/A

Note: Provide word processed PORC Minutes to PORC Coordinator within 3 days of PORC disposition of issue.

Item # 2

Part A: (complete prior to PORC meeting, include in package for review, use again in PORC minutes)

PORC Meeting # 2016-09

Subject: Revision 4 to CY-TM-170-300, Offsite Dose Calculation Manual (ODCM)

Presenter: L. Weber

50.59 Evaluation: Yes No
Unit affected: 1 2 1&2 Common
Type: UFSAR Mod Proc Other
ISR Required* Yes No

*Does the subject document require an Independent Safety Review (ISR)? If yes, notify Regulatory Assurance to confirm ISR performed per 1000-ADM-1291.01.

Issue Summary:

(Brief description of what is being presented and why it requires a PORC review. See guidance contained in the "Applications for PORC Review." If a 50.59 Evaluation is involved then this will be used for the 24 month 50.59 NRC report.)

The ODCM is being revised to update the annual average meteorological dispersion data to reflect more recent meteorological data (2010-2015). Unit 2 Table 1.2 is being updated to remove outdated information and reflect actual sump measurements. Unit 1 Table 2.1-2 and 3.2-2 are being revised to clarify when Chem Cleaning building conditions are required. Updates were made to reflect ECR 14-00245 changes for removal of the Concentrated Waste Storage Tanks, Tech Spec Amendment 284 relocated Radwaste system modification reporting and new corporate standard effluent reporting software. REMP locations, references and equations were updated to reflect best available information and enhance the map and equation layouts.

These changes will close actions from the following IRs 2571106, 2663055, 2477360 and 1488135.

Summary of Safety Significance of the Item:

(What is the actual and potential safety significance of this issue. LS-AA-106, step 3.7.2, requires that a documented nuclear safety analysis has been performed (independent from 10 CFR 50.59 screenings or evaluations.) PORC must review the safety significance of your issue.)

The Offsite Dose Calculation Manual (ODCM) is being changed for minor corrections and clarifications to Tables, Figures and Maps to improve human performance. Updating Figures 3.1 and 1.2 will have the figures reflect the current configuration in the plant. Updating the meteorological data to more current information will improve the accuracy of dose calculation estimates. Maintaining consistency with the NRC NUREG 0133 guidance for equations will make it clearer to users and inspectors. These changes will not increase the dose to the public or reduce TMI's ability to control or quantify releases. There has been no impact on the intent of the ODCM.

Operation of the rad waste system is not affected by these changes. The operation of plant equipment releasing and monitoring the effluents from the plant will not be impacted by the minor corrections and clarifications to ODCM bases, tables and figures or updating the meteorological data. The verification and validation of the Effluent Management software IAW IT-AA-101 determined there was no significant impact to the annual reporting of radiological effluents to the NRC. ODCM calculations or methodologies for evaluating doses to individuals from principal pathways of exposure have not been adversely impacted.

Part B: (complete during PORC meeting, include in PORC minutes)

Significant Questions raised by PORC, including resolution:

(Provide this information in a question and response format)

PORC: No significant questions.

Response: N/A

Disposition:

- Approval recommended
 - Approval with conditions recommended
 - Disapproval recommended
 - Remanded for additional analysis or investigation
- CR required: Yes No

Disposition Comments:

PORC members approved by vote of 6-0.

Resolution to be checked by: N/A

PORC Action Item: None

Assigned to: N/A

Note: Provide word processed PORC Minutes to PORC Coordinator within 3 days of PORC disposition of issue.



MURRAY AND TRETTEL, INC.

TMI
Exelon Nuclear
Attn: Laura Weber
Rt. 441 South
Three Mile Island
Middletown, PA 17057

May 13, 2016

Dear Laura:

Utilizing onsite meteorological data from Three Mile Island for the years 2010 through 2015, Murray and Trettel has generated X/Q and D/Q values using the NRC XOQDOQ program (NUREG/CR-2919, XOQDOQ: Computer Program for the Meteorological Evaluation of Routine Effluent Releases at Nuclear Power Stations).

The 2010-2015 X/Q and D/Q values were generated to update the values currently provided in the Three Mile Island ODCM. The X/Q and D/Q values currently in the ODCM were generated utilizing meteorological data from 2006 through 2010.

No significant differences exist between the 2006-2010 data and the 2010-2015 data. This is to be expected.

The 2010-2015 X/Q and D/Q values are consistent with values calculated for the individual years of 2013, 2014 and 2015.

If you have any questions concerning this report, please call Heather Cramond at 847-934-8125.

Sincerely,

Heather A. Cramond
Environmental Meteorologist

TABLE 4.4
Atmospheric Dispersion Factors for Three Mile Island

STATION VENT SECTOR	DISTANCE (IN METERS)										ANNUAL
	610	2413	4022	5631	7240	12067	24135	40225	56315	72405	
N	2.12E-07	7.30E-07	4.35E-07	2.56E-07	1.84E-07	8.12E-08	3.22E-08	1.65E-08	1.07E-08	7.71E-09	
NNE	3.91E-07	1.23E-06	6.02E-07	3.37E-07	2.13E-07	9.12E-08	3.45E-08	1.76E-08	1.14E-08	8.23E-09	
NE	2.08E-07	3.87E-07	2.73E-07	3.76E-07	2.45E-07	1.08E-07	4.08E-08	2.08E-08	1.34E-08	9.68E-09	
ENE	1.18E-07	4.36E-07	6.10E-07	3.33E-07	2.16E-07	1.08E-07	4.21E-08	2.14E-08	1.38E-08	9.96E-09	
E	2.56E-07	3.80E-07	3.28E-07	3.74E-07	2.59E-07	1.11E-07	4.15E-08	2.10E-08	1.35E-08	9.70E-09	
ESE	7.92E-07	5.47E-07	5.71E-07	3.47E-07	2.19E-07	9.24E-08	3.42E-08	1.72E-08	1.09E-08	7.85E-09	
SE	9.50E-07	8.69E-07	6.06E-07	3.23E-07	2.06E-07	9.07E-08	3.72E-08	1.87E-08	1.20E-08	8.60E-09	
SSE	4.82E-07	7.12E-07	5.00E-07	2.77E-07	1.85E-07	9.02E-08	3.38E-08	1.71E-08	1.10E-08	7.89E-09	
S	8.33E-08	8.20E-08	3.05E-07	1.64E-07	1.06E-07	5.30E-08	1.99E-08	1.00E-08	6.41E-09	4.61E-09	
SSW	2.61E-08	4.97E-08	2.38E-07	1.25E-07	7.96E-08	3.47E-08	1.37E-08	6.90E-09	4.42E-09	3.17E-09	
SW	2.98E-08	1.78E-07	2.64E-07	1.46E-07	9.13E-08	3.92E-08	1.45E-08	7.24E-09	4.62E-09	3.31E-09	
WSW	7.49E-08	4.55E-07	2.85E-07	1.51E-07	9.59E-08	4.05E-08	1.50E-08	7.51E-09	4.78E-09	3.43E-09	
W	1.17E-07	2.80E-07	3.15E-07	1.82E-07	1.28E-07	6.02E-08	2.25E-08	1.14E-08	7.30E-09	5.26E-09	
WNW	2.01E-07	2.70E-07	3.83E-07	2.67E-07	1.67E-07	7.13E-08	2.68E-08	1.36E-08	8.79E-09	6.35E-09	
NW	1.48E-07	5.78E-07	3.83E-07	2.11E-07	1.37E-07	6.85E-08	2.66E-08	1.43E-08	9.25E-09	6.70E-09	
NNW	9.13E-08	5.81E-07	3.54E-07	1.98E-07	1.34E-07	6.58E-08	2.52E-08	1.29E-08	8.33E-09	6.04E-09	

Atmospheric Dispersion Factors for Three Mile Island

STATION VENT SECTOR	DISTANCE (IN METERS)										ANNUAL
	610	2413	4022	5631	7240	12067	24135	40225	56315	72405	
N	8.19E-09	1.62E-09	6.74E-10	4.88E-10	3.59E-10	1.29E-10	4.14E-11	1.72E-11	9.25E-12	5.75E-12	
NNE	1.34E-08	2.84E-09	1.38E-09	6.89E-10	4.03E-10	1.42E-10	4.35E-11	1.78E-11	9.55E-12	5.93E-12	
NE	7.28E-09	1.29E-09	4.55E-10	6.84E-10	4.03E-10	1.48E-10	4.55E-11	1.85E-11	9.95E-12	6.19E-12	
ENE	3.69E-09	8.45E-10	7.16E-10	3.51E-10	2.19E-10	1.20E-10	3.95E-11	1.61E-11	8.66E-12	5.40E-12	
E	8.16E-09	1.91E-09	7.04E-10	8.28E-10	5.35E-10	1.91E-10	5.87E-11	2.39E-11	1.30E-11	8.09E-12	
ESE	2.48E-08	4.51E-09	2.47E-09	1.33E-09	7.69E-10	2.72E-10	8.33E-11	3.40E-11	1.84E-11	1.14E-11	
SE	2.98E-08	4.85E-09	2.44E-09	1.14E-09	6.67E-10	2.55E-10	8.79E-11	3.57E-11	1.93E-11	1.20E-11	
SSE	1.58E-08	2.51E-09	1.08E-09	5.97E-10	4.28E-10	1.94E-10	5.95E-11	2.45E-11	1.32E-11	8.20E-12	
S	2.94E-09	6.13E-10	6.48E-10	3.08E-10	1.84E-10	8.81E-11	2.74E-11	1.13E-11	6.10E-12	3.79E-12	
SSW	8.48E-10	2.80E-10	4.72E-10	2.20E-10	1.28E-10	4.72E-11	1.64E-11	6.68E-12	3.60E-12	2.24E-12	
SW	1.51E-09	5.68E-10	5.89E-10	2.93E-10	1.67E-10	6.11E-11	1.87E-11	7.59E-12	4.09E-12	2.54E-12	
WSW	2.58E-09	8.26E-10	6.63E-10	3.09E-10	1.83E-10	6.47E-11	1.99E-11	8.17E-12	4.40E-12	2.73E-12	
W	5.46E-09	1.20E-09	6.34E-10	3.55E-10	2.64E-10	1.06E-10	3.28E-11	1.33E-11	7.16E-12	4.44E-12	
WNW	7.60E-09	1.51E-09	8.91E-10	6.25E-10	3.57E-10	1.27E-10	3.87E-11	1.57E-11	8.46E-12	5.25E-12	
NW	5.19E-09	1.02E-09	5.49E-10	2.64E-10	1.62E-10	8.34E-11	2.64E-11	1.14E-11	6.11E-12	3.79E-12	
NNW	3.32E-09	7.92E-10	4.85E-10	2.32E-10	1.59E-10	7.50E-11	2.35E-11	9.63E-12	5.18E-12	3.22E-12	

DATA FROM 2010-2015 USED IN CALCULATIONS

TABLE 4.5
Atmospheric Dispersion Factors for Three Mile Island

GROUND RELEASE SECTOR	DISTANCE (IN METERS)										ANNUAL
	610	2413	4022	5631	7240	12067	24135	40225	56315	72405	
N	8.46E-06	1.05E-06	5.27E-07	3.35E-07	2.39E-07	1.22E-07	4.92E-08	2.55E-08	1.67E-08	1.21E-08	
NNE	9.97E-06	1.23E-06	6.16E-07	3.92E-07	2.80E-07	1.42E-07	5.75E-08	2.98E-08	1.95E-08	1.42E-08	
NE	1.17E-05	1.47E-06	7.32E-07	4.64E-07	3.31E-07	1.68E-07	6.76E-08	3.50E-08	2.28E-08	1.66E-08	
ENE	1.20E-05	1.54E-06	7.65E-07	4.84E-07	3.45E-07	1.74E-07	7.00E-08	3.61E-08	2.34E-08	1.70E-08	
E	1.30E-05	1.67E-06	8.26E-07	5.21E-07	3.70E-07	1.86E-07	7.43E-08	3.82E-08	2.47E-08	1.79E-08	
ESE	1.13E-05	1.43E-06	7.00E-07	4.39E-07	3.11E-07	1.55E-07	6.12E-08	3.13E-08	2.02E-08	1.46E-08	
SE	1.21E-05	1.52E-06	7.41E-07	4.64E-07	3.27E-07	1.63E-07	6.41E-08	3.27E-08	2.10E-08	1.52E-08	
SSE	1.13E-05	1.44E-06	7.05E-07	4.43E-07	3.14E-07	1.57E-07	6.23E-08	3.19E-08	2.06E-08	1.49E-08	
S	7.37E-06	9.52E-07	4.67E-07	2.93E-07	2.08E-07	1.04E-07	4.10E-08	2.09E-08	1.35E-08	9.74E-09	
SSW	4.67E-06	6.09E-07	2.97E-07	1.86E-07	1.31E-07	6.51E-08	2.55E-08	1.30E-08	8.32E-09	5.99E-09	
SW	4.67E-06	6.05E-07	2.95E-07	1.84E-07	1.30E-07	6.45E-08	2.53E-08	1.28E-08	8.23E-09	5.93E-09	
WSW	5.42E-06	6.92E-07	3.39E-07	2.13E-07	1.51E-07	7.53E-08	2.98E-08	1.52E-08	9.81E-09	7.09E-09	
W	8.19E-06	1.04E-06	5.15E-07	3.25E-07	2.30E-07	1.16E-07	4.60E-08	2.36E-08	1.53E-08	1.11E-08	
WNW	9.23E-06	1.16E-06	5.76E-07	3.64E-07	2.59E-07	1.31E-07	5.25E-08	2.71E-08	1.76E-08	1.28E-08	
NW	8.88E-06	1.10E-06	5.53E-07	3.52E-07	2.52E-07	1.29E-07	5.23E-08	2.72E-08	1.78E-08	1.30E-08	
NNW	7.55E-06	9.37E-07	4.71E-07	3.01E-07	2.15E-07	1.10E-07	4.48E-08	2.33E-08	1.52E-08	1.11E-08	

Atmospheric Dispersion Factors for Three Mile Island

GROUND RELEASE SECTOR	DISTANCE (IN METERS)										ANNUAL
	610	2413	4022	5631	7240	12067	24135	40225	56315	72405	
N	1.58E-08	1.59E-09	6.52E-10	3.60E-10	2.29E-10	9.29E-11	2.95E-11	1.20E-11	6.44E-12	4.00E-12	
NNE	2.15E-08	2.17E-09	8.89E-10	4.90E-10	3.13E-10	1.27E-10	4.02E-11	1.63E-11	8.77E-12	5.45E-12	
NE	1.99E-08	2.01E-09	8.26E-10	4.55E-10	2.90E-10	1.18E-10	3.73E-11	1.51E-11	8.15E-12	5.06E-12	
ENE	1.76E-08	1.78E-09	7.29E-10	4.02E-10	2.56E-10	1.04E-10	3.29E-11	1.34E-11	7.19E-12	4.47E-12	
E	2.57E-08	2.59E-09	1.06E-09	5.85E-10	3.73E-10	1.51E-10	4.80E-11	1.95E-11	1.05E-11	6.51E-12	
ESE	3.49E-08	3.53E-09	1.45E-09	7.97E-10	5.08E-10	2.06E-10	6.53E-11	2.65E-11	1.43E-11	8.86E-12	
SE	4.22E-08	4.26E-09	1.75E-09	9.62E-10	6.14E-10	2.49E-10	7.89E-11	3.20E-11	1.72E-11	1.07E-11	
SSE	2.91E-08	2.93E-09	1.20E-09	6.63E-10	4.23E-10	1.71E-10	5.44E-11	2.21E-11	1.19E-11	7.37E-12	
S	1.49E-08	1.50E-09	6.17E-10	3.40E-10	2.17E-10	8.79E-11	2.79E-11	1.13E-11	6.08E-12	3.78E-12	
SSW	7.64E-09	7.71E-10	3.16E-10	1.74E-10	1.11E-10	4.51E-11	1.43E-11	5.80E-12	3.12E-12	1.94E-12	
SW	8.06E-09	8.14E-10	3.34E-10	1.84E-10	1.17E-10	4.76E-11	1.51E-11	6.12E-12	3.29E-12	2.05E-12	
WSW	9.82E-09	9.91E-10	4.07E-10	2.24E-10	1.43E-10	5.79E-11	1.84E-11	7.45E-12	4.01E-12	2.49E-12	
W	1.55E-08	1.57E-09	6.43E-10	3.54E-10	2.26E-10	9.16E-11	2.91E-11	1.18E-11	6.34E-12	3.94E-12	
WNW	1.87E-08	1.89E-09	7.75E-10	4.27E-10	2.72E-10	1.10E-10	3.50E-11	1.42E-11	7.64E-12	4.75E-12	
NW	1.32E-08	1.33E-09	5.46E-10	3.01E-10	1.92E-10	7.77E-11	2.46E-11	1.00E-11	5.38E-12	3.34E-12	
NNW	1.04E-08	1.05E-09	4.30E-10	2.37E-10	1.51E-10	6.12E-11	1.94E-11	7.88E-12	4.24E-12	2.63E-12	

DATA FROM 2010-2015 USED IN CALCULATIONS

Vent

2015

Specific Points of Interest

LOCATION	DIRECTION FROM SITE	DISTANCE (MILES)	DISTANCE (METERS)	X/Q (SEC/CUB.METER) NO DECAY UNDEPLETED	D/Q (PER SQ.METER)
Resident	N	1.14	1829	6.62E-07	2.79E-09
Resident	NNE	0.72	1158	6.86E-07	8.90E-09
Resident	NE	0.53	853	1.81E-07	5.84E-09
Resident	ENE	0.46	747	1.06E-07	3.37E-09
Resident	E	0.44	701	2.38E-07	7.66E-09
Resident	ESE	1.1	1768	6.69E-07	7.72E-09
Resident	SE	0.71	1143	1.04E-06	1.84E-08
Resident	SSE	0.71	1143	5.66E-07	9.56E-09
Resident	S	2.3	3701	2.31E-07	3.61E-10
Resident	SSW	0.61	988	2.36E-08	7.56E-10
Resident	SW	0.54	869	4.08E-08	1.43E-09
Resident	WSW	0.47	762	8.56E-08	2.39E-09
Resident	W	0.69	1116	1.95E-07	3.95E-09
Resident	WNW	0.36	579	2.08E-07	7.82E-09
Resident	NW	0.41	655	1.44E-07	4.97E-09
Resident	NNW	1.14	1832	4.85E-07	1.28E-09
Milk	N	2.05	3300	6.24E-07	1.06E-09
Milk	NNE	4.97	8000	1.78E-07	3.24E-10
Milk	NE	4.2	6600	2.87E-07	4.80E-10
Milk	ENE	4.5	7300	2.14E-07	2.16E-10
Milk	E	1.12	1800	3.83E-07	3.15E-09
Milk	ESE	3.23	5200	4.04E-07	1.60E-09
Milk	SE	1.43	2300	8.87E-07	5.45E-09
Milk	SSE	4.97	8000	1.69E-07	4.13E-10
Milk	S	4.97	8000	9.87E-08	1.92E-10
Milk	SSW	4.85	7800	6.99E-08	1.09E-10
Milk	SW	4.97	8000	7.68E-08	1.38E-10
Milk	WSW	4.97	8000	8.02E-08	1.47E-10
Milk	W	4.97	8000	1.16E-07	2.35E-10
Milk	WNW	3.73	6000	2.37E-07	5.42E-10
Milk	NW	4.97	8000	1.20E-07	1.50E-10
Milk	NNW	4.97	8000	1.20E-07	1.60E-10
Milk 2	SSW	14.48	23300	1.43E-08	1.71E-11
Garden	N	1.55	2500	7.36E-07	1.50E-09
Garden	NNE	1.24	2000	1.15E-06	3.08E-09
Garden	NE	1.1	1700	3.43E-07	2.32E-09
Garden	ENE	0.5	800	1.06E-07	3.25E-09
Garden	E	0.5	800	2.34E-07	8.44E-09
Garden	ESE	1.18	1900	6.41E-07	6.66E-09


Garden	SE	1.6	2600	8.39E-07	4.20E-09
Garden	SSE	0.75	1300	6.30E-07	8.68E-09
Garden	S	2.5	4000	3.08E-07	6.56E-10
Garden	SSW	1.6	2600	4.93E-08	2.47E-10
Garden	SW	0.93	1500	1.38E-07	1.03E-09
Garden	WSW	1.3	2100	4.53E-07	1.12E-09
Garden	W	1.4	2200	2.83E-07	1.43E-09
Garden	WNW	2.17	2700	2.59E-07	1.19E-09
Garden	NW	1.12	1800	4.88E-07	1.76E-09
Garden	NNW	2.4	3900	3.75E-07	5.20E-10
Meat	N	2.1	3300	6.24E-07	1.06E-09
Meat	NNE	2.4	3800	6.74E-07	1.57E-09
Meat	NE	2.4	3800	2.86E-07	5.12E-10
Meat	ENE	1.1	1800	3.57E-07	1.50E-09
Meat	E	1.1	1800	3.83E-07	3.15E-09
Meat	ESE	1.1	1800	6.62E-07	7.45E-09
Meat	SE	1.4	2300	8.87E-07	5.45E-09
Meat	SSE	5.0	3000	6.74E-07	1.60E-09
Meat	S	3.3	5400	1.77E-07	3.37E-10
Meat	SSW	5.0	7800	6.99E-08	1.09E-10
Meat	SW	5.0	8000	7.68E-08	1.38E-10
Meat	WSW	5.0	8000	8.02E-08	1.47E-10
Meat	W	5.0	8000	1.16E-07	2.35E-10
Meat	WNW	2.4	3800	3.48E-07	6.75E-10
Meat	NW	5.0	8000	1.20E-07	1.50E-10
Meat	NNW	5.0	8000	1.20E-07	1.60E-10

Ground Release
Specific Points of Interest

2010-2015

LOCATION	DIRECTION FROM SITE	DISTANCE (MILES)	DISTANCE (METERS)	X/Q (SEC/CUB.METER) NO DECAY UNDEPLETED	D/Q (PER SQ.METER)
Resident	N	1.14	1829	1.54E-06	2.57E-09
Resident	NNE	0.72	1158	3.55E-06	7.60E-09
Resident	NE	0.53	853	6.81E-06	1.17E-08
Resident	ENE	0.46	747	8.66E-06	1.28E-08
Resident	E	0.44	701	1.04E-05	2.06E-08
Resident	ESE	1.1	1768	2.22E-06	6.02E-09
Resident	SE	0.71	1143	4.51E-06	1.52E-08
Resident	SSE	0.71	1143	4.23E-06	1.05E-08
Resident	S	2.3	3701	5.25E-07	7.14E-10
Resident	SSW	0.61	988	2.24E-06	3.51E-09
Resident	SW	0.54	869	2.71E-06	4.57E-09
Resident	WSW	0.47	762	3.84E-06	6.89E-09
Resident	W	0.69	1116	3.17E-06	5.84E-09
Resident	WNW	0.36	579	1.00E-05	2.03E-08
Resident	NW	0.41	655	7.91E-06	1.18E-08
Resident	NNW	1.14	1832	1.37E-06	1.69E-09
Milk	N	2.05	3300	6.89E-07	9.24E-10
Milk	NNE	4.97	8000	2.45E-07	2.61E-10
Milk	NE	4.2	6600	3.75E-07	3.43E-10
Milk	ENE	4.5	7300	3.41E-07	2.53E-10
Milk	E	1.12	1800	2.51E-06	4.29E-09
Milk	ESE	3.23	5200	4.90E-07	9.18E-10
Milk	SE	1.43	2300	1.63E-06	4.63E-09
Milk	SSE	4.97	8000	2.74E-07	3.54E-10
Milk	S	4.97	8000	1.81E-07	1.81E-10
Milk	SSW	4.85	7800	1.18E-07	9.73E-11
Milk	SW	4.97	8000	1.13E-07	9.81E-11
Milk	WSW	4.97	8000	1.32E-07	1.19E-10
Milk	W	4.97	8000	2.01E-07	1.89E-10
Milk	WNW	3.73	6000	3.34E-07	3.81E-10
Milk	NW	4.97	8000	2.21E-07	1.60E-10
Milk	NNW	4.97	8000	1.89E-07	1.26E-10
Milk 2	SSW	14.48	23300	2.68E-08	1.52E-11
Garden	N	1.55	2500	1.00E-06	1.50E-09
Garden	NNE	1.24	2000	1.60E-06	3.00E-09
Garden	NE	1.1	1700	2.39E-06	3.68E-09
Garden	ENE	0.5	800	7.76E-06	1.14E-08
Garden	E	0.5	800	8.43E-06	1.66E-08
Garden	ESE	1.18	1900	2.00E-06	5.33E-09
Garden	SE	1.6	2600	1.37E-06	3.74E-09

Garden	SSE	0.75	1300	3.50E-06	8.46E-09
Garden	S	2.5	4000	4.71E-07	6.23E-10
Garden	SSW	1.6	2600	5.49E-07	6.78E-10
Garden	SW	0.93	1500	1.20E-06	1.84E-09
Garden	WSW	1.3	2100	8.41E-07	1.26E-09
Garden	W	1.4	2200	1.19E-06	1.84E-09
Garden	WNW	2.17	2700	9.95E-07	1.56E-09
Garden	NW	1.12	1800	1.65E-06	2.20E-09
Garden	NNW	2.4	3900	4.91E-07	4.54E-10
Meat	N	2.1	3300	6.89E-07	9.24E-10
Meat	NNE	2.4	3800	6.66E-07	9.83E-10
Meat	NE	2.4	3800	7.91E-07	9.13E-10
Meat	ENE	1.1	1800	2.31E-06	2.94E-09
Meat	E	1.1	1800	2.51E-06	4.29E-09
Meat	ESE	1.1	1800	2.16E-06	5.84E-09
Meat	SE	1.4	2300	1.63E-06	4.63E-09
Meat	SSE	5.0	3000	1.06E-06	2.01E-09
Meat	S	3.3	5400	3.11E-07	3.66E-10
Meat	SSW	5.0	7800	1.18E-07	9.73E-11
Meat	SW	5.0	8000	1.13E-07	9.81E-11
Meat	WSW	5.0	8000	1.32E-07	1.19E-10
Meat	W	5.0	8000	2.01E-07	1.89E-10
Meat	WNW	2.4	3800	6.23E-07	8.57E-10
Meat	NW	5.0	8000	2.21E-07	1.60E-10
Meat	NNW	5.0	8000	1.89E-07	1.26E-10

 Go Back

Print | New Search | Home

AR 02714089 Report

Aff Fac:	Three Mile Island	AR Type:	CR	Status:	APPROVED
Aff Unit:	NA	Owed To:	A5501CAP	Due Date:	12/14/2016
Aff System:	--			Event Date:	09/09/2016
CR Level/Class:	4/D			Disc Date:	09/09/2016
How Discovered:	H02			Orig Date:	09/09/2016
WR/PIMS AR:		Component #:	-		

Action Request Details**Subject:** UPDATED ODCM METEOROLOGY DATA**Description:** Originator: LAURA K WEBER Supv Contacted: Jim Troiano**Condition Description:**

The TMI ODCM is being updated to include more recent Meteorological dispersion data. This is a periodic update due to changes in weather data such as wind speed, wind direction and temperature stability. Per CY-AA-170-3100 step 4.2.3.4,

"If X/Q or D/Q values are updated in the ODCM revision, USE the corrective action process to NOTIFY appropriate organizations as required:

- Site Emergency Preparedness to evaluate appropriate Emergency Action Levels (EAL);
- Site Engineering to evaluate appropriate radiation monitor setpoint calculations."

During a previous ODCM revision and Meteorology Data update EP-EAL-0609 for TMI was updated. (See IR 1333611). The setpoint bases for ODCM monitors in 1101-2.1 were also updated.

Immediate actions taken:

Notified site EP of pending update to TMI ODCM
Prepared 1101-2.1 update for ODCM rad monitors setpoint bases
Wrote IR

Recommended Actions:

- RA#1- Corporate EP to evaluate the dispersion factor impact (50.54(q))
- RA#2- Update EP-EAL-0609
- RA#3- Site Engineering evaluate appropriate radiation monitor setpoint calculations.
- RA #4- Operations to Issue 1101-2.1 procedure revision

What activities, processes, or procedures were involved?
ODCM change via CY-AA-170-3100

List of knowledgeable individuals:

Laura Weber
Jermaine Pickett
Larry Baker
Craig Smith

Tim Alvey
 Jim Troiano

Initial Screening Questions:
 Equipment issue located in the Vital Area, Protected Area, or other owner controlled properties such as switchyards or Lake/River Screen House? no

Procedure or process issues with the potential to affect compliance with TS or license conditions? no
 Potential reportability concerns? no
 Analysis or setpoint deficiencies that impact onsite or offsite dose or dose rates? no
 Nuclear safety issue? no
 Significant Industrial Safety Issue (ie; excluding First Aids, non-work related issues, PPE Issues, etc)? no
 Personnel injury requiring offsite medical attention? no

Tampering, vandalism or malicious mischief? no

Shift Review Not Required:
 true

Operable Basis:
 Shift Review Not Required

Reportable Basis:
 Shift Review Not Required

Functional Basis:
 Shift Review Not Required

SOC Reviewed by: LINDA C WITTER 09/13/2016 09:26:51 CDT

SOC Comments:
 OPS action created. (REH 9/13/16)

Action created for engineering review.

Route to EP to create actions. (LKW 9/13/16) (SOC 9/13/16)

Department review performed by: JERMAINE C PICKETT 09/20/2016 06:58:47 CDT

Evaluation Comments:
 Additional actions developed per IR recommendation. No additional actions required. Close to actions created.

Manager review performed by: JERMAINE C PICKETT 09/20/2016 06:59:57 CDT

Manager Comments:
 Additionally actions created are approved.

Assignments

Assign #:	<u>01</u>	Assigned To:		Status:	COMPLETE
Aff Fac:	Three Mile Island	Prim Grp:	ACAPALL	Due Date:	09/20/2016
Assign Type:	TRKG	Sec Grp:		Orig Due Date:	
Priority:					
Schedule Ref:					

Unit Condition:				
Subject/Description: UPDATED ODCM METEOROLOGY DATA				
Assign #:	<u>02</u>	Assigned To:		Status: NTFY/SEC
Aff Fac:	Three Mile Island	Prim Grp:	A5510OP	Due Date: 12/13/2016
Assign Type:	PCRA	Sec Grp:	A5510PROC	Orig Due Date: 12/13/2016
Priority:	4			
Schedule Ref:				
Unit Condition:				
Subject/Description: (A5510PROC) Revise 1101-2.1 per this IR.				
Assign #:	<u>03</u>	Assigned To:		Status: NTFY/PRI
Aff Fac:	Three Mile Island	Prim Grp:	A5530NESSC	Due Date: 12/14/2016
Assign Type:	ACIT	Sec Grp:		Orig Due Date:
Priority:				
Schedule Ref:				
Unit Condition:				
Subject/Description: Site Engineering evaluate appropriate radiation monitor s etpoint calculations.				
Assign #:	<u>04</u>	Assigned To:	U003JLB	Status: NTFY/PRI
Aff Fac:	Three Mile Island	Prim Grp:	A5040EP	Due Date: 11/16/2016
Assign Type:	ACIT	Sec Grp:		Orig Due Date:
Priority:				
Schedule Ref:				
Unit Condition:				
Subject/Description: Corporate EP to evaluate the dispersion factor impact (50 .54(q)				
Assign #:	<u>05</u>	Assigned To:	BARTTJ	Status: NTFY/PRI
Aff Fac:	Three Mile Island	Prim Grp:	A5040EP	Due Date: 11/16/2016
Assign Type:	ACIT	Sec Grp:		Orig Due Date:
Priority:				
Schedule Ref:				
Unit Condition:				
Subject/Description: Update EP-EAL-0609				

OFFSITE DOSE CALCULATION MANUAL (ODCM)

INTRODUCTION

The OFFSITE DOSE CALCULATION MANUAL (ODCM) is a supporting document of the Three Mile Island Nuclear Station (TMI) Unit 1 and Unit 2 PDMS Technical Specifications and implements TMI radiological effluent controls. The ODCM contains the controls, bases, and surveillance requirements for liquid and gaseous radiological effluents. In addition, the ODCM describes the methodology and parameters to be used in the calculation of off-site doses due to radioactive liquid and gaseous effluents. This document also describes the methodology used for calculation of the liquid and gaseous effluent monitoring instrumentation alarm/trip set points. Liquid and Gaseous Radwaste Treatment System configurations are also included.

The ODCM also is used to define the requirements for the TMI radiological environmental monitoring program (REMP) and contains a list and graphical description of the specific sample locations used in the REMP.

The ODCM is maintained at the Three Mile Island (TMI) site for use as a reference guide and training document of accepted methodologies and calculations. Changes in the calculation methods or parameters will be incorporated into the ODCM to ensure the ODCM represents the present methodology in all applicable areas. Changes to the ODCM will be implemented in accordance with the TMI-1 and TMI-2 PDMS Technical Specifications.

The ODCM follows the methodology and models suggested by NUREG-0133, and Regulatory Guide 1.109, Revision 1 for calculation of off-site doses due to plant effluent releases. ~~Simplifying assumptions have been applied in this manual where applicable to provide a more-workable document for implementation of the Radiological Effluent Controls requirements.~~

TMI implements the TMI Radiological Effluent Controls Program and Regulatory Guide 1.21, Revision 1 (Annual Radioactive Effluent Release Report) requirements by use of a computerized system used to determine TMI effluent releases and to update cumulative effluent doses.

~~This procedure replaces 6610-PLN-4200.01.~~

TABLE OF CONTENTS (Cont'd)

PART III EFFLUENT DATA AND CALCULATIONAL METHODOLOGIES		
<u>Section</u>		<u>Page</u>
1.0 LIQUID EFFLUENT MONITORS		98
1.1	TMI-1 and TMI-2 Liquid Radiation Monitor Set Points	98
1.2	TMI Liquid Effluent Release Points and Liquid Radiation Monitor Data	99
1.3	Control of Liquid Releases	101
2.0 LIQUID EFFLUENT DOSE ASSESSMENT		106
2.1	Liquid Effluents - 10 CFR 50 Appendix I	106
2.2	TMI Liquid Radwaste System Dose Calcs Once Per Month	107
2.3	Alternative Liquid Dose Calculational Methodology	108
3.0 TMI LIQUID EFFLUENT WASTE TREATMENT SYSTEM		113
3.1	TMI-1 Liquid Effluent Waste Treatment System	113
3.2	Operability of the TMI-1 Liquid Effluent Waste Treatment System	114
3.3	TMI-2 Liquid Effluent Waste Treatment System	114
4.0 GASEOUS EFFLUENT MONITORS		117
4.1	TMI-1 Noble Gas Monitor Set Points	117
4.2	TMI-1 Particulate and Radioiodine Monitor Set Points	119
4.3	TMI-2 Gaseous Radiation Monitor Set Points	120
4.4	TMI-1 Gaseous Effluent Release Points and Gaseous Radiation Monitor Data	121
4.5	TMI-2 Gaseous Effluent Release Points and Gaseous Radiation Monitor Data	123
4.6	Control of Gaseous Effluent Releases	124

TABLE OF CONTENTS (Cont'd)

PART III EFFLUENT DATA AND CALCULATIONAL METHODOLOGIES

<u>Section</u>	<u>Page</u>
5.0 GASEOUS EFFLUENT DOSE ASSESSMENT	136
5.1 Gaseous Effluents - Instantaneous Release Limits	136
5.1.1 Noble Gases	136
5.1.1.1 Total Body	136
5.1.1.2 Skin	137
5.1.2 Iodines, Tritium and Particulates	138
5.2 Gaseous Effluents - 10 CFR 50 Appendix I	139
5.2.1 Noble Gases	139
5.2.2 Iodines, Tritium and Particulates	140
5.3 Gaseous Radioactive System Dose Calculations Once per Month	142
 5.4 Alternative Gaseous Dose Calculational Methodology	143
6.0 TMI-1 GASEOUS EFFLUENT WASTE TREATMENT SYSTEM	165
6.1 Description of the TMI-1 Gaseous Radwaste Treatment System	165
6.2 Operability of the TMI-1 Gaseous Radwaste Treatment System	165
7.0 EFFLUENT TOTAL DOSE ASSESSMENT	167
8.0 TMINS RADIOLOGICAL ENVIRONMENTAL MONITORING PROGRAM (REMP)	168
8.1 Monitoring Program Requirements	168
8.2 Land Use Census	171
8.3 Interlaboratory Comparison Program	173
9.0 PART III REFERENCES	191

process variable, for the purpose of observation, control, and/or protection. An instrument channel may be either analog or digital.

1.4 Instrumentation Surveillance

1.4.1 Channel Test

A CHANNEL TEST shall be the injection of a simulated signal into the channel as close to the sensor as practical to verify OPERABILITY, including alarm and/or trip functions.

1.4.2 Channel Check

A CHANNEL CHECK shall be the qualitative assessment of channel behavior during operation by observation. This determination shall include, where possible, comparison of the channel indication and/or status with other indications and/or status derived from independent instrumentation channels measuring the same parameter.

1.4.3 Source Check

A SOURCE CHECK shall be the qualitative assessment of channel response when the channel sensor is exposed to a radioactive source.

1.4.4 Channel Calibration

An instrument CHANNEL CALIBRATION is a test, and adjustment (if necessary), to establish that the channel output responds with acceptable range and accuracy to known values of the parameter, which the channel measures, or an accurate simulation of these values. Calibration shall encompass the entire channel, including equipment actuation, alarm, or trip and shall be deemed to include the channel test.

1.5 ~~Dose Equivalent I-131~~ Deleted

~~The DOSE EQUIVALENT I-131 shall be that concentration of I-131 (microcurie/gram), which alone would produce the same thyroid dose as the quantity and isotopic mixture of I-131, I-132, I-133, I-134, and I-135 actually present. The thyroid dose conversion factors used for this calculation shall be those listed in Table III of TID 14844, "Calculation of Distance Factors for Power and Test Reactor Sites". [Or in Table E-7 of NRC Regulatory Guide 1.109, Revision 1, October, 1977.]~~

Table 2.1-2 (Cont'd)

Radioactive Gaseous Process and Effluent Monitoring Instrumentation

<u>INSTRUMENT</u>	<u>MINIMUM CHANNEL OPERABLE</u>	<u>APPLICABILITY</u>	<u>ACTION</u>
7. Chemical Cleaning Building Ventilation System			
a. Noble Gas Activity Monitor (ALC RM-I-18)	1 ⁽³⁾	###	27
b. Iodine Sampler (ALC RM-I-18)	1 ⁽³⁾	###	31
c. Particulate Sampler (ALC RM-I-18)	1	###	31
8. Waste Handling and Packaging Facility Ventilation System			
a. Particulate Sampler (WHP-RIT-1)	1	###	31
9. Respirator and Laundry Maintenance Facility Ventilation System			
a. Particulate Sampler (RLM-RM-1)	1	###	31

NOTE 3: Channel only required when liquid radwaste is moved or processed within the facility. (e.g. includes recirculation, cleanup, transfers out of or into Chemical Cleaning Building, etc.)
within,

Table 3.2-2 Notations (Cont'd)

- d. Charcoal cartridges and particulate filters shall be changed at least once per 7 days and analyses shall be completed within 48 hours after changing (or after removal from sampler).
- e. Tritium grab samples shall be taken weekly from the spent fuel pool area whenever spent fuel is in the spent fuel pool.
- f. The ratio of the sample flow rate to the sampled stream flow rate shall be known for the time period covered by each dose or dose rate calculation made in accordance with Controls 2.2.2.1, 2.2.2.2, and 2.2.2.3.
- g. The principal gamma emitters for which the LLD specification applies exclusively are the following radionuclides: Kr-87, Kr-88, Xe-133, Xe-133m, Xe-135 and Xe-138 for gaseous emissions and Mn-54, Fe-59, Co-58, Co-60, Zn-65, Mo-99, Cs-137, Ce-141 and Ce-144 for particulate emissions. This list does not mean that only these nuclides are to be considered. Other gamma peaks that are identifiable, together with those of the above nuclides, shall also be analyzed and reported in the Annual Radioactive Effluent Release Report pursuant to TS 6.9.4.
- h. Applicable only when condenser vacuum is established. Sampling and analysis shall also be performed following shutdown, startup, or a THERMAL POWER change exceeding 15 percent of RATED THERMAL POWER within one hour unless (1) analysis shows that the DOSE EQUIVALENT I-131 concentration in the primary coolant has not increased more than a factor of 3; and (2) the noble gas activity monitor shows that effluent activity has not increased by more than a factor of 3.
- i. Gross Alpha, Sr-89, and Sr-90 analyses do not apply to the Fuel Handling Building ESF Air Treatment System.
- j. If the Condenser Vent Stack Continuous Iodine Sampler is unavailable, then alternate sampling equipment will be placed in service within 48 hours or a report will be prepared, and submitted within 30 days from the time the sampler is found or made inoperable, which identifies (a) the cause of the inoperability, (b) the action taken to restore representative sampling capability, (c) the action taken to prevent recurrence, and (d) quantification of the release via the pathway during the period and comparison to the limits prescribed by Control 2.2.2.1.b.
- k. Applicable only when condenser vacuum is established.
- l. Applicable when liquid radwaste is moved or processed within the facility. *(eq. includes recirculation, cleanup, transfers out of, within, or into Chemical Cleaning Building, etc.)*
- m. Iodine samples only required in the Chemical Cleaning Building when TMI-1 liquid radwaste is stored or processed in the facility.

1.2 TMI Liquid Effluent Release Points and Liquid Radiation Monitor Data

TMI-1 has two required liquid radiation monitors. These are RM-L6 and RM-L12. These liquid release point radiation monitors and sample points are shown in Table 1.1. (The TMI outfall radiation monitor, RM-L7, is also listed for information only.)

TMI-2 does not have any required liquid radiation monitors, but does utilize RM-L12, and RM-L7 for release of liquid waste.

1.2.1 RM-L6

RM-L6 is an off-line system, monitoring radioactive batch discharges from the TMI-1 liquid radwaste system (see Figure 1.1). These batch releases are sampled and analyzed per site procedures prior to release. The release rate is based on releasing one of two Waste Evaporator Condensate Storage Tanks (WECST) at a flow which will add less than 10%, of ten times the 10 CFR 20 concentrations [20% for H-3] to radionuclide concentrations in the unrestricted area, including ~~conservative default~~ ^{recent} values for Sr-89, Sr-90, and Fe-55.

The release flow rate used is the most restrictive of two flow rates calculated for each liquid batch release, per the approved plant procedure.

Two Dilution Factors (DF) are calculated to ultimately calculate the batch release flow rate. These two DF's are calculated to insure each radionuclide released to the unrestricted area is less than 10 percent of ten times the 10CFR20 radionuclide concentrations, (20% for H-3), and to ensure each liquid batch release boron concentration to the river will not exceed 0.7 ppm.

The maximum release flow rate is then calculated by dividing the most restrictive (largest) DF into 90 percent of the current dilution flow rate of the Mechanical Draft Cooling Tower (MDCT). This conservative flow rate is then multiplied by 0.9 for the allowable flow rate.

- **Calculation of the 10CFR20 concentration DF:**

$$DF_1 = \sum_i (SA_i) \div (10\% [20\% \text{ for H-3}] \text{ of ten times the 10CFR20 concentration})$$

SA = Specific Activity of each identified radionuclide

- **Calculation of Boron DF:**

$$DF_2 = \text{Actual Tank Boron Concentration} \div 0.7.$$

- **Maximum release flow rate calculation:**

$$\text{Max Flow} = [(\text{MDCT flow gpm} * 0.9) \div (\text{Most Restrictive DF})] * 0.9$$

The dilution flow rate used is the current flow rate at the site. The minimum dilution flow rate is 5000 gpm per the TMI-1 FSAR. This ensures this batch release will meet the following equation.

$$\Sigma(C_i/X_i) + (C_{H-3}/2X_{H-3}) \leq 0.1, \quad (\text{eq 1.2})$$

Where: C_i = diluted concentration of the i^{th} radionuclide, other than H-3

X_i = Ten times the concentration for that radionuclide in the unrestricted area (10 CFR 20, App. B, Table 2, Col. 2). A value of $3E-3 \mu\text{Ci/ml}$ for dissolved and entrained noble gases shall be used.

C_{H-3} = diluted concentration of H-3

X_{H-3} = Ten times the concentration for H-3 in the restricted area (10 CFR 20, App. B, Table 2, Col. 2).

The set points for RM-L6 are based on the maximum release rate (30 gpm), a minimum dilution flow (5000 gpm), and 25% of ten times the 10CFR20 concentration for Cs-137, which is the most limiting radionuclide at a concentration of $1.0E-5 \mu\text{Ci/ml}$. These inputs are used in Equation 1.1 to determine the RM-L-6 High Alarm setpoint for all radionuclides being released. A high alarm on RM-L-6 will close valve WDL-V-257 and terminate any WECST releases to the environment.

1.2.2 RM-L12

RM-L12 is an off-line system, monitoring periodic combined releases from the Industrial Waste Treatment System/Industrial Waste Filtration System (IWTS/IWFS). The input to IWTS/IWFS originates in TMI-2 sumps, (see Figures 1.1 and 1.2) and the TMI-1 Turbine Building sumps (see Figure 1.1). The set points are based on the maximum release rate from both IWTS and IWFS simultaneously, (see Figure 1.1) a minimum dilution flow rate, and 50% of ten times the 10CFR20 concentration for Cs-137, which is the most limiting radionuclide at a concentration of $1E-5 \mu\text{Ci/ml}$. These inputs are used in equation 1.1 to determine the RM-L12 High Alarm set point for all radionuclides being released. A high alarm on RM-L12 will close IWTS and IWFS release valves and trip release pumps to stop the release.

TABLE 1.2
TMI-2 Sump Capacities

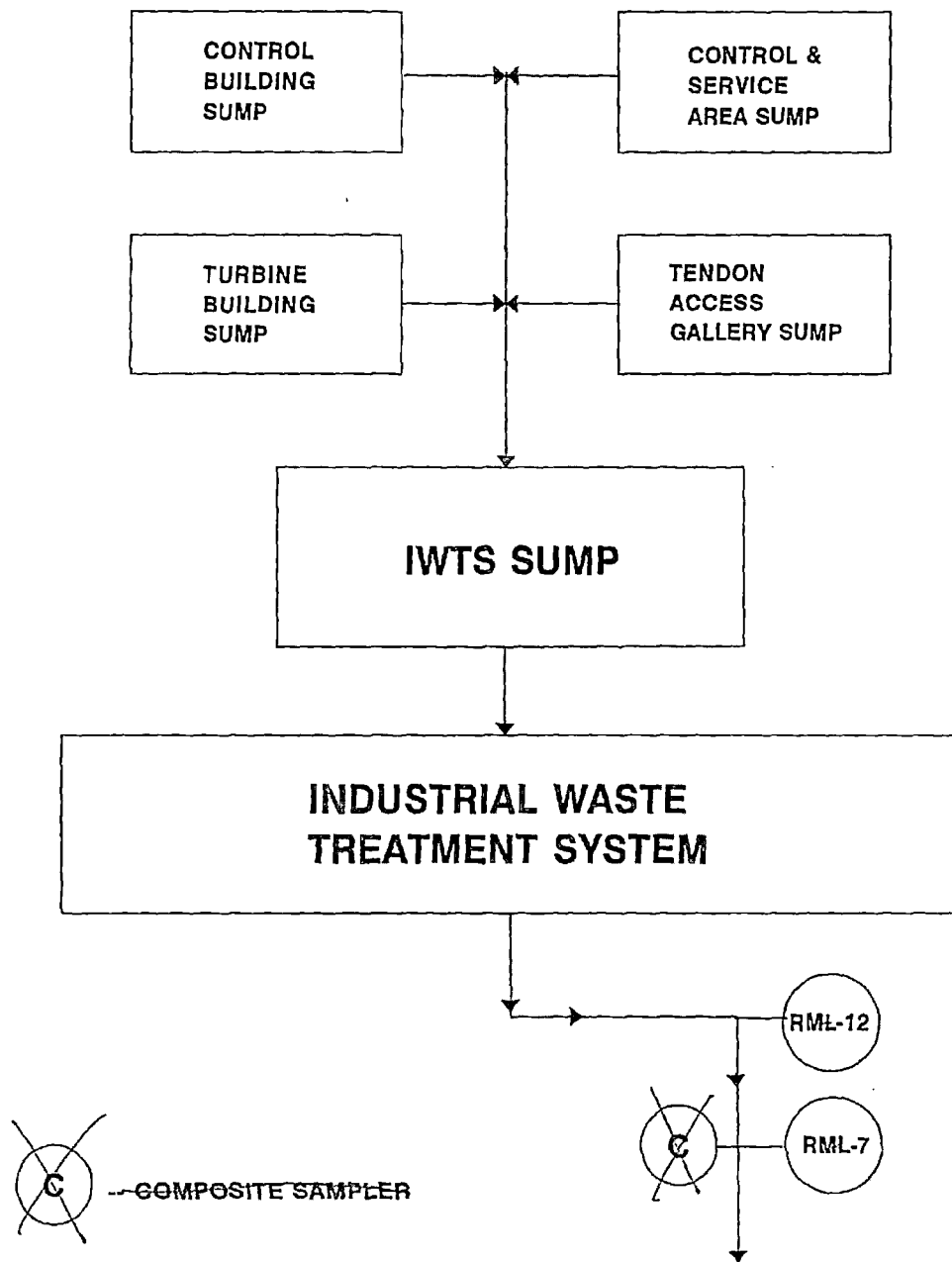
Sump	Total Capacity Gallons	Units Gallons per Inch
Turbine Building Sump	1346	22.43 gds/in
Circulating Water Pump House Sump	572	10.59
Control Building Area Sump	718	9.96 gds/in
Tendon Access Galley Sump	538	9.96 gds/in
Control Service Building Sump	1346	22.43 gds/in
Contaminated Drain Tank Room Sump	135	3.80
Chlorinator House Sump	---	---
Water Treatment Sump**	1615	22.43
Air Intake Tunnel Normal Sump	700	---
Air Intake Tunnel Emergency Sump	100000	8200 - 766.00 gds/in
Condensate Polisher Sump*	2617	62.31
Sludge Collection Sump**	1106	26.33
Heater Drain Sump	---	---
Solid Waste Staging Facility Sump	1476	24.00
Auxiliary Building Sump	10102	202.00
Decay Heat Vault Sump	479	10.00
Building Spray Vault Sump	479	10.00

* ~~Condensate Polisher Sump is deactivated and in PDMS condition.~~

** ~~The Water Treatment and Sludge Collection Sumps will be deactivated for PDMS.~~

FIGURE 1.2

TMI-2 Liquid Effluent Pathways



2.0 LIQUID EFFLUENT DOSE ASSESSMENT

2.1 Liquid Effluents - 10 CFR 50 Appendix I

The dose from liquid effluents results from the consumption of fish and drinking water. The location of the nearest potable water intake is PP&L Brunner Island Steam Electric Station located downstream of TMI. The use of the flow of the Susquehanna River as the dilution flow is justified based on the complete mixing in the river prior to the first potable water supply, adequately demonstrated by flume tracer die studies and additional liquid effluent release studies conducted using actual TMI-1 tritium releases. Other pathways contribute negligibly at Three Mile Island. The dose contribution from all radionuclides in liquid effluents released to the unrestricted area is calculated using the following expression:

$$\text{Dose } j = \sum_i (\Delta t) \times (C_i) \times \left[\left(AW_{ij} \times \frac{f}{FR} \right) + \left(AF_{ij} \times \frac{f}{FD} \times \frac{1}{DF} \right) \right] \quad (\text{eq 2.1})$$

Where:

Dose j = the cumulative dose commitment to the total body or any organ, j, from the liquid effluents for the total time period, in mrem.

Δt = the length of the time period of actual releases, over which C_i and f are averaged for all liquid releases, in hours.

C_i = the average concentration of radionuclide, i, in undiluted liquid effluent during time period Δt from any liquid release, in $\mu\text{Ci/ml}$.

NOTE: For Fe-55, Sr-89, Sr-90, prior to batch releases ~~conservative~~ recent composite concentration values will be used in the initial dose calculation. ~~based on similar past plant conditions. LLD values are not used in dose calculations.~~

f = undiluted liquid waste flow, in gpm.

FD = plant dilution water flowrate during the period of release, in gpm

FR = actual river flowrate during the period of release or average river lowrate for the month the release is occurring, in gpm.

DF = dilution factor as a result of mixing effects in the near field of the discharge structure of 0.2 (NUREG 0133) or taken to be 5 based on the inverse of 0.2.

AW_{ij} and AF_{ij} = the site-related ingestion dose commitment factor to the total body or any organ, j, for each identified principle gamma and beta emitter, in mrem/hr per $\mu\text{Ci/ml}$. AW is the factor for the water pathway and AF is the factor for the fish pathway.

Values for AW_{ij} are determined by the following equation:

$$AW_{ij} = (1.14E5) \times (U_w) \times (DF_{ij}) \quad (\text{eq 2.2})$$

Where:

$$1.14E5 = (1.0E6 \text{ pCi}/\mu\text{Ci}) \times (1.0E3 \text{ ml/kg}) \div (8760 \text{ hr/yr})$$

$U_w =$ Water consumption rate for ~~adults~~ ^{each age group based on Table E-5} ~~is 730 kg/yr~~ (Reg. Guide 1.109, Rev. 1).

$DF_{ij} =$ ingestion dose conversion factor for radionuclide, i , ~~for adults total body~~ and for "worst-case" organ, j , in mrem/pCi, from Table 2.1 (Reg. Guide 1.109)

Values for AF_{ij} are determined by the following equation:

$$AF_{ij} = (1.14E5) \times (U_f) \times (DF_{ij}) \times (BF_i) \quad (\text{eq 2.2.2})$$

where:

$1.14E5 =$ defined above

$U_f =$ ~~adult~~ ^{rate for each applicable age group based on Table E-5} fish consumption, ~~assumed to be 21 kg/yr~~ (Reg. Guide 1.109, Rev. 1).

$DF_{ij} =$ ingestion dose conversion factor for radionuclide, i , ~~for adult total body~~ and for "worst-case" organ, j , in mrem/pCi, from Table 2.1 (Reg. Guide 1.109, Rev. 1).

$BF_i =$ Bioaccumulation factor for radionuclide, i , in fish, in pCi/kg per pCi/L from Table 2.2 (Reg. Guide 1.109, Rev. 1).

2.2 TMI Liquid Radwaste System Dose Calcs Once Per Month

ODCM Part I Control 2.2.1.3 and TMI-2 PDMS Tech Spec Section 6.7.4.a.6 requires that appropriate portions of the liquid radwaste treatment system shall be used to reduce the radioactive materials in liquid wastes prior to their discharge when the monthly projected doses due to the liquid effluent releases from each unit to unrestricted areas would exceed 0.06 mrem to the total body or 0.2 mrem to any organ in any calendar month. The following calculational method is provided for performing this dose projection.

At least once per month, the total dose from all liquid releases for the quarter-to-date will be divided by the number of days into the quarter and multiplied by 31. Also, this dose projection shall include the estimated dose due to any anticipated unusual releases during the period for which the projection is made. If this projected dose exceeds 0.06 mrem total body or 0.2 mrem any organ, appropriate portions of the Liquid Radwaste Treatment System, as

defined in Section 3.1, shall be used to reduce radioactivity levels prior to release.

At the discretion of the ODCM Specialist, time periods other than the current quarter-to-date may be used to project doses if the dose per day in the current quarter-to-date is not believed to be representative of the dose per day projected for the next month.

~~2.3. Alternative Liquid Dose Calculational Methodology~~

delete

~~As an alternative, models in, or based upon, those presented in Regulatory Guide 1.109 (Rev. 1) may be used to make a comprehensive dose assessment. Default parameter values from Reg. Guide 1.109 (Rev. 1) and/or actual site specific data are used where applicable.~~

~~As an alternative dose calculational methodology TMI calculates doses using SEEDS (simplified environmental effluent dosimetry system).~~

~~The onsite and SEEDS calculational models use actual liquid release data with actual monthly Susquehanna River flow data to assess the dispersion of effluents in the river.~~

TABLE 2.1

Liquid Dose Conversion Factors (DCF): DF_{ij}

Page 1 of 3

Ingestion Dose Factors for Adults*

(MREM Per PCI Ingested)

*See attached
new tables for
Adult plus Teen, child,
and infant*

NUCLIDE		BONE	LIVER	T. BODY	THYROID	KIDNEY	LUNG	GI-LLI
H	3	NO DATA	1.05E-07	1.05E-07	1.05E-07	1.05E-07	1.05E-07	1.05E-07
C	14	2.84E-06	5.68E-07	5.68E-07	5.68E-07	5.68E-07	5.68E-07	5.68E-07
NA	24	1.70E-06	1.70E-06	1.70E-06	1.70E-06	1.70E-06	1.70E-06	1.70E-06
CR	51	NO DATA	NO DATA	2.66E-09	1.59E-09	5.86E-10	3.53E-09	6.69E-07
MN	54	NO DATA	4.57E-06	8.72E-07	NO DATA	1.36E-06	NO DATA	1.40E-05
MN	56	NO DATA	1.15E-07	2.04E-08	NO DATA	1.46E-07	NO DATA	3.67E-06
FE	55	2.75E-06	1.90E-06	4.43E-07	NO DATA	NO DATA	1.06E-06	1.09E-06
FE	59	4.34E-06	1.02E-05	3.91E-06	NO DATA	NO DATA	2.85E-06	3.40E-05
CO	58	NO DATA	7.45E-07	1.67E-06	NO DATA	NO DATA	NO DATA	1.51E-05
CO	60	NO DATA	2.14E-06	4.72E-06	NO DATA	NO DATA	NO DATA	4.02E-05
NI	63	1.30E-04	9.01E-06	4.36E-06	NO DATA	NO DATA	NO DATA	1.88E-06
NI	65	5.28E-07	6.86E-08	3.13E-08	NO DATA	NO DATA	NO DATA	1.74E-06
CU	64	NO DATA	8.33E-08	3.91E-08	NO DATA	2.10E-07	NO DATA	7.10E-06
ZN	65	4.84E-06	1.54E-05	6.96E-06	NO DATA	1.03E-05	NO DATA	9.70E-06
ZN	69	1.03E-08	1.97E-08	1.37E-09	NO DATA	1.28E-08	NO DATA	2.96E-09
BR	83	NO DATA	NO DATA	4.02E-08	NO DATA	NO DATA	NO DATA	5.79E-08
BR	84	NO DATA	NO DATA	5.21E-08	NO DATA	NO DATA	NO DATA	4.09E-13
BR	85	NO DATA	NO DATA	2.14E-09	NO DATA	NO DATA	NO DATA	1.7E-24
RB	86	NO DATA	2.11E-05	9.83E-06	NO DATA	NO DATA	NO DATA	4.16E-06
RB	88	NO DATA	6.05E-08	3.21E-08	NO DATA	NO DATA	NO DATA	8.36E-19
RB	89	NO DATA	4.01E-08	2.82E-08	NO DATA	NO DATA	NO DATA	2.33E-21
SR	89	3.08E-04	NO DATA	8.84E-06	NO DATA	NO DATA	NO DATA	4.94E-05
SR	90	7.58E-03	NO DATA	1.86E-03	NO DATA	NO DATA	NO DATA	2.19E-04
SR	91	5.67E-06	NO DATA	2.29E-07	NO DATA	NO DATA	NO DATA	2.70E-05
SR	92	2.15E-06	NO DATA	9.30E-08	NO DATA	NO DATA	NO DATA	4.26E-05
Y	90	9.62E-09	NO DATA	2.58E-10	NO DATA	NO DATA	NO DATA	1.02E-04

TABLE 2.1

Liquid Dose Conversion Factors (DCF): DF_{ij}

Page 2 of 3

Ingestion Dose Factors for Adults*

(MREM Per PCI Ingested)

NUCLIDE		<u>BONE</u>	<u>LIVER</u>	<u>T. BODY</u>	<u>THYROID</u>	<u>KIDNEY</u>	<u>LUNG</u>	<u>GI-LLI</u>
Y	91M	9.09E-11	NO DATA	3.52E-12	NO DATA	NO DATA	NO DATA	2.67E-10
Y	91	1.41E-07	NO DATA	3.77E-09	NO DATA	NO DATA	NO DATA	7.76E-05
Y	92	8.45E-10	NO DATA	2.47E-11	NO DATA	NO DATA	NO DATA	1.48E-05
Y	93	2.68E-09	NO DATA	7.40E-11	NO DATA	NO DATA	NO DATA	8.50E-05
ZR	95	3.04E-08	9.75E-09	6.60E-09	NO DATA	1.53E-08	NO DATA	3.09E-05
ZR	97	1.68E-09	3.39E-10	1.55E-10	NO DATA	5.12E-10	NO DATA	1.05E-04
NB	95	6.22E-09	3.46E-09	1.86E-09	NO DATA	3.42E-09	NO DATA	2.10E-05
MO	99	NO DATA	4.31E-06	8.20E-07	NO DATA	9.76E-06	NO DATA	9.99E-06
TC	99M	2.47E-10	6.98E-10	8.89E-09	NO DATA	1.06E-08	3.42E-10	4.13E-07
TC	101	2.54E-10	3.66E-10	3.59E-09	NO DATA	6.59E-09	1.87E-10	1.10E-21
RU	103	1.85E-07	NO DATA	7.97E-08	NO DATA	7.06E-07	NO DATA	2.16E-05
RU	105	1.54E-08	NO DATA	6.08E-09	NO DATA	1.99E-07	NO DATA	9.42E-06
RU	106	2.75E-06	NO DATA	3.48E-07	NO DATA	5.31E-06	NO DATA	1.78E-04
AG	110M	1.60E-07	1.48E-07	8.79E-08	NO DATA	2.91E-07	NO DATA	6.04E-05
SB	125	1.79E-06	2.00E-08	4.26E-07	1.82E-09	0.0	1.38E-06	1.97E-05
TE	125M	2.68E-06	9.71E-07	3.59E-07	8.06E-07	1.09E-05	NO DATA	1.07E-05
TE	127M	6.77E-06	2.42E-06	8.25E-07	1.73E-06	2.75E-05	NO DATA	2.27E-05
TE	127	1.10E-07	3.95E-08	2.38E-08	8.15E-08	4.48E-07	NO DATA	8.68E-06
TE	129M	1.15E-05	4.29E-06	1.82E-06	3.95E-06	4.80E-05	NO DATA	5.79E-05
TE	129	3.14E-08	1.18E-08	7.65E-09	2.41E-08	1.32E-07	NO DATA	2.37E-08
TE	131M	1.73E-06	8.46E-07	7.05E-07	1.34E-06	8.57E-06	NO DATA	8.40E-05
TE	131	1.97E-08	8.23E-09	6.22E-09	1.62E-08	8.63E-08	NO DATA	2.79E-09
TE	132	2.52E-06	1.63E-06	1.53E-06	1.80E-06	1.57E-05	NO DATA	7.71E-05
I	130	7.56E-07	2.23E-06	8.80E-07	1.89E-04	3.48E-06	NO DATA	1.92E-06
I	131	4.16E-06	5.95E-06	3.41E-06	1.95E-03	1.02E-05	NO DATA	1.57E-06
I	132	2.03E-07	5.43E-07	1.90E-07	1.90E-05	8.65E-07	NO DATA	1.02E-07
I	133	1.42E-06	2.47E-06	7.53E-07	3.63E-04	4.31E-06	NO DATA	2.22E-06
I	134	1.06E-07	2.88E-07	1.03E-07	4.99E-06	4.58E-07	NO DATA	2.51E-10

TABLE 2.1

Liquid Dose Conversion Factors (DCF): DF_{ij}

Page 3 of 3

Ingestion Dose Factors for Adults*

(MREM Per PCI Ingested)

NUCLIDE		BONE	LIVER	T. BODY	THYROID	KIDNEY	LUNG	GI-LLI
I	135	4.43E-07	1.16E-06	4.28E-07	7.65E-05	1.86E-06	NO DATA	1.31E-06
CS	134	6.22E-05	1.48E-04	1.21E-04	NO DATA	4.79E-05	1.59E-05	2.59E-06
CS	136	6.51E-06	2.57E-05	1.85E-05	NO DATA	1.43E-05	1.96E-06	2.92E-06
CS	137	7.97E-05	1.09E-04	7.14E-05	NO DATA	3.70E-05	1.23E-05	2.11E-06
CS	138	5.52E-08	1.09E-07	5.40E-08	NO DATA	8.01E-08	7.91E-09	4.65E-13
BA	139	9.70E-08	6.91E-11	2.84E-09	NO DATA	6.46E-11	3.92E-11	1.72E-07
BA	140	2.03E-05	2.55E-08	1.33E-06	NO DATA	8.67E-09	1.46E-08	4.18E-05
BA	141	4.71E-08	3.56E-11	1.59E-09	NO DATA	3.31E-11	2.02E-11	2.22E-17
BA	142	2.13E-08	2.19E-11	1.34E-09	NO DATA	1.85E-11	1.24E-11	3.00E-26
LA	140	2.50E-09	1.26E-09	3.33E-10	NO DATA	NO DATA	NO DATA	9.25E-05
LA	142	1.28E-10	5.82E-11	1.45E-11	NO DATA	NO DATA	NO DATA	4.25E-07
CE	141	9.36E-09	6.33E-09	7.18E-10	NO DATA	2.94E-09	NO DATA	2.42E-05
CE	143	1.65E-09	1.22E-06	1.35E-10	NO DATA	5.37E-10	NO DATA	4.56E-05
CE	144	4.88E-07	2.04E-07	2.62E-08	NO DATA	1.21E-07	NO DATA	1.65E-04
PR	143	9.20E-09	3.69E-09	4.56E-10	NO DATA	2.13E-09	NO DATA	4.03E-05
PR	144	3.01E-11	1.25E-11	1.53E-12	NO DATA	7.05E-12	NO DATA	4.33E-18
ND	147	6.29E-09	7.27E-09	4.35E-10	NO DATA	4.25E-09	NO DATA	3.49E-05
W	187	1.03E-07	8.61E-08	3.01E-08	NO DATA	NO DATA	NO DATA	2.82E-05
NP	239	1.19E-09	1.17E-10	6.45E-11	NO DATA	3.65E-10	NO DATA	2.40E-05

* Dose factors of internal exposure are for continuous intake over a one-year period and include the dose commitment over a 50-year period; from Reg. Guide 1.109 (Rev. 1). Additional dose factors for nuclides not included in this table may be obtained from NUREG-0172.

replace

INGESTION DOSE FACTORS FOR ADULTS

(mrem per pCi ingested)

Nuclide	Bone	Liver	T Body	Thyroid	Kidney	Lung	GI-LLI
H-3	0.00E+00	1.05E-07	1.05E-07	1.05E-07	1.05E-07	1.05E-07	1.05E-07
C-14(inorg)	2.84E-06	5.68E-07	5.68E-07	5.68E-07	5.68E-07	5.68E-07	5.68E-07
NA-22	1.74E-05	1.74E-05	1.74E-05	1.74E-05	1.74E-05	1.74E-05	1.74E-05
NA-24	1.70E-06	1.70E-06	1.70E-06	1.70E-06	1.70E-06	1.70E-06	1.70E-06
P-32	1.93E-04	1.20E-05	7.46E-06	0.00E+00	0.00E+00	0.00E+00	2.17E-05
CA-41	1.85E-04	0.00E+00	2.00E-05	0.00E+00	0.00E+00	0.00E+00	1.84E-07
SC-46	5.51E-09	1.07E-08	3.11E-09	0.00E+00	9.99E-09	0.00E+00	5.21E-05
CR-51	0.00E+00	0.00E+00	2.66E-09	1.59E-09	5.86E-10	3.53E-09	6.69E-07
MN-54	0.00E+00	4.57E-06	8.72E-07	0.00E+00	1.36E-06	0.00E+00	1.40E-05
FE-55	2.75E-06	1.90E-06	4.43E-07	0.00E+00	0.00E+00	1.06E-06	1.09E-06
MN-56	0.00E+00	1.15E-07	2.04E-08	0.00E+00	1.46E-07	0.00E+00	3.67E-06
CO-57	0.00E+00	1.75E-07	2.91E-07	0.00E+00	0.00E+00	0.00E+00	4.44E-06
CO-58	0.00E+00	7.45E-07	1.67E-06	0.00E+00	0.00E+00	0.00E+00	1.51E-05
FE-59	4.34E-06	1.02E-05	3.91E-06	0.00E+00	0.00E+00	2.85E-06	3.40E-05
CO-60	0.00E+00	2.14E-06	4.72E-06	0.00E+00	0.00E+00	0.00E+00	4.02E-05
NI-59	9.76E-06	3.35E-06	1.63E-06	0.00E+00	0.00E+00	0.00E+00	6.90E-07
NI-63	1.30E-04	9.01E-06	4.36E-06	0.00E+00	0.00E+00	0.00E+00	1.88E-06
CU-64	0.00E+00	8.33E-08	3.91E-08	0.00E+00	2.10E-07	0.00E+00	7.10E-06
NI-65	5.28E-07	6.86E-08	3.13E-08	0.00E+00	0.00E+00	0.00E+00	1.74E-06
ZN-65	4.84E-06	1.54E-05	6.96E-06	0.00E+00	1.03E-05	0.00E+00	9.70E-06
ZN-69M	1.70E-07	4.08E-07	3.73E-08	0.00E+00	2.47E-07	0.00E+00	2.49E-05
ZN-69	1.03E-08	1.97E-08	1.37E-09	0.00E+00	1.28E-08	0.00E+00	2.96E-09
SE-79	0.00E+00	2.63E-06	4.39E-07	0.00E+00	4.55E-06	0.00E+00	5.38E-07
BR-82	0.00E+00	0.00E+00	2.26E-06	0.00E+00	0.00E+00	0.00E+00	2.59E-06
BR-83	0.00E+00	0.00E+00	4.02E-08	0.00E+00	0.00E+00	0.00E+00	5.79E-08
BR-84	0.00E+00	0.00E+00	5.21E-08	0.00E+00	0.00E+00	0.00E+00	4.09E-13
BR-85	0.00E+00	0.00E+00	2.14E-09	0.00E+00	0.00E+00	0.00E+00	0.00E+00
RB-86	0.00E+00	2.11E-05	9.83E-06	0.00E+00	0.00E+00	0.00E+00	4.16E-06
RB-87	0.00E+00	1.23E-05	4.28E-06	0.00E+00	0.00E+00	0.00E+00	5.76E-07
RB-88	0.00E+00	6.05E-08	3.21E-08	0.00E+00	0.00E+00	0.00E+00	8.36E-19
RB-89	0.00E+00	4.01E-08	2.82E-08	0.00E+00	0.00E+00	0.00E+00	2.33E-21
SR-89	3.08E-04	0.00E+00	8.84E-06	0.00E+00	0.00E+00	0.00E+00	4.94E-05
SR-90	7.58E-03	0.00E+00	1.86E-03	0.00E+00	0.00E+00	0.00E+00	2.19E-04
Y-90	9.62E-09	0.00E+00	2.58E-10	0.00E+00	0.00E+00	0.00E+00	1.02E-04
SR-91	5.67E-06	0.00E+00	2.29E-07	0.00E+00	0.00E+00	0.00E+00	2.70E-05
Y-91M	9.09E-11	0.00E+00	3.52E-12	0.00E+00	0.00E+00	0.00E+00	2.67E-10
Y-91	1.41E-07	0.00E+00	3.77E-09	0.00E+00	0.00E+00	0.00E+00	7.76E-05
SR-92	2.15E-06	0.00E+00	9.30E-08	0.00E+00	0.00E+00	0.00E+00	4.26E-05
Y-92	8.45E-10	0.00E+00	2.47E-11	0.00E+00	0.00E+00	0.00E+00	1.48E-05
Y-93	2.68E-09	0.00E+00	7.40E-11	0.00E+00	0.00E+00	0.00E+00	8.50E-05
NB-93M	2.55E-08	8.32E-09	2.05E-09	0.00E+00	9.57E-09	0.00E+00	3.84E-06
NB-95	6.22E-09	3.46E-09	1.86E-09	0.00E+00	3.42E-09	0.00E+00	2.10E-05
NB-97	5.22E-11	1.32E-11	4.82E-12	0.00E+00	1.54E-11	0.00E+00	4.87E-08
ZR-93	4.18E-08	2.34E-09	1.09E-09	0.00E+00	8.87E-09	0.00E+00	2.43E-06
ZR-95	3.04E-08	9.75E-09	6.60E-09	0.00E+00	1.53E-08	0.00E+00	3.09E-05
ZR-97	1.68E-09	3.39E-10	1.55E-10	0.00E+00	5.12E-10	0.00E+00	1.05E-04
MO-93	0.00E+00	7.51E-06	2.03E-07	0.00E+00	2.13E-06	0.00E+00	1.22E-06
MO-99	0.00E+00	4.31E-06	8.20E-07	0.00E+00	9.76E-06	0.00E+00	9.99E-06
TC-99	1.25E-07	1.86E-07	5.02E-08	0.00E+00	2.34E-06	1.58E-08	6.08E-06

TC-99M	2.47E-10	6.98E-10	8.89E-09	0.00E+00	1.06E-08	3.42E-10	4.13E-07
TC-101	2.54E-10	3.66E-10	3.59E-09	0.00E+00	6.59E-09	1.87E-10	1.10E-21
RU-103	1.85E-07	0.00E+00	7.97E-08	0.00E+00	7.06E-07	0.00E+00	2.16E-05
RU-105	1.54E-08	0.00E+00	6.08E-09	0.00E+00	1.99E-07	0.00E+00	9.42E-06
RU-106	2.75E-06	0.00E+00	3.48E-07	0.00E+00	5.31E-06	0.00E+00	1.78E-04
RH-105	1.21E-07	8.85E-08	5.83E-08	0.00E+00	3.76E-07	0.00E+00	1.41E-05
PD-107	0.00E+00	1.47E-07	9.40E-09	0.00E+00	1.32E-06	0.00E+00	9.11E-07
PD-109	0.00E+00	1.77E-07	3.99E-08	0.00E+00	1.01E-06	0.00E+00	1.96E-05
AG-110M	1.60E-07	1.48E-07	8.79E-08	0.00E+00	2.91E-07	0.00E+00	6.04E-05
AG-111	5.81E-08	2.43E-08	1.21E-08	0.00E+00	7.84E-08	0.00E+00	4.46E-05
CD-113M	0.00E+00	3.18E-06	1.02E-07	0.00E+00	3.50E-06	0.00E+00	2.56E-05
CD-115M	0.00E+00	1.84E-06	5.87E-08	0.00E+00	1.46E-06	0.00E+00	7.74E-05
SN-123	3.11E-05	5.15E-07	7.59E-07	4.38E-07	0.00E+00	0.00E+00	6.33E-05
SN-125	8.33E-06	1.68E-07	3.78E-07	1.39E-07	0.00E+00	0.00E+00	1.04E-04
SN-126	8.45E-05	1.67E-06	2.40E-06	4.92E-07	0.00E+00	0.00E+00	2.43E-05
SB-124	2.80E-06	5.29E-08	1.11E-06	6.79E-09	0.00E+00	2.18E-06	7.95E-05
SB-125	1.79E-06	2.00E-08	4.26E-07	1.82E-09	0.00E+00	1.38E-06	1.97E-05
SB-126	1.15E-06	2.34E-08	4.15E-07	7.04E-09	0.00E+00	7.05E-07	9.40E-05
SB-127	2.58E-07	5.65E-09	9.90E-08	3.10E-09	0.00E+00	1.53E-07	5.90E-05
TE-125M	2.68E-06	9.71E-07	3.59E-07	8.06E-07	1.09E-05	0.00E+00	1.07E-05
TE-127M	6.77E-06	2.42E-06	8.25E-07	1.73E-06	2.75E-05	0.00E+00	2.27E-05
TE-127	1.10E-07	3.95E-08	2.38E-08	8.15E-08	4.48E-07	0.00E+00	8.68E-06
TE-129M	1.15E-05	4.29E-06	1.82E-06	3.95E-06	4.80E-05	0.00E+00	5.79E-05
TE-129	3.14E-08	1.18E-08	7.65E-09	2.41E-08	1.32E-07	0.00E+00	2.37E-08
TE-133M	4.62E-08	2.70E-08	2.60E-08	3.91E-08	2.67E-07	0.00E+00	9.26E-09
TE-134	3.24E-08	2.12E-08	1.30E-08	2.83E-08	2.05E-07	0.00E+00	3.59E-11
I-129	3.27E-06	2.81E-06	9.21E-06	7.23E-03	6.04E-06	0.00E+00	4.44E-07
I-130	7.56E-07	2.23E-06	8.80E-07	1.89E-04	3.48E-06	0.00E+00	1.92E-06
I-131	4.16E-06	5.95E-06	3.41E-06	1.95E-03	1.02E-05	0.00E+00	1.57E-06
TE-131M	1.73E-06	8.46E-07	7.05E-07	1.34E-06	8.57E-06	0.00E+00	8.40E-05
TE-131	1.97E-08	8.23E-09	6.22E-09	1.62E-08	8.63E-08	0.00E+00	2.79E-09
I-132	2.03E-07	5.43E-07	1.90E-07	1.90E-05	8.65E-07	0.00E+00	1.02E-07
TE-132	2.52E-06	1.63E-06	1.53E-06	1.80E-06	1.57E-05	0.00E+00	7.71E-05
I-133	1.42E-06	2.47E-06	7.53E-07	3.63E-04	4.31E-06	0.00E+00	2.22E-06
CS-134M	2.13E-08	4.48E-08	2.29E-08	0.00E+00	2.43E-08	3.83E-09	1.58E-08
CS-134	6.22E-05	1.48E-04	1.21E-04	0.00E+00	4.79E-05	1.59E-05	2.59E-06
I-134	1.06E-07	2.88E-07	1.03E-07	4.99E-06	4.58E-07	0.00E+00	2.51E-10
I-135	4.43E-07	1.16E-06	4.28E-07	7.65E-05	1.86E-06	0.00E+00	1.31E-06
CS-135	1.95E-05	1.80E-05	7.99E-06	0.00E+00	6.81E-06	2.04E-06	4.21E-07
CS-136	6.51E-06	2.57E-05	1.85E-05	0.00E+00	1.43E-05	1.96E-06	2.92E-06
CS-137	7.97E-05	1.09E-04	7.14E-05	0.00E+00	3.70E-05	1.23E-05	2.11E-06
CS-138	5.52E-08	1.09E-07	5.40E-08	0.00E+00	8.01E-08	7.91E-09	4.65E-13
CS-139	3.41E-08	5.08E-08	1.85E-08	0.00E+00	4.07E-08	3.70E-09	1.10E-30
BA-139	9.70E-08	6.91E-11	2.84E-09	0.00E+00	6.46E-11	3.92E-11	1.72E-07
BA-140	2.03E-05	2.55E-08	1.33E-06	0.00E+00	8.67E-09	1.46E-08	4.18E-05
LA-140	2.50E-09	1.26E-09	3.33E-10	0.00E+00	0.00E+00	0.00E+00	9.25E-05
BA-141	4.71E-08	3.56E-11	1.59E-09	0.00E+00	3.31E-11	2.02E-11	2.22E-17
LA-141	3.19E-10	9.90E-11	1.62E-11	0.00E+00	0.00E+00	0.00E+00	1.18E-05
CE-141	9.36E-09	6.33E-09	7.18E-10	0.00E+00	2.94E-09	0.00E+00	2.42E-05
BA-142	2.13E-08	2.19E-11	1.34E-09	0.00E+00	1.85E-11	1.24E-11	3.00E-26
LA-142	1.28E-10	5.82E-11	1.45E-11	0.00E+00	0.00E+00	0.00E+00	4.25E-07
CE-143	1.65E-09	1.22E-06	1.35E-10	0.00E+00	5.37E-10	0.00E+00	4.56E-05
PR-143	9.20E-09	3.69E-09	4.56E-10	0.00E+00	2.13E-09	0.00E+00	4.03E-05

CE-144	4.88E-07	2.04E-07	2.62E-08	0.00E+00	1.21E-07	0.00E+00	1.65E-04
PR-144	3.01E-11	1.25E-11	1.53E-12	0.00E+00	7.05E-12	0.00E+00	4.33E-18
ND-147	6.29E-09	7.27E-09	4.35E-10	0.00E+00	4.25E-09	0.00E+00	3.49E-05
PM-147	7.54E-08	7.09E-09	2.87E-09	0.00E+00	1.34E-08	0.00E+00	8.93E-06
PM-148M	3.07E-08	7.95E-09	6.08E-09	0.00E+00	1.20E-08	0.00E+00	6.74E-05
PM-148	7.17E-09	1.19E-09	5.99E-10	0.00E+00	2.25E-09	0.00E+00	9.35E-05
PM-149	1.52E-09	2.15E-10	8.78E-11	0.00E+00	4.06E-10	0.00E+00	4.03E-05
PM-151	6.97E-10	1.17E-10	5.91E-11	0.00E+00	2.09E-10	0.00E+00	3.22E-05
SM-151	6.90E-08	1.19E-08	2.85E-09	0.00E+00	1.33E-08	0.00E+00	5.25E-06
SM-153	8.57E-10	7.15E-10	5.22E-11	0.00E+00	2.31E-10	0.00E+00	2.55E-05
EU-152	1.95E-07	4.44E-08	3.90E-08	0.00E+00	2.75E-07	0.00E+00	2.56E-05
EU-154	6.15E-07	7.56E-08	5.38E-08	0.00E+00	3.62E-07	0.00E+00	5.48E-05
EU-155	8.60E-08	1.22E-08	7.87E-09	0.00E+00	5.63E-08	0.00E+00	9.60E-06
EU-156	1.37E-08	1.06E-08	1.71E-09	0.00E+00	7.08E-09	0.00E+00	7.26E-05
TB-160	4.70E-08	0.00E+00	5.86E-09	0.00E+00	1.94E-08	0.00E+00	4.33E-05
HO-166M	2.70E-07	8.43E-08	6.40E-08	0.00E+00	1.26E-07	0.00E+00	2.56E-05
W-181	9.91E-09	3.23E-09	3.46E-10	0.00E+00	0.00E+00	0.00E+00	3.68E-07
W-185	4.05E-07	1.35E-07	1.42E-08	0.00E+00	0.00E+00	0.00E+00	1.56E-05
W-187	1.03E-07	8.61E-08	3.01E-08	0.00E+00	0.00E+00	0.00E+00	2.82E-05
NP-239	1.19E-09	1.17E-10	6.45E-11	0.00E+00	3.65E-10	0.00E+00	2.40E-05
U-232	4.13E-03	0.00E+00	2.95E-04	0.00E+00	4.47E-04	0.00E+00	6.78E-05
U-233	8.71E-04	0.00E+00	5.28E-05	0.00E+00	2.03E-04	0.00E+00	6.27E-05
U-234	8.36E-04	0.00E+00	5.17E-05	0.00E+00	1.99E-04	0.00E+00	6.14E-05
U-235	8.01E-04	0.00E+00	4.86E-05	0.00E+00	1.87E-04	0.00E+00	7.81E-05
U-236	8.01E-04	0.00E+00	4.96E-05	0.00E+00	1.91E-04	0.00E+00	5.76E-05
U-237	5.52E-08	0.00E+00	1.47E-08	0.00E+00	2.27E-07	0.00E+00	1.94E-05
U-238	7.67E-04	0.00E+00	4.54E-05	0.00E+00	1.75E-04	0.00E+00	5.50E-05
NP-237	1.26E-03	8.96E-05	5.54E-05	0.00E+00	4.12E-04	0.00E+00	7.94E-05
NP-238	1.37E-08	3.69E-10	2.13E-10	0.00E+00	1.25E-09	0.00E+00	3.43E-05
PU-238	6.30E-04	7.98E-05	1.71E-05	0.00E+00	7.32E-05	0.00E+00	7.30E-05
PU-239	7.25E-04	8.71E-05	1.91E-05	0.00E+00	8.11E-05	0.00E+00	6.66E-05
PU-240	7.24E-04	8.70E-05	1.91E-05	0.00E+00	8.10E-05	0.00E+00	6.78E-05
PU-241	1.57E-05	7.45E-07	3.32E-07	0.00E+00	1.53E-06	0.00E+00	1.40E-06
PU-242	6.72E-04	8.39E-05	1.84E-05	0.00E+00	7.81E-05	0.00E+00	6.53E-05
PU-244	7.84E-04	9.61E-05	2.11E-05	0.00E+00	8.95E-05	0.00E+00	9.73E-05
AM-241	7.55E-04	7.05E-04	5.41E-05	0.00E+00	4.07E-04	0.00E+00	7.42E-05
AM-242M	7.61E-04	6.63E-04	5.43E-05	0.00E+00	4.05E-04	0.00E+00	9.34E-05
AM-243	7.54E-04	6.90E-04	5.30E-05	0.00E+00	3.99E-04	0.00E+00	8.70E-05
CM-242	2.06E-05	2.19E-05	1.37E-06	0.00E+00	6.22E-06	0.00E+00	7.92E-05
CM-243	5.99E-04	5.49E-04	3.75E-05	0.00E+00	1.75E-04	0.00E+00	7.81E-05
CM-244	4.56E-04	4.27E-04	2.87E-05	0.00E+00	1.34E-04	0.00E+00	7.55E-05
CM-245	9.38E-04	8.17E-04	5.76E-05	0.00E+00	2.69E-04	0.00E+00	7.04E-05
CM-246	9.30E-04	8.16E-04	5.75E-05	0.00E+00	2.68E-04	0.00E+00	6.91E-05
CM-247	9.07E-04	8.04E-04	5.67E-05	0.00E+00	2.64E-04	0.00E+00	9.09E-05
CM-248	7.54E-03	6.63E-03	4.67E-04	0.00E+00	2.18E-03	0.00E+00	1.47E-03
CF-252	2.61E-04	0.00E+00	6.29E-06	0.00E+00	0.00E+00	0.00E+00	2.88E-04

TC-99M	3.32E-10	9.26E-10	1.20E-08	0.00E+00	1.38E-08	5.14E-10	6.08E-07
TC-101	3.60E-10	5.12E-10	5.03E-09	0.00E+00	9.26E-09	3.12E-10	8.75E-17
RU-103	2.55E-07	0.00E+00	1.09E-07	0.00E+00	8.99E-07	0.00E+00	2.13E-05
RU-105	2.18E-08	0.00E+00	8.46E-09	0.00E+00	2.75E-07	0.00E+00	1.76E-05
RU-106	3.92E-06	0.00E+00	4.94E-07	0.00E+00	7.56E-06	0.00E+00	1.88E-04
RH-105	1.73E-07	1.25E-07	8.20E-08	0.00E+00	5.31E-07	0.00E+00	1.59E-05
PD-107	0.00E+00	2.08E-07	1.34E-08	0.00E+00	1.88E-06	0.00E+00	9.66E-07
PD-109	0.00E+00	2.51E-07	5.70E-08	0.00E+00	1.45E-06	0.00E+00	2.53E-05
AG-110M	2.05E-07	1.94E-07	1.18E-07	0.00E+00	3.70E-07	0.00E+00	5.45E-05
AG-111	8.29E-08	3.44E-08	1.73E-08	0.00E+00	1.12E-07	0.00E+00	4.80E-05
CD-113M	0.00E+00	4.51E-06	1.45E-07	0.00E+00	4.99E-06	0.00E+00	2.71E-05
CD-115M	0.00E+00	2.60E-06	8.39E-08	0.00E+00	2.08E-06	0.00E+00	8.23E-05
SN-123	4.44E-05	7.29E-07	1.08E-06	5.84E-07	0.00E+00	0.00E+00	6.71E-05
SN-125	1.19E-05	2.37E-07	5.37E-07	1.86E-07	0.00E+00	0.00E+00	1.12E-04
SN-126	1.16E-04	2.16E-06	3.30E-06	5.69E-07	0.00E+00	0.00E+00	2.58E-05
SB-124	3.87E-06	7.13E-08	1.51E-06	8.78E-09	0.00E+00	3.38E-06	7.80E-05
SB-125	2.48E-06	2.71E-08	5.80E-07	2.37E-09	0.00E+00	2.18E-06	1.93E-05
SB-126	1.59E-06	3.25E-08	5.71E-07	8.99E-09	0.00E+00	1.14E-06	9.41E-05
SB-127	3.63E-07	7.76E-09	1.37E-07	4.08E-09	0.00E+00	2.47E-07	6.16E-05
TE-125M	3.83E-06	1.38E-06	5.12E-07	1.07E-06	0.00E+00	0.00E+00	1.13E-05
TE-127M	9.67E-06	3.43E-06	1.15E-06	2.30E-06	3.92E-05	0.00E+00	2.41E-05
TE-127	1.58E-07	5.60E-08	3.40E-08	1.09E-07	6.40E-07	0.00E+00	1.22E-05
TE-129M	1.63E-05	6.05E-06	2.58E-06	5.26E-06	6.82E-05	0.00E+00	6.12E-05
TE-129	4.48E-08	1.67E-08	1.09E-08	3.20E-08	1.88E-07	0.00E+00	2.45E-07
TE-133M	6.44E-08	3.66E-08	3.56E-08	5.11E-08	3.62E-07	0.00E+00	1.48E-07
TE-134	4.47E-08	2.87E-08	3.00E-08	3.67E-08	2.74E-07	0.00E+00	1.66E-09
I-129	4.66E-06	3.92E-06	6.54E-06	4.77E-03	7.01E-06	0.00E+00	4.57E-07
I-130	1.03E-06	2.98E-06	1.19E-06	2.43E-04	4.59E-06	0.00E+00	2.29E-06
I-131	5.85E-06	8.19E-06	4.40E-06	2.39E-03	1.41E-05	0.00E+00	1.62E-06
TE-131M	2.44E-06	1.17E-06	9.76E-07	1.76E-06	1.22E-05	0.00E+00	9.39E-05
TE-131	2.79E-08	1.15E-08	8.72E-09	2.15E-08	1.22E-07	0.00E+00	2.29E-09
I-132	2.79E-07	7.30E-07	2.62E-07	2.46E-05	1.15E-06	0.00E+00	3.18E-07
TE-132	3.49E-06	2.21E-06	2.08E-06	2.33E-06	2.12E-05	0.00E+00	7.00E-05
I-133	2.01E-06	3.41E-06	1.04E-06	4.76E-04	5.98E-06	0.00E+00	2.58E-06
CS-134M	2.94E-08	6.09E-08	3.13E-08	0.00E+00	3.39E-08	5.95E-09	4.05E-08
CS-134	8.37E-05	1.97E-04	9.14E-05	0.00E+00	6.26E-05	2.39E-05	2.45E-06
I-134	1.46E-07	3.87E-07	1.39E-07	6.45E-06	6.10E-07	0.00E+00	5.10E-09
I-135	6.10E-07	1.57E-06	5.82E-07	1.01E-04	2.48E-06	0.00E+00	1.74E-06
CS-135	2.78E-05	2.55E-05	5.96E-06	0.00E+00	9.73E-06	3.52E-06	4.46E-07
CS-136	8.59E-06	3.38E-05	2.27E-05	0.00E+00	1.84E-05	2.90E-06	2.72E-06
CS-137	1.12E-04	1.49E-04	5.19E-05	0.00E+00	5.07E-05	1.97E-05	2.12E-06
CS-138	7.76E-08	1.49E-07	7.45E-08	0.00E+00	1.10E-07	1.28E-08	6.76E-11
CS-139	4.87E-08	7.17E-08	2.63E-08	0.00E+00	5.79E-08	6.34E-09	3.33E-23
BA-139	1.39E-07	9.78E-11	4.05E-09	0.00E+00	9.22E-11	6.74E-11	1.24E-06
BA-140	2.84E-05	3.48E-08	1.83E-06	0.00E+00	1.18E-08	2.34E-08	4.38E-05
LA-140	3.48E-09	1.71E-09	4.55E-10	0.00E+00	0.00E+00	0.00E+00	9.82E-05
BA-141	6.71E-08	5.01E-11	2.24E-09	0.00E+00	4.65E-11	3.43E-11	1.43E-13
LA-141	4.55E-10	1.40E-10	2.31E-11	0.00E+00	0.00E+00	0.00E+00	2.48E-05
CE-141	1.33E-08	8.88E-09	1.02E-09	0.00E+00	4.18E-09	0.00E+00	2.54E-05
BA-142	2.99E-08	2.99E-11	1.84E-09	0.00E+00	2.53E-11	1.99E-11	9.18E-20
LA-142	1.79E-10	7.95E-11	1.98E-11	0.00E+00	0.00E+00	0.00E+00	2.42E-06
CE-143	2.35E-09	1.71E-06	1.91E-10	0.00E+00	7.67E-10	0.00E+00	5.14E-05
PR-143	1.31E-08	5.23E-09	6.52E-10	0.00E+00	3.04E-09	0.00E+00	4.31E-05

CE-144	6.96E-07	2.88E-07	3.74E-08	0.00E+00	1.72E-07	0.00E+00	1.75E-04
PR-144	4.30E-11	1.76E-11	2.18E-12	0.00E+00	1.01E-11	0.00E+00	4.74E-14
ND-147	9.38E-09	1.02E-08	6.11E-10	0.00E+00	5.99E-09	0.00E+00	3.68E-05
PM-147	1.05E-07	9.96E-09	4.06E-09	0.00E+00	1.90E-08	0.00E+00	9.47E-06
PM-148M	4.14E-08	1.05E-08	8.21E-09	0.00E+00	1.59E-08	0.00E+00	6.61E-05
PM-148	1.02E-08	1.66E-09	8.36E-10	0.00E+00	3.00E-09	0.00E+00	9.90E-05
PM-149	2.17E-09	3.05E-10	1.25E-10	0.00E+00	5.81E-10	0.00E+00	4.49E-05
PM-151	9.87E-10	1.63E-10	8.25E-11	0.00E+00	2.93E-10	0.00E+00	3.66E-05
SM-151	8.73E-08	1.68E-08	3.94E-09	0.00E+00	1.84E-08	0.00E+00	5.70E-06
SM-153	1.22E-09	1.01E-09	7.43E-11	0.00E+00	3.30E-10	0.00E+00	2.85E-05
EU-152	2.45E-07	5.90E-08	5.20E-08	0.00E+00	2.74E-07	0.00E+00	2.17E-05
EU-154	7.91E-07	1.02E-07	7.19E-08	0.00E+00	4.56E-07	0.00E+00	5.39E-05
EU-155	1.74E-07	1.68E-08	1.04E-08	0.00E+00	6.57E-08	0.00E+00	9.63E-05
EU-156	1.92E-08	1.44E-08	2.35E-09	0.00E+00	9.69E-09	0.00E+00	7.36E-05
TB-160	6.47E-08	0.00E+00	8.07E-09	0.00E+00	2.56E-08	0.00E+00	4.19E-05
HO-166M	3.57E-07	1.10E-07	7.96E-08	0.00E+00	1.61E-07	0.00E+00	2.71E-05
W-181	1.42E-08	4.58E-09	4.79E-10	0.00E+00	0.00E+00	0.00E+00	3.90E-07
W-185	5.79E-07	1.91E-07	2.02E-08	0.00E+00	0.00E+00	0.00E+00	1.65E-05
W-187	1.46E-07	1.19E-07	4.17E-08	0.00E+00	0.00E+00	0.00E+00	3.22E-05
NP-239	1.76E-09	1.66E-10	9.22E-11	0.00E+00	5.21E-10	0.00E+00	2.67E-05
U-232	5.89E-03	0.00E+00	4.21E-04	0.00E+00	6.38E-04	0.00E+00	7.19E-05
U-233	1.24E-03	0.00E+00	7.54E-05	0.00E+00	2.90E-04	0.00E+00	6.65E-05
U-234	1.19E-03	0.00E+00	7.39E-05	0.00E+00	2.85E-04	0.00E+00	6.51E-05
U-235	1.14E-03	0.00E+00	6.94E-05	0.00E+00	2.67E-04	0.00E+00	8.28E-05
U-236	1.14E-03	0.00E+00	7.09E-05	0.00E+00	2.73E-04	0.00E+00	6.11E-05
U-237	7.89E-08	0.00E+00	2.10E-08	0.00E+00	3.24E-07	0.00E+00	2.09E-05
U-238	1.09E-03	0.00E+00	6.49E-05	0.00E+00	2.50E-04	0.00E+00	5.83E-05
NP-237	1.33E-03	9.55E-05	5.85E-05	0.00E+00	4.33E-04	0.00E+00	8.41E-05
NP-238	1.95E-08	5.22E-10	3.04E-10	0.00E+00	1.79E-09	0.00E+00	3.83E-05
PU-238	6.70E-04	8.58E-05	1.82E-05	0.00E+00	7.80E-05	0.00E+00	7.73E-05
PU-239	7.65E-04	9.29E-05	2.01E-05	0.00E+00	8.57E-05	0.00E+00	7.06E-05
PU-240	7.64E-04	9.27E-05	2.01E-05	0.00E+00	8.56E-05	0.00E+00	7.19E-05
PU-241	1.75E-05	8.40E-07	3.69E-07	0.00E+00	1.71E-06	0.00E+00	1.48E-06
PU-242	7.09E-04	8.94E-05	1.94E-05	0.00E+00	8.25E-05	0.00E+00	6.92E-05
PU-244	8.28E-04	1.02E-04	2.22E-05	0.00E+00	9.45E-05	0.00E+00	1.03E-04
AM-241	7.98E-04	7.53E-04	5.75E-05	0.00E+00	4.31E-04	0.00E+00	7.87E-05
AM-242M	8.07E-04	7.11E-04	5.80E-05	0.00E+00	4.30E-04	0.00E+00	9.90E-05
AM-243	7.96E-04	7.35E-04	5.62E-05	0.00E+00	4.22E-04	0.00E+00	9.23E-05
CM-242	2.94E-05	3.10E-05	1.95E-06	0.00E+00	8.89E-06	0.00E+00	8.40E-05
CM-243	6.50E-04	6.03E-04	4.09E-05	0.00E+00	1.91E-04	0.00E+00	8.28E-05
CM-244	5.04E-04	4.77E-04	3.19E-05	0.00E+00	1.49E-04	0.00E+00	8.00E-05
CM-245	9.90E-04	8.71E-04	6.10E-05	0.00E+00	2.85E-04	0.00E+00	7.46E-05
CM-246	9.82E-04	8.70E-04	6.09E-05	0.00E+00	2.84E-04	0.00E+00	7.33E-05
CM-247	9.57E-04	8.57E-04	6.00E-05	0.00E+00	2.80E-04	0.00E+00	9.63E-05
CM-248	7.95E-03	7.06E-03	4.95E-04	0.00E+00	2.31E-03	0.00E+00	1.55E-03
CF-252	3.47E-04	0.00E+00	8.37E-06	0.00E+00	0.00E+00	0.00E+00	3.05E-04

INGESTION DOSE FACTORS FOR CHILD
(mrem per pCi ingested)

Nuclide	Bone	Liver	T Body	Thyroid	Kidney	Lung	GI-LLI
H-3	0.00E+00	2.03E-07	2.03E-07	2.03E-07	2.03E-07	2.03E-07	2.03E-07
C-14(inorg)	1.21E-05	2.42E-06	2.42E-06	2.42E-06	2.42E-06	2.42E-06	2.42E-06
NA-22	5.88E-05	5.88E-05	5.88E-05	5.88E-05	5.88E-05	5.88E-05	5.88E-05
NA-24	5.80E-06	5.80E-06	5.80E-06	5.80E-06	5.80E-06	5.80E-06	5.80E-06
P-32	8.25E-04	3.86E-05	3.18E-05	0.00E+00	0.00E+00	0.00E+00	2.28E-05
CA-41	3.47E-04	0.00E+00	3.79E-05	0.00E+00	0.00E+00	0.00E+00	1.90E-07
SC-46	1.97E-08	2.70E-08	1.04E-08	0.00E+00	2.39E-08	0.00E+00	3.95E-05
CR-51	0.00E+00	0.00E+00	8.90E-09	4.94E-09	1.35E-09	9.02E-09	4.72E-07
MN-54	0.00E+00	1.07E-05	2.85E-06	0.00E+00	3.00E-06	0.00E+00	8.98E-06
FE-55	1.15E-05	6.10E-06	1.89E-06	0.00E+00	0.00E+00	3.45E-06	1.13E-06
MN-56	0.00E+00	3.34E-07	7.54E-08	0.00E+00	4.04E-07	0.00E+00	4.84E-05
CO-57	0.00E+00	4.93E-07	9.98E-07	0.00E+00	0.00E+00	0.00E+00	4.04E-06
CO-58	0.00E+00	1.80E-06	5.51E-06	0.00E+00	0.00E+00	0.00E+00	1.05E-05
FE-59	1.65E-05	2.67E-05	1.33E-05	0.00E+00	0.00E+00	7.74E-06	2.78E-05
CO-60	0.00E+00	5.29E-06	1.56E-05	0.00E+00	0.00E+00	0.00E+00	2.93E-05
NI-59	4.02E-05	1.07E-05	6.82E-06	0.00E+00	0.00E+00	0.00E+00	7.10E-07
NI-63	5.38E-04	2.88E-05	1.83E-05	0.00E+00	0.00E+00	0.00E+00	1.94E-06
CU-64	0.00E+00	2.45E-07	1.48E-07	0.00E+00	5.92E-07	0.00E+00	1.15E-05
NI-65	2.22E-06	2.09E-07	1.22E-07	0.00E+00	0.00E+00	0.00E+00	2.56E-05
ZN-65	1.37E-05	3.65E-05	2.27E-05	0.00E+00	2.30E-05	0.00E+00	6.41E-06
ZN-69M	7.10E-07	1.21E-06	1.43E-07	0.00E+00	7.03E-07	0.00E+00	3.94E-05
ZN-69	4.38E-08	6.33E-08	5.85E-09	0.00E+00	3.84E-08	0.00E+00	3.99E-06
SE-79	0.00E+00	8.43E-06	1.87E-06	0.00E+00	1.37E-05	0.00E+00	5.53E-07
BR-82	0.00E+00	0.00E+00	7.55E-06	0.00E+00	0.00E+00	0.00E+00	0.00E+00
BR-83	0.00E+00	0.00E+00	1.71E-07	0.00E+00	0.00E+00	0.00E+00	0.00E+00
BR-84	0.00E+00	0.00E+00	1.98E-07	0.00E+00	0.00E+00	0.00E+00	0.00E+00
BR-85	0.00E+00	0.00E+00	9.12E-09	0.00E+00	0.00E+00	0.00E+00	0.00E+00
RB-86	0.00E+00	6.70E-05	4.12E-05	0.00E+00	0.00E+00	0.00E+00	4.31E-06
RB-87	0.00E+00	3.95E-05	1.83E-05	0.00E+00	0.00E+00	0.00E+00	5.92E-07
RB-88	0.00E+00	1.90E-07	1.32E-07	0.00E+00	0.00E+00	0.00E+00	9.32E-09
RB-89	0.00E+00	1.17E-07	1.04E-07	0.00E+00	0.00E+00	0.00E+00	1.02E-09
SR-89	1.32E-03	0.00E+00	3.77E-05	0.00E+00	0.00E+00	0.00E+00	5.11E-05
SR-90	1.70E-02	0.00E+00	4.31E-03	0.00E+00	0.00E+00	0.00E+00	2.29E-04
Y-90	4.11E-08	0.00E+00	1.10E-09	0.00E+00	0.00E+00	0.00E+00	1.17E-04
SR-91	2.40E-05	0.00E+00	9.06E-07	0.00E+00	0.00E+00	0.00E+00	5.30E-05
Y-91M	3.82E-10	0.00E+00	1.39E-11	0.00E+00	0.00E+00	0.00E+00	7.48E-07
Y-91	6.02E-07	0.00E+00	1.61E-08	0.00E+00	0.00E+00	0.00E+00	8.02E-05
SR-92	9.03E-06	0.00E+00	3.62E-07	0.00E+00	0.00E+00	0.00E+00	1.71E-04
Y-92	3.60E-09	0.00E+00	1.03E-10	0.00E+00	0.00E+00	0.00E+00	1.04E-04
Y-93	1.14E-08	0.00E+00	3.13E-10	0.00E+00	0.00E+00	0.00E+00	1.70E-04
NB-93M	1.05E-07	2.62E-08	8.61E-09	0.00E+00	2.83E-08	0.00E+00	3.95E-06
NB-95	2.25E-08	8.76E-09	6.26E-09	0.00E+00	8.23E-09	0.00E+00	1.62E-05
NB-97	2.17E-10	3.92E-11	1.83E-11	0.00E+00	4.35E-11	0.00E+00	1.21E-05
ZR-93	1.67E-07	6.25E-09	4.45E-09	0.00E+00	2.42E-08	0.00E+00	2.37E-06
ZR-95	1.16E-07	2.55E-08	2.27E-08	0.00E+00	3.65E-08	0.00E+00	2.66E-05
ZR-97	6.99E-09	1.01E-09	5.96E-10	0.00E+00	1.45E-09	0.00E+00	1.53E-04
MO-93	0.00E+00	2.41E-05	8.65E-07	0.00E+00	6.35E-06	0.00E+00	1.22E-06
MO-99	0.00E+00	1.33E-05	3.29E-06	0.00E+00	2.84E-05	0.00E+00	1.10E-05
TC-99	5.35E-07	5.96E-07	2.14E-07	0.00E+00	7.02E-06	5.27E-08	6.25E-06

TC-99M	9.23E-10	1.81E-09	3.00E-08	0.00E+00	2.63E-08	9.19E-10	1.03E-06
TC-101	1.07E-09	1.12E-09	1.42E-08	0.00E+00	1.91E-08	5.92E-10	3.56E-09
RU-103	7.31E-07	0.00E+00	2.81E-07	0.00E+00	1.84E-06	0.00E+00	1.89E-05
RU-105	6.45E-08	0.00E+00	2.34E-08	0.00E+00	5.67E-07	0.00E+00	4.21E-05
RU-106	1.17E-05	0.00E+00	1.46E-06	0.00E+00	1.58E-05	0.00E+00	1.82E-04
RH-105	5.14E-07	2.76E-07	2.36E-07	0.00E+00	1.10E-06	0.00E+00	1.71E-05
PD-107	0.00E+00	4.72E-07	4.01E-08	0.00E+00	3.95E-06	0.00E+00	9.37E-07
PD-109	0.00E+00	5.67E-07	1.70E-07	0.00E+00	3.04E-06	0.00E+00	3.35E-05
AG-110M	5.39E-07	3.64E-07	2.91E-07	0.00E+00	6.78E-07	0.00E+00	4.33E-05
AG-111	2.48E-07	7.76E-08	5.12E-08	0.00E+00	2.34E-07	0.00E+00	4.75E-05
CD-113M	0.00E+00	1.02E-05	4.34E-07	0.00E+00	1.05E-05	0.00E+00	2.63E-05
CD-115M	0.00E+00	5.89E-06	2.51E-07	0.00E+00	4.38E-06	0.00E+00	8.01E-05
SN-123	1.33E-04	1.65E-06	3.24E-06	1.75E-06	0.00E+00	0.00E+00	6.52E-05
SN-125	3.55E-05	5.35E-07	1.59E-06	5.55E-07	0.00E+00	0.00E+00	1.10E-04
SN-126	3.33E-04	4.15E-06	9.46E-06	1.14E-06	0.00E+00	0.00E+00	2.50E-05
SB-124	1.11E-05	1.44E-07	3.89E-06	2.45E-08	0.00E+00	6.16E-06	6.94E-05
SB-125	7.16E-06	5.52E-08	1.50E-06	6.63E-09	0.00E+00	3.99E-06	1.71E-05
SB-126	4.40E-06	6.73E-08	1.58E-06	2.58E-08	0.00E+00	2.10E-06	8.87E-05
SB-127	1.06E-06	1.64E-08	3.68E-07	1.18E-08	0.00E+00	4.60E-07	5.97E-05
TE-125M	1.14E-05	3.09E-06	1.52E-06	3.20E-06	0.00E+00	0.00E+00	1.10E-05
TE-127M	2.89E-05	7.78E-06	3.43E-06	6.91E-06	8.24E-05	0.00E+00	2.34E-05
TE-127	4.71E-07	1.27E-07	1.01E-07	3.26E-07	1.34E-06	0.00E+00	1.84E-05
TE-129M	4.87E-05	1.36E-05	7.56E-06	1.57E-05	1.43E-04	0.00E+00	5.94E-05
TE-129	1.34E-07	3.74E-08	3.18E-08	9.56E-08	3.92E-07	0.00E+00	8.34E-06
TE-133M	1.87E-07	7.56E-08	9.37E-08	1.45E-07	7.18E-07	0.00E+00	5.77E-06
TE-134	1.29E-07	5.80E-08	7.74E-08	1.02E-07	5.37E-07	0.00E+00	5.89E-07
I-129	1.39E-05	8.53E-06	7.62E-06	5.58E-03	1.44E-05	0.00E+00	4.29E-07
I-130	2.92E-06	5.90E-06	3.04E-06	6.50E-04	8.82E-06	0.00E+00	2.76E-06
I-131	1.72E-05	1.73E-05	9.83E-06	5.72E-03	2.84E-05	0.00E+00	1.54E-06
TE-131M	7.20E-06	2.49E-06	2.65E-06	5.12E-06	2.41E-05	0.00E+00	1.01E-04
TE-131	8.30E-08	2.53E-08	2.47E-08	6.35E-08	2.51E-07	0.00E+00	4.36E-07
I-132	8.00E-07	1.47E-06	6.76E-07	6.82E-05	2.25E-06	0.00E+00	1.73E-06
TE-132	1.01E-05	4.47E-06	5.40E-06	6.51E-06	4.15E-05	0.00E+00	4.50E-05
I-133	5.92E-06	7.32E-06	2.77E-06	1.36E-03	1.22E-05	0.00E+00	2.95E-06
CS-134M	8.44E-08	1.25E-07	8.16E-08	0.00E+00	6.59E-08	1.09E-08	1.58E-07
CS-134	2.34E-04	3.84E-04	8.10E-05	0.00E+00	1.19E-04	4.27E-05	2.07E-06
I-134	4.19E-07	7.78E-07	3.58E-07	1.79E-05	1.19E-06	0.00E+00	5.16E-07
I-135	1.75E-06	3.15E-06	1.49E-06	2.79E-04	4.83E-06	0.00E+00	2.40E-06
CS-135	8.30E-05	5.78E-05	5.93E-06	0.00E+00	2.04E-05	6.81E-06	4.33E-07
CS-136	2.35E-05	6.46E-05	4.18E-05	0.00E+00	3.44E-05	5.13E-06	2.27E-06
CS-137	3.27E-04	3.13E-04	4.62E-05	0.00E+00	1.02E-04	3.67E-05	1.96E-06
CS-138	2.28E-07	3.17E-07	2.01E-07	0.00E+00	2.23E-07	2.40E-08	1.46E-07
CS-139	1.45E-07	1.61E-07	7.74E-08	0.00E+00	1.21E-07	1.22E-08	1.45E-11
BA-139	4.14E-07	2.21E-10	1.20E-08	0.00E+00	1.93E-10	1.30E-10	2.39E-05
BA-140	8.31E-05	7.28E-08	4.85E-06	0.00E+00	2.37E-08	4.34E-08	4.21E-05
LA-140	1.01E-08	3.53E-09	1.19E-09	0.00E+00	0.00E+00	0.00E+00	9.84E-05
BA-141	2.00E-07	1.12E-10	6.51E-09	0.00E+00	9.69E-11	6.58E-10	1.14E-07
LA-141	1.36E-09	3.17E-10	6.88E-11	0.00E+00	0.00E+00	0.00E+00	7.05E-05
CE-141	3.97E-08	1.98E-08	2.94E-09	0.00E+00	8.68E-09	0.00E+00	2.47E-05
BA-142	8.74E-08	6.29E-11	4.88E-09	0.00E+00	5.09E-11	3.70E-11	1.14E-09
LA-142	5.24E-10	1.67E-10	5.23E-11	0.00E+00	0.00E+00	0.00E+00	3.31E-05
CE-143	6.99E-09	3.79E-06	5.49E-10	0.00E+00	1.59E-09	0.00E+00	5.55E-05
PR-143	3.93E-08	1.18E-08	1.95E-09	0.00E+00	6.39E-09	0.00E+00	4.24E-05

CE-144	2.08E-06	6.52E-07	1.11E-07	0.00E+00	3.61E-07	0.00E+00	1.70E-04
PR-144	1.29E-10	3.99E-11	6.49E-12	0.00E+00	2.11E-11	0.00E+00	8.59E-08
ND-147	2.79E-08	2.26E-08	1.75E-09	0.00E+00	1.24E-08	0.00E+00	3.58E-05
PM-147	3.18E-07	2.27E-08	1.22E-08	0.00E+00	4.01E-08	0.00E+00	9.19E-06
PM-148M	1.03E-07	2.05E-08	2.05E-08	0.00E+00	3.04E-08	0.00E+00	5.78E-05
PM-148	3.02E-08	3.63E-09	2.35E-09	0.00E+00	6.17E-09	0.00E+00	9.70E-05
PM-149	6.49E-09	6.90E-10	3.74E-10	0.00E+00	1.22E-09	0.00E+00	4.71E-05
PM-151	2.92E-09	3.55E-10	2.31E-10	0.00E+00	6.02E-10	0.00E+00	4.03E-05
SM-151	2.56E-07	3.81E-08	1.20E-08	0.00E+00	3.94E-08	0.00E+00	5.53E-06
SM-153	3.65E-09	2.27E-09	2.19E-10	0.00E+00	6.91E-10	0.00E+00	3.02E-05
EU-152	6.15E-07	1.12E-07	1.33E-07	0.00E+00	4.73E-07	0.00E+00	1.84E-05
EU-154	2.30E-06	2.07E-07	1.89E-07	0.00E+00	9.09E-07	0.00E+00	4.81E-05
EU-155	4.82E-07	3.47E-08	2.72E-08	0.00E+00	1.30E-07	0.00E+00	8.69E-05
EU-156	5.62E-08	3.01E-08	6.23E-09	0.00E+00	1.94E-08	0.00E+00	6.83E-05
TB-160	1.66E-07	0.00E+00	2.06E-08	0.00E+00	4.94E-08	0.00E+00	3.68E-05
HO-166M	1.08E-06	2.26E-07	1.91E-07	0.00E+00	3.22E-07	0.00E+00	2.63E-05
W-181	4.23E-08	1.04E-08	1.43E-09	0.00E+00	0.00E+00	0.00E+00	3.79E-07
W-185	1.73E-06	4.32E-07	6.05E-08	0.00E+00	0.00E+00	0.00E+00	1.61E-05
W-187	4.29E-07	2.54E-07	1.14E-07	0.00E+00	0.00E+00	0.00E+00	3.57E-05
NP-239	5.25E-09	3.77E-10	2.65E-10	0.00E+00	1.09E-09	0.00E+00	2.79E-05
U-232	1.76E-02	0.00E+00	1.26E-03	0.00E+00	1.34E-03	0.00E+00	6.98E-05
U-233	3.72E-03	0.00E+00	2.25E-04	0.00E+00	6.10E-04	0.00E+00	6.45E-05
U-234	3.57E-03	0.00E+00	2.21E-04	0.00E+00	5.98E-04	0.00E+00	6.32E-05
U-235	3.42E-03	0.00E+00	2.07E-04	0.00E+00	5.61E-04	0.00E+00	8.03E-05
U-236	3.42E-03	0.00E+00	2.12E-04	0.00E+00	5.73E-04	0.00E+00	5.92E-05
U-237	2.36E-07	0.00E+00	6.27E-08	0.00E+00	6.81E-07	0.00E+00	2.08E-05
U-238	3.27E-03	0.00E+00	1.94E-04	0.00E+00	5.24E-04	0.00E+00	5.66E-05
NP-237	2.23E-03	1.47E-04	9.79E-05	0.00E+00	6.05E-04	0.00E+00	8.16E-05
NP-238	5.83E-08	1.18E-09	9.08E-10	0.00E+00	3.76E-09	0.00E+00	4.04E-05
PU-238	1.19E-03	1.38E-04	3.16E-05	0.00E+00	1.15E-04	0.00E+00	7.50E-05
PU-239	1.29E-03	1.38E-04	3.31E-05	0.00E+00	1.22E-04	0.00E+00	6.85E-05
PU-240	1.28E-03	1.43E-04	3.31E-05	0.00E+00	1.22E-04	0.00E+00	6.98E-05
PU-241	3.87E-05	1.58E-06	8.04E-07	0.00E+00	2.96E-06	0.00E+00	1.44E-06
PU-242	1.19E-03	1.38E-04	3.19E-05	0.00E+00	1.17E-04	0.00E+00	6.71E-05
PU-244	1.39E-03	1.58E-03	3.65E-05	0.00E+00	1.35E-04	0.00E+00	1.00E-04
AM-241	1.36E-03	1.17E-03	1.02E-04	0.00E+00	6.23E-04	0.00E+00	7.64E-05
AM-242M	1.40E-03	1.12E-03	1.04E-04	0.00E+00	6.30E-04	0.00E+00	9.61E-05
AM-243	1.34E-03	1.13E-03	9.83E-05	0.00E+00	6.06E-04	0.00E+00	8.95E-05
CM-242	8.78E-05	7.01E-05	5.84E-06	0.00E+00	1.87E-05	0.00E+00	8.16E-05
CM-243	1.28E-03	1.04E-03	8.24E-05	0.00E+00	3.08E-04	0.00E+00	8.03E-05
CM-244	1.08E-03	8.74E-04	6.93E-05	0.00E+00	2.54E-04	0.00E+00	7.77E-05
CM-245	1.67E-03	1.34E-03	1.05E-04	0.00E+00	4.11E-04	0.00E+00	7.24E-05
CM-246	1.65E-03	1.34E-03	1.05E-04	0.00E+00	4.10E-04	0.00E+00	7.11E-05
CM-247	1.61E-03	1.32E-03	1.03E-04	0.00E+00	4.04E-04	0.00E+00	9.35E-05
CM-248	1.34E-02	1.09E-02	8.52E-04	0.00E+00	3.33E-03	0.00E+00	1.51E-03
CF-252	1.05E-03	0.00E+00	2.54E-05	0.00E+00	0.00E+00	0.00E+00	2.96E-04

INGESTION DOSE FACTORS FOR INFANT
(mrem per pCi ingested)

Nuclide	Bone	Liver	T Body	Thyroid	Kidney	Lung	GI-LLI
H-3	0.00E+00	3.08E-07	3.08E-07	3.08E-07	3.08E-07	3.08E-07	3.08E-07
C-14(inorg)	2.37E-05	5.06E-06	5.06E-06	5.06E-06	5.06E-06	5.06E-06	5.06E-06
NA-22	9.83E-05	9.83E-05	9.83E-05	9.83E-05	9.83E-05	9.83E-05	9.83E-05
NA-24	1.01E-05	1.01E-05	1.01E-05	1.01E-05	1.01E-05	1.01E-05	1.01E-05
P-32	1.70E-03	1.00E-04	6.59E-05	0.00E+00	0.00E+00	0.00E+00	2.30E-05
CA-41	3.74E-04	0.00E+00	4.08E-05	0.00E+00	0.00E+00	0.00E+00	1.91E-07
SC-46	3.75E-08	5.41E-08	1.69E-08	0.00E+00	3.56E-08	0.00E+00	3.53E-05
CR-51	0.00E+00	0.00E+00	1.41E-08	9.20E-09	2.01E-09	1.79E-08	4.11E-07
MN-54	0.00E+00	1.99E-05	4.51E-06	0.00E+00	4.41E-06	0.00E+00	7.31E-06
FE-55	1.39E-05	8.98E-06	2.40E-06	0.00E+00	0.00E+00	4.39E-06	1.14E-06
MN-56	0.00E+00	8.18E-07	1.41E-07	0.00E+00	7.03E-07	0.00E+00	7.43E-05
CO-57	0.00E+00	1.15E-06	1.87E-06	0.00E+00	0.00E+00	0.00E+00	3.92E-06
CO-58	0.00E+00	3.60E-06	8.98E-06	0.00E+00	0.00E+00	0.00E+00	8.97E-06
FE-59	3.08E-05	5.38E-05	2.12E-05	0.00E+00	0.00E+00	1.59E-05	2.57E-05
CO-60	0.00E+00	1.08E-05	2.55E-05	0.00E+00	0.00E+00	0.00E+00	2.57E-05
NI-59	4.73E-05	1.45E-05	8.17E-06	0.00E+00	0.00E+00	0.00E+00	7.16E-07
NI-63	6.34E-04	3.92E-05	2.20E-05	0.00E+00	0.00E+00	0.00E+00	1.95E-06
CU-64	0.00E+00	6.09E-07	2.82E-07	0.00E+00	1.03E-06	0.00E+00	1.25E-05
NI-65	4.70E-06	5.32E-07	2.42E-07	0.00E+00	0.00E+00	0.00E+00	4.05E-05
ZN-65	1.84E-05	6.31E-05	2.91E-05	0.00E+00	3.06E-05	0.00E+00	5.33E-05
ZN-69M	1.50E-06	3.06E-06	2.79E-07	0.00E+00	1.24E-06	0.00E+00	4.24E-05
ZN-69	9.33E-08	1.68E-07	1.25E-08	0.00E+00	6.98E-08	0.00E+00	1.37E-05
SE-79	0.00E+00	2.10E-05	3.90E-06	0.00E+00	2.43E-05	0.00E+00	5.58E-07
BR-82	0.00E+00	0.00E+00	1.27E-05	0.00E+00	0.00E+00	0.00E+00	0.00E+00
BR-83	0.00E+00	0.00E+00	3.63E-07	0.00E+00	0.00E+00	0.00E+00	0.00E+00
BR-84	0.00E+00	0.00E+00	3.82E-07	0.00E+00	0.00E+00	0.00E+00	0.00E+00
BR-85	0.00E+00	0.00E+00	1.94E-08	0.00E+00	0.00E+00	0.00E+00	0.00E+00
RB-86	0.00E+00	1.70E-04	8.40E-05	0.00E+00	0.00E+00	0.00E+00	4.35E-06
RB-87	0.00E+00	8.88E-05	3.52E-05	0.00E+00	0.00E+00	0.00E+00	5.98E-07
RB-88	0.00E+00	4.98E-07	2.73E-07	0.00E+00	0.00E+00	0.00E+00	4.85E-07
RB-89	0.00E+00	2.86E-07	1.97E-07	0.00E+00	0.00E+00	0.00E+00	9.74E-08
SR-89	2.51E-03	0.00E+00	7.20E-05	0.00E+00	0.00E+00	0.00E+00	5.16E-05
SR-90	1.85E-02	0.00E+00	4.71E-03	0.00E+00	0.00E+00	0.00E+00	2.31E-04
Y-90	8.69E-08	0.00E+00	2.33E-09	0.00E+00	0.00E+00	0.00E+00	1.20E-04
SR-91	5.00E-05	0.00E+00	1.81E-06	0.00E+00	0.00E+00	0.00E+00	5.92E-05
Y-91M	8.10E-10	0.00E+00	2.76E-11	0.00E+00	0.00E+00	0.00E+00	2.70E-06
Y-91	1.13E-06	0.00E+00	3.01E-08	0.00E+00	0.00E+00	0.00E+00	8.10E-05
SR-92	1.92E-05	0.00E+00	7.13E-07	0.00E+00	0.00E+00	0.00E+00	2.07E-04
Y-92	7.65E-09	0.00E+00	2.15E-10	0.00E+00	0.00E+00	0.00E+00	1.46E-04
Y-93	2.43E-08	0.00E+00	6.62E-10	0.00E+00	0.00E+00	0.00E+00	1.92E-04
NB-93M	1.23E-07	3.33E-08	1.04E-08	0.00E+00	3.25E-08	0.00E+00	3.98E-06
NB-95	4.20E-08	1.73E-08	1.00E-08	0.00E+00	1.24E-08	0.00E+00	1.46E-05
NB-97	4.59E-10	9.79E-11	3.53E-11	0.00E+00	7.65E-11	0.00E+00	3.09E-05
ZR-93	1.93E-07	9.19E-09	5.54E-09	0.00E+00	2.71E-08	0.00E+00	2.39E-06
ZR-95	2.06E-07	5.02E-08	3.56E-08	0.00E+00	5.41E-08	0.00E+00	2.50E-05
ZR-97	1.48E-08	2.54E-09	1.16E-09	0.00E+00	2.56E-09	0.00E+00	1.62E-04
MO-93	0.00E+00	5.65E-05	1.82E-06	0.00E+00	1.13E-05	0.00E+00	1.21E-06
MO-99	0.00E+00	3.40E-05	6.63E-06	0.00E+00	5.08E-05	0.00E+00	1.12E-05
TC-99	1.08E-06	1.46E-06	4.55E-07	0.00E+00	1.23E-05	1.42E-07	6.31E-06

TC-99M	1.92E-09	3.96E-09	5.10E-08	0.00E+00	4.26E-08	2.07E-09	1.15E-06
TC-101	2.27E-09	2.86E-09	2.83E-08	0.00E+00	3.40E-08	1.56E-09	4.86E-07
RU-103	1.48E-06	0.00E+00	4.95E-07	0.00E+00	3.08E-06	0.00E+00	1.80E-05
RU-105	1.36E-07	0.00E+00	4.58E-08	0.00E+00	1.00E-06	0.00E+00	5.41E-05
RU-106	2.41E-05	0.00E+00	3.01E-06	0.00E+00	2.85E-05	0.00E+00	1.83E-04
RH-105	1.09E-06	7.13E-07	4.79E-07	0.00E+00	1.98E-06	0.00E+00	1.77E-05
PD-107	0.00E+00	1.19E-06	8.45E-08	0.00E+00	6.79E-06	0.00E+00	9.46E-07
PD-109	0.00E+00	1.50E-06	3.62E-07	0.00E+00	5.51E-06	0.00E+00	3.68E-05
AG-110M	9.96E-07	7.27E-07	4.81E-07	0.00E+00	1.04E-06	0.00E+00	3.77E-05
AG-111	5.20E-07	2.02E-07	1.07E-07	0.00E+00	4.22E-07	0.00E+00	4.82E-05
CD-113M	0.00E+00	1.77E-05	6.52E-07	0.00E+00	1.34E-05	0.00E+00	2.66E-05
CD-115M	0.00E+00	1.42E-05	4.93E-07	0.00E+00	7.41E-06	0.00E+00	8.09E-05
SN-123	2.49E-04	3.89E-06	6.50E-06	3.91E-06	0.00E+00	0.00E+00	6.58E-05
SN-125	7.41E-05	1.38E-06	3.29E-06	1.36E-06	0.00E+00	0.00E+00	1.11E-04
SN-126	5.53E-04	7.26E-06	1.80E-05	1.91E-06	0.00E+00	0.00E+00	2.52E-05
SB-124	2.14E-05	3.15E-07	6.63E-06	5.68E-08	0.00E+00	1.34E-05	6.60E-05
SB-125	1.23E-05	1.19E-07	2.53E-06	1.54E-08	0.00E+00	7.12E-06	1.64E-05
SB-126	8.06E-06	1.58E-07	2.91E-06	6.19E-08	0.00E+00	5.07E-06	8.35E-05
SB-127	2.23E-06	3.98E-08	6.90E-07	2.84E-08	0.00E+00	1.15E-06	5.91E-05
TE-125M	2.33E-05	7.79E-06	3.15E-06	7.84E-06	0.00E+00	0.00E+00	1.11E-05
TE-127M	5.85E-05	1.94E-05	7.08E-06	1.69E-05	1.44E-04	0.00E+00	2.36E-05
TE-127	1.00E-06	3.35E-07	2.15E-07	8.14E-07	2.44E-06	0.00E+00	2.10E-05
TE-129M	1.00E-04	3.43E-05	1.54E-05	3.84E-05	2.50E-04	0.00E+00	5.97E-05
TE-129	2.84E-07	9.79E-08	6.63E-08	2.38E-07	7.07E-07	0.00E+00	2.27E-05
TE-133M	3.91E-07	1.79E-07	1.71E-07	3.45E-07	1.22E-06	0.00E+00	1.93E-05
TE-134	2.67E-07	1.34E-07	1.38E-07	2.39E-07	9.03E-07	0.00E+00	3.06E-06
I-129	2.86E-05	2.12E-05	1.55E-05	1.36E-02	2.51E-05	0.00E+00	4.24E-07
I-130	6.00E-06	1.32E-05	5.30E-06	1.48E-03	1.45E-05	0.00E+00	2.83E-06
I-131	3.59E-05	4.23E-05	1.86E-05	1.39E-02	4.94E-05	0.00E+00	1.51E-06
TE-131M	1.52E-05	6.12E-06	5.05E-06	1.24E-05	4.21E-05	0.00E+00	1.03E-04
TE-131	1.76E-07	6.50E-08	4.94E-08	1.57E-07	4.50E-07	0.00E+00	7.11E-06
I-132	1.66E-06	3.37E-06	1.20E-06	1.58E-04	3.76E-06	0.00E+00	2.73E-06
TE-132	2.08E-05	1.03E-05	9.61E-06	1.52E-05	6.44E-05	0.00E+00	3.81E-05
I-133	1.25E-05	1.82E-05	5.33E-06	3.31E-03	2.14E-05	0.00E+00	3.08E-06
CS-134M	1.76E-07	2.93E-07	1.48E-07	0.00E+00	1.13E-07	2.60E-08	2.32E-07
CS-134	3.77E-04	7.03E-04	7.10E-05	0.00E+00	1.81E-04	7.42E-05	1.91E-06
I-134	8.69E-07	1.78E-06	6.33E-07	4.15E-05	1.99E-06	0.00E+00	1.84E-06
I-135	3.64E-06	7.24E-06	2.64E-06	6.49E-04	8.07E-06	0.00E+00	2.62E-06
CS-135	1.33E-04	1.21E-04	6.30E-06	0.00E+00	3.44E-05	1.31E-05	4.37E-07
CS-136	4.59E-05	1.35E-04	5.04E-05	0.00E+00	5.38E-05	1.10E-05	2.05E-06
CS-137	5.22E-04	6.11E-04	4.33E-05	0.00E+00	1.64E-04	6.64E-05	1.91E-06
CS-138	4.81E-07	7.82E-07	3.79E-07	0.00E+00	3.90E-07	6.09E-08	1.25E-06
CS-139	3.10E-07	4.24E-07	1.62E-07	0.00E+00	2.19E-07	3.30E-08	2.66E-08
BA-139	8.81E-07	5.84E-10	2.55E-08	0.00E+00	3.51E-10	3.54E-10	5.58E-05
BA-140	1.71E-04	1.71E-07	8.81E-06	0.00E+00	4.06E-08	1.05E-07	4.20E-05
LA-140	2.11E-08	8.32E-09	2.14E-09	0.00E+00	0.00E+00	0.00E+00	9.77E-05
BA-141	4.25E-07	2.91E-10	1.34E-08	0.00E+00	1.75E-10	1.77E-10	5.19E-06
LA-141	2.89E-09	8.38E-10	1.46E-10	0.00E+00	0.00E+00	0.00E+00	9.61E-05
CE-141	7.87E-08	4.80E-08	5.65E-09	0.00E+00	1.48E-08	0.00E+00	2.48E-05
BA-142	1.84E-07	1.53E-10	9.06E-09	0.00E+00	8.81E-11	9.26E-11	7.59E-07
LA-142	1.10E-09	4.04E-10	9.67E-11	0.00E+00	0.00E+00	0.00E+00	6.86E-05
CE-143	1.48E-08	9.82E-06	1.12E-09	0.00E+00	2.86E-09	0.00E+00	5.73E-05
PR-143	8.13E-08	3.04E-08	4.03E-09	0.00E+00	1.13E-08	0.00E+00	4.29E-05

CE-144	2.98E-06	1.22E-06	1.67E-07	0.00E+00	4.93E-07	0.00E+00	1.71E-04
PR-144	2.74E-10	1.06E-10	1.38E-11	0.00E+00	3.84E-11	0.00E+00	4.93E-06
ND-147	5.53E-08	5.68E-08	3.48E-09	0.00E+00	2.19E-08	0.00E+00	3.60E-05
PM-147	3.88E-07	3.27E-08	1.59E-08	0.00E+00	4.88E-08	0.00E+00	9.27E-06
PM-148M	1.65E-07	4.18E-08	3.28E-08	0.00E+00	4.80E-08	0.00E+00	5.44E-05
PM-148	6.32E-08	9.13E-09	4.60E-09	0.00E+00	1.09E-08	0.00E+00	9.74E-05
PM-149	1.38E-08	1.81E-09	7.90E-10	0.00E+00	2.20E-09	0.00E+00	4.86E-05
PM-151	6.18E-09	9.01E-10	4.56E-10	0.00E+00	1.07E-09	0.00E+00	4.17E-05
SM-151	2.90E-07	6.67E-08	1.44E-08	0.00E+00	4.53E-08	0.00E+00	5.58E-06
SM-153	7.72E-09	5.97E-09	4.58E-10	0.00E+00	1.25E-09	0.00E+00	3.12E-05
EU-152	6.74E-07	1.79E-07	1.51E-07	0.00E+00	5.02E-07	0.00E+00	1.59E-05
EU-154	2.64E-06	3.67E-07	2.20E-07	0.00E+00	9.95E-07	0.00E+00	4.58E-05
EU-155	5.42E-07	6.25E-08	3.23E-08	0.00E+00	1.40E-07	0.00E+00	8.37E-05
EU-156	1.14E-07	7.06E-08	1.12E-08	0.00E+00	3.26E-08	0.00E+00	6.67E-05
TB-160	2.59E-07	0.00E+00	3.24E-08	0.00E+00	7.37E-08	0.00E+00	3.45E-05
HO-166M	1.25E-06	2.69E-07	2.13E-07	0.00E+00	3.57E-07	0.00E+00	2.66E-05
W-181	8.85E-08	2.72E-08	3.04E-09	0.00E+00	0.00E+00	0.00E+00	3.82E-07
W-185	3.62E-06	1.13E-06	1.29E-07	0.00E+00	0.00E+00	0.00E+00	1.62E-05
W-187	9.03E-07	6.28E-07	2.17E-07	0.00E+00	0.00E+00	0.00E+00	3.69E-05
NP-239	1.11E-08	9.93E-10	5.61E-10	0.00E+00	1.98E-09	0.00E+00	2.87E-05
U-232	2.42E-02	0.00E+00	2.16E-03	0.00E+00	2.37E-03	0.00E+00	7.04E-05
U-233	5.08E-03	0.00E+00	3.87E-04	0.00E+00	1.08E-03	0.00E+00	6.51E-05
U-234	4.88E-03	0.00E+00	3.80E-04	0.00E+00	1.06E-03	0.00E+00	6.37E-05
U-235	4.67E-03	0.00E+00	3.56E-04	0.00E+00	9.93E-04	0.00E+00	8.10E-05
U-236	4.67E-03	0.00E+00	3.64E-04	0.00E+00	1.01E-03	0.00E+00	5.98E-05
U-237	4.95E-07	0.00E+00	1.32E-07	0.00E+00	1.23E-06	0.00E+00	2.11E-05
U-238	4.47E-03	0.00E+00	3.33E-04	0.00E+00	9.28E-04	0.00E+00	5.71E-05
NP-237	2.40E-03	1.59E-04	1.05E-04	0.00E+00	6.34E-04	0.00E+00	8.23E-05
NP-238	1.24E-07	3.12E-09	1.92E-09	0.00E+00	6.81E-09	0.00E+00	4.17E-05
PU-238	1.28E-03	1.50E-04	3.40E-05	0.00E+00	1.21E-04	0.00E+00	7.57E-05
PU-239	1.38E-03	1.55E-04	3.54E-05	0.00E+00	1.28E-04	0.00E+00	6.91E-05
PU-240	1.38E-03	1.55E-04	3.54E-05	0.00E+00	1.28E-04	0.00E+00	7.04E-05
PU-241	4.25E-05	1.76E-06	8.82E-07	0.00E+00	3.17E-06	0.00E+00	1.45E-06
PU-242	1.28E-03	1.49E-04	3.41E-05	0.00E+00	1.23E-04	0.00E+00	6.77E-05
PU-244	1.49E-03	1.71E-04	3.91E-05	0.00E+00	1.41E-04	0.00E+00	1.01E-04
AM-241	1.46E-03	1.27E-03	1.09E-04	0.00E+00	6.55E-04	0.00E+00	7.70E-05
AM-242M	1.51E-03	1.22E-03	1.13E-04	0.00E+00	6.64E-04	0.00E+00	9.69E-05
AM-243	1.44E-03	1.23E-03	1.06E-04	0.00E+00	6.36E-04	0.00E+00	9.03E-05
CM-242	1.37E-04	1.27E-04	9.10E-06	0.00E+00	2.62E-05	0.00E+00	8.23E-05
CM-243	1.40E-03	1.15E-03	8.98E-05	0.00E+00	3.27E-04	0.00E+00	8.10E-05
CM-244	1.18E-03	9.70E-04	7.59E-05	0.00E+00	2.71E-04	0.00E+00	7.84E-05
CM-245	1.79E-03	1.45E-03	1.13E-04	0.00E+00	4.32E-04	0.00E+00	7.30E-05
CM-246	1.77E-03	1.45E-03	1.13E-04	0.00E+00	4.31E-04	0.00E+00	7.17E-05
CM-247	1.73E-03	1.43E-03	1.11E-04	0.00E+00	4.24E-04	0.00E+00	9.43E-05
CM-248	1.43E-02	1.18E-02	9.16E-04	0.00E+00	3.50E-03	0.00E+00	1.52E-03
CF-252	1.22E-03	0.00E+00	2.95E-05	0.00E+00	0.00E+00	0.00E+00	2.99E-04

TABLE 2.2

Bioaccumulation Factors, BF_i

Bioaccumulation Factors to be Used in the Absence of Site-Specific Data*

(pCi/kg per pCi/liter)

ELEMENT	FRESHWATER	
	FISH	INVERTEBRATE
H	9.0E-01	9.0E-01
C	4.6E+03	9.1E+03
NA	1.0E+02	2.0E+02
CR	2.0E+02	2.0E+03
MN	4.0E+02	9.0E+04
FE	1.0E+02	3.2E+03
CO	5.0E+01	2.0E+02
NI	1.0E+02	1.0E+02
CU	5.0E+01	4.0E+02
ZN	2.0E+03	1.0E+04
BR	4.2E+02	3.3E+02
RB	2.0E+03	1.0E+03
SR	3.0E+01	1.0E+02
Y	2.5E+01	1.0E+03
ZR	3.3E+00	6.7E+00
NB	3.0E+04	1.0E+02
MO	1.0E+01	1.0E+01
TC	1.5E+01	5.0E+00
RU	1.0E+01	3.0E+02
RH	1.0E+01	3.0E+02
**AG-110m	2.30E+00	7.70E+2
**SB	1.0E+00	1.0E+00
TE	4.0E+02	6.1E+03
I	1.5E+01	5.0E+00
CS	2.0E+03	1.0E+03
BA	4.0E+00	2.0E+02
LA	2.5E+01	1.0E+03
CE	1.0E+00	1.0E+03
PR	2.5E+01	1.0E+03
ND	2.5E+01	1.0E+03
W	1.2E+03	1.0E+01
NP	1.0E+01	4.0E+02

* Bioaccumulation factor values are taken from Reg. Guide 1.109 (Rev. 1), Table A-1j.

** ^{and} Sb bioaccumulation factor value is taken from ~~EPRI NP-3840~~.*** Ag bioaccumulation factor value is taken from ~~Reg. Guide 1.109 (Rev. 0), Table A-8~~.

NUREG/CR-4013 LADTAP II Reference Manual.

3.0 TMI LIQUID EFFLUENT WASTE TREATMENT SYSTEM

3.1 TMI-1 Liquid Effluent Waste Treatment System

3.1.1 Description of the Liquid Radioactive Waste Treatment System (see Figure 3.1)

Reactor Coolant Train

- a. Water Sources - (3) Reactor Coolant Bleed Tanks (RCBT)
- (1) Reactor Coolant Drain Tank (RCDT)
- b. Liquid Processing - Reactor Coolant Waste Evaporator
- Demineralizers prior to release
(see Figure 3.2)
- c. Liquid Effluent for Release- (2) Waste Evaporator Condensate
Storage Tanks - (WECST)
- d. Dilution - ^{Station Effluent Flow} ~~Mechanical Draft Cooling Tower (0-38k-gpm)~~
- River Flow (2E7 gpm average)

Miscellaneous Waste Train

- a. Water sources:
 - Auxiliary Building Sump
 - Reactor Building Sump
 - Miscellaneous Waste Storage Tank
 - Laundry Waste Storage Tank
 - Neutralizer Mixing Tank
 - Neutralizer Feed Tank
 - Used Precoat Tank
 - Borated Water Tank Tunnel Sump
 - Heat Exchanger Vault Sump
 - Tendon Access Galley Sump
 - Spent Fuel Pool Room Sump
 - TMI-2 Miscellaneous Waste Holdup Tank

- b. Liquid Processing - Miscellaneous Waste Evaporator, MWE
 - Demineralizers prior to release
(see Figure 3.2)
- c. Liquid Effluent for Release - (2) Waste Evaporator Condensate Storage Tanks- (WECST)
- d. Dilution
 - ~~Mechanical Draft Cooling Tower (0-38k gpm)~~ ^{Station Effluent Flow}
 - River Flow (2E7 gpm average)

3.2 Operability of the TMI-1 Liquid Effluent Waste Treatment System

3.2.1 The TMI-1 Liquid Waste Treatment System as described in Section 11 of the TMI-1 Final Safety Analysis Report is considered to be operable when one of each of the following pieces of equipment is available to perform its intended function:

- a) Miscellaneous Waste Evaporator (WDL-Z1B) or Reactor Coolant Evaporator (WDL-Z1A)
- b) Waste Evaporator Condensate Demineralizer (WDL-K3 A or B)
- c) Waste Evaporator Condensate Storage Tank (WDL-T-11 A or B)
- d) Evaporator Condensate ^{Transfer} Pumps (WDL-P-14 A or B)

3.2.2 TMI-1 Representative Sampling Prior to Discharge

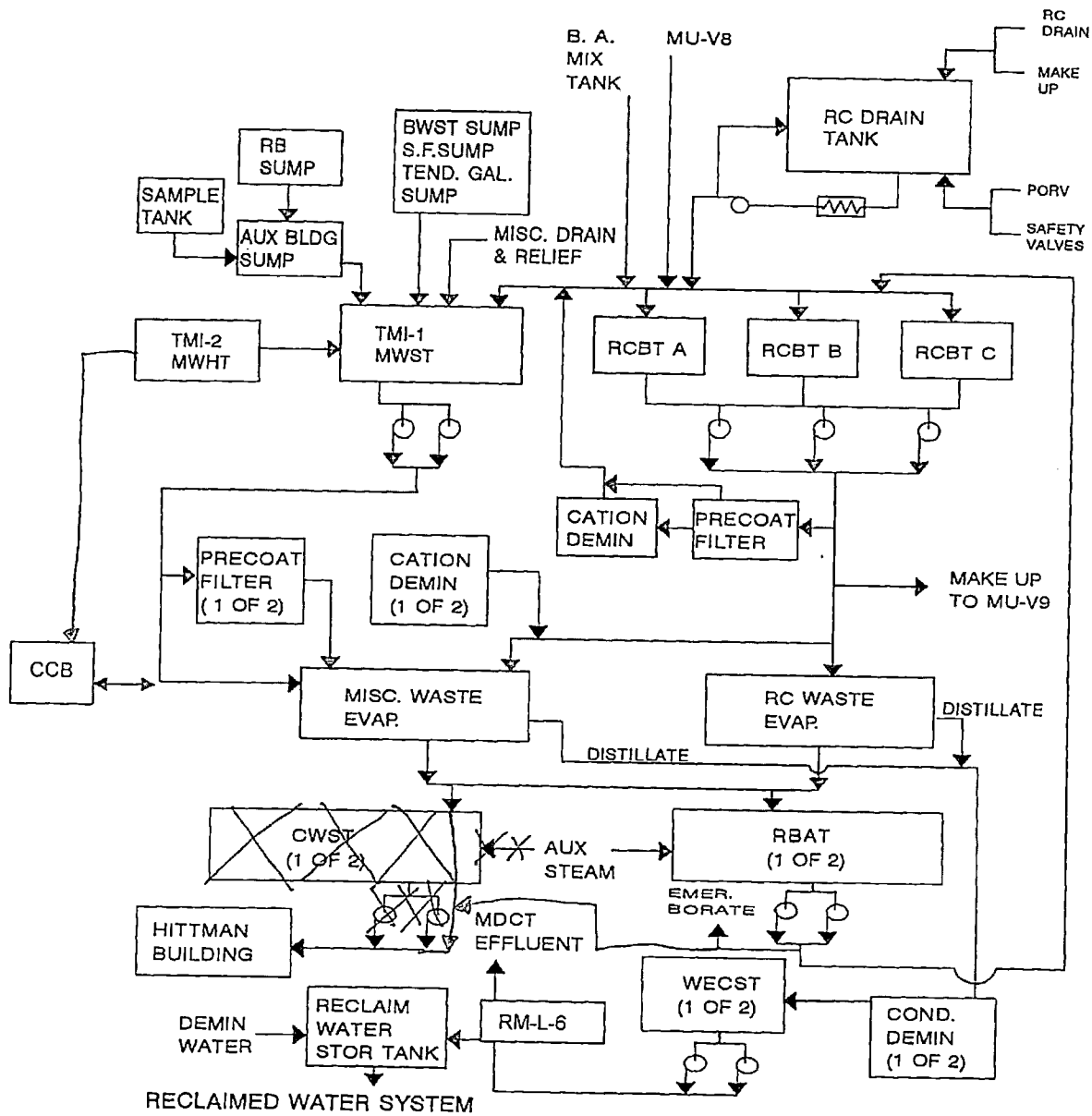
All liquid releases from the TMI-1 Liquid Waste Treatment System are made through the Waste Evaporator Condensate Storage Tanks. To provide thorough mixing and a representative sample, the contents of the tank are recirculated using one of the Waste Evaporator Condensate Transfer Pumps.

3.3 TMI-2 Liquid Effluent Waste Treatment System

3.3.1 Description of the TMI-2 Liquid Radioactive Waste Treatment System

The TMI-2 Liquid Radioactive Waste Treatment System has been out of service since the TMI-2 Accident in 1979. TMI-2 Liquid Radioactive Waste is processed by the TMI-1 system described in Section 3.1 prior to release. In addition, TMI-2 releases water from various sumps and tanks to the river (see Figures 1.1 and 1.2). These processes are governed by plant procedures that encompass proper sampling, sample analysis, and radiation monitoring techniques.

FIGURE 3.1
TMI-1 Liquid Radwaste



4.0 GASEOUS EFFLUENT MONITORS

4.1 TMI-1 Noble Gas Monitor Set Points

The gaseous effluent monitor set points are established for each gaseous effluent radiation monitor to assure concentrations of radionuclides in gaseous effluents do not exceed the limits set forth in ODCM Part I Control 2.2.2.1. Table 4.1 lists Gaseous Effluent Release Points and their associated parameters; Figure 4.1 provides a Gaseous Effluent Release Pathway Diagram.

The set points are established to satisfy the more restrictive set point concentration in the following two equations:

$$500 > \sum_i (c_i)(F)(K_i)(Dv) \quad (\text{eq 4.1.1})$$

and

$$3000 > \sum_i (c_i)(L_i + 1.1 M_i)(Dv)(F) \quad (\text{eq 4.1.2})$$

Where: c_i = set point concentration based on Xe-133 equivalent, in $\mu\text{Ci/cc}$

F = gaseous effluent flowrate at the monitor, in cc/sec

K_i = total body dose factor, in mrem/yr per $\mu\text{Ci/m}^3$ from Table 4.3

Dv = highest sector annual average gaseous atmospheric dispersion factor (X/Q) at or beyond the unrestricted area boundary, in sec/m^3 , from Table 4.4 for station vent releases and Table 4.5 for all other releases, (Condenser off gas, ESF FHB, and ground releases). Maximum values presently used are ~~$4.27E-6$~~ sec/m^3 at sector SE for station vent, and ~~$4.40E-5$~~ sec/m^3 at sector E for all other releases.
 ~~$1.30E-5$~~ ~~$9.50E-7$~~ $1.23E-6$

L_i = skin dose factor due to beta emissions from radionuclide i , in mrem/yr per $\mu\text{Ci/m}^3$ from Table 4.3.

M_i = air dose factor due to gamma emissions from radionuclide i , in mrad/yr per $\mu\text{Ci/m}^3$ from Table 4.3.

1.1 = mrem skin dose per mrad air dose.

500 = annual whole body dose rate limit for unrestricted areas, in mrem/yr.

3000 = annual skin dose rate limit for unrestricted areas, in mrem/yr.

4.2 TMI-1 Particulate and Radioiodine Monitor Set Points

Set points for monitors which detect radionuclides other than noble gases are also established to assure that concentrations of these radionuclides in gaseous effluents do not exceed the limits of ODCM Part I Control 2.2.2.1.

Set points are established so as to satisfy the following equations:

$$1500 > \sum_i (c_i)(F)(P_i)(Dv) \quad (\text{eq 4.2})$$

Where: c_i = set point concentration based on I-131 equivalent for radioiodine monitor and Sr-90 for particulate monitor, in $\mu\text{Ci/cc}$

F = gaseous effluent flow rate at the monitor, in cc/sec

P_i = pathway dose parameter, in mrem/yr per $\mu\text{Ci/m}^3$ for the inhalation pathway from Table 4.6. The dose factors are based on the actual individual organ and most restrictive age group (child) (NUREG-0133).

NOTE: Appendix A contains P_i calculational methodology.

1500 = annual dose rate limit to any organ from particulates and radioiodines and radionuclides (other than noble gases) with half lives greater than eight days in mrem/yr.

Dv = highest sector annual average gaseous dispersion factor (X/Q or D/Q) at or beyond the unrestricted area boundary from Table 4.4 for releases from the station vent and Table 4.5 for all other releases. X/Q is used for the inhalation pathway. Maximum values of X/Q presently used are ~~$1.27E-6$~~ sec/ m^3 for station vent, at sector ^{NE}E, and ~~$4.40E-5$~~ sec/ m^3 for all other releases, at sector E.
 ~~$1.23E-6$~~ $1.30E-5$

The set point concentration is further reduced such that concentration contributions from multiple release points would not combine to exceed ODCM Control limits.

The set point concentration is converted to set point scale units on each radiation monitor using appropriate calibration factors.

This section of the ODCM is implemented by the Radiation Monitor Systems Set Points procedure and the procedure for Releasing Radioactive Gaseous Waste.

TABLE 4.1

TMI-1 Gaseous Release Point and Gaseous Radiation Monitor Data

GASEOUS RADIATION MONITOR (DETECTOR)	LOCATION	GASEOUS RELEASE POINT	(F) FLOW RECORDER	RELEASE TERMINATION INTERLOCK (YES/NO) VALVES
RM-A4	306' Elevation Auxiliary Bldg.	Fuel Hand. Building Exhaust	AH-FR-149	YES AH-E-10 AH-D-120 AH-D-121 AH-D-122
RM-A6	306' Elevation Auxiliary Bldg.	Auxiliary Building Exhaust	AH-FR-150	YES AH-E-11
RM-A8	RMA-8/9 Bldg. Near BWST Exhaust	Station Vent	AH-FR-149 & AH-FR-150	YES WDG-V47 AH-E-10 AH-E-11 Starts MAP-5 Radioiodine Sampler
RM-A5	322' Elevation Second Floor Turbine Bldg.	Condenser Off Gas Exhaust	VA-FR-1113	YES Starts MAP-5 Radioiodine Sampler
RM-A15	322' Elevation Second Floor Turbine Bldg.	Condenser Off Gas Exhaust	VA-FR-1113	YES Starts MAP-5 Radioiodine Sampler
RM-A7	306' Elevation Auxiliary Bldg.	Waste Gas Decay Tanks (A,B,C)	WDG-FR-123	YES WDG-V47
RM-A9	RMA-8/9 Bldg. Near BWST	Reactor Building Purge Exhaust	AH-FT-909/ AH-FR-148	YES AH-V-1A/B/C/D WDG-534/535 Starts MAP-5 Radioiodine Sampler
RM-A14	331' Elevation ESF FHB Outside Chem. Addition Bldg.	ESF Fuel Handling Building Exhaust	AH-UR-1104A/B	NO Manual Actions <i>only</i>

TABLE 4.1 (Cont'd)

TMI-1 Gaseous Release Point and Gaseous Radiation Monitor Data

GASEOUS RADIATION MONITOR (DETECTOR)	LOCATION	GASEOUS RELEASE POINT	RELEASE TERMINATION INTERLOCK (YES/NO) VALVES
ALC-RMI-18	Chemical Cleaning Bldg. 304' Elevation	CCB Exhaust System (Typical flow rate is 10,000 cfm)	NONE
WHP-RIT-1	WHPF Mechanical Equipment Room	WHPF Exhaust System (Typical flow rate is 7,500 cfm)	YES WHPF Ventilation Trips
RLM-RM-1	RLM-Mechanical Equipment Room	RLM Exhaust System (Typical flow rate is 900 cfm)	NONE

TABLE 4.2

TMI-2 Gaseous Release Point and Gaseous Radiation Monitor Data

GASEOUS RADIATION MONITOR (DETECTOR)	LOCATION	GASEOUS RELEASE POINT	RELEASE TERMINATION INTERLOCK (YES/NO) VALVES
HP-R-219	328' Elevation Auxiliary Building	Station Vent Exhaust <i>(Typical flow rate is 70,000 cfm)</i>	NONE
HP-R-219A	328' Elevation Auxiliary Building	Station Vent Exhaust <i>(Typical flow rate is 70,000 cfm)</i>	NONE
HP-R-225	328' Elevation Auxiliary Building	Reactor Bldg Purge Exhaust Duct "A" <i>(Typical flow rate is 20,000 cfm)</i>	NONE

TABLE 4.4

Atmospheric Dispersion Factors for Three Mile Island

replace with next page information

STATION VENT SECTOR AVERAGE X/Q (IN SEC/M ³)	DISTANCE (IN METERS)									
	610	2413	4022	5631	7240	12067	24135	40225	56315	72405
N	1.63E-07	5.69E-07	3.62E-07	2.19E-07	1.63E-07	7.31E-08	2.99E-08	1.55E-08	1.00E-08	7.28E-09
NNE	4.06E-07	1.10E-06	5.84E-07	3.42E-07	2.17E-07	9.35E-08	3.58E-08	1.84E-08	1.20E-08	8.68E-09
NE	3.45E-07	3.48E-07	2.54E-07	3.86E-07	2.56E-07	1.14E-07	4.33E-08	2.22E-08	1.44E-08	1.05E-08
ENE	2.24E-07	4.54E-07	6.55E-07	3.61E-07	2.35E-07	1.20E-07	4.79E-08	2.45E-08	1.59E-08	1.15E-08
E	4.48E-07	3.99E-07	3.46E-07	4.25E-07	3.06E-07	1.31E-07	4.95E-08	2.52E-08	1.62E-08	1.17E-08
ESE	8.35E-07	5.29E-07	6.22E-07	4.00E-07	2.53E-07	1.08E-07	4.03E-08	2.03E-08	1.31E-08	9.41E-09
SE	1.27E-06	8.28E-07	5.96E-07	3.20E-07	2.05E-07	9.14E-08	3.90E-08	1.98E-08	1.28E-08	9.22E-09
SSE	7.20E-07	7.10E-07	4.94E-07	2.74E-07	1.83E-07	8.96E-08	3.36E-08	1.71E-08	1.10E-08	7.90E-09
S	1.58E-07	1.09E-07	3.71E-07	1.98E-07	1.27E-07	6.15E-08	2.29E-08	1.15E-08	7.39E-09	5.31E-09
SSW	4.16E-08	5.78E-08	2.69E-07	1.41E-07	8.94E-08	3.88E-08	1.53E-08	7.70E-09	4.93E-09	3.54E-09
SW	5.06E-08	1.75E-07	2.59E-07	1.43E-07	8.94E-08	3.82E-08	1.42E-08	7.12E-09	4.55E-09	3.27E-09
WSW	9.31E-08	4.71E-07	3.22E-07	1.73E-07	1.10E-07	4.68E-08	1.76E-08	8.89E-09	5.71E-09	4.12E-09
W	1.41E-07	3.31E-07	3.69E-07	2.11E-07	1.47E-07	6.90E-08	2.58E-08	1.31E-08	8.38E-09	6.03E-09
WNW	1.96E-07	2.55E-07	3.94E-07	2.75E-07	1.72E-07	7.34E-08	2.77E-08	1.41E-08	9.09E-09	6.57E-09
NW	1.37E-07	5.23E-07	3.49E-07	1.92E-07	1.26E-07	6.31E-08	2.46E-08	1.33E-08	8.62E-09	6.25E-09
NNW	8.38E-08	5.25E-07	3.32E-07	1.87E-07	1.28E-07	6.44E-08	2.47E-08	1.26E-08	8.19E-09	5.94E-09

STATION VENT SECTOR AVERAGE D/Q (IN M ²)	DISTANCE (IN METERS)									
	610	2413	4022	5631	7240	12067	24135	40225	56315	72405
N	5.65E-09	1.02E-09	4.24E-10	3.24E-10	2.60E-10	9.41E-11	3.05E-11	1.27E-11	6.85E-12	4.26E-12
NNE	1.28E-08	2.15E-09	1.16E-09	5.85E-10	3.44E-10	1.21E-10	3.71E-11	1.51E-11	8.14E-12	5.06E-12
NE	1.04E-08	1.37E-09	4.64E-10	6.47E-10	3.87E-10	1.44E-10	4.41E-11	1.79E-11	9.65E-12	6.00E-12
ENE	6.91E-09	1.16E-09	8.68E-10	4.20E-10	2.59E-10	1.36E-10	4.46E-11	1.82E-11	9.78E-12	6.09E-12
E	1.45E-08	2.46E-09	8.77E-10	9.16E-10	5.97E-10	2.13E-10	6.55E-11	2.68E-11	1.45E-11	9.06E-12
ESE	2.76E-08	4.35E-09	2.30E-09	1.29E-09	7.48E-10	2.64E-10	8.11E-11	3.31E-11	1.79E-11	1.12E-11
SE	4.09E-08	5.28E-09	2.54E-09	1.19E-09	6.95E-10	2.65E-10	9.22E-11	3.75E-11	2.02E-11	1.26E-11
SSE	2.28E-08	2.80E-09	1.17E-09	6.39E-10	4.60E-10	2.09E-10	6.42E-11	2.66E-11	1.43E-11	8.91E-12
S	5.17E-09	7.98E-10	8.66E-10	4.10E-10	2.45E-10	1.16E-10	3.61E-11	1.48E-11	7.94E-12	4.93E-12
SSW	1.17E-09	2.90E-10	5.61E-10	2.61E-10	1.51E-10	5.53E-11	1.88E-11	7.64E-12	4.12E-12	2.56E-12
SW	1.78E-09	4.57E-10	5.62E-10	2.78E-10	1.59E-10	5.77E-11	1.77E-11	7.17E-12	3.86E-12	2.40E-12
WSW	2.87E-09	6.37E-10	6.40E-10	2.99E-10	1.78E-10	6.27E-11	1.92E-11	7.89E-12	4.25E-12	2.64E-12
W	5.54E-09	1.06E-09	6.25E-10	3.84E-10	2.91E-10	1.17E-10	3.60E-11	1.46E-11	7.87E-12	4.89E-12
WNW	6.71E-09	1.21E-09	7.72E-10	5.81E-10	3.32E-10	1.18E-10	3.60E-11	1.46E-11	7.86E-12	4.89E-12
NW	4.25E-09	7.99E-10	4.43E-10	2.16E-10	1.35E-10	7.25E-11	2.30E-11	1.00E-11	5.38E-12	3.34E-12
NNW	2.61E-09	6.15E-10	3.47E-10	1.70E-10	1.25E-10	6.32E-11	2.02E-11	8.24E-12	4.43E-12	2.75E-12

DATA FROM 2008 - 2010 USED IN CALCULATIONS

2010 - 2015

TABLE 4.4
 Atmospheric Dispersion Factors for Three Mile Island

STATION VENT SECTOR	DISTANCE (IN METERS)									
	610	2413	4022	5631	7240	12067	24135	40225	56315	72405
N	2.12E-07	7.30E-07	4.35E-07	2.56E-07	1.84E-07	8.12E-08	3.22E-08	1.65E-08	1.07E-08	7.71E-09
NNE	3.91E-07	1.23E-06	6.02E-07	3.37E-07	2.13E-07	9.12E-08	3.45E-08	1.76E-08	1.14E-08	8.23E-09
NE	2.08E-07	3.87E-07	2.73E-07	3.76E-07	2.45E-07	1.08E-07	4.08E-08	2.08E-08	1.34E-08	9.68E-09
ENE	1.18E-07	4.36E-07	6.10E-07	3.33E-07	2.16E-07	1.08E-07	4.21E-08	2.14E-08	1.38E-08	9.96E-09
E	2.56E-07	3.80E-07	3.28E-07	3.74E-07	2.59E-07	1.11E-07	4.15E-08	2.10E-08	1.35E-08	9.70E-09
ESE	7.92E-07	5.47E-07	5.71E-07	3.47E-07	2.19E-07	9.24E-08	3.42E-08	1.72E-08	1.09E-08	7.85E-09
SE	9.50E-07	8.69E-07	6.06E-07	3.23E-07	2.06E-07	9.07E-08	3.72E-08	1.87E-08	1.20E-08	8.60E-09
SSE	4.82E-07	7.12E-07	5.00E-07	2.77E-07	1.85E-07	9.02E-08	3.38E-08	1.71E-08	1.10E-08	7.89E-09
S	8.33E-08	8.20E-08	3.05E-07	1.64E-07	1.06E-07	5.30E-08	1.99E-08	1.00E-08	6.41E-09	4.61E-09
SSW	2.61E-08	4.97E-08	2.38E-07	1.25E-07	7.96E-08	3.47E-08	1.37E-08	6.90E-09	4.42E-09	3.17E-09
SW	2.98E-08	1.78E-07	2.64E-07	1.46E-07	9.13E-08	3.92E-08	1.45E-08	7.24E-09	4.62E-09	3.31E-09
WSW	7.49E-08	4.55E-07	2.85E-07	1.51E-07	9.59E-08	4.05E-08	1.50E-08	7.51E-09	4.78E-09	3.43E-09
W	1.17E-07	2.80E-07	3.15E-07	1.82E-07	1.28E-07	6.02E-08	2.25E-08	1.14E-08	7.30E-09	5.26E-09
WNW	2.01E-07	2.70E-07	3.83E-07	2.67E-07	1.67E-07	7.13E-08	2.68E-08	1.36E-08	8.79E-09	6.35E-09
NW	1.48E-07	5.78E-07	3.83E-07	2.11E-07	1.37E-07	6.85E-08	2.66E-08	1.43E-08	9.25E-09	6.70E-09
NNW	9.13E-08	5.81E-07	3.54E-07	1.98E-07	1.34E-07	6.58E-08	2.52E-08	1.29E-08	8.33E-09	6.04E-09

Atmospheric Dispersion Factors for Three Mile Island

STATION VENT SECTOR	DISTANCE (IN METERS)									
	610	2413	4022	5631	7240	12067	24135	40225	56315	72405
N	8.19E-09	1.62E-09	6.74E-10	4.88E-10	3.59E-10	1.29E-10	4.14E-11	1.72E-11	9.25E-12	5.75E-12
NNE	1.34E-08	2.84E-09	1.38E-09	6.89E-10	4.03E-10	1.42E-10	4.35E-11	1.78E-11	9.55E-12	5.93E-12
NE	7.28E-09	1.29E-09	4.55E-10	6.84E-10	4.03E-10	1.48E-10	4.55E-11	1.85E-11	9.95E-12	6.19E-12
ENE	3.69E-09	8.45E-10	7.16E-10	3.51E-10	2.19E-10	1.20E-10	3.95E-11	1.61E-11	8.68E-12	5.40E-12
E	8.16E-09	1.91E-09	7.04E-10	8.28E-10	5.35E-10	1.91E-10	5.87E-11	2.39E-11	1.30E-11	8.09E-12
ESE	2.48E-08	4.51E-09	2.47E-09	1.33E-09	7.69E-10	2.72E-10	8.33E-11	3.40E-11	1.84E-11	1.14E-11
SE	2.98E-08	4.85E-09	2.44E-09	1.14E-09	6.67E-10	2.55E-10	8.79E-11	3.57E-11	1.93E-11	1.20E-11
SSE	1.58E-08	2.51E-09	1.08E-09	5.97E-10	4.28E-10	1.94E-10	5.95E-11	2.45E-11	1.32E-11	8.20E-12
S	2.94E-09	6.13E-10	6.48E-10	3.08E-10	1.84E-10	8.81E-11	2.74E-11	1.13E-11	6.10E-12	3.79E-12
SSW	8.48E-10	2.80E-10	4.72E-10	2.20E-10	1.28E-10	4.72E-11	1.64E-11	6.68E-12	3.60E-12	2.24E-12
SW	1.51E-09	5.68E-10	5.89E-10	2.93E-10	1.67E-10	6.11E-11	1.87E-11	7.59E-12	4.09E-12	2.54E-12
WSW	2.58E-09	8.26E-10	6.63E-10	3.09E-10	1.83E-10	6.47E-11	1.99E-11	8.17E-12	4.40E-12	2.73E-12
W	5.46E-09	1.20E-09	6.34E-10	3.55E-10	2.64E-10	1.06E-10	3.28E-11	1.33E-11	7.16E-12	4.44E-12
WNW	7.60E-09	1.51E-09	8.91E-10	6.25E-10	3.57E-10	1.27E-10	3.87E-11	1.57E-11	8.46E-12	5.25E-12
NW	5.19E-09	1.02E-09	5.49E-10	2.64E-10	1.62E-10	8.34E-11	2.64E-11	1.14E-11	6.11E-12	3.79E-12
NNW	3.32E-09	7.92E-10	4.85E-10	2.32E-10	1.59E-10	7.50E-11	2.35E-11	9.63E-12	5.18E-12	3.22E-12

DATA FROM 2010-2015 USED IN CALCULATIONS

*Replace with
next page
information*

TABLE 4.5

Atmospheric Dispersion Factors for Three Mile Island

SECTOR	GROUND RELEASE SECTOR AVERAGE X/Q (IN SEC/M ³)				DISTANCE (IN METERS)			SEASON - ANNUAL		
	610	2413	4022	5631	7240	12067	24135	40225	56315	72405
N	8.15E-06	1.01E-06	5.06E-07	3.22E-07	2.31E-07	1.18E-07	4.79E-08	2.50E-08	1.63E-08	1.19E-08
NNE	9.69E-06	1.19E-06	5.97E-07	3.81E-07	2.73E-07	1.39E-07	5.69E-08	2.97E-08	1.94E-08	1.42E-08
NE	1.19E-05	1.47E-06	7.38E-07	4.70E-07	3.36E-07	1.71E-07	6.94E-08	3.64E-08	2.36E-08	1.72E-08
ENE	1.31E-05	1.65E-06	8.26E-07	5.25E-07	3.75E-07	1.91E-07	7.72E-08	4.00E-08	2.61E-08	1.90E-08
E	1.40E-05	1.78E-06	8.83E-07	5.57E-07	3.96E-07	2.00E-07	7.98E-08	4.11E-08	2.66E-08	1.93E-08
ESE	1.19E-05	1.50E-06	7.35E-07	4.61E-07	3.26E-07	1.63E-07	6.44E-08	3.29E-08	2.12E-08	1.54E-08
SE	1.16E-05	1.43E-06	6.99E-07	4.38E-07	3.10E-07	1.55E-07	6.18E-08	3.18E-08	2.06E-08	1.49E-08
SSE	9.94E-06	1.26E-06	6.16E-07	3.86E-07	2.73E-07	1.37E-07	5.41E-08	2.77E-08	1.79E-08	1.29E-08
S	6.77E-06	8.87E-07	4.33E-07	2.71E-07	1.91E-07	9.50E-08	3.73E-08	1.90E-08	1.22E-08	8.79E-09
SSW	4.47E-06	5.88E-07	2.87E-07	1.80E-07	1.27E-07	6.33E-08	2.49E-08	1.27E-08	8.15E-09	5.87E-09
SW	4.18E-06	5.44E-07	2.66E-07	1.66E-07	1.17E-07	5.83E-08	2.29E-08	1.16E-08	7.48E-09	5.39E-09
WSW	5.06E-06	6.49E-07	3.19E-07	2.01E-07	1.42E-07	7.12E-08	2.83E-08	1.45E-08	9.35E-09	6.76E-09
W	7.42E-06	9.56E-07	4.70E-07	2.96E-07	2.10E-07	1.05E-07	4.16E-08	2.13E-08	1.37E-08	9.93E-09
WNW	7.75E-06	9.78E-07	4.85E-07	3.07E-07	2.19E-07	1.10E-07	4.42E-08	2.28E-08	1.48E-08	1.08E-08
NW	7.07E-06	8.80E-07	4.41E-07	2.81E-07	2.01E-07	1.02E-07	4.15E-08	2.16E-08	1.41E-08	1.03E-08
NNW	6.67E-06	8.33E-07	4.18E-07	2.66E-07	1.90E-07	9.70E-08	3.94E-08	2.05E-08	1.34E-08	9.74E-09

SECTOR	GROUND RELEASE SECTOR AVERAGE D/Q (IN M ²)				DISTANCE (IN METERS)			SEASON - ANNUAL		
	610	2413	4022	5631	7240	12067	24135	40225	56315	72405
N	1.40E-08	1.41E-09	5.78E-10	3.18E-10	2.03E-10	8.23E-11	2.61E-11	1.06E-11	5.70E-12	3.54E-12
NNE	1.92E-08	1.94E-09	7.96E-10	4.39E-10	2.80E-10	1.13E-10	3.60E-11	1.46E-11	7.85E-12	4.88E-12
NE	1.96E-08	1.98E-09	8.11E-10	4.47E-10	2.85E-10	1.16E-10	3.67E-11	1.49E-11	8.01E-12	4.97E-12
ENE	1.93E-08	1.95E-09	7.99E-10	4.40E-10	2.81E-10	1.14E-10	3.61E-11	1.46E-11	7.88E-12	4.89E-12
E	2.95E-08	2.98E-09	1.22E-09	6.74E-10	4.30E-10	1.74E-10	5.53E-11	2.24E-11	1.21E-11	7.49E-12
ESE	3.81E-08	3.85E-09	1.58E-09	8.69E-10	5.55E-10	2.25E-10	7.13E-11	2.89E-11	1.56E-11	9.66E-12
SE	4.25E-08	4.29E-09	1.76E-09	9.70E-10	6.19E-10	2.51E-10	7.96E-11	3.23E-11	1.74E-11	1.08E-11
SSE	2.94E-08	2.97E-09	1.22E-09	6.70E-10	4.28E-10	1.73E-10	5.50E-11	2.23E-11	1.20E-11	7.46E-12
S	1.57E-08	1.59E-09	6.52E-10	3.59E-10	2.29E-10	9.28E-11	2.94E-11	1.20E-11	6.43E-12	3.99E-12
SSW	8.14E-09	8.22E-10	3.37E-10	1.86E-10	1.19E-10	4.80E-11	1.52E-11	6.18E-12	3.33E-12	2.07E-12
SW	7.89E-09	7.97E-10	3.27E-10	1.80E-10	1.15E-10	4.65E-11	1.48E-11	5.99E-12	3.22E-12	2.00E-12
WSW	9.38E-09	9.47E-10	3.88E-10	2.14E-10	1.37E-10	5.53E-11	1.75E-11	7.12E-12	3.83E-12	2.38E-12
W	1.57E-08	1.59E-09	6.52E-10	3.59E-10	2.29E-10	9.28E-11	2.94E-11	1.19E-11	6.43E-12	3.99E-12
WNW	1.62E-08	1.64E-09	6.71E-10	3.70E-10	2.36E-10	9.56E-11	3.03E-11	1.23E-11	6.62E-12	4.11E-12
NW	1.09E-08	1.10E-09	4.49E-10	2.48E-10	1.58E-10	6.40E-11	2.03E-11	8.24E-12	4.43E-12	2.75E-12
NNW	9.23E-09	9.33E-10	3.82E-10	2.11E-10	1.34E-10	5.45E-11	1.73E-11	7.01E-12	3.77E-12	2.34E-12

DATA FROM 2006 - 2010 USED IN CALCULATIONS
2010 2015

TABLE 4.5
 Atmospheric Dispersion Factors for Three Mile Island

GROUND RELEASE SECTOR	DISTANCE (IN METERS)										ANNUAL
	SECTOR AVERAGE X/Q (IN SEC/M3)										
	610	2413	4022	5631	7240	12067	24135	40225	56315	72405	
N	8.46E-06	1.05E-06	5.27E-07	3.35E-07	2.39E-07	1.22E-07	4.92E-08	2.55E-08	1.67E-08	1.21E-08	
NNE	9.97E-06	1.23E-06	6.16E-07	3.92E-07	2.80E-07	1.42E-07	5.75E-08	2.98E-08	1.95E-08	1.42E-08	
NE	1.17E-05	1.47E-06	7.32E-07	4.64E-07	3.31E-07	1.68E-07	6.76E-08	3.50E-08	2.28E-08	1.66E-08	
ENE	1.20E-05	1.54E-06	7.65E-07	4.84E-07	3.45E-07	1.74E-07	7.00E-08	3.61E-08	2.34E-08	1.70E-08	
E	1.30E-05	1.67E-06	8.26E-07	5.21E-07	3.70E-07	1.86E-07	7.43E-08	3.82E-08	2.47E-08	1.79E-08	
ESE	1.13E-05	1.43E-06	7.00E-07	4.39E-07	3.11E-07	1.55E-07	6.12E-08	3.13E-08	2.02E-08	1.46E-08	
SE	1.21E-05	1.52E-06	7.41E-07	4.64E-07	3.27E-07	1.63E-07	6.41E-08	3.27E-08	2.10E-08	1.52E-08	
SSE	1.13E-05	1.44E-06	7.05E-07	4.43E-07	3.14E-07	1.57E-07	6.23E-08	3.19E-08	2.06E-08	1.49E-08	
S	7.37E-06	9.52E-07	4.67E-07	2.93E-07	2.08E-07	1.04E-07	4.10E-08	2.09E-08	1.35E-08	9.74E-09	
SSW	4.67E-06	6.09E-07	2.97E-07	1.86E-07	1.31E-07	6.51E-08	2.55E-08	1.30E-08	8.32E-09	5.99E-09	
SW	4.67E-06	6.05E-07	2.95E-07	1.84E-07	1.30E-07	6.45E-08	2.53E-08	1.28E-08	8.23E-09	5.93E-09	
WSW	5.42E-06	6.92E-07	3.39E-07	2.13E-07	1.51E-07	7.53E-08	2.98E-08	1.52E-08	9.81E-09	7.09E-09	
W	8.19E-06	1.04E-06	5.15E-07	3.25E-07	2.30E-07	1.16E-07	4.60E-08	2.36E-08	1.53E-08	1.11E-08	
WNW	9.23E-06	1.16E-06	5.76E-07	3.64E-07	2.59E-07	1.31E-07	5.25E-08	2.71E-08	1.76E-08	1.28E-08	
NW	8.88E-06	1.10E-06	5.53E-07	3.52E-07	2.52E-07	1.29E-07	5.23E-08	2.72E-08	1.78E-08	1.30E-08	
NNW	7.55E-06	9.37E-07	4.71E-07	3.01E-07	2.15E-07	1.10E-07	4.48E-08	2.33E-08	1.52E-08	1.11E-08	

Atmospheric Dispersion Factors for Three Mile Island

GROUND RELEASE SECTOR	DISTANCE (IN METERS)										ANNUAL
	SECTOR AVERAGE D/Q (IN M2)										
	610	2413	4022	5631	7240	12067	24135	40225	56315	72405	
N	1.58E-08	1.59E-09	6.52E-10	3.60E-10	2.29E-10	9.29E-11	2.95E-11	1.20E-11	6.44E-12	4.00E-12	
NNE	2.15E-08	2.17E-09	8.89E-10	4.90E-10	3.13E-10	1.27E-10	4.02E-11	1.63E-11	8.77E-12	5.45E-12	
NE	1.99E-08	2.01E-09	8.26E-10	4.55E-10	2.90E-10	1.18E-10	3.73E-11	1.51E-11	8.15E-12	5.06E-12	
ENE	1.76E-08	1.78E-09	7.29E-10	4.02E-10	2.56E-10	1.04E-10	3.29E-11	1.34E-11	7.19E-12	4.47E-12	
E	2.57E-08	2.59E-09	1.06E-09	5.85E-10	3.73E-10	1.51E-10	4.80E-11	1.95E-11	1.05E-11	6.51E-12	
ESE	3.49E-08	3.53E-09	1.45E-09	7.97E-10	5.08E-10	2.06E-10	6.53E-11	2.65E-11	1.43E-11	8.86E-12	
SE	4.22E-08	4.26E-09	1.75E-09	9.62E-10	6.14E-10	2.49E-10	7.89E-11	3.20E-11	1.72E-11	1.07E-11	
SSE	2.91E-08	2.93E-09	1.20E-09	6.63E-10	4.23E-10	1.71E-10	5.44E-11	2.21E-11	1.19E-11	7.37E-12	
S	1.49E-08	1.50E-09	6.17E-10	3.40E-10	2.17E-10	8.79E-11	2.79E-11	1.13E-11	6.08E-12	3.78E-12	
SSW	7.64E-09	7.71E-10	3.16E-10	1.74E-10	1.11E-10	4.51E-11	1.43E-11	5.80E-12	3.12E-12	1.94E-12	
SW	8.06E-09	8.14E-10	3.34E-10	1.84E-10	1.17E-10	4.76E-11	1.51E-11	6.12E-12	3.29E-12	2.05E-12	
WSW	9.82E-09	9.91E-10	4.07E-10	2.24E-10	1.43E-10	5.79E-11	1.84E-11	7.45E-12	4.01E-12	2.49E-12	
W	1.55E-08	1.57E-09	6.43E-10	3.54E-10	2.26E-10	9.16E-11	2.91E-11	1.18E-11	6.34E-12	3.94E-12	
WNW	1.87E-08	1.89E-09	7.75E-10	4.27E-10	2.72E-10	1.10E-10	3.50E-11	1.42E-11	7.64E-12	4.75E-12	
NW	1.32E-08	1.33E-09	5.46E-10	3.01E-10	1.92E-10	7.77E-11	2.46E-11	1.00E-11	5.38E-12	3.34E-12	
NNW	1.04E-08	1.05E-09	4.30E-10	2.37E-10	1.51E-10	6.12E-11	1.94E-11	7.88E-12	4.24E-12	2.63E-12	

DATA FROM 2010-2015 USED IN CALCULATIONS

5.0 GASEOUS EFFLUENT DOSE ASSESSMENT

5.1 Gaseous Effluents - Instantaneous Release Limits

5.1.1 Noble Gases

For noble gases, the following equations apply for total body and skin dose rate at the unrestricted area boundary:

5.1.1.1 Total Body

$$\text{Dose Rate}_{tb} = \sum_i (K_i) \times (Dv) \times (Q_i) \quad (\text{eq 5.1.1.1})$$

Where:

Dose Rate b = instantaneous total body dose rate limit, at the site boundary, in mrem/yr.

K_i = total body dose factor due to gamma emissions for each identified noble gas radionuclide, in mrem/yr per $\mu\text{Ci}/\text{m}^3$ from Table 4.3.

Dv = highest sector annual average gaseous dispersion factor (X/Q) at or beyond the unrestricted area boundary, in sec/m^3 , from Table 4.4 for station vent releases; and Table 4.5 for all other releases (Condenser Off Gas, ESF FHB, and ground releases). Maximum values presently in use are ~~$1.27\text{E}-6$~~ sec/m^3 at sector SE for station vent, and ~~$4.40\text{E}-5$~~ sec/m^3 for all other releases at sector E.

~~$9.50\text{E}-7$~~
 ~~$1.23\text{E}-6$~~
 ~~$1.30\text{E}-5$~~

Q_i = Release rate of radionuclide, i , in $\mu\text{Ci}/\text{sec}$ as determined by sampling and analysis. Calculated using the concentration of noble gas radionuclide, i , in $\mu\text{Ci}/\text{cc}$, times the release pathway flow rate, in cc/second .

5.1.1.2 Skin

$$\text{Dose Rate}_{\text{sk}} = \sum_i (L_i + 1.1 M_i) \times (Dv) \times (Q_i) \quad (\text{eq 5.1.1.2})$$

Where:

$\text{Dose Rate}_{\text{sk}}$ = instantaneous mrem/year skin dose rate limit, at the site boundary, in mrem/yr.

L_i = skin dose factor due to beta emissions for each identified noble gas radionuclide, in mrem/yr per $\mu\text{Ci}/\text{m}^3$ from Table 4.3.

M_i = air dose factor due to gamma emissions for each identified noble gas radionuclide, in mrad/yr per $\mu\text{Ci}/\text{m}^3$ from Table 4.3.

1.1 = mrem skin dose per mrad air dose. Converts air dose to skin dose.

Q_i = release rate of radionuclide, i , in $\mu\text{Ci}/\text{sec}$, as determined by sampling and analysis. Calculated using the concentration of noble gas radionuclide, i , in $\mu\text{Ci}/\text{cc}$, times the release pathway flow rate, in cc/second.

Dv = highest sector annual average gaseous dispersion factor (X/Q) at or beyond the unrestricted area boundary, in sec/m^3 , from Table 4.4 for station vent releases; and Table 4.5 for all other releases (Condenser Off Gas, ESF FHB, and ground releases). Maximum values presently in use are $1.27\text{E}-6$ sec/m^3 at sector ^{NW}SE for station vent, and $1.40\text{E}-5$ sec/m^3 for all other releases at E.

$1.30\text{E}-5$

$9.50\text{E}-7$ $1.23\text{E}-6$

5.1.2 Iodine-131, Iodine-133, Tritium and Radionuclides in Particulate Form, with Half-Lives Greater than 8 Days

For I-131, I-133, Tritium and Radionuclides in Particulate Form, with half-lives greater than 8 days, the following equation applies:

$$\text{Dose Rate}_{IP} = \sum_i (P_i) (Dv) (Q_i) \quad (\text{eq 5.1.2})$$

Where:

Dose Rate_{IP} = mrem/year organ dose rate.

P_i = dose parameter for I-131, I-133, Tritium and Radionuclides in Particulate Form, with half-lives greater than 8 days, for the inhalation pathway, in mrem/yr per $\mu\text{Ci}/\text{m}^3$, from Table 4.6. The dose factors are based on the critical individual organ and most restrictive age group (child).

Dv = highest sector annual average gaseous dispersion factor (X/Q or D/Q) at or beyond the unrestricted area boundary, in sec/m^3 , from Table 4.4 for the station vent releases and Table 4.5 for all other releases. X/Q is used for the inhalation pathway. Maximum values of X/Q presently used are ~~$1.27\text{E}-6$~~ sec/m^3 for station vent, at sector SE, and ~~$1.40\text{E}-5$~~ sec/m^3 for all other releases at sector E.
 $1.30\text{E}-5$ $Q_{SE} = 1.23\text{E}-6$

Q_i = release rate of each radionuclide, i, in $\mu\text{Ci}/\text{sec}$. Calculated using the concentration of each radionuclide, i, in $\mu\text{Ci}/\text{cc}$, times the release pathway flow rate, in cc/second.

Why is this
one
worded
differently?

5.2 Gaseous Effluents - 10 CFR 50 Appendix I5.2.1 Noble Gases

The air dose in an unrestricted area due to noble gases released in gaseous effluents from the site is determined using the following expressions:

$$\text{Dose } \Gamma = (3.17\text{E-}8) \times \sum_i (M_i) \times (Dv) \times (Q_i) \quad (\text{eq 5.2.1})$$

and

$$\text{Dose } \beta = (3.17\text{E-}8) \times \sum_i (N_i) \times (Dv) \times (Q_i) \quad (\text{eq 5.2.2})$$

Where:

Dose Γ = mrad gamma air dose due to gamma emissions from noble gas radionuclides.

Dose β = mrad beta air dose due to beta emissions from noble gas radionuclides.

M_i = air dose factor due to gamma emissions for each identified noble gas radionuclide, in mrad/yr per $\mu\text{Ci}/\text{m}^3$, from Table 4.3.

N_i = air dose factor due to beta emissions for each identified noble gas radionuclide, in mrad/yr per $\mu\text{Ci}/\text{m}^3$, from Table 4.3.

Dv = highest sector annual average gaseous dispersion factor, X/Q , at or beyond the unrestricted area boundary, in sec/m^3 . Values may be read or interpolated from Table 4.4 for releases from the station vent and Table 4.5 for all other releases. Maximum values of X/Q presently used are ~~$1.27\text{E-}6$~~ $1.27\text{E-}6$ sec/m^3 for station vent at sector ~~SE~~ ^{NW} E, and ~~$1.40\text{E-}5$~~ $1.30\text{E-}5$ sec/m^3 for all other releases at sector E. ~~$1.23\text{E-}6$~~

Q_i = release of noble gas radionuclide, i , in μCi , over the specified time period, ($\mu\text{Ci}/\text{second} \times \text{seconds}$).

$3.17\text{E-}8$ = inverse of the number of seconds in a year.

NOTE: If the methodology in this section is used in determining dose to an individual, rather than air dose due to noble gases, substitute K_i from Table 4.3, for M_i , and $(L_i + 1.1 M_i)$ for N_i .

5.2.2 Iodine-131, Iodine-133, Tritium and Radionuclides in Particulate Form, with Half-Lives Greater than 8 Days

The dose to an individual from I-131, I-133, Tritium and Radionuclides in Particulate Form with half-lives greater than 8 days in gaseous effluents released from the site to an unrestricted area is determined by solving the following expression:

$$\text{Dose}_o = \sum_i (3.17E-8) \times \sum_i (R_i) (Dv) (Q_i) \quad (\text{eq 5.2.2})$$

Where:

Dose_o = dose to all real pathways, p, to organ, o, of an individual in age group, a, from I-131, I-133, Tritium and Radionuclides in Particulate Form, with half-lives greater than 8 days, in mrem, during any desired time period.

R_i = the dose factor for each identified radionuclide, i, pathway, p, age group, a, and organ, o, in mrem/yr per $\mu\text{Ci}/\text{m}^3$ for the inhalation pathway and m^2 - mrem/yr per $\mu\text{Ci}/\text{sec}$ for other pathways, from Tables 5.2 to 5.7.

NOTE: Since there is minimal or no elemental iodine released from the condenser off-gas air ejector (see NUREG-0017) all iodine R_i values for all pathways, ~~except~~ the inhalation pathway, are considered to be zero when performing dose calculations for releases from the condenser off-gas air ejector. Only calculate the dose due to the inhalation pathway for condenser off-gas air ejector iodines. *replace Note*

When Condenser off-gas activity is above detectable limits, it is multiplied by 1.05 to account for an additional 5 percent activity released due to the Turbine Condenser, Gland Seal Exhaust, Emergency Feedwater or the Turbine Building. IAW Reference 9.11.

NOTE: Tritium, H-3, dose factor is mrem/year per $\mu\text{Ci}/\text{m}^3$ for all pathways.

Dv = highest sector annual average gaseous dispersion factor (X/Q) at or beyond the unrestricted area boundary, in sec/m^3 , for the inhalation pathway, and D/Q , in m^2 , for other pathways. Table 4.4 is used to derive the values for station vent releases and Table 4.5 is used to derive the values for all other releases. The values used to calculate site boundary and critical receptor doses are as follows:

Station Vent Releases - Boundary - all in sector SE

Inhalation X/Q	1.23E-6 1.50E-7 2.7E-6	in sector SE	
Meat D/Q	4.09E-8	Ground D/Q	2.98E-8 in sector SE 4.09E-8
Cow/Milk/Infant D/Q	4.09E-8	Vegetation D/Q	4.09E-8

Station Vent Releases - Critical Receptor

Inhalation X/Q	1.43E-6 1.04E-6	in sector SE	
Meat D/Q	7.45E-9	Ground D/Q	1.84E-8 2.25E-8
X/Q	6.62E-7	in sector SE	in sector SE
Cow/Milk/Infant D/Q	5.93E-9 5.45E-9	Vegetation D/Q	1.34E-8 8.68E-9
X/Q	8.87E-7	in sector SE	in sector SE
		X/Q	6.30E-7

Ground or Other Releases - Boundary

Inhalation X/Q	1.40E-5 1.30E-5	in sector E	
all in sector SE:			
Meat D/Q	4.25E-8	Ground D/Q	4.22E-8 4.25E-8 in sector SE
Cow/Milk/Infant D/Q	4.25E-8	Vegetation D/Q	4.25E-8

Ground or Other Releases - Critical Receptor - all in sector E

Inhalation X/Q	1.12E-5 1.04E-5	in sector E	
Meat D/Q	4.94E-9 5.84E-9	Ground D/Q	2.06E-8 2.37E-8 in sector E
X/Q	2.16E-6	in sector E	
Cow/Milk/Infant D/Q	4.94E-9 4.63E-9	Vegetation D/Q	1.66E-8 1.92E-8 in sector E
X/Q	1.63E-6	SE	X/Q 8.43E-6

Dv(H-3) = In the case of H-3 only the X/Q's above are used for all pathways.

Qi = release of I-131, I-133, Tritium and Radionuclides, i, in Particulate Form with half-lives greater than 8 days, in μCi, cumulative over the specified time period (μCi/second * seconds).

3.17E-8 = inverse of the number of seconds in a year.

~~5.4 Alternative Gaseous Dose Calculational Methodology~~

delete
As an alternative to the methods described above, the models in/or based upon, those presented in Regulatory Guide 1.109 (Rev. 1), may be used to make a comprehensive dose assessment. Default parameter values from Regulatory Guide 1.109 (Rev. 1) and/or actual site specific data can be used where applicable.

The onsite, on-line computerized system for tracking gaseous effluent dose uses annual average gaseous dispersion factors. As an alternative dose calculational methodology, TMI calculates doses using an advanced class "A" dispersion model called SEEDS (simplified environmental effluent dosimetry system).

This model incorporates the guidelines and methodology set forth in USNRC Regulatory Guide 1.109, and uses actual hourly meteorological information matched to the time of releases to more accurately assess the dispersion of effluents in the atmosphere. Combining this assessment of dispersion with TMI effluent data for each unit, postulated maximum hypothetical doses to the public are calculated.

TABLE 8.4
TMINS REMP Station Locations-Air Particulate and Air Iodine

<u>Station Code</u>	<u>Distance (miles)</u>	<u>Azimuth (°)</u>	<u>Map No.</u>
E1-2	0.4	97	8.1
F1-3	0.6	112	8.1
G2-1	1.4	126	8.2
M2-1	1.3	256	8.2
A3-1	2.7	357	8.2
H3-1	2.2	160	8.2
Q15-1	13.4	309	8.3

TABLE 8.5
TMINS REMP Station Locations-Direct Radiation

<u>Station Code</u>	<u>Distance (miles)</u>	<u>Azimuth (°)</u>	<u>Map No.</u>
A1-4	0.3	6	8.1
B1-1	0.6	25	8.1
B1-2	0.4	23 24	8.1
C1-2	0.3	50	8.1
D1-1	0.2	76	8.1
E1-2	0.4	97	8.1
E1-4	0.2	97	8.1
F1-2	0.2	112	8.1
G1-3	0.2	130	8.1
H1-1	0.5	167	8.1
J1-1	0.8	176	8.1
J1-3	0.3	189	8.1
K1-4	0.2	209	8.1
L1-1	0.1	236	8.1
M1-1	0.1	250 249	8.1
N1-3	0.1	274	8.1
P1-1	0.4	303	8.1
P1-2	0.1	292	8.1

TABLE 8.5 (Cont'd)

TMINS REMP Station Locations-Direct Radiation

<u>Station Code</u>	<u>Distance (miles)</u>	<u>Azimuth (°)</u>	<u>Map No.</u>
Q1-2	0.2	321	8.1
R1-1	0.2	335	8.1
C2-1	1.5	44	8.2
K2-1	1.2	200	8.2
M2-1	1.3	256	8.2
A3-1	2.7	357	8.2
H3-1	2.2	160	8.2
R3-1	2.6	341	8.2
A5-1	4.4	3	8.2
B5-1	4.9	19	8.2
C5-1	4.7	43	8.2
E5-1	4.7	82	8.2
F5-1	4.7	109	8.2
G5-1	4.8	131	8.2
H5-1	4.1	158	8.2
J5-1	4.9	181	8.2
K5-1	4.9	202	8.2
L5-1	4.1	228	8.2
M5-1	4.3	249	8.2
N5-1	5.0 4.9	268	8.2
P5-1	5.0	284	8.2
Q5-1	5.0	317	8.2
R5-1	4.9	339	8.2
D6-1	5.2	66	8.3
E7-1	6.7	88	8.3
Q9-1	8.5	310	8.3
B10-1	9.2	21	8.3
G10-1	9.7	128	8.3
G15-1	14.4	126	8.3
J15-1	12.6	183	8.3
Q15-1	13.4	309	8.3

TABLE 8.6

TMINS REMP Station Locations-Surface Water

<u>Station Code</u>	<u>Distance (miles)</u>	<u>Azimuth (°)</u>	<u>Map No.</u>
J1-2 (SW)	0.5	188	8.1
A3-2 (SW)	2.7	356	8.2
Q9-1 (DW)	8.5	310	8.3
Q9-1 (SW)	8.5	310	8.3
G15-2 (DW)	13.3	129	8.3
G15-3 (DW)	15.7	124	8.3

(SW) = Surface Water

(DW) = Drinking Water

TABLE 8.7

TMINS REMP Station Locations-Aquatic Sediment

<u>Station Code</u>	<u>Distance (miles)</u>	<u>Azimuth (°)</u>	<u>Map No.</u>
A1-3	0.5 0.6	359	8.1
K1-3	0.2	242 213	8.1
J2-1	1.4	179	8.2

TABLE 8.8

TMINS REMP Station Locations-Milk

<u>Station Code</u>	<u>Distance (miles)</u>	<u>Azimuth (°)</u>	<u>Map No.</u>
E2-2	1.1	96	8.2
F4-1	3.2	104	8.2
G2-1	1.4	126	8.2
P4-1	3.7 3.6	295	8.2
K15-3	14.4	205	8.3

TABLE 8.9

TMINS REMP Station Locations-Fish

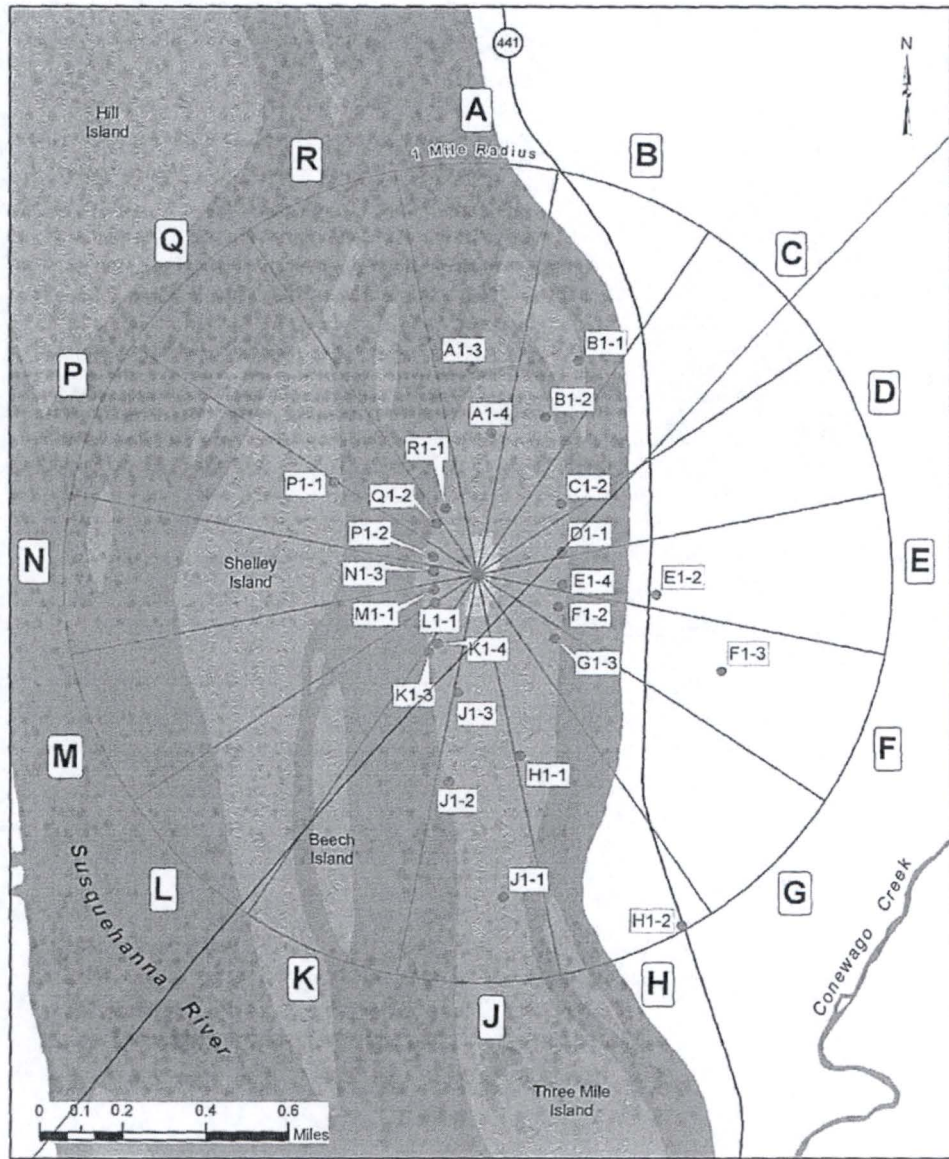
<u>Station Code</u>	<u>Station Location</u>
IND	Downstream of Station Discharge
BKG	Upstream of Station Discharge

TABLE 8.10

TMINS REMP Station Locations-Food Products

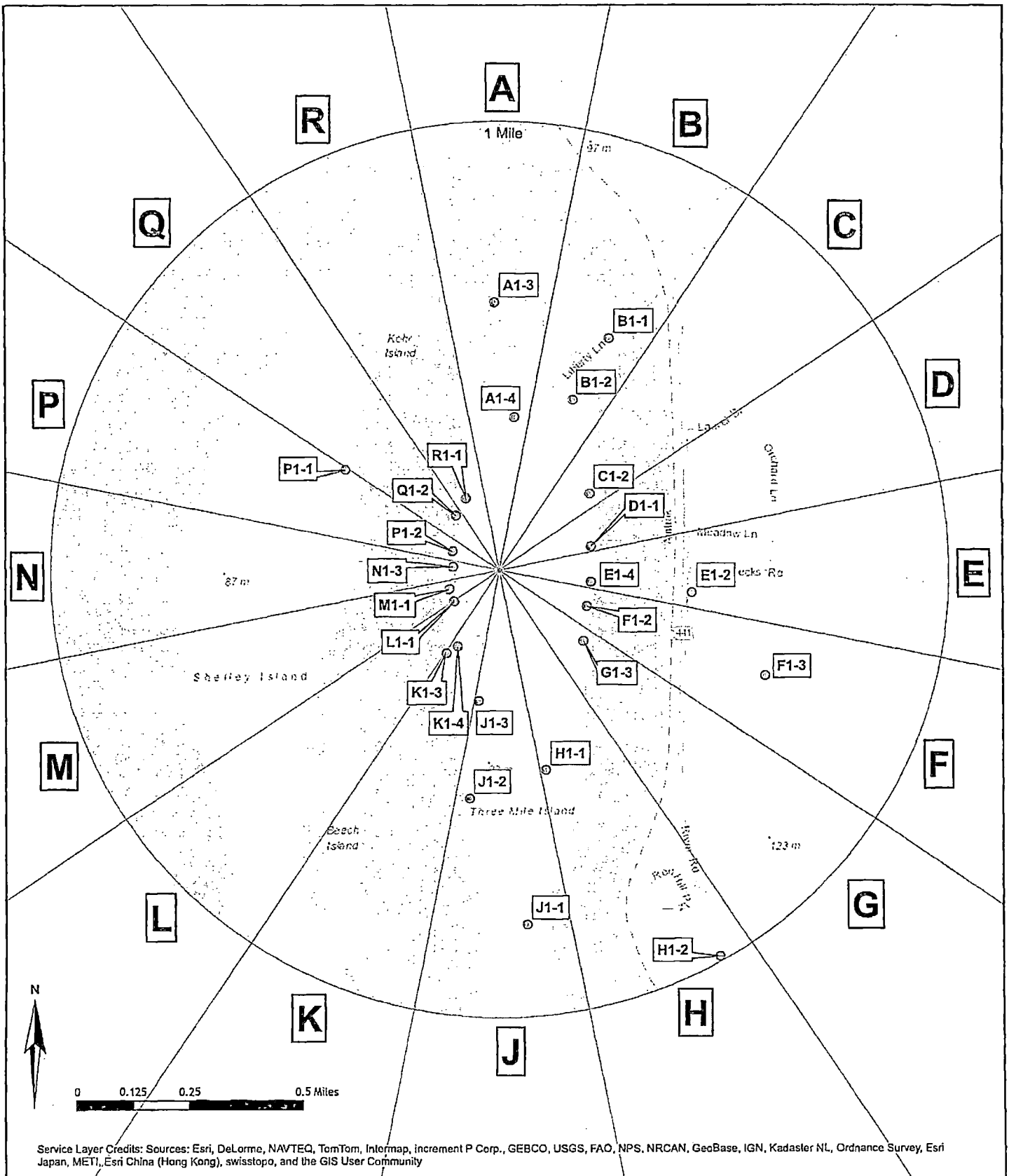
<u>Station Code</u>	<u>Distance (miles)</u>	<u>Azimuth (°)</u>	<u>Map No.</u>
E1-2	0.4	97	8.1
H1-2	1.0	151	8.1
B10-2	10.0	31	8.3

MAP 8.1
THREE MILE ISLAND NUCLEAR STATION
LOCATIONS OF RADIOLOGICAL ENVIRONMENTAL MONITORING PROGRAM
STATIONS WITHIN 1 MILE OF THE SITE



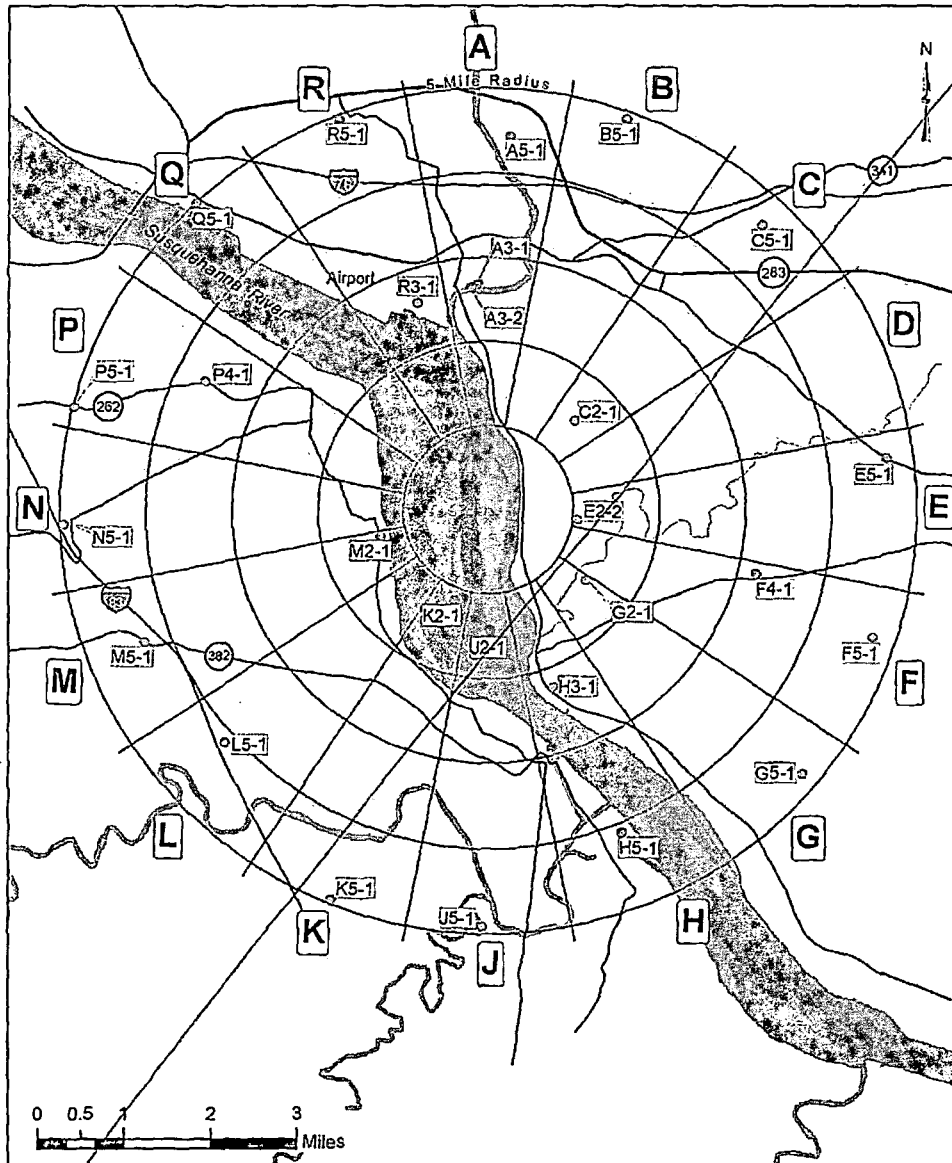
Replace with attached (file available)

MAP 8.1
Three Mile Island Nuclear Station
Locations of Radiological Environmental Monitoring Program Stations
Within 1 Mile of the Site



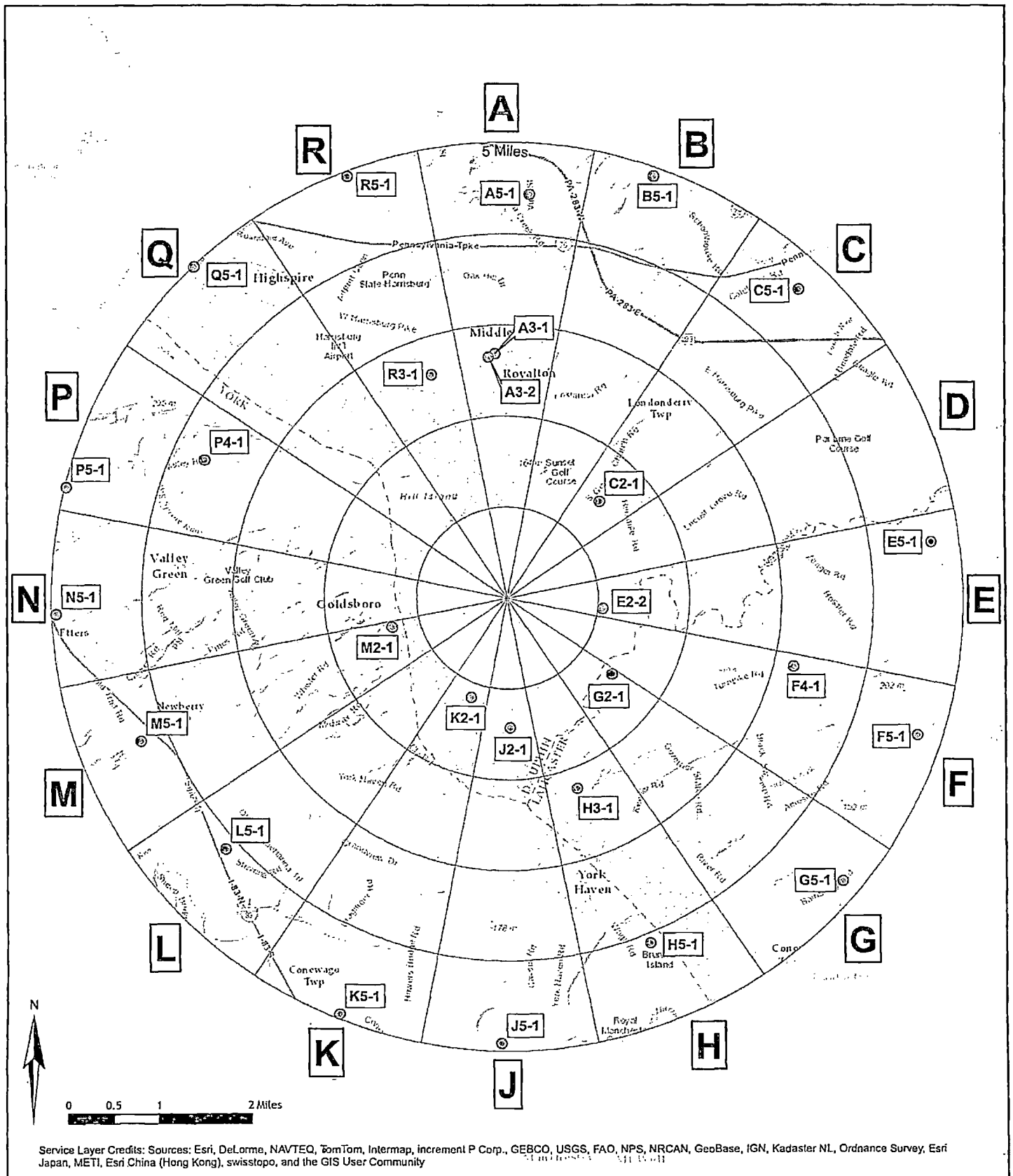
MAP 8.1
Three Mile Island Nuclear Station
Locations of Radiological Environmental Monitoring Program Stations
Within 1 Mile of the Site

**MAP 8.2
THREE MILE ISLAND NUCLEAR STATION
LOCATIONS OF RADIOLOGICAL ENVIRONMENTAL MONITORING PROGRAM
STATIONS WITHIN 5 MILES OF THE SITE**



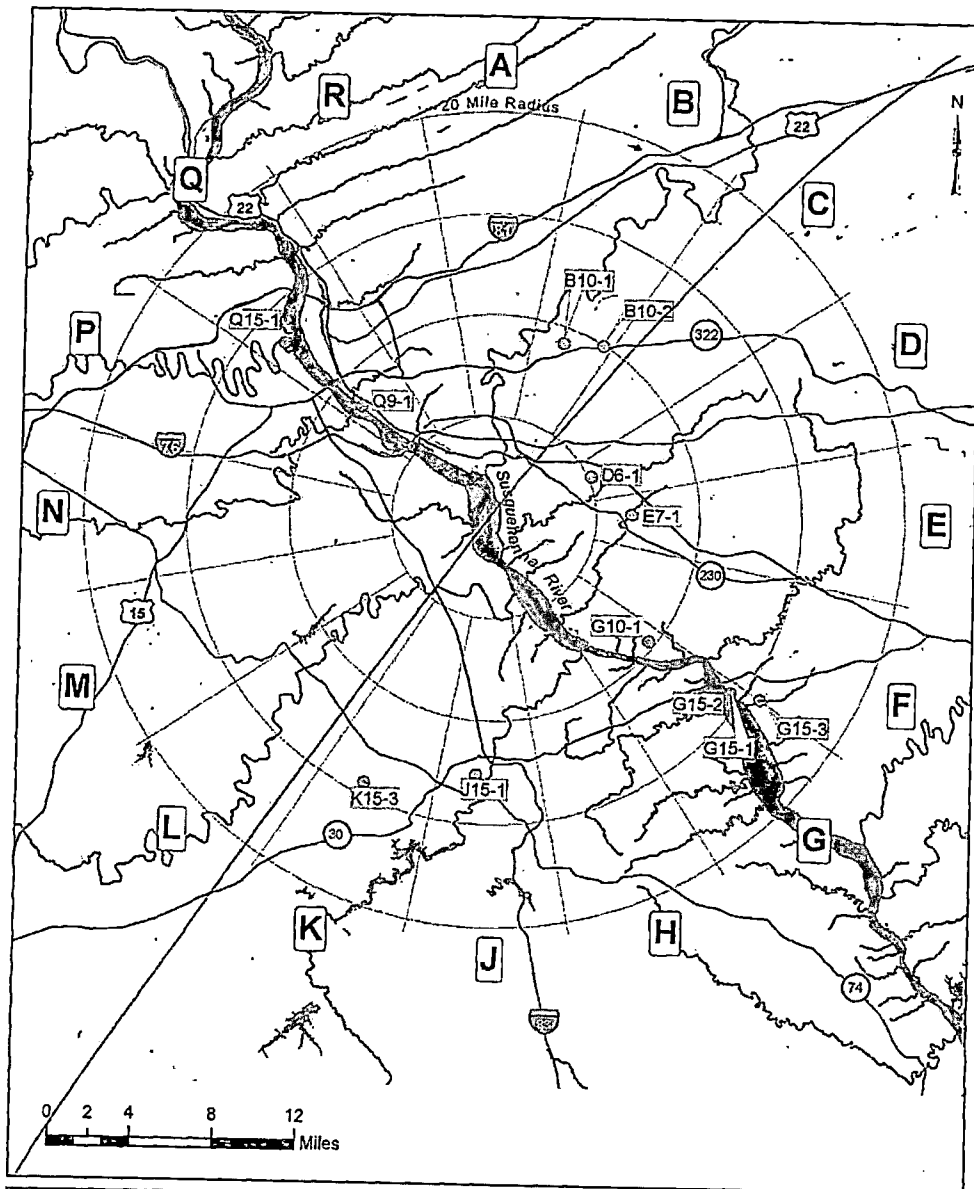
*Replace with
attached
(if available)*

**MAP 8.2
Three Mile Island Nuclear Station
Locations of Radiological Environmental Monitoring Program Stations
Within 5 Miles of the Site**



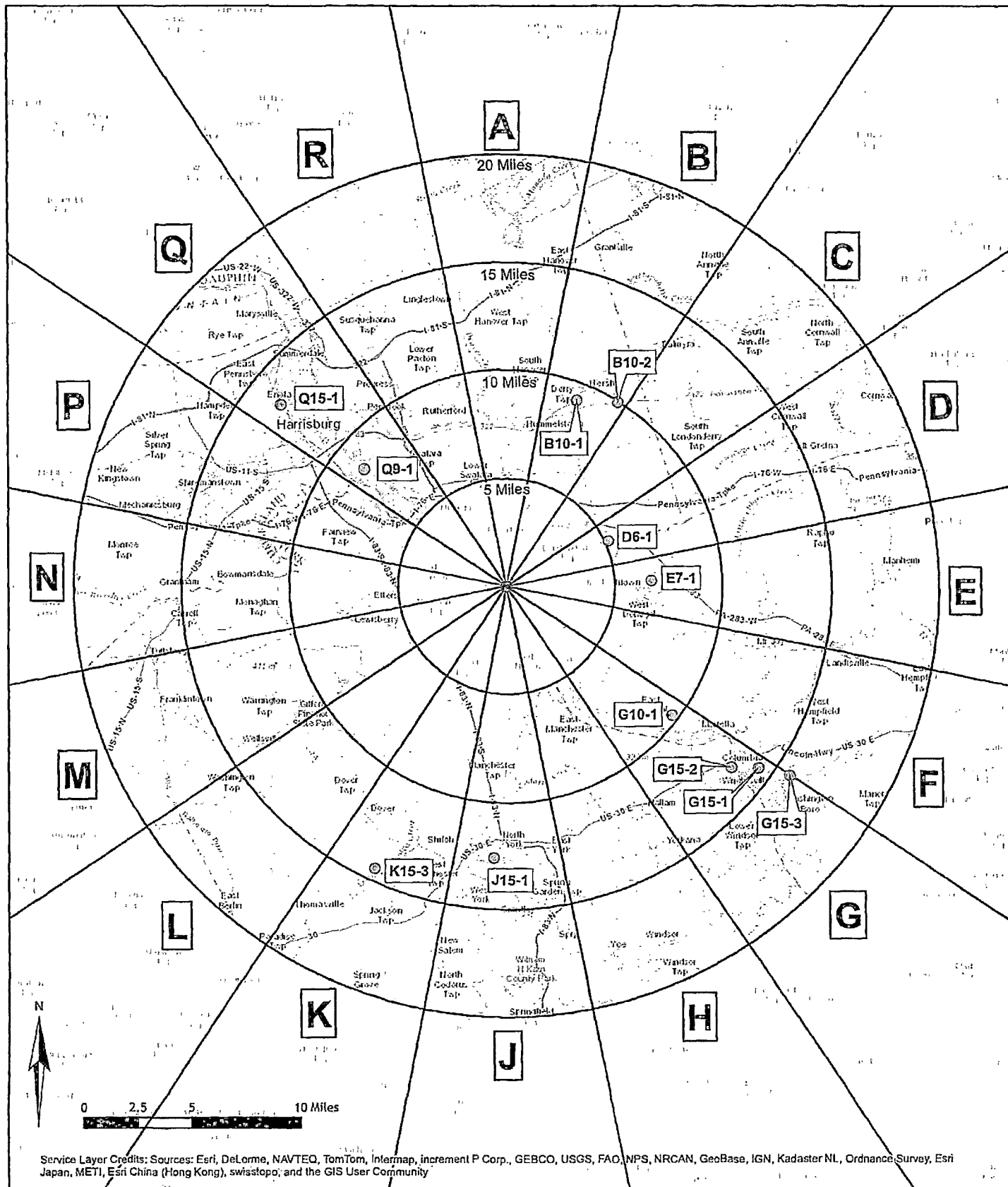
MAP 8.2
Three Mile Island Nuclear Station
Locations of Radiological Environmental Monitoring Program Stations
Within 5 Miles of the Site

MAP 8.3
THREE MILE ISLAND NUCLEAR STATION
LOCATIONS OF RADIOLOGICAL ENVIRONMENTAL MONITORING PROGRAM
STATIONS GREATER THAN 5 MILES FROM THE SITE



*Replace with
attached
(site available)*

MAP 8.3
Three Mile Island Nuclear Station
Locations of Radiological Environmental Monitoring Program Stations
Greater Than 5 Miles from the Site



MAP 8.3
Three Mile Island Nuclear Station
Locations of Radiological Environmental Monitoring Program Stations
Greater than 5 Miles from the Site

9.0 PART III REFERENCES

1. EPRI NP-3840, RP 1560-3 Final Report, "Environmental Radiation Doses From Difficult-To-Measure Nuclides," January 1985
2. "Evaluation of the Three Mile Island Nuclear Station Unit 1 to Demonstrate Conformance to the Design Objectives of 10 CFR 50, Appendix I," Nuclear Safety Associates, May 1976
3. TMI-1 Final Safety Analysis Report (FSAR)
4. TMI-2 ^{Post Defueled Monitored Storage} Final Safety Analysis Report (FSAR) (ADMSSAR)
5. Meteorological Information and Dose Assessment System (MIDAS)
6. NUREG-0017, "Calculation of Releases of Radioactive Materials in Gaseous and Liquid Effluents from PWR," Revision 1, 1985
7. NUREG-0133, "Preparation of Radiological Effluent Technical Specifications for Nuclear Power Plants," October 1978
8. NUREG-0172, "AgE-Specific Radiation Dose Commitment Factors For A One-Year Chronic Intake," November 1977
9. Regulatory Guide 1.21, "Measuring, Evaluating, and Reporting Radioactivity in Solid Wastes and Releases of Radioactive Materials in Liquid and Gaseous Effluents from Light-Water Cooled Nuclear Power Plants," Revision 1, June 1974
10. Regulatory Guide 1.109, "Calculation of Annual Doses to Man from Routine Releases of Reactor Effluents for the Purpose of Evaluating Compliance with 10 CFR 50, Appendix I," Revision 1, October 1977
11. ~~Simplified Environmental Effluent Dosimetry System (SEEDS)~~ ^{TDR-390 - TMI Primary to Secondary OTSG Leakage and its onsite/offsite Radiological Impact}
12. ~~TMI Recirculation Factor Memos, April 12, 1988 and March 17, 1988.~~ ^{SCR-358-82-063, "Study of Travel Time and Mixing Characteristics for the Susquehanna River Below Three Mile Island Final Report," July 1982.}
13. TMI-1 Operations Procedure, 1101-2.1, "Radiation Monitor Set Points"
14. Title 10, Code of Federal Regulations, "Energy"
15. TMI-1 Technical Specifications, attached to Facility Operating License No. DPR-50
16. Regulatory Guide 1.111, "Methods for Estimating Atmospheric Transport and Dispersion of Gaseous Effluents in Routine Releases from Light-Water-Cooled Reactors," Revision 1, July 1977
17. TMI-2 PDMS Technical Specifications, attached to Facility License No. DPR-73

18. Radiological Assessment Branch Technical Position on Environmental Monitoring, Revision 1, November 1979
19. Title 40, Code of Federal Regulations, "Protection of Environment"
20. Regulatory Guide 4.13, "Performance, Testing, and Procedural Specifications for Thermoluminescence Dosimetry: Environmental Applications," Revision 1, July 1977
21. ~~Post-Defueling Monitored Storage Safety Analysis Report (PDMS SAR)~~

2.0 TMI ANNUAL RADIOACTIVE EFFLUENT RELEASE REPORT

NOTE: A single submittal may be made for the station. The submittal should combine those sections that are common to both units at the station however, for units with separate radwaste systems, the submittal shall specify the release of radioactive material from each unit.

2.1 Routine Radioactive Effluent Release Reports covering the operations of the unit during the previous 12 months of operation shall be submitted prior to May 1 for TMI-1 and TMI-2.

2.2 The following information shall be included in both Radioactive Effluent Release Reports to be submitted each year:

The Radioactive Effluent Release Reports shall include a summary of the quantities of radioactive liquid and gaseous effluents and solid waste released from the unit as outlined in Reg. Guide 1.21, Rev. 1, with data summarized on a quarterly basis following the format of Appendix B thereof.

2.3 The Radioactive Effluent Release Reports shall include the following information for each type of solid waste shipped offsite during the report period:

- a. ~~Container volume~~ *Type of waste (e.g. resins/filters/evaporator bottoms, Dry Solid Waste, etc.)*
- b. ~~Total curie quantity (specify whether determined by measurement or estimate)~~ *Total Volume of each waste type*
- c. ~~Principal radionuclides (specify whether determined by measurement or estimate)~~ *Total Activity of each waste type*
- d. ~~Type of waste (e.g., spent resin, compacted dry waste, evaporator bottoms)~~ *Principal Radionuclides of each Waste type and percentages*
- e. ~~Solid waste disposition (Carrier and Consignee)~~ *Type of shipment (e.g., 1sa, type a, type b) and*
- f. ~~Solidification agent (e.g., cement)~~ *Irradiated Fuel Shipments disposition (Carrier and Consignee)*

2.4 The Radioactive Effluent Release Reports shall include a summary of unplanned releases from the site to unrestricted areas of radioactive materials in gaseous and liquid effluents made during the reporting period.

2.5 The Radioactive Effluent Release Reports shall include any changes made during the reporting period to the PROCESS CONTROL PROGRAM (PCP) documents and to the OFFSITE DOSE CALCULATION MANUAL (ODCM), as well as a listing of new locations for dose calculations and/or environmental monitoring identified by the land use census pursuant to Part III Section 8.2.

- 2.6 The Radioactive Effluent Release Reports shall include the instrumentation not returned to OPERABLE status within 30 days per ODCM Part I Controls 2.1.1b and 2.1.2b, and ODCM Part II Control 2.1.2b.
- 2.7 The Radioactive Effluent Release Report to be submitted shall include an annual summary of hourly meteorological data collected over the previous year. This annual summary may be either in the form of an hour-by-hour listing of wind speed, wind direction, atmosphere stability, and precipitation (if measured) on magnetic tape, or in the form of joint frequency distribution of wind speed, wind direction, and atmospheric stability.
- 2.8 The Radioactive Effluent Release Report shall include an assessment of the radiation doses to MEMBERS OF THE PUBLIC ^{at or beyond the site boundary} due to the radioactive liquid and gaseous effluents released from the unit or station during the previous calendar year. ~~The meteorological conditions concurrent with the time of release of radioactive materials in gaseous effluents (as determined by sampling frequency and measurement) shall be used for determining the gaseous pathway doses.~~ The assessment of radiation doses shall be performed in accordance with this ODCM.
- 2.9 The Radioactive Effluent Release Report shall include an assessment of the radiation doses from radioactive liquid and gaseous effluents to MEMBERS OF THE PUBLIC due to their activities inside the SITE BOUNDARY during the report period, to verify compliance with the limits of 10CFR20.1301(a)(1). All assumptions used in making these assessments (i.e., specific activity, exposure time and location) shall be included in these reports.
- 2.10 The Radioactive Effluent Release Report shall also include an assessment of radiation doses to the likely most exposed real individual from reactor releases, and other nearby uranium fuel cycle sources, including doses from primary effluent pathways and direct radiation for the previous 12 consecutive months, to show conformance with 40 CFR 190 "Environmental Radiation Protection Standards for Nuclear Power Operation." Acceptable methods for calculating the dose contributions from liquid and gaseous effluents are given in Regulatory Guide 1.109, Rev. 1.
- 2.11 *The Radioactive Effluent Release Report shall also include a report of Major Changes to Radioactive Waste Treatment Systems. FSAR Section 11.2.6 requires this reporting.*

APPENDIX C

Page 1 of 1

 R_i - Ground Plane Pathway Dose Factor

$$R_i = k' k'' (SF) (DFG_i) [(1 - e^{-\lambda_i t}) / \lambda_i] \quad (\text{Eq C-1})$$

Where:

k' = conversion factor, 1E6 pCi/microcurie

k'' = conversion factor, 8760 hr/yr

λ_i = decay constant for the i^{th} radionuclide, sec^{-1}

t = the exposure time (this calculation assumes that decay is the only operating removal mechanism) 4.73×10^8 sec. (15 yrs), Reg. Guide 1.109 (Rev. 1), Appendix C

DFG_i = the ground plane dose conversion factor for the i^{th} radionuclide (mrem/hr per pCi/m^2). Values are taken from Table E-6, Reg. Guide 1.109 (Rev. 1), or NUREG 0172. These values apply to all age groups.

SF = 0.7, shielding factor, from Table E-15 Reg. Guide 1.109 (Rev. 1)

Reference ODCM Part III Table 5.3.1

APPENDIX D

Page 1 of 2

R_i - Grass Cow-Milk Pathway Dose Factor

$$R_i = k' [(Q_F \times U_{AP}) / (\lambda_i + \lambda_w)] \times (F_m) \times (r) \times (DFL_{i,a,o}) \times \left[\frac{1}{((f_p \times f_s)/Y_p) + ((1-f_p) \times f_s) e^{-\lambda_i t_f}} \right] \times \frac{1}{Y_s} e^{-\lambda_i t_h} \quad (\text{Eq D-1})$$

Where:

- k' = conversion factor, 1E6 picocurie/microcurie (pCi/ μ ci)
- Q_F = cow consumption rate, 50 kg/day, (Reg. Guide 1.109, Rev. 1)
goat consumption rate, 6 kg/day, (Reg. Guide 1.109, Rev. 1, Table E-2)
- U_{AP} = Receptor's milk consumption rate; 330, 330, 400, 310 liters/yr for infant, child, teenager, and adult age groups, respectively (Reg. Guide 1.109, Rev. 1)
- Y_P = agricultural productivity by unit area of pasture feed grass, 0.7 kg/m² (NUREG-0133)
- Y_S = agricultural productivity by unit area of stored feed, 2.0 kg/m² (NUREG-0133)
- F_m = stable element transfer coefficient (Table E-1, Reg. Guide 1.109, Rev. 1)
- r = fraction of deposited activity retained in cow's feed grass, 0.2 for particulates, 1.0 for radioiodine (Table E-15, Reg. Guide 1.109, Rev. 1)
- $DFL_{i,a,o}$ = the ingestion dose factor for organ, o, and the ith radionuclide for each respective age group, a (Tables E-11 to E-14, Reg. Guide 1.109, Rev. 1), or NUREG 0172.
- λ_i = decay constant for the ith radionuclide, sec⁻¹
- λ_w = decay constant for weathering, 5.73 x 10⁻⁷ sec⁻¹ (NUREG-0133); based on a 14 day half life
- t_f = 1.73 x 10⁵ sec, the transport time from pasture to cow to milk to receptor (Table E-15, Reg. Guide 1.109, Rev. 1), or 2 days
- t_h = 7.78 x 10⁶ sec, the transport time from pasture to harvest to cow to milk to receptor (Table E-15, Reg. Guide 1.109, Rev. 1), or 90 days
- f_p = 1.0, the fraction of the year that the cow is on pasture
- f_s = 1.0, the fraction of the cow feed that is pasture grass while the cow is on pasture

APPENDIX E

Page 1 of 2

$$R_i = \overset{\text{Grass}}{\text{Cow-Meat Pathway Dose Factor}}$$

$$R_i = k' [(Q_F \times U_{AP}) / (\lambda_i + \lambda_w)] \times (F_f) \times (r) \times (DFL_{i,a,o}) \times \left[\frac{1}{((f_p \times f_s)/Y_p) + ((1-f_p f_s) e^{-\lambda_i t_f})/Y_s} \right] \times E^{-\lambda_i t_h} \quad (\text{Eq E-1})$$

Where:

- k' = conversion factor, 1E6 picocurie/microcurie (pCi/ μ ci)
- Q_F = cow consumption rate, 50 kg/day, (Reg. Guide 1.109, Rev. 1)
- U_{AP} = Receptor's meat consumption rate; 0, 41, 65, 110 kg/yr for infant, child, teenager, and adult age groups, respectively (Reg. Guide 1.109, Rev. 1)
- F_f = the stable element transfer coefficients, days/kg (Table E-1, Reg. Guide 1.109, Rev. 1)
- r = fraction of deposited activity retained in cow's feed grass, 0.2 for particulates, 1.0 for radioiodine (Table E-15, Reg. Guide 1.109, Rev. 1)
- $DFL_{i,a,o}$ = the ingestion dose factor for organ, o, and the ith radionuclide for each respective age group, a (Tables E-11 to E-14, Reg. Guide 1.109, Rev. 1), or NUREG 0172.
- λ_i = decay constant for the radionuclide i, sec^{-1}
- λ_w = decay constant for weathering, $5.73 \times 10^{-7} \text{ sec}^{-1}$ (NUREG-0133), based on a 14 day half life
- t_f = $1.73 \times 10^6 \text{ sec}$, the transport time from pasture to receptor (NUREG-0133)
- t_h = $7.78 \times 10^6 \text{ sec}$, the transport time from crop to receptor (NUREG-0133)
- Y_p = agricultural productivity by unit area of pasture feed grass, 0.7 kg/m^2 (NUREG-0133)
- Y_s = agricultural productivity by unit area of stored feed, 2.0 kg/m^2 (NUREG-0133)
- f_p = 1.0, the fraction of the year that the cow is on pasture
- f_s = 1.0, the fraction of the cow feed that is pasture grass while the cow is on pasture

APPENDIX F

PAGE 1 OF 1

 R_i - Vegetation Pathway Dose Factor

$$R_i = k' \times [r / (Y_v (\lambda_i + \lambda_w))] \times (DFL_{i,a,o}) \times [(U_A^L f_L \frac{1 - e^{-\lambda_i t_L}}{\lambda_i} + U_A^S f_g \frac{1 - e^{-\lambda_i t_h}}{\lambda_i})] \quad (\text{Eq F-1})$$

Where:

k' = 1E6 picocurie/microcurie (pCi/ μ ci)

U_A^L = the consumption rate of fresh leafy vegetation, 0, 26, 42, 64 kg/yr for infant, child, teenager, or adult age groups, respectively (Reg. Guide 1.109, Rev. 1)

U_A^S = the consumption rate of stored vegetation, 0, 520, 630, 520 kg/yr for infant, child, teenager, or adult age groups respectively (Reg. Guide 1.109, Rev. 1)

f_L = the fraction of the annual intake of fresh leafy vegetation grown locally, = 1.0 (NUREG-0133)

f_g = the fraction of the stored vegetation grown locally = 0.76 (NUREG-0133)

t_L = the average time between harvest of leafy vegetation and its consumption, 8.6×10^4 seconds [Table E-15, Reg. Guide 1.109, Rev. 1 (24 hrs)]

t_h = the average time between harvest of stored leafy vegetation and its consumption, 5.18×10^6 seconds, [Table E-15, Reg. Guide 1.109, Rev. 1 (60 days)]

Y_v = the vegetation area density, 2.0 kg/m² (Table E-15, Reg. Guide 1.109, Rev. 1)

All other parameters are as previously defined.

The concentration of tritium in vegetation is based on the airborne concentration rather than the deposition. Therefore, R_i is based on (X/Q)

$$R_{t,a,o} = k' k'' [U_A^L f_L + U_A^S f_g] (DFL_{t,a,o}) (.75 [.5/H]) \quad (\text{Eq F-2})$$

Where:

All terms are as defined above and in Appendix D.

Reference: ODCM Part III, Tables 5.7.1 to 5.7.4

APPENDIX A-F REFERENCES

(Page 1 of 4)

Parameters Used in Dose Factor Calculations

Parameter	Value	Origin of Value		
		Table in R.G. 1.109	Section of NUREG-0133	Site- Specific
	*** For P_i ***			
DFA_i	Each radionuclide	E-9		Note 1
BR	3700 m ³ /yr (child)	E-5		
	For R_i (Vegetation)			
r	Each element type	E-1		
Y_v	2.0 kg/m ²	E-15		
λ_w	5.73 E-7 sec ⁻¹		5.3.1.3	
DFL_i	Each age group and radionuclide	E-11 thru E-14		Note 1
U_a^L	Each age group	E-5		
f_L	1.0		5.3.1.5	
t_L	8.6 E + 4 seconds	E-15		
U_a^S	Each age group	E-5		
f_g	0.76		5.3.1.5	
t_h	5.18 E + 6 seconds	E-15		
H	8.0 grams/kg m ⁻³		5.2.1.3	
	For R_i (Inhalation)			
BR	Each age group	E-5		
DFA_i	Each age group and nuclide	E-7 thru E-10		Note 1

APPENDIX A-F REFERENCES

(Page 2 of 4)

Parameters Used in Dose Factor Calculations

Parameter	Value	Origin of Value		
		Table in R.G. 1.109	Section of NUREG-0133	SitE- Specific
	*** For R_i (Ground Plane) ***			
SF	0.7	E-15		
DFG _i	Each radionuclide	E-6		
t	4.73 E + 8 sec		5.3.1.2	
	*** For R_i (Grass/Animal/Meat) ***			
Q _F (Cow)	50 kg/day	E-3		
Q _F (Goat)	6 kg/day	E-3		Ref. Only
U _{ap}	Each age group	E-5		
λ_w	5.73 E-7 sec ⁻¹		5.3.1.3	
F _r (Both)	Each element	E-1		
r	Each element type	E-15		
DFL _i	Each age group and nuclide	E-11 thru E-14		Note 1
f _p	1.0		5.3.1.3	Note 2
f _s	1.0		5.3.1.3	Note 2
Y _p	0.7 kg/m ³	E-15		
t _h	7.78 E + 6 sec	E-15		
Y _s	2.0 kg/m ²	E-15		
t _f	1.73 E + 6 sec	E-15		
H	8.0 grams/kg h ³		5.2.1.3	

APPENDIX A-F REFERENCES

(Page 3 of 4)

Parameters Used in Dose Factor Calculations

Parameter	Value	Origin of Value		
		Table in R.G. 1.109	Section of NUREG-0133	Site- Specific
	*** For R _i (Grass/Cow/Milk) ***			
Q _f	50 kg/day	E-3		
U _{ap}	Each age group	E-5		
λ _w	5.73 E-7 sec ⁻¹		5.3.1.3	
F _m	Each element	E-1		
r	Each element type	E-15		
DFL ₁	Each age group and nuclide	E-11 thru E-14		Note 1
Y _p	0.7 kg/m ²	E-15		
t _h	7.78 E + 6 sec	E-15		
Y _s	2.0 kg/m ²	E-15		
t _r	1.73 E + 5 sec	E-15		
f _p	1.0		5.3.1.3	
f _s	1.0		5.3.1.3	
H	8.0 grams/kg m ³		5.2.1.3	

OFFSITE DOSE CALCULATION MANUAL (ODCM)

INTRODUCTION

The OFFSITE DOSE CALCULATION MANUAL (ODCM) is a supporting document of the Three Mile Island Nuclear Station (TMI) Unit 1 and Unit 2 PDMS Technical Specifications and implements TMI radiological effluent controls. The ODCM contains the controls, bases, and surveillance requirements for liquid and gaseous radiological effluents. In addition, the ODCM describes the methodology and parameters to be used in the calculation of off-site doses due to radioactive liquid and gaseous effluents. This document also describes the methodology used for calculation of the liquid and gaseous effluent monitoring instrumentation alarm/trip set points. Liquid and Gaseous Radwaste Treatment System configurations are also included.

The ODCM also is used to define the requirements for the TMI radiological environmental monitoring program (REMP) and contains a list and graphical description of the specific sample locations used in the REMF.

The ODCM is maintained at the Three Mile Island (TMI) site for use as a reference guide and training document of accepted methodologies and calculations. Changes in the calculation methods or parameters will be incorporated into the ODCM to ensure the ODCM represents the present methodology in all applicable areas. Changes to the ODCM will be implemented in accordance with the TMI-1 and TMI-2 PDMS Technical Specifications.

The ODCM follows the methodology and models suggested by NUREG-0133, and Regulatory Guide 1.109, Revision 1 for calculation of off-site doses due to plant effluent releases.

TMI implements the TMI Radiological Effluent Controls Program and Regulatory Guide 1.21, Revision 1 (Annual Radioactive Effluent Release Report) requirements by use of a computerized system used to determine TMI effluent releases and to update cumulative effluent doses.

TABLE OF CONTENTS**PART I TMI-1 RADIOLOGICAL EFFLUENT CONTROLS**

<u>Section</u>	<u>Page</u>
1.0 DEFINITIONS	13
Table 1-1, Frequency Notation	18
Map 1.1, Gaseous Effluent Release Points and Liquid Effluent Outfall Locations	19
2.0 RADIOLOGICAL EFFLUENT CONTROLS AND BASES	20
2.1 Radioactive Effluent Instrumentation	20
2.1.1 Radioactive Liquid Effluent Instrumentation	20
Table 2.1-1, Radioactive Liquid Effluent Instrumentation	22
2.1.2 Radioactive Gaseous Process and Effluent Monitoring Instrumentation	23
Table 2.1-2, Radioactive Gaseous Process and Effluent Monitoring Instrumentation	24
2.2 Radioactive Effluent Controls	30
2.2.1 Liquid Effluent Controls	30
2.2.2 Gaseous Effluent Controls	34
2.2.3 Total Radioactive Effluent Controls	41
3.0 SURVEILLANCES	44
3.1 Radioactive Effluent Instrumentation	44
3.1.1 Radioactive Liquid Effluent Instrumentation	44
Table 3.1-1, Radioactive Liquid Effluent Monitoring Instrumentation Surveillance Requirements	45
3.1.2 Radioactive Gaseous Process and Effluent Monitoring Instrumentation	47
Table 3.1-2, Radioactive Gaseous Process and Effluent Monitoring Instrumentation Surveillance Requirements	48

TABLE OF CONTENTS (Cont'd)**PART I TMI-1 RADIOLOGICAL EFFLUENT CONTROLS**

<u>Section</u>	<u>Page</u>
3.2 Radiological Effluents	53
3.2.1 Liquid Effluents	53
Table 3.2-1, Radioactive Liquid Waste Sampling and Analysis Program	55
3.2.2 Gaseous Effluents	58
Table 3.2-2, Radioactive Gaseous Waste Sampling and Analysis Program	60
3.2.3 Total Radioactive Effluents	64
4.0 PART I REFERENCES	65

TABLE OF CONTENTS (Cont'd)**PART II TMI-2 RADIOLOGICAL EFFLUENT CONTROLS**

<u>Section</u>	<u>Page</u>
1.0 DEFINITIONS	67
Table 1.1, Frequency Notation	70
2.0 CONTROLS AND BASES	71
2.1 Radioactive Effluent Instrumentation	71
2.1.1 Radioactive Liquid Effluent Instrumentation	71
2.1.2 Radioactive Gaseous Process and Effluent Monitoring Instrumentation	71
Table 2.1-2, Radioactive Gaseous Process and Effluent Monitoring Instrumentation	73
2.2 Radioactive Effluent Controls	74
2.2.1 Liquid Effluent Controls	74
2.2.2 Gaseous Effluent Controls	78
2.2.3 Total Radioactive Effluent Controls	85
3.0 SURVEILLANCES	87
3.1 Radioactive Effluent Instrumentation	87
3.1.1 Radioactive Liquid Effluent Instrumentation	87
3.1.2 Radioactive Gaseous Process and Effluent Monitoring Instrumentation	87
Table 3.1-2, Radioactive Gaseous Process and Effluent Monitoring Instrumentation Surveillance Requirements	88
3.2 Radioactive Effluents	89
3.2.1 Liquid Effluents	89
Table 3.2-1, Radioactive Liquid Waste Sampling and Analysis Program	90
3.2.2 Gaseous Effluents	91

TABLE OF CONTENTS (Cont'd)

PART II TMI-2 RADIOLOGICAL EFFLUENT CONTROLS

<u>Section</u>	<u>Page</u>
Table 3.2-2, Radioactive Gaseous Waste Sampling and Analysis Program	92
3.2.3 Total Radioactive Effluents	95
4.0 PART II REFERENCES	96

TABLE OF CONTENTS (Cont'd)

PART III EFFLUENT DATA AND CALCULATIONAL METHODOLOGIES

<u>Section</u>	<u>Page</u>
1.0 LIQUID EFFLUENT MONITORS	98
1.1 TMI-1 and TMI-2 Liquid Radiation Monitor Set Points	98
1.2 TMI Liquid Effluent Release Points and Liquid Radiation Monitor Data	99
1.3 Control of Liquid Releases	101
2.0 LIQUID EFFLUENT DOSE ASSESSMENT	106
2.1 Liquid Effluents - 10 CFR 50 Appendix I	106
2.2 TMI Liquid Radwaste System Dose Calcs Once Per Month	107
3.0 TMI LIQUID EFFLUENT WASTE TREATMENT SYSTEM	126
3.1 TMI-1 Liquid Effluent Waste Treatment System	126
3.2 Operability of the TMI-1 Liquid Effluent Waste Treatment System	127
3.3 TMI-2 Liquid Effluent Waste Treatment System	127
4.0 GASEOUS EFFLUENT MONITORS	130
4.1 TMI-1 Noble Gas Monitor Set Points	130
4.2 TMI-1 Particulate and Radioiodine Monitor Set Points	132
4.3 TMI-2 Gaseous Radiation Monitor Set Points	133
4.4 TMI-1 Gaseous Effluent Release Points and Gaseous Radiation Monitor Data	134
4.5 TMI-2 Gaseous Effluent Release Points and Gaseous Radiation Monitor Data	136
4.6 Control of Gaseous Effluent Releases	137

TABLE OF CONTENTS (Cont'd)**PART III EFFLUENT DATA AND CALCULATIONAL METHODOLOGIES**

<u>Section</u>	<u>Page</u>
5.0 GASEOUS EFFLUENT DOSE ASSESSMENT	149
5.1 Gaseous Effluents - Instantaneous Release Limits	149
5.1.1 Noble Gases	149
5.1.1.1 Total Body	149
5.1.1.2 Skin	150
5.1.2 Iodines, Tritium and Particulates	151
5.2 Gaseous Effluents - 10 CFR 50 Appendix I	152
5.2.1 Noble Gases	152
5.2.2 Iodines, Tritium and Particulates	153
5.3 Gaseous Radioactive System Dose Calculations Once per Month	156
6.0 TMI-1 GASEOUS EFFLUENT WASTE TREATMENT SYSTEM	178
6.1 Description of the TMI-1 Gaseous Radwaste Treatment System	178
6.2 Operability of the TMI-1 Gaseous Radwaste Treatment System	178
7.0 EFFLUENT TOTAL DOSE ASSESSMENT	180
8.0 TMINS RADIOLOGICAL ENVIRONMENTAL MONITORING PROGRAM (REMP)	181
8.1 Monitoring Program Requirements	181
8.2 Land Use Census	184
8.3 Interlaboratory Comparison Program	186
9.0 PART III REFERENCES	204

TABLE OF CONTENTS (Cont'd)

PART III EFFLUENT DATA AND CALCULATIONAL METHODOLOGIES

<u>Section</u>	<u>Page</u>
TABLES	
Table 1.1 TMI Liquid Release Point and Liquid Radiation Monitor Data	102
Table 1.2 TMI-2 Sump Capacities	103
Table 2.1 Liquid Dose Conversion Factors (DCF): DF_{ij}	109
Table 2.2 Bioaccumulation Factors, BF_i	125
Table 4.1 TMI-1 Gaseous Release Point and Gaseous Radiation Monitor Data	138
Table 4.2 TMI-2 Gaseous Release Point and Gaseous Radiation Monitor Data	139
Table 4.3 Dose Factors for Noble Gases and Daughters	140
Table 4.4 Atmospheric Dispersion Factors for Three Mile Island - Station Vent	141
Table 4.5 Atmospheric Dispersion Factors for Three Mile Island - Ground Release	142
Table 4.6 Dose Parameters for Radioiodines and Radioactive Particulate In Gaseous Effluents	143
Table 5.2.1 Pathway Dose Factors, R_i - Infant, Inhalation	157
Table 5.2.2 Pathway Dose Factors, R_i - Child, Inhalation	158
Table 5.2.3 Pathway Dose Factors, R_i - Teen, Inhalation	159
Table 5.2.4 Pathway Dose Factors, R_i - Adult, Inhalation	160
Table 5.3.1 Pathway Dose Factors, R_i - All Age Groups, Ground Plane	161
Table 5.4.1 Pathway Dose Factors, R_i - Infant, Grass-Cow-Milk	162
Table 5.4.2 Pathway Dose Factors, R_i - Child, Grass-Cow-Milk	163
Table 5.4.3 Pathway Dose Factors, R_i - Teen, Grass-Cow-Milk	164
Table 5.4.4 Pathway Dose Factors, R_i - Adult, Grass-Cow-Milk	165
Table 5.5.1 Pathway Dose Factors, R_i - Infant, Grass-Goat-Milk	166

TABLE OF CONTENTS (Cont'd)

PART III EFFLUENT DATA AND CALCULATIONAL METHODOLOGIES

<u>Section</u>	<u>Page</u>
TABLES	
Table 5.5.2 Pathway Dose Factors, R_i - Child, Grass-Goat-Milk	167
Table 5.5.3 Pathway Dose Factors, R_i - Teen, Grass-Goat-Milk	168
Table 5.5.4 Pathway Dose Factors, R_i - Adult, Grass-Goat-Milk	169
Table 5.6.1 Pathway Dose Factors, R_i - Infant, Grass-Cow-Meat	170
Table 5.6.2 Pathway Dose Factors, R_i - Child, Grass-Cow-Meat	171
Table 5.6.3 Pathway Dose Factors, R_i - Teen, Grass-Cow-Meat	172
Table 5.6.4 Pathway Dose Factors, R_i - Adult, Grass-Cow-Meat	173
Table 5.7.1 Pathway Dose Factors, R_i - Infant, Vegetation	174
Table 5.7.2 Pathway Dose Factors, R_i - Child, Vegetation	175
Table 5.7.3 Pathway Dose Factors, R_i - Teen, Vegetation	176
Table 5.7.4 Pathway Dose Factors, R_i - Adult, Vegetation	177
Table 8.1 Sample Collection and Analysis Requirements	187
Table 8.2 Reporting Levels for Radioactivity Concentrations in Environmental Samples	193
Table 8.3 Detection Capabilities for Environmental Sample Analysis	194
Table 8.4 TMINS REMP Station Locations - Air Particulate and Air Iodine	197
Table 8.5 TMINS REMP Station Locations - Direct Radiation	197
Table 8.6 TMINS REMP Station Locations - Surface Water	199
Table 8.7 TMINS REMP Station Locations - Aquatic Sediment	199
Table 8.8 TMINS REMP Station Locations - Milk	200
Table 8.9 TMINS REMP Station Locations - Fish	200
Table 8.10 TMINS REMP Station Locations - Food Products	200

TABLE OF CONTENTS (Cont'd)

PART III EFFLUENT DATA AND CALCULATIONAL METHODOLOGIES	
<u>Section</u>	<u>Page</u>
MAPS	
MAP 8.1	Three Mile Island Nuclear Station Locations of Radiological Environmental Monitoring Program Stations within 1 Mile of the Site 201
MAP 8.2	Three Mile Island Nuclear Station Locations of Radiological Environmental Monitoring Program Stations within 5 miles of the Site 202
MAP 8.3	Three Mile Island Nuclear Station Locations of Radiological Environmental Monitoring Program Stations Greater than 5 miles from the Site 203
FIGURES	
Figure 1.1	TMI-1 Liquid Effluent Pathways 104
Figure 1.2	TMI-2 Liquid Effluent Pathways 105
Figure 3.1	TMI-1 Liquid Radwaste 128
Figure 3.2	TMI-1 Liquid Waste Evaporators 129
Figure 4.1	TMI-1 Gaseous Effluent Pathways 144
Figure 4.2	TMI-1 Auxiliary and Fuel Handling Buildings Effluent Pathways 145
Figure 4.3	TMI-1 Reactor Building Effluent Pathway 146
Figure 4.4	TMI-1 Condenser Offgas Effluent Pathway 147
Figure 4.5	TMI-2 Gaseous Effluent Filtration System/Pathways 148
Figure 6.1	Waste Gas System 179

TABLE OF CONTENTS (Cont'd)**PART IV REPORTING REQUIREMENTS**

<u>Section</u>	<u>Page</u>
1.0 TMI ANNUAL RADIOLOGICAL ENVIRONMENTAL OPERATING REPORT	207
2.0 TMI ANNUAL RADIOACTIVE EFFLUENT RELEASE REPORT	208
3.0 PART IV REFERENCES	210

APPENDICES

A. Pathway Dose Rate Parameter (P_i)	211
B. Inhalation Pathway Dose Factor (R_i)	212
C. Ground Plane Pathway Dose Factor (R_i)	213
D. Grass-Cow-Milk Pathway Dose Factor (R_i)	214
E. Cow-Meat Pathway Dose Factor (R_i)	216
F. Vegetation Pathway Dose Factor (R_i)	218
APPENDIX A - F REFERENCES	219

PART I

TMI-1 RADIOLOGICAL EFFLUENT CONTROLS

1.0 DEFINITIONS

The following terms are defined for uniform interpretation of these controls and surveillances.

1.1 Reactor Operating Conditions

1.1.1 Cold Shutdown

The reactor is in the cold shutdown condition when it is subcritical by at least one percent delta k/k and T_{avg} is no more than 200°F. Pressure is defined by Technical Specification 3.1.2.

1.1.2 Hot Shutdown

The reactor is in the hot shutdown condition when it is subcritical by at least one percent delta k/k and T_{avg} is at or greater than 525°F.

1.1.3 Reactor Critical

The reactor is critical when the neutron chain reaction is self-sustaining and $K_{eff} = 1.0$.

1.1.4 Hot Standby

The reactor is in the hot standby condition when all of the following conditions exist:

- a. T_{avg} is greater than 525°F
- b. The reactor is critical
- c. Indicated neutron power on the power range channels is less than two percent of rated power. Rated power is defined in Technical Specification Definition 1.1.

1.1.5 Power Operation

The reactor is in a power operating condition when the indicated neutron power is above two percent of rated power as indicated on the power range channels. Rated power is defined in Technical Specification Definition 1.1.

1.1.6 Refueling Shutdown

The reactor is in the refueling shutdown condition when, even with all rods removed, the reactor would be subcritical by at least one percent delta k/k and the coolant temperature at the decay heat removal pump suction is no more than 140°F. Pressure is defined by Technical Specification 3.1.2. A refueling shutdown refers to a shutdown to replace or rearrange all or a portion of the fuel assemblies and/or control rods.

1.1.7 Refueling Operation

An operation involving a change in core geometry by manipulation of fuel or control rods when the reactor vessel head is removed.

1.1.8 Refueling Interval

The time between normal refuelings of the reactor. This is defined as once per 24 months.

1.1.9 Startup

The reactor shall be considered in the startup mode when the shutdown margin is reduced with the intent of going critical.

1.1.10 Tave

Tave is defined as the arithmetic average of the coolant temperatures in the hot and cold legs of the loop with the greater number of reactor coolant pumps operating, if such a distinction of loops can be made.

1.1.11 Heatup - Cooldown Mode

The heatup-cooldown mode is the range of reactor coolant temperature greater than 200°F and less than 525°F.

1.2 Operable

A system, subsystem, train, component or device, shall be OPERABLE or have OPERABILITY when it is capable of performing its specified function(s), and when all necessary attendant instrumentation, controls, electrical power, cooling or seal water, lubrication or other auxiliary equipment that are required for the system, subsystem, train, component, or device to perform its function(s), are also capable of performing their related support function(s).

1.3 Instrument Channel

An instrument channel is the combination of sensor, wires, amplifiers, and output devices, which are connected for the purpose of measuring the value of a process variable, for the purpose of observation, control, and/or protection. An instrument channel may be either analog or digital.

1.4 Instrumentation Surveillance

1.4.1 Channel Test

A CHANNEL TEST shall be the injection of a simulated signal into the channel as close to the sensor as practical to verify OPERABILITY, including alarm and/or trip functions.

1.4.2 Channel Check

A CHANNEL CHECK shall be the qualitative assessment of channel behavior during operation by observation. This determination shall include, where possible, comparison of the channel indication and/or status with other indications and/or status derived from independent instrumentation channels measuring the same parameter.

1.4.3 Source Check

A SOURCE CHECK shall be the qualitative assessment of channel response when the channel sensor is exposed to a radioactive source.

1.4.4 Channel Calibration

An instrument CHANNEL CALIBRATION is a test, and adjustment (if necessary), to establish that the channel output responds with acceptable range and accuracy to known values of the parameter, which the channel measures, or an accurate simulation of these values. Calibration shall encompass the entire channel, including equipment actuation, alarm, or trip and shall be deemed to include the channel test.

1.5 Deleted

1.6 Offsite Dose Calculation Manual (ODCM)

The OFFSITE DOSE CALCULATION MANUAL (ODCM) contains the methodology and parameters used in the calculation of offsite doses resulting from radioactive gaseous and liquid effluent, in the calculation of gaseous and liquid effluent monitoring Alarm/Trip Setpoints, and in the conduct of the Radiological Environmental Monitoring Program. The ODCM also contains (1) the Radiological Effluent Controls, (2) the Radiological Environmental Monitoring Program and (3) descriptions of the information that should be included in the Annual Radiological Environmental Operating and Annual Radioactive Effluent Release Reports.

1.7 Gaseous Radwaste Treatment

The GASEOUS RADWASTE TREATMENT SYSTEM is the system designed and installed to reduce radioactive gaseous effluent by collecting primary coolant system off gases from the primary system and providing for delay or holdup for the purpose of reducing the total radioactivity prior to release to the environment.

1.8 Ventilation Exhaust Treatment System

A VENTILATION EXHAUST TREATMENT SYSTEM is any system designed and installed to reduce gaseous radioiodine or radioactive material in particulate form in effluent by passing ventilation or vent exhaust gases through charcoal absorbers and/or HEPA filters for the purpose of removing iodine or particulates from the gaseous exhaust system prior to the release to the environment. Engineered Safety Feature (ESF) atmospheric cleanup systems are not considered to be VENTILATION EXHAUST TREATMENT SYSTEMS.

1.9 Purge - Purging

PURGE or PURGING is the controlled process of discharging air or gas from a confinement to maintain temperature, pressure, humidity, concentration or other operating conditions in such a manner that replacement air or gas is required to purify the confinement.

1.10 Venting

VENTING is the controlled process of discharging air as gas from a confinement to maintain temperature, pressure, humidity, concentration or other operating conditions in such a manner that replacement air or gas is not provided. Vent used in system name does not imply a VENTING process.

1.11 Member(s) of the Public

MEMBER OF THE PUBLIC means any individual except when that individual is receiving an occupational dose.

1.12 Site Boundary

The SITE BOUNDARY used as the basis for the limits on the release of gaseous effluents is as defined in Section 2.1.2.2 and shown on Figure 2.1-3 of the TMI-1 FSAR. This boundary line includes portions of the Susquehanna River surface between the east bank of the river and Three Mile Island and between Three Mile Island and Shelley Island.

The SITE BOUNDARY used as the basis for the limits on the release of liquid effluents is as shown in Figure 1.1 in Part I of this ODCM.

1.13 Frequency Notation

The FREQUENCY NOTATION specified for the performance of Surveillance Requirements shall correspond to the intervals defined in Table 1-1. All Surveillance Requirements shall be performed within the specified time interval with a maximum allowable extension not to exceed 25% of the surveillance interval. The 25% extension applies to all frequency intervals with the exception of "F." No extension is allowed for intervals designated "F."

1.14 Occupational Dose

OCCUPATIONAL DOSE means the dose received by an individual in the course of employment in which the individual's assigned duties involve exposure to radiation or to radioactive material from licensed and unlicensed sources of radiation, whether in the possession of the licensee or other person.

Occupational dose does not include doses received from background radiation, from any medical administration the individual has received, from exposure to individuals administered radioactive material and released under 10CFR35.75, from voluntary participation in medical research programs, or as a member of the public.

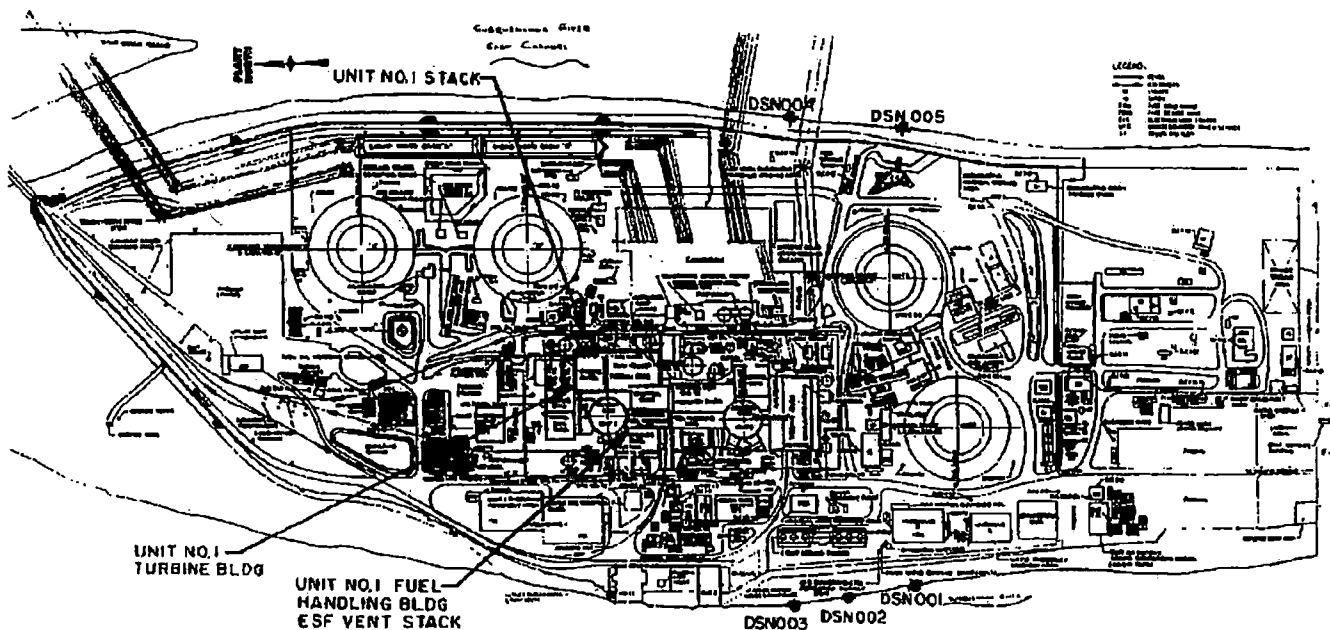
**Table 1-1
Frequency Notation**

Notation	Frequency
S	Shiftly (once per 12 hours)
D	Daily (once per 24 hours)
W	Weekly (once per 7 days)
M	Monthly (once per 31 days)
Q	Quarterly (once per 92 days)
S/A	Semi-Annually (once per 184 days)
R	Refueling Interval (once per 24 months)
P S/U	Prior to each reactor startup, if not done during the previous 7 days
P	Completed prior to each release
N/A (NA)	Not applicable
E	Once per 18 months
F	Not to exceed 24 months

Bases

Section 1.13 establishes the limit for which the specified time interval for Surveillance Requirements may be extended. It permits an allowable extension of the normal surveillance interval to facilitate surveillance scheduling and consideration of plant operating conditions that may not be suitable for conducting the surveillance; e.g., transient conditions or other ongoing surveillance or maintenance activities. It also provides flexibility to accommodate the length of a fuel cycle for surveillances that are specified to be performed at least once each REFUELING INTERVAL. It is not intended that this provision be used repeatedly as a convenience to extend surveillance intervals beyond that specified for surveillances that are not performed once each REFUELING INTERVAL. Likewise, it is not the intent that REFUELING INTERVAL surveillances be performed during power operation unless it is consistent with safe plant operation. The limitation of Section 1.13 is based on engineering judgment and the recognition that the most probable result of any particular surveillance being performed is the verification of conformance with the Surveillance Requirements. This provision is sufficient to ensure that the reliability ensured through surveillance activities is not significantly degraded beyond that obtained from the specified surveillance interval.

Map 1.1
Gaseous Effluent Release Points and Liquid Effluent Outfall Locations



2.0 RADIOLOGICAL EFFLUENT CONTROLS AND BASES

2.1 Radioactive Effluent Instrumentation

2.1.1 Radioactive Liquid Effluent Instrumentation

CONTROL:

The radioactive liquid effluent monitoring instrumentation channels shown in Table 2.1-1 shall be OPERABLE with their alarm/trip setpoints set to ensure that the limits of Control 2.2.1.1 are not exceeded. The alarm/trip setpoints of these channels shall be determined in accordance with the OFFSITE DOSE CALCULATION MANUAL (ODCM).

APPLICABILITY: At all times *

ACTION:

- a. With a radioactive liquid effluent monitoring instrumentation channel alarm/trip setpoint less conservative than required by the above control, immediately suspend the release of radioactive liquid effluent monitored by the affected channel or declare the channel inoperable.
- b. With less than the minimum number of radioactive liquid effluent monitoring instrumentation channels OPERABLE, take the ACTION shown in Table 2.1-1. Exert best efforts to return the instrumentation to OPERABLE status within 30 days and, if unsuccessful, explain in the next Annual Effluent Release Report why the inoperability was not corrected in a timely manner.

* For WDL-FT-84, and RM-L-6, operability is not required when discharges are positively controlled through the closure of WDL-V-257.

* For RM-L-12 and associated IWTS/IWFS flow interlocks, operability is not required when discharges are positively controlled through the closure of IW-V-72, 75 and IW-V-280, 281.

* For SR-FT-146, operability is not required when discharges are positively controlled through the closure of WDL-V-257, IW-V-72, 75 and IW-V-280, 281.

BASES

The radioactive liquid effluent instrumentation is provided to monitor and control, as applicable, the releases of radioactive materials in liquid effluent during actual or potential releases. The alarm/trip setpoints for these instruments shall be calculated in accordance with NRC approved methods in the ODCM to ensure that the alarm/trip will occur prior to exceeding ten times the effluent concentrations of 10 CFR Part 20.

**Table 2.1-1
Radioactive Liquid Effluent Instrumentation**

	Instrument	Minimum Channels Operable	ACTION
1.	Gross Radioactivity Monitors		
	Providing Automatic Termination of Release		
a.	Unit 1 Liquid Radwaste Effluent Line (RM-L6)	1	18
b.	IWTS/IWFS Discharge Line (RM-L12)	1	20
2.	Flow Rate Measurement Devices		
a.	Unit 1 Liquid Radwaste Effluent Line (WDL-FT-84)	1	21
b.	Station Effluent Discharge (SR-FT-146)	1	21

Table Notation

ACTION 18 With the number of channels OPERABLE less than required by the Minimum Channels OPERABLE requirement, effluent releases may continue, provided that prior to initiating a release:

1. At least two independent samples are analyzed in accordance with Surveillances 3.2.1.1.1 and 3.2.1.1.2 and;
2. At least two technically qualified members of the Unit staff independently verify the release rate calculations and verify the discharge valve lineup.
3. The TMI Plant Manager shall approve each release. Otherwise, suspend release of radioactive effluents via this pathway.

ACTION 20 With the number of channels OPERABLE less than required by the Minimum Channels OPERABLE requirement, effluent releases via this pathway may commence or continue provided that grab samples are collected and analyzed for gross radioactivity (beta or gamma) at a limit of detection of at least 1×10^{-7} microcuries/ml, prior to initiating a release and at least once per 12 hours during release.

ACTION 21 With the number of channels OPERABLE less than required by the Minimum Channels OPERABLE requirement, radioactive effluent releases via this pathway may continue, provided the flow rate is estimated at least once per 4 hours during actual releases. Pump curves may be used to estimate flow.

2.1.2 Radioactive Gaseous Process and Effluent Monitoring Instrumentation

CONTROL:

The radioactive gaseous process and effluent monitoring instrumentation channels shown in Table 2.1-2 shall be OPERABLE with their alarm/trip setpoints set to ensure that the limits of Control 2.2.2.1 are not exceeded. The alarm/trip setpoints of these channels shall be determined in accordance with the OFFSITE DOSE CALCULATION MANUAL (ODCM).

APPLICABILITY: As shown in Table 2.1-2

ACTION:

- a. With a radioactive gaseous process or effluent monitoring instrumentation channel alarm/trip setpoint less conservative than required by the above control, immediately suspend the release of radioactive effluent monitored by the affected channel or declare the channel inoperable.
- b. With less than the minimum number of radioactive gaseous process or effluent monitoring instrumentation channels OPERABLE, take the ACTION shown in Table 2.1-2. Exert best efforts to return the instrumentation to OPERABLE status within 30 days and, if unsuccessful, explain in the next Annual Effluent Release Report why the inoperability was not corrected in a timely manner.

BASES

The radioactive gaseous effluent instrumentation is provided to monitor and control, as applicable, the releases of radioactive materials in gaseous effluent during actual or potential releases. The alarm/trip setpoints for these instruments shall be calculated in accordance with NRC approved methods in the ODCM to provide reasonable assurance that the annual releases are within the limits specified in 10 CFR 20.1301.

The low range condenser offgas noble gas activity monitors also provide data for determination of steam generator primary to secondary leakage rate. Channel operability requirements are based on an AmerGen letter #5928-06-20449, "Request to Revise Condenser Vent System Low Range Noble Gas Monitor Operability Requirements", Pamela B. Cowan to U.S.N.R.C., May 25, 2006.

**Table 2.1-2
Radioactive Gaseous Process and Effluent Monitoring Instrumentation**

<u>INSTRUMENT</u>	<u>MINIMUM CHANNEL OPERABLE</u>	<u>APPLICABILITY</u>	<u>ACTION</u>
1. Waste Gas Holdup System			
a. Noble Gas Activity Monitor (RM-A-7)	1	***	25
B. Effluent System Flow Rate Measuring Device (WDG-FT-123)	1	***	26
2. Waste Gas Holdup System Explosive Gas Monitoring System			
a. Hydrogen Monitor (CA-G-1A/B)	2	**	30
b. Oxygen Monitor (CA-G-1A/B)	2	**	30
3. Containment Purge Monitoring System			
a. Noble Gas Activity Monitor (RM-A-9)	1	#	27
b. Iodine Sampler (RM-A-9)	1	#	31
c. Particulate Sampler (RM-A-9)	1	#	31
d. Effluent System Flow Rate Measuring Device (AH-FR-148A, AH-FR-148B)	1	#	26
e. Sampler Flow Rate Monitor (RM-FI-1231)	1	#	26
4. Condenser Vent System			
a. Low Range Noble Gas Activity Monitor (RM-A-5Lo or RM-A-15)	1	##	32

Table 2.1-2 (Cont'd)
Radioactive Gaseous Process and Effluent Monitoring Instrumentation

<u>INSTRUMENT</u>	<u>MINIMUM CHANNEL OPERABLE</u>	<u>APPLICABILITY</u>	<u>ACTION</u>
5. Auxiliary and Fuel Handling Building Ventilation System			
a. Noble Gas Activity Monitor (RM-A-8) or (RM-A-4 and RM-A-6)	1	*	27
b. Iodine Sampler (RM-A-8 or (RM-A-4 and RM-A-6)	1	*	31
c. Particulate Sampler (RM-A-8 or (RM-A-4 and RM-A-6)	1	*	31
d. Effluent System Flow Rate Measuring Devices (AH-FR-149 and AH-FR-150)	1	*	26
e. Sampler Flow Rate Monitor (RM-FI-1230 or RM-A-4\FI and RM-A-6\FI)	1	*	26
6. Fuel Handling Building ESF Air Treatment System			
a. Noble Gas Activity Monitor (RM-A-14 or suitable equivalent)	1	****	27,33
b. Iodine Cartridge	N/A ⁽²⁾	****	31,33
c. Particulate Filter	N/A ⁽²⁾	****	31,33
d. Effluent System Flow (AH-UR-1104A/B)	1	****	26,33
e. Sampler Flow Rate Monitor (RM-A-14FI14)	1	****	26,33

NOTE 2: No instrumentation channel is provided. However, for determining operability, the equipment named must be installed and functional or the ACTION applies.

Table 2.1-2 (Cont'd)
Radioactive Gaseous Process and Effluent Monitoring Instrumentation

<u>INSTRUMENT</u>	<u>MINIMUM CHANNEL OPERABLE</u>	<u>APPLICABILITY</u>	<u>ACTION</u>
7. Chemical Cleaning Building Ventilation System			
a. Noble Gas Activity Monitor (ALC RM-I-18)	1 ⁽³⁾	###	27
b. Iodine Sampler (ALC RM-I-18)	1 ⁽³⁾	###	31
c. Particulate Sampler (ALC RM-I-18)	1	###	31
8. Waste Handling and Packaging Facility Ventilation System			
a. Particulate Sampler (WHP-RIT-1)	1	###	31
9. Respirator and Laundry Maintenance Facility Ventilation System			
a. Particulate Sampler (RLM-RM-1)	1	###	31

NOTE 3: Channel only required when liquid radwaste is moved or processed within the facility (e.g., includes recirculation, cleanup, transfers out of, within, or into Chemical Cleaning Building, etc.).

Table 2.1-2 (Cont'd)
Table Notation

- * At all times
- ** During waste gas holdup system operation
- *** Operability is not required when discharges are positively controlled through the closure of WDG-V-47 or where RM-A-8, AH-FT-149 and AH-FT-150 are operable and RM-A-8 is capable of automatic closure of WDG-V-47
- **** During Fuel Handling Building ESF Air Treatment System Operation
- # At all times during containment purging
- ## At all times when condenser vacuum is established
- ### During operation of the ventilation system

ACTION 25 With the number of channels OPERABLE less than required by the Minimum Channels OPERABLE requirement, the contents of the tank may be released to the environment provided that prior to initiating the release:

1. At least two independent samples of the tank's contents are analyzed in accordance with Table 3.2-2, Item A, and
2. At least two technically qualified members of the Unit staff independently verify the release rate calculations and verify the discharge valve lineup.
3. The TMI Plant Manager shall approve each release. Otherwise, suspend release of radioactive effluent via this pathway.

ACTION 26 With the number of channels OPERABLE less than required by the Minimum Channels OPERABLE requirement, effluent releases via this pathway may continue provided the flow rate is estimated at least once per 4 hours.

ACTION 27 With the number of channels OPERABLE less than required by the Minimum Channels OPERABLE requirement, effluent releases via this pathway may continue provided grab samples are taken at least once per 12 hours and the initial samples are analyzed for gross activity (gamma scan) within 24 hours after the channel has been declared inoperable. If RM-A-9 is declared inoperable, see also Technical Specification 3.5.1, Table 3-5.1, Item C.3.f.

Table 2.1-2
Notations (Cont'd)

- ACTION 30 1. With the number of channels OPERABLE less than required by the Minimum Channels OPERABLE requirement, a grab sample shall be collected and analyzed for the inoperable gas channel(s) at least once per 24 hours. With both channels inoperable, a grab sample shall be collected and analyzed for the inoperable gas channel(s):
- (a) at least once per 4 hours during degassing operations.
 - (b) at least once per 24 hours during other operations (e.g. Feed and Bleed).
2. If the inoperable gas channel(s) is not restored to service within 14 days, a special report shall be submitted to the Regional Administrator of the NRC Region I Office and a copy to the Director, Office of Inspection and Enforcement within 30 days of declaring the channel(s) inoperable. The report shall describe (a) the cause of the monitor inoperability, (b) action being taken to restore the instrument to service, and (c) action to be taken to prevent recurrence.
- ACTION 31 With the number of channels OPERABLE less than required by the Minimum Channels OPERABLE requirement, effluent releases via this pathway may continue provided that within four hours after the channel has been declared inoperable, samples are continuously collected with auxiliary sampling equipment.
- ACTION 32 With the number of channels OPERABLE less than required by the Minimum Channels OPERABLE requirement, effluent releases via this pathway may continue for up to 14 days, provided that grab samples are taken and analyzed.
- If the primary-to-secondary leak rate was unstable*, or was indicating an increasing trend at the initial time when there was no operable channel of the Condenser Vent System Low Range Noble Gas Activity Monitor, analyze grab samples of the reactor coolant system and Condenser OffGas once every 4 hours to provide an indication of primary-to-secondary leakage. Subsequent sample frequency shall be in accordance with Table 1 based on the last sample result. Otherwise, analyze grab samples of the reactor coolant system and Condenser OffGas to provide an indication of primary-to-secondary leakage at the minimum frequency indicated in Table 1, below:

Table 2.1-2
Notations (Cont'd)

Table 1

Minimum Frequency of Grab Samples When No Condenser Vent System Low Range Noble Gas Activity Monitor is Operable

Existing Total Primary-to-Secondary Leak Rate (based on last monitor reading or sample result)	Frequency of Grab Samples
0 to < 5 GPD	Once per 24 hours
5 to < 30 GPD	Once per 12 hours
30 to < 75 GPD	Once per 4 hours
75 GPD or greater	Place the unit in at least HOT STANDBY within the next 6 hours, and at least HOT SHUTDOWN within the following 6 hours, and at least COLD SHUTDOWN within the subsequent 24 hours.

*Unstable is defined as > 10% increase during a 1 hour period, as stated in the EPRI Guidelines.

Condenser Vent System Low Range Noble Gas Activity Monitor inoperable channels should be restored to operability as rapidly as practical.

After 14 days, if one OPERABLE channel is not returned to service, within 1 hour, the provisions of Technical Specification 3.0.1 apply, as if this Control were a Tech Spec Limiting Condition for Operation.

ACTION 33 With the number of channels OPERABLE less than required by the Minimum Channels OPERABLE requirement, either restore the inoperable channel to OPERABLE status within 7 days, or prepare and submit a special report within 30 days outlining the action(s) taken, the cause of the inoperability, and plans and schedule for restoring the system to OPERABLE status.

2.2 Radioactive Effluent Controls

2.2.1 Liquid Effluent Controls

2.2.1.1 Liquid Effluent Concentration

CONTROL:

The concentration of radioactive material released at anytime from the unit to unrestricted areas shall be limited to ten times the concentrations specified in 10 CFR Part 20.1001-20.2401, Appendix B, Table 2, Column 2 for radionuclides other than dissolved or entrained noble gases. For dissolved or entrained noble gases, the concentration shall be limited to $3E-3$ uCi/cc total activity.

APPLICABILITY: At all times

ACTION:

With the concentration of radioactive material released from the unit to unrestricted areas exceeding the above limits, immediately restore concentrations within the above limits.

BASES

This control is provided to ensure that the concentration of radioactive materials released in liquid waste effluent from the unit to unrestricted areas will be less than ten times the concentration levels specified in 10 CFR Part 20.1001-20.2401, Appendix B, Table 2. This limitation provides additional assurance that the levels of radioactive materials in bodies of water outside the site will not result in exposures with (1) the Section II.A design objectives of Appendix I, 10 CFR Part 50, to a MEMBER OF THE PUBLIC and (2) the limits of 10 CFR Part 20.1301 to the population. The concentration limit for noble gases is based upon the assumption the Xe-135 is the controlling radioisotope and its MPC in air (submersion) was converted to an equivalent concentration in water using the methods described in International Commission on Radiological Protection (ICRP) Publication 2.

2.2.1.2 Liquid Effluent Dose

CONTROL

The dose or dose commitment to a MEMBER OF THE PUBLIC from radioactive materials in liquid effluents released from the unit to the SITE BOUNDARY shall be limited:

- a. During any calendar quarter to less than or equal to 1.5 mrem to the total body and to less than or equal to 5 mrem to any organ.
- b. During any calendar year to less than or equal to 3 mrem to the total body and to less than or equal to 10 mrem to any organ.

APPLICABILITY: At all times

ACTION:

- a. With the calculated dose from the release of radioactive materials in liquid effluents exceeding any of the above limits, prepare and submit to the NRC Region I Administrator within 30 days, a Special Report, which identifies the cause(s) for exceeding the limit(s), and defines the corrective actions to be taken to reduce the releases of radioactive materials in liquid effluents during the remainder of the current calendar quarter and during the subsequent 3 calendar quarters so that the cumulative dose or dose commitment to any individual from such releases during these four calendar quarters is within 3 mrem to the total body and 10 mrem to any organ. This Special Report shall also include (1) the result of radiological analyses of the drinking water source, and (2) the radiological impact on finished drinking water supplies with regard to the requirements of 40 CFR 141, Safe Drinking Water Act.

BASES

This control and associated action is provided to implement the requirements of Sections II.A, III.A, and IV.A of Appendix I, 10 CFR Part 50. The Control implements the guides set forth in Section II.A of Appendix I. The ACTION statements provide the required operating flexibility and at the same time implement the guides set forth in Section IV.A of Appendix I to assure that the releases of radioactive material in liquid effluents will be kept "as low as is reasonably achievable". Also, for fresh water sites with drinking water supplies which can be potentially affected by plant operations, there is reasonable assurance that the operation of the facility will not result in radionuclide concentrations in the finished drinking water that are in excess of the requirements of 10 CFR 20. The dose calculations in the ODCM implement the requirements in Section III.A. of Appendix I that conformance with the guides of Appendix I is to be shown by calculational procedures based on models and data such that the actual exposure of a MEMBER OF THE PUBLIC through appropriate pathways is unlikely to be substantially underestimated. The equations specified in the ODCM for calculating the doses due to the actual release rates of radioactive materials in liquid effluents are consistent with the methodology provided in Regulatory Guide 1.109, "Calculation of Annual Doses to Man from Routine Releases of Reactor Effluents for the Purpose of Evaluating Compliance with 10 CFR Part 50, Appendix I," Revision 1, October, 1977, and Regulatory Guide 1.113, "Estimating Aquatic Dispersion of Effluents from Accidental and Routine Reactor Releases for the Purpose of Implementing Appendix I," April, 1977. NUREG-0133 provides methods for dose calculations consistent with Regulatory Guides 1.109 and 1.113.

2.2.1.3 Liquid Radwaste Treatment System

CONTROL:

The appropriate portions of the liquid radwaste treatment system shall be used to reduce the radioactive materials in liquid wastes prior to their discharge when the projected doses due to the liquid effluent from the unit to unrestricted areas would exceed 0.06 mrem to the total body or 0.2 mrem to any organ in any calendar month.

APPLICABILITY: At all times

ACTION:

- a. With radioactive liquid waste being discharged without treatment and in excess of the above limits, prepare and submit to the NRC Region I Administrator within 30 days, a Special Report which includes the following information:
 1. Explanation of why liquid radwaste was being discharged without treatment, identification of any inoperable equipment or subsystems, and the reason for inoperability,
 2. Action(s) taken to restore the inoperable equipment to OPERABLE status, and,
 3. A summary description of action(s) taken to prevent a recurrence

BASES

The requirement that the appropriate portions of this system be used, when specified, provides assurance that the releases of radioactive materials in liquid effluents will be kept as low as is reasonably achievable. This control implements the requirements of 10 CFR Part 50.36a, General Design Criterion 60 of Appendix A to 10 CFR Part 50 and the design objective given in Section II.D of Appendix I to 10 CFR Part 50. The intent of Section II.D. is to reduce effluents to as low as is reasonably achievable in a cost effective manner. This control satisfies this intent by establishing a dose limit which is a small fraction (25%) of Section II.A of Appendix I, 10 CFR Part 50 dose requirements. This margin, a factor of 4, constitutes a reasonable reduction.

2.2.1.4 Liquid Holdup Tanks

CONTROL

The quantity of radioactive material contained in each of the following tanks shall be limited to less than or equal to 10 curies, excluding tritium and dissolved or entrained noble gases.

- a. Outside temporary tank

APPLICABILITY: At all times.

ACTION:

- a. With the quantity of radioactive material in any of the above listed tanks exceeding the above limit, immediately suspend all additions of radioactive material to the tank and within 48 hours reduce the tank contents to within the limit.

BASES

Restricting the quantity of radioactive material contained in the specified tanks provides assurance that in the event of an uncontrolled release of the tanks' contents, the resulting concentrations would be less than the limits of 10 CFR Part 20.1001-20-20.2401, Appendix B, Table 2, Column 2, at the nearest potable water supply and the nearest surface water supply in an unrestricted area.

2.2.2 Gaseous Effluent Controls

2.2.2.1 Gaseous Effluent Dose Rate

CONTROL:

The dose rate due to radioactive materials released in gaseous effluent from the site shall be limited to the following:

- a. For noble gases: less than or equal to 500 mrem/yr to the total body and less than or equal to 3000 mrem/yr to the skin, and
- b. For I-131, I-133, tritium and all radionuclides in particulate form with half lives greater than 8 days: less than or equal to 1500 mrem/yr to any organ.

APPLICABILITY: At all times

ACTION:

With the release rate(s) exceeding the above limits, immediately decrease the release rate to comply with the above limit(s).

BASES

The control implements the requirement in Technical Specification (6.8.4.b (7)). This specification is provided to ensure that the dose from radioactive materials in gaseous effluents at and beyond the SITE BOUNDARY will be within the annual dose limits of 10 CFR Part 20. The annual dose limits are the doses associated with 10 times the concentrations of 10 CFR Part 20, Appendix B, Table 2, Column 1. These limits provide reasonable assurance that radioactive material discharged in gaseous effluents will not result in the exposure of a MEMBER OF THE PUBLIC, either within or outside the SITE BOUNDARY, to annual average concentrations exceeding the limits specified in Appendix B, Table 2 of 10 CFR Part 20.1302. For MEMBERS OF THE PUBLIC who may at times be within the SITE BOUNDARY, the occupancy of the MEMBER OF THE PUBLIC will be sufficiently low to compensate for any increase in the atmospheric diffusion factor above that for the exclusion area boundary. The specified release rate limits restrict, at all times, the corresponding gamma and beta dose rates above background to a MEMBER OF THE PUBLIC at or beyond the SITE BOUNDARY to less than or equal to 500 mrem/year to the total body, or to less than or equal to 3000 mrem/year to the skin. These release rate limits also restrict, at all times, the corresponding thyroid dose rate above background to a child via the inhalation pathway to less than or equal to 1500 mrem/year (NUREG 1301).

2.2.2.2 Gaseous Effluents Dose-Noble Gases**CONTROL:**

The air dose due to noble gases released in gaseous effluents from the unit to areas at and beyond the SITE BOUNDARY shall be limited to the following:

- a. During any calendar quarter: less than or equal to 5 mrad for gamma radiation and less than or equal to 10 mrad for beta radiation and,

- b. During any calendar year: less than or equal to 10 mrad for gamma radiation and less than or equal to 20 mrad for beta radiation.

APPLICABILITY: At all times

ACTION:

- a. With the calculated air dose from radioactive noble gases in gaseous effluents exceeding any of the above limits, prepare and submit to the NRC Region I Administrator within 30 days, a Special Report which identifies the cause(s) for exceeding the limit(s) and defines the corrective actions that have been taken to reduce the releases and the proposed corrective actions to be taken to assure that subsequent releases will be in compliance with the above limits.

BASES

This control applies to the release of radioactive materials in gaseous effluents from TMI-1.

This control and associated action is provided to implement the requirements of Section II.B, III.A and IV.A of Appendix I, 10 CFR Part 50. The Control implements the guides set forth in Section II.B of Appendix I. The ACTION statements provide the required operating flexibility and at the same time implement the guides set forth in Section IV.A of Appendix I to assure that the releases of radioactive material in gaseous effluents will be kept "as low as is reasonably achievable." The Surveillance Requirements implement the requirements in Section III.A of Appendix I that conformance with the guides of Appendix I be shown by calculational procedures based on models and data such that the actual exposure of a MEMBER OF THE PUBLIC through the appropriate pathways is unlikely to be substantially underestimated. The dose calculation methodology and parameters established in the ODCM for calculating the doses due to the actual release rates of radioactive noble gases in gaseous effluents are consistent with the methodology provided in Regulatory Guide 1.109, "Calculation of Annual Doses to Man from Routine Release of Reactor Effluents for the Purpose of Evaluating Compliance with 10 CFR Part 50, Appendix I," Revision 1, October 1977 and Regulatory Guide 1.111, "Methods for Estimating Atmospheric Transport and Dispersion of Gaseous Effluents in

Routine Releases from Light-Water Cooled Reactors", Revision 1, July 1977. The ODCM equations provided for determining the air doses at and beyond the SITE BOUNDARY are based upon the historical average atmospheric conditions. NUREG-0133 provides methods for dose calculations consistent with Regulatory Guides 1.109 and 1.111.

2.2.2.3 Dose - Iodine-131, Iodine-133, Tritium, and Radionuclides in Particulate Form

CONTROL:

The dose to a MEMBER OF THE PUBLIC from Iodine-131, Iodine-133, Tritium, and all radionuclides in particulate form with half-lives greater than 8 days, in gaseous effluents released from the unit to areas at and beyond the SITE BOUNDARY shall be limited to the following:

- a. During any calendar quarter: less than or equal to 7.5 mrem to any organ, and
- b. During any calendar year: less than or equal to 15 mrem to any organ.

APPLICABILITY: At all times

ACTION:

With the calculated dose from the release of Iodine-131, Iodine-133, Tritium, and radionuclides in particulate form with half-lives greater than 8 days, in gaseous effluents exceeding any of the above limits, prepare and submit to the NRC Region I Administrator within 30 days, a Special Report which identifies the cause(s) for exceeding the limit and defines the corrective actions that have been taken to reduce the releases and the proposed corrective actions to be taken to assure that subsequent releases will be in compliance with the above limits.

BASES

This control applies to the release of radioactive materials in gaseous effluents from TMI-1.

This control and associated action is provided to implement the requirements of Section II.C, III.A and IV.A of Appendix I, 10 CFR Part 50. The Controls are the guides set forth in

Section II.C of Appendix I. The ACTION statement provides the required operating flexibility and at the same time implements the guides set forth in Section IV.A of Appendix I to assure that the releases of radioactive materials in gaseous effluents will be kept "as low as is reasonably achievable." The ODCM calculational methods specified in the surveillance requirements implement the requirements in Section III.A of Appendix I that conformance with the guides of Appendix I be shown by calculational procedures based on models and data such that the actual exposure of a MEMBER OF THE PUBLIC through appropriate pathways is unlikely to be substantially underestimated. The ODCM calculational methodology and parameters for calculating the doses due to the actual release rates of the subject materials are consistent with the methodology provided in Regulatory Guide 1.109, "Calculation of Annual Doses to Man from Routine Releases of Reactor Effluents for the Purpose of Evaluating Compliance with 10 CFR Part 50, Appendix I," Revision 1, October, 1977 and Regulatory Guide 1.111, "Methods for Estimating Atmospheric Transport and Dispersion of Gaseous Effluents in Routine Releases from Light-Water-Cooled Reactors" Revision 1, July, 1977. These equations also provide for determining the actual doses based upon the historical average atmospheric conditions. The release rate controls for iodine-131, iodine-133, tritium and radionuclides in particulate form with half lives greater than 8 days are dependent upon the existing radionuclide pathways to man, in areas at and beyond the SITE BOUNDARY. The pathways that were examined in the development of these calculations were: 1) individual inhalation of airborne radionuclides, 2) deposition of radionuclides onto green leafy vegetation with subsequent consumption by man, 3) deposition onto grassy areas where milk animals and meat producing animals graze with consumption of the milk and meat by man, and 4) deposition on the ground with subsequent exposure of man.

2.2.2.4 Gaseous Radwaste Treatment System

CONTROL

The GASEOUS RADWASTE TREATMENT SYSTEM and the VENTILATION EXHAUST TREATMENT SYSTEM shall be OPERABLE. The appropriate portions of the GASEOUS RADWASTE TREATMENT SYSTEM shall be used to reduce radioactive materials in the gaseous waste prior to their discharge when the monthly projected gaseous effluent air doses due to untreated gaseous effluent releases from the unit

would exceed 0.2 mrad for gamma radiation and 0.4 mrad for beta radiation. The appropriate portions of the VENTILATION EXHAUST TREATMENT SYSTEM shall be used to reduce radioactive materials in gaseous waste prior to their discharge when the monthly projected doses due to gaseous effluent releases from the site would exceed 0.3 mrem to any organ.

APPLICABILITY: At all times

ACTION:

- a. With the GASEOUS RADWASTE TREATMENT SYSTEM and/or the VENTILATION EXHAUST TREATMENT SYSTEM inoperable for more than a month or with gaseous waste being discharged without treatment and in excess of the above limits, prepare and submit to the NRC Region I Administrator within 30 days, a Special Report which includes the following information:
1. Identification of the inoperable equipment or subsystems and the reason for inoperability,
 2. Action(s) taken to restore the inoperable equipment to OPERABLE status, and
 3. A summary description of action(s) taken to prevent a recurrence

BASES

The use of the GASEOUS RADWASTE TREATMENT SYSTEM and the VENTILATION EXHAUST TREATMENT SYSTEM ensures that gaseous effluents are treated as appropriate prior to release to the environment. The appropriate portions of this system provide reasonable assurance that the releases of radioactive materials in gaseous effluents will be kept "as low as is reasonably achievable." This control implements the requirements of 10 CFR Part 50.36a, General Design Criterion 60 of Appendix A to 10 CFR Part 50, and the design objectives given in Section II.D of Appendix I to 10 CFR Part 50. The specified limits governing the use of appropriate portions of the systems were specified as a suitable fraction of the guide set forth in Sections II.B and II.C of Appendix I, 10 CFR Part 50, for gaseous effluents.

2.2.2.5 Explosive Gas Mixture

CONTROL

The concentration of oxygen in the Waste Gas Holdup System shall be limited to less than or equal to 2% by volume whenever the concentration of hydrogen in the Waste Gas Holdup System is greater than or equal to 4% by volume.

AVAILABILITY: At all times

ACTION:

Whenever the concentration of hydrogen in the Waste Gas Holdup System is greater than or equal to 4% by volume, and:

- a. The concentration of oxygen in the Waste Gas Holdup System is greater than 2% by volume, but less than 4% by volume, without delay, begin to reduce the oxygen concentration to within its limit.
- b. The concentration of oxygen in the Waste Gas Holdup System is greater than or equal to 4% by volume, immediately suspend additions of waste gas to the Waste Gas Holdup System and without delay, begin to reduce the oxygen concentration to within its limit.

BASES:

Based on experimental data (Reference 1), lower limits of flammability for hydrogen is 5% and for oxygen is 5% by volume. Therefore, if the concentration of either gas is kept below its lower limit, the other gas may be present in higher amounts without the danger of an explosive mixture. Maintaining the concentrations of hydrogen and oxygen such that an explosive mixture does not occur in the waste gas holdup system provides assurance that the release of radioactive materials will be controlled in conformance with the requirements of General Design Criterion 60 of Appendix A to 10 CFR 50.

REFERENCES

- (1) Bulletin 503, Bureau of Mines; Limits of Flammability of Gases and Vapors

2.2.2.6 Waste Gas Decay Tanks

CONTROL:

The quantity of radioactivity contained in each waste gas decay tank shall be limited to less than or equal to 8800 curies noble gases (considered as Xe-133).

APPLICABILITY: At all times

ACTION:

- a. With the quantity of radioactive material in any waste gas decay tank exceeding the above limit, immediately suspend all additions of radioactive material to the tank and within 48 hours reduce the tank contents to within the limit.

BASES

Restricting the quantity of radioactivity contained in each waste gas decay tank provides assurance that in the event of an uncontrolled release of the tanks contents, the resulting total body exposure to a MEMBER OF THE PUBLIC at the nearest exclusion area boundary will not exceed 0.5 rem. This is consistent with Standard Review Plan 15.7.1, "Waste Gas System Failure."

2.2.3 Total Radioactive Effluent Controls

2.2.3.1 Total Dose

CONTROL:

The annual (calendar year) dose or dose commitment to any MEMBER OF THE PUBLIC, due to releases of radioactivity and to radiation from uranium fuel cycle sources shall be limited to less than or equal to 25 mrem to the total body or any organ except the thyroid, which shall be limited to less than or equal to 75 mrem.

APPLICABILITY: At all times

ACTION:

With the calculated dose from the release of radioactive materials in liquid or gaseous effluents exceeding twice the limits of Controls 2.2.1.2.a, 2.2.1.2.b, 2.2.2.2.a, 2.2.2.2.b, 2.2.2.3.a, or, 2.2.2.3.b, calculations should be made including

direct radiation contributions from the unit and from outside storage tanks to determine whether the above limits of Control 2.2.3.1 have been exceeded. If such is the case, prepare and submit to the NRC Region I Administrator within 30 days, a Special Report which defines the corrective action to be taken to reduce subsequent releases to prevent recurrence of exceeding the above limits and includes the schedule for achieving conformance with the above limits. This Special Report, as defined in 10 CFR Part 20.2203(b), shall include an analysis which estimates the radiation exposure (dose) to a MEMBER OF THE PUBLIC from uranium fuel cycle sources, including all effluent pathways and direct radiation, for the calendar year that includes the release(s) covered by this report. It shall also describe levels of radiation and concentrations of radioactive material involved, and the cause of the exposure levels or concentrations. If the estimated dose(s) exceed the above limits, and if the release condition resulting in violation of 40 CFR 190 has not already been corrected, the Special Report shall include a request for a variance in accordance with the provisions of 40 CFR 190. Submittal of the report is considered a timely request, and a variance is granted until staff action on the request is complete.

BASES

This control is provided to meet the dose limitations of 40 CFR Part 190 that have been incorporated into 10 CFR Part 20.1301(d). This control requires the preparation and submittal of a Special Report whenever the calculated doses from plant generated radioactive effluents and direct radiation exceed 25 mrem to the total body or any organ, except the thyroid, which shall be limited to less than or equal to 75 mrem. For sites containing up to 4 reactors, it is highly unlikely that the resultant dose to a MEMBER OF THE PUBLIC will exceed the dose limits of 40 CFR Part 190 if the individual reactors remain within twice the dose design objectives of Appendix I, and if direct radiation doses from the reactor units and outside storage tanks are kept small. The Special Report will describe a course of action that should result in the limitation of the annual dose to a MEMBER OF THE PUBLIC to within the 40 CFR Part 190 limits. For the purposes of the Special Report, it may be assumed that the dose commitment to the member of the public from other uranium fuel cycle sources is negligible, with the exception that dose contributions from other nuclear fuel cycle facilities at the same site or within a radius of 8 km must be

considered. If the dose to any member of the public is estimated to exceed the requirements of 40 CFR Part 190, the Special Report with a request for a variance (provided the release conditions resulting in violation of 40 CFR Part 190 have not already been corrected) in accordance with the provisions of 40 CFR Part 190.11 and 10 CFR Part 20.2203(b), is considered to be a timely request and fulfills the requirements of 40 CFR Part 190 until NRC staff action is completed. The variance only relates to the limits of 40 CFR Part 190, and does not apply in any way to the other requirements for dose limitation of 10 CFR Part 20, as addressed in Controls 2.2.1.1 and 2.2.2.1. An individual is not considered a MEMBER OF THE PUBLIC during any period in which he/she is engaged in carrying out any operation that is part of the nuclear fuel cycle.

3.0 **SURVEILLANCES**

3.1 Radioactive Effluent Instrumentation

3.1.1 Radioactive Liquid Effluent Instrumentation

Surveillance Requirements

- 3.1.1.1 Each radioactive liquid effluent monitoring instrumentation channel shall be demonstrated OPERABLE by performance of the CHANNEL CHECK, SOURCE CHECK, CHANNEL CALIBRATION, AND CHANNEL TEST operations during the MODES and at the frequencies shown in Table 3.1-1.

**Table 3.1-1
Radioactive Liquid Effluent Monitoring Instrumentation Surveillance Requirements**

	<u>INSTRUMENT</u>	<u>CHANNEL CHECK</u>	<u>SOURCE CHECK</u>	<u>CHANNEL CALIBRATION</u>	<u>CHANNEL TEST</u>
1.	Radioactivity Monitors Providing Alarm and Automatic Isolation				
a.	Unit 1 Liquid Radwaste Effluents Line (RM-L-6)	D	P	R(2)	Q(1)
b.	IWTS/IWFS Discharge Line (RM-L-12)	D	P	R(2)	Q(1)
2.	Flow Rate Monitors				
a.	Unit 1 Liquid Radwaste Effluent Line (WDL-FT-84)	D(3)	N/A	R	Q
b.	Station Effluent Discharge (SR-FT-146)	D(3)	N/A	R	Q

Table 3.1-1 (Cont'd)
Table Notation

- (1) The CHANNEL TEST shall also demonstrate that automatic isolation of this pathway and control room alarm annunciation occurs if the following condition exists:
 1. Instrument indicates measured levels above the high alarm/trip setpoint.
(Includes - circuit failure)
 2. Instrument indicates a down scale failure. (Alarm function only.)
(Includes - circuit failure)
 3. Instrument controls moved from the operate mode (Alarm function only).
- (2) The initial CHANNEL CALIBRATION for radioactivity measurement instrumentation shall be performed using one or more of the reference standards certified by the National Institute of Standards and Technology or using standards that have been obtained from suppliers that participated in measurement assurance activities with NIST. These standards should permit calibrating the system over its intended range of energy and measurement range. For subsequent CHANNEL CALIBRATION, sources that have been related to the initial calibration should be used. (Operating plants may substitute previously established calibration procedures for this requirement)
- (3) CHANNEL CHECK shall consist of verifying indication of flow during periods of release. CHANNEL CHECK shall be made at least once daily on any day on which continuous, periodic, or batch releases are made.

3.1.2 Radioactive Gaseous Process and Effluent Monitoring Instrumentation

Surveillance Requirements

- 3.1.2.1 Each radioactive gaseous process or effluent monitoring instrumentation channel shall be demonstrated OPERABLE by performance of the CHANNEL CHECK, SOURCE CHECK, CHANNEL CALIBRATION, and CHANNEL TEST operations at the frequencies shown in Table 3.1-2.

**Table 3.1-2
Radioactive Gaseous Process and Effluent Monitoring Instrumentation Surveillance Requirements**

<u>INSTRUMENT</u>	<u>CHANNEL CHECK</u>	<u>SOURCE CHECK</u>	<u>CHANNEL CALIBRATION</u>	<u>CHANNEL TEST</u>	<u>APPLICABILITY</u>
1. Waste Gas Holdup System					
a. Noble Gas Activity Monitor (RM-A7)	P	P	E(3)	Q(1)	***
b. Effluent System Flow Rate Measuring Device (WDG-FT-123)	P	N/A	E	Q	***
2. Waste Gas Holdup System Explosive Gas Monitoring System					
a. Hydrogen Monitor (CA-G-1A/B)	D	N/A	Q(4)	M	**
b. Oxygen Monitor (CA-G-1A/B)	D	N/A	Q(5)	M	**
3. Containment Purge Vent System					
a. Noble Gas Activity Monitor (RM-A9)	D	P	E(3)	M(1)	#
b. Iodine Sampler (RM-A9)	W	N/A	N/A	N/A	#
c. Particulate Sampler (RM-A9)	W	N/A	N/A	N/A	#
d. Effluent System Flow Rate Measuring Device (AH-FR-148)	D	N/A	E	Q	#
e. Sampler Flow Rate Monitor (RM-FI-1231)	D	N/A	E	N/A	#
4. Condenser Vent System					
a. Noble Gas Activity Monitor (RM-A5 and Suitable Equivalent - See Table 2.1-2, Item 4.a)	D	M	E(3)	Q(2)	##

Table 3.1-2 (Cont'd)
Radioactive Gaseous Process and Effluent Monitoring Instrumentation Surveillance Requirements

INSTRUMENT	<u>CHANNEL CHECK</u>	<u>SOURCE CHECK</u>	<u>CHANNEL CALIBRATION</u>	<u>CHANNEL TEST</u>	<u>APPLICABILITY</u>
5. Auxiliary and Fuel Handling Building Ventilation System					
a. Noble Gas Activity Monitor (RM-A8) or (RM-A4 and RM-A6)	D	M	E(3)	Q(1)	*
b. Iodine Sampler (RM-A8) or (RM-A4 and RM-A6)	W	N/A	N/A	N/A	*
c. Particulate Sampler (RM-A8) or (RM-A4 and RM-A6)	W	N/A	N/A	N/A	*
d. System Effluent Flow Rate Measurement Devices (AH-FR-149 and AH-FR-150)	D	N/A	E	Q	*
e. Sampler Flow Rate Monitor (RM-FI-1230 or RM-A-4\FI and RM-A-6\FI)	D	N/A	E	N/A	*
6. Fuel Handling Building ESF Air Treatment System					
a. Noble Gas Activity Monitor (RM-A14)	D	M	R(3)	Q(2)	****
b. System Effluent Flow Rate (AH-UR-1104 A/B)	D	N/A	R	Q	****
c. Sampler Flow Rate Measurement Device (RM-A-14F14)	D	N/A	R	Q	****

Table 3.1-2 (Cont'd)
Radioactive Gaseous Process and Effluent Monitoring Instrumentation Surveillance Requirements

	<u>INSTRUMENT</u>	<u>CHANNEL CHECK</u>	<u>SOURCE CHECK</u>	<u>CHANNEL CALIBRATION</u>	<u>CHANNEL TEST</u>	<u>APPLICABILITY</u>
7.	Chemical Cleaning Building Ventilation System					
a.	Noble Gas Activity Monitor (ALC RM-I-18)	D	M	E(3)	Q(2)	###
b.	Iodine Sampler (ALC RM-I-18)	W	N/A	N/A	N/A	###
c.	Particulate Sampler (ALC RM-I-18)	W	N/A	N/A	N/A	###
8.	Waste Handling and Packaging Facility Ventilation System					
a.	Particulate Sampler (WHP-RIT-1)	D	W	SA	W	###
9.	Respirator and Laundry Maintenance Ventilation System					
a.	Particulate Sampler (RLM-RM-1)	D	W	SA	W	###

Table 3.1-2 (Cont'd)
Table Notation

- * At all times
 - ** During waste gas holdup system operation
 - *** Operability is not required when discharges are positively controlled through the closure of WDG-V-47, or where RM-A-8, AH-FT-149, and AH-FT-150 are operable and RM-A-8 is capable of automatic closure of WDG-V-47
 - **** During Fuel Handling Building ESF Air Treatment System Operation
 - # At all times during containment purging
 - ## At all times when condenser vacuum is established
 - ### During operation of the ventilation system
- (1) The CHANNEL TEST shall also demonstrate that automatic isolation of this pathway for the Auxiliary and Fuel Handling Building Ventilation System, the supply ventilation is isolated and control room alarm annunciation occurs if the following condition exists:
1. Instrument indicates measured levels above the high alarm/trip setpoint (Includes circuit failure).
 2. Instrument indicates a down scale failure (Alarm function only) (Includes circuit failure).
 3. Instrument controls moved from the operate mode (Alarm function only).
- (2) The CHANNEL TEST shall also demonstrate that control room alarm annunciation occurs if any of the following conditions exist:
- 1 Instrument indicates measured levels above the alarm setpoint. (includes circuit failure)
 2. Instrument indicates a down scale failure (includes circuit failure).
 3. Instrument controls moved from the operate mode.

Table 3.1-2
NOTATIONS (Cont'd)

- (3) The initial CHANNEL CALIBRATION for radioactivity measurement instrumentation shall be performed using one or more of the reference standards certified by the National Institute of Standards and Technology or using standards that have been obtained from suppliers that participate in measurement assurance activities with NIST. These standards should permit calibrating the system over its intended range of energy and measurement range. For subsequent CHANNEL CALIBRATION, sources that have been related to the initial calibration should be used. (Operating plants may substitute previously established calibration procedures for this requirement.)
- (4) The CHANNEL CALIBRATION shall include the use of standard gas samples containing a nominal:
1. One volume percent hydrogen, balance nitrogen, and
 2. Four volume percent hydrogen, balance nitrogen
- (5) The CHANNEL CALIBRATION shall include the use of standard gas samples containing a nominal:
1. One volume percent oxygen, balance nitrogen, and
 2. Four volume percent oxygen, balance nitrogen

3.2 Radiological Effluents

3.2.1 Liquid Effluents

SURVEILLANCE REQUIREMENTS

3.2.1.1 Concentration

3.2.1.1.1 The radioactivity content of each batch of radioactive liquid waste shall be determined prior to release, by sampling and analysis in accordance with Table 3.2-1. The results of pre-release analyses shall be used with the calculational methods in the ODCM to assure that the concentration at the point of release is maintained within the limits of Control 2.2.1.1.

3.2.1.1.2 Post-release analysis of samples composited from batch releases shall be performed in accordance with Table 3.2-1. The results of the previous post-release analysis shall be used with the calculational methods in the ODCM to assure that the concentrations at the point of release were maintained within the limits of Control 2.2.1.1.

3.2.1.1.3 The radioactivity concentration of liquids discharged from continuous release points shall be determined by collection and analysis of samples in accordance with Table 3.2-1. The results of the analysis shall be used with the calculational methods of the ODCM to assure that the concentration at the point of release is maintained within the limits of Control 2.2.1.1.

3.2.1.2 Dose Calculations

3.2.1.2.1 Cumulative dose contributions from liquid effluents shall be determined in accordance with the Offsite Dose Calculation Manual (ODCM) at least once a month.

3.2.1.3 Liquid Waste Treatment

3.2.1.3.1 Doses due to liquid releases shall be projected at least once a month, in accordance with the ODCM.

3.2.1.4 Liquid Holdup Tanks

3.2.1.4.1 The quantity of radioactive material contained in each of the tanks specified in Control 2.2.1.4 shall be determined to be within the limit by analyzing a representative sample of the tank's content weekly when radioactive materials are being added to the tank.

**Table 3.2-1
Radioactive Liquid Waste Sampling and Analysis Program**

Liquid Release Type	Sampling Frequency	Minimum Analysis Frequency	Type of Activity Analysis	Lower Limit of Detection (LLD) ($\mu\text{Ci/ml}$) (Note a)
A.1 Batch Waste Release Tanks (Note d)	P Each Batch	P Each Batch	H-3 Principal Gamma Emitters (Note f) I-131 Dissolved and Entrained Gases (Gamma Emitters) (Note g)	1×10^{-5} 5×10^{-7} 1×10^{-6} 1×10^{-5}
	P Each Batch	M Composite (Note b)	Gross alpha	1×10^{-7}
	P Each Batch	Q Composite (Note b)	Sr-89, Sr-90 Fe-55	5×10^{-8} 1×10^{-6}
A.2 Continuous Releases (Note e)	Continuous (Note c)	W Composite (Note c)	Principal Gamma Emitters (Note f) I-131	5×10^{-7} 1×10^{-6}
	Grab Sample M	M	Dissolved and Entrained Gases (Gamma Emitters) (Note g)	1×10^{-5}
	Continuous (Note c)	M Composite (Note c)	H-3 Gross alpha	1×10^{-5} 1×10^{-7}
	Continuous (Note c)	Q Composite (Note c)	Sr-89, Sr-90 Fe-55	5×10^{-8} 1×10^{-6}

Table 3.2-1 (Cont'd)
Table Notation

- a. The LLD is defined, for purposes of this surveillance, as the smallest concentration of radioactive material in a sample that will yield a net count above system background that will be detected with 95% probability with 5% probability of falsely concluding that a blank observation represents a "real" signal.

For a particular measurement system (which may include radiochemical separation):

$$LLD = \frac{4.66 S_b}{E \times V \times 2.22 \times 10^6 \times Y \times \exp(-\lambda \Delta t)}$$

Where:

LLD is the "a priori" lower limit of detection as defined above (as microcurie per unit mass or volume)

s_b is the standard deviation of the background counting rate or of the counting rate of a blank sample as appropriate (as counts per minute)

E is the counting efficiency (as counts per disintegration)

V is the sample size (in units of mass or volume)

2.22 E6 is the number of disintegrations per minute per microcurie

Y is the fractional radiochemical yield (when applicable)

λ is the radioactive decay constant for the particular radionuclide, and

Δt is the elapsed time between midpoint of sample collection and time of counting

Typical values of E, V, Y and Δt shall be used in the calculation

It should be recognized that the LLD is defined as an "a priori" (before the fact) limit representing the capability of a measurement system and not as an "a posteriori" (after the fact) limit for a particular measurement

- b. A composite sample is one in which the quantity of liquid sampled is proportional to the quantity of liquid waste discharged and in which the method of sampling employed results in a specimen which is representative of the liquids released

Table 3.2-1 Notations (Cont'd)

- c. To be representative of the quantities and concentrations of radioactive materials in liquid effluent, samples shall be collected continuously in proportion to the rate of flow of the effluent stream. Prior to analyses, all samples taken for the composite shall be thoroughly mixed in order for the composite sample to be representative of the effluent release
- d. A batch release is the discharge of liquid wastes of a discrete volume. Prior to sampling for analyses, each batch shall be isolated, and be thoroughly mixed, by a method described in the ODCM, to assure representative sampling.
- e. A continuous release is the discharge of liquid wastes of a non- discrete volume; e.g., from a volume or system that has an input flow during the continuous release.
- f. The principal gamma emitters for which the LLD specification applies exclusively are the following radionuclides: Mn-54, Fe-59, Co-58, Co-60, Zn-65, Mo-99, Cs-134, Cs-137, Ce-141, and Ce-144. This list does not mean that only these nuclides are to be considered. Other gamma peaks that are identifiable, together with those of the above nuclides, shall also be analyzed and reported in the Annual Radioactive Effluent Release Report pursuant to TS 6.9.4.
- g. The gamma emitters for which the LLD specification applies exclusively are the following radionuclides: Kr-87, Kr-88, Xe-133, Xe-133m, and Xe-135. This list does not mean that only these nuclides are to be considered. Other gamma peaks that are identifiable, together with those of the above nuclides, shall also be analyzed and reported in the Annual Effluent Release Report pursuant to T.S. 6.9.4.

3.2.2 Gaseous Effluents

SURVEILLANCE REQUIREMENTS

3.2.2.1 Dose Rates

3.2.2.1.1 The dose rate due to noble gases in gaseous effluents shall be determined to be within the limits of Control 2.2.2.1.a in accordance with the methods and procedures of the ODCM.

3.2.2.1.2 The dose rate of radioactive materials, other than noble gases, in gaseous effluents shall be determined to be within the limits of Control 2.2.2.1.b in accordance with methods and procedures of the ODCM by obtaining representative samples and performing analyses in accordance with the sampling and analysis program, specified in Table 3.2-2.

3.2.2.2 Dose, Noble Gas

3.2.2.2.1 Cumulative dose contributions from noble gas effluents for the current calendar quarter and current calendar year shall be determined in accordance with the OFFSITE DOSE CALCULATION MANUAL (ODCM) monthly.

3.2.2.3 Dose, Iodine-131, Iodine-133, Tritium, and Radionuclides in Particulate Form

3.2.2.3.1 Cumulative dose contributions from Iodine-131, Iodine-133, Tritium, and radionuclides in particulate form with half lives greater than 8 days for the current calendar quarter and current calendar year shall be determined in accordance with the OFFSITE DOSE CALCULATION MANUAL (ODCM) monthly.

3.2.2.4 Gaseous Waste Treatment

3.2.2.4.1 Doses due to gaseous releases from the unit shall be projected monthly in accordance with the ODCM.

3.2.2.5 Explosive Gas Mixture

3.2.2.5.1 The concentrations of hydrogen and oxygen in the waste gas holdup system shall be determined to be within the limits of Control 2.2.2.5 by monitoring the waste gases in the Waste Gas Holdup System with the hydrogen and oxygen monitors covered in Table 2.1-2 of Control 2.1.2.

3.2.2.6 Waste Gas Decay Tank

3.2.2.6.1 The concentration of radioactivity contained in the vent header shall be determined weekly. If the concentration of the vent header exceeds 10.7 $\mu\text{Ci/cc}$, daily samples shall be taken of each waste gas decay tank being added to, to determine if the tank(s) is less than or equal to 8800 Ci/tank.

**Table 3.2-2
Radioactive Gaseous Waste Sampling and Analysis Program**

Gaseous Release Type		Sampling Frequency	Minimum Analysis Frequency	Type of Activity Analysis	Lower Limit of Detection (LLD) $\mu\text{Ci/ml}$ (Note a)
A.	Waste Gas Decay Tank	P Each Tank Grab Sample	P Each Tank	Principal Gamma Emitters (Note g)	1×10^{-4}
B.	Containment Purge	P (Note b) Each Purge Grab Sample	P (Note b) Each Purge	H-3 Principal Gamma Emitters (Note g)	1×10^{-6} 1×10^{-4}
C.	Auxiliary and Fuel Handling Building Air Treatment System	M (Notes c, e) Grab Sample	M	H-3 Principal Gamma Emitters (Note g)	1×10^{-6} 1×10^{-4}
D.	Fuel Handling Building ESF Air Treatment System	M (during System Operation) Grab Sample	M (during System Operation)	H-3 Principal Gamma Emitters (Note g)	1×10^{-6} 1×10^{-4}
E.	Condenser Vacuum Pumps Exhaust (Note h)	M (Note h) Grab Sample	M (Note h)	H-3 Principal Gamma Emitters (Note g)	1×10^{-6} 1×10^{-4}
F.	Chemical Cleaning Building Air Treatment System	M (Note I) Grab Sample	M	H-3 Principal Gamma Emitters (Note g)	1×10^{-6} 1×10^{-4}
G.	Waste Handling and Packaging Facility Air Treatment System	See Section I of this table	See Section I of this table	See Section I of this table	See Section I of this table
H.	Respirator and Laundry Maintenance Facility Air Treatment System	See Section I of this table	See Section I of this table	See Section I of this table	See Section I of this table

Table 3.2-2 (Cont'd)
Radioactive Gaseous Waste Sampling and Analysis Program

Gaseous Release Type	Sampling Frequency	Minimum Analysis Frequency	Type of Activity Analysis	Lower Limit of Detection (LLD) ($\mu\text{Ci/ml}$) (Note a)
I. All Release Types as Listed Above in B, C, D, F, G, and H (During System Operation) (Note i)	Continuous (Note f)	W (Note d) Charcoal Sample	I-131	1×10^{-12}
	Continuous (Note f)	W (Note d) Particulate	Principal Gamma Emitters (Note g) (I-131, Others)	1×10^{-11}
	Continuous (Note f)	Q Composite Particulate Sample	Gross Alpha	1×10^{-11}
	Continuous (Note f)	Q Composite Particulate Sample	Sr-89, Sr-90	1×10^{-11}
	Continuous (Note f)	Noble Gas Beta or Gamma	Noble Gases	1×10^{-6}
J. Condenser Vent Stack Continuous Iodine Sampler (Note j)	Continuous (Note k)	W (Note d) Charcoal Sample	I-131	1×10^{-12}

Table 3.2-2 (Cont'd)
Table Notation

- a. The LLD is defined, for purposes of this surveillance, as the smallest concentration of radioactive material in a sample that will yield a net count above system background that will be detected with 95% probability with 5% probability of falsely concluding that a blank observation represents a "real" signal.

For a particular measurement system (which may include radiochemical separation):

$$LLD = \frac{4.66 S_b}{E \times V \times 2.22 \times 10^6 \times Y \times \exp(-\lambda \Delta t)}$$

Where: LLD is the "a priori" lower limit of detection as defined above (as microcurie per unit mass or volume)

S_b is the standard deviation of the background counting rate or of the counting rate of a blank sample as appropriate (as counts per minute)

E is the counting efficiency (as counts per disintegration)

V is the sample size (in units of mass or volume)

2.22 E6 is the number of disintegrations per minute per microcurie

Y is the fractional radiochemical yield (when applicable)

λ is the radioactive decay constant for the particular radionuclide, and

Δt is the elapsed time between midpoint of sample collection and time of counting.

Typical values of E, V, Y and Δt shall be used in the calculation.

It should be recognized that the LLD is defined as an "a priori" (before the fact) limit representing the capability of a measurement system and not as an "a posteriori" (after the fact) limit for a particular measurement.

- b. Sampling and analysis shall also be performed following shutdown, startup, or THERMAL POWER change exceeding 15 percent of RATED THERMAL POWER within one hour, unless (1) analysis shows that the DOSE EQUIVALENT I-131 concentration in the primary coolant has not increased more than a factor of 3; and (2) the noble gas activity monitor shows that effluent activity has not increased by more than a factor of 3.
- c. Tritium grab samples from the spent fuel pool area shall be taken at least once per 24 hours when the refueling canal is flooded.

Table 3.2-2 Notations (Cont'd)

- d. Charcoal cartridges and particulate filters shall be changed at least once per 7 days and analyses shall be completed within 48 hours after changing (or after removal from sampler).
- e. Tritium grab samples shall be taken weekly from the spent fuel pool area whenever spent fuel is in the spent fuel pool.
- f. The ratio of the sample flow rate to the sampled stream flow rate shall be known for the time period covered by each dose or dose rate calculation made in accordance with Controls 2.2.2.1, 2.2.2.2, and 2.2.2.3.
- g. The principal gamma emitters for which the LLD specification applies exclusively are the following radionuclides: Kr-87, Kr-88, Xe-133, Xe-133m, Xe-135 and Xe-138 for gaseous emissions and Mn-54, Fe-59, Co-58, Co-60, Zn-65, Mo-99, Cs-137, Ce-141 and Ce-144 for particulate emissions. This list does not mean that only these nuclides are to be considered. Other gamma peaks that are identifiable, together with those of the above nuclides, shall also be analyzed and reported in the Annual Radioactive Effluent Release Report pursuant to TS 6.9.4.
- h. Applicable only when condenser vacuum is established. Sampling and analysis shall also be performed following shutdown, startup, or a THERMAL POWER change exceeding 15 percent of RATED THERMAL POWER within one hour unless (1) analysis shows that the DOSE EQUIVALENT I-131 concentration in the primary coolant has not increased more than a factor of 3; and (2) the noble gas activity monitor shows that effluent activity has not increased by more than a factor of 3.
- i. Gross Alpha, Sr-89, and Sr-90 analyses do not apply to the Fuel Handling Building ESF Air Treatment System.
- j. If the Condenser Vent Stack Continuous Iodine Sampler is unavailable, then alternate sampling equipment will be placed in service within 48 hours or a report will be prepared, and submitted within 30 days from the time the sampler is found or made inoperable, which identifies (a) the cause of the inoperability, (b) the action taken to restore representative sampling capability, (c) the action taken to prevent recurrence, and (d) quantification of the release via the pathway during the period and comparison to the limits prescribed by Control 2.2.2.1.b.
- k. Applicable only when condenser vacuum is established.
- l. Applicable when liquid radwaste is moved or processed within the facility (e.g. includes recirculation, cleanup, transfers out, within, or into Chemical Cleaning Building, etc).
- m. Iodine samples only required in the Chemical Cleaning Building when TMI-1 liquid radwaste is stored or processed in the facility.

3.2.3 Total Radioactive Effluents

3.2.3.1 Dose Calculation

3.2.3.1.1 Cumulative annual dose contributions from liquid and gaseous effluents shall be determined in accordance with Surveillances 3.2.1.2.1, 3.2.2.2.1, and 3.2.2.3.1, including direct radiation contributions from the Unit and from outside storage tanks, and in accordance with the methodology contained in the ODCM.

4.0 **PART I REFERENCES**

- 4.1 Title 10, Code of Federal Regulations, "Energy"
- 4.2 Regulatory Guide 1.109, "Calculation of Annual Doses to Man from Routing Releases of Reactor Effluents for the Purpose of Evaluating Compliance with 10 CFR Part 50, Appendix I, "Revision 1, October 1977"
- 4.3 TMI-1 Technical Specifications, attached to Facility Operating License No. DPR-50
- 4.4 TMI-1 FSAR

PART II

TMI-2 RADIOLOGICAL EFFLUENT CONTROLS

PART II Definitions

1.0 DEFINITIONS

DEFINED TERMS

- 1.1 The DEFINED TERMS of this section appear in capitalized type and are applicable throughout Part II of the ODCM.

PDMS

- 1.2 Post-Defueling Monitored Storage (PDMS) is that condition where TMI-2 defueling has been completed, the core debris removed from the reactor during the clean-up period has been shipped off-site, and the facility has been placed in a stable, safe, and secure condition.

ACTION

- 1.3 ACTION shall be those additional requirements specified as corollary statements to each control and shall be part of the controls.

OPERABLE - OPERABILITY

- 1.4 A system, subsystem, train, component or device shall be OPERABLE or have OPERABILITY when it is capable of performing its specified function(s). Implicit in this definition shall be the assumption that all necessary attendant instrumentation, controls, normal and emergency electrical power sources, cooling or seal water, lubrication or other auxiliary equipment, that are required for the system, subsystem, train, component or device to perform its function(s), are also capable of performing their related support function(s).

CHANNEL CALIBRATION

- 1.5 A CHANNEL CALIBRATION shall be the adjustment, as necessary, of the channel output such that it responds with necessary range and accuracy to known values of the parameter, which the channel monitors. The CHANNEL CALIBRATION shall encompass the entire channel including the sensor and alarm and/or trip functions, and shall include the CHANNEL FUNCTIONAL TEST. CHANNEL CALIBRATION may be performed by any series of sequential, overlapping or total channel steps such that the entire channel is calibrated.

CHANNEL CHECK

- 1.6 A CHANNEL CHECK shall be the qualitative assessment of channel behavior during operation by observation. This determination shall include, where possible, comparison of the channel indication and/or status with other indications and/or status derived from independent instrument channels measuring the same parameter.

CHANNEL FUNCTIONAL TEST

- 1.7 A CHANNEL FUNCTIONAL TEST shall be:
- a. Analog channels - the injection of a simulated signal into the channel as close to the primary sensor as practicable to verify OPERABILITY including alarm and/or trip functions.
 - b. Bistable channels - the injection of a simulated signal into the channel sensor to verify OPERABILITY including alarm and/or trip functions.

SOURCE CHECK

- 1.8 A SOURCE CHECK shall be the qualitative assessment of channel response when the channel sensor is exposed to a radioactive source.

COMPOSITE SAMPLE

- 1.9 A COMPOSITE SAMPLE is a combination of individual samples obtained at regular intervals over a time period. Either the volume of each individual sample is proportional to the flow rate discharge at the time of sampling or the number of equal volume samples is proportional to the time period used to produce the composite.

GRAB SAMPLE

- 1.10 A GRAB SAMPLE is an individual sample collected in less than fifteen minutes.

BATCH RELEASE

- 1.11 A BATCH RELEASE is the discharge of fluid waste of a discrete volume.

CONTINUOUS RELEASE

- 1.12 A CONTINUOUS RELEASE is the discharge of fluid waste of a non-discrete volume, e.g., from a volume or system that has an input flow during the CONTINUOUS RELEASE.

SITE BOUNDARY

- 1.13 The SITE BOUNDARY used as the basis for the limits on the release of gaseous effluents is as defined in Section 2.1.2.2 and shown on Figure 2.1-3 of the TMI-1 FSAR. This boundary line includes portions of the Susquehanna River surface between the east bank of the river and Three Mile Island and between Three Mile Island and Shelley Island.

The SITE BOUNDARY used as the basis for the limits on the release of liquid effluents is as shown in Figure 1.1 in Part I of this ODCM.

FREQUENCY NOTATION

- 1.14 The FREQUENCY NOTATION specified for the performance of Surveillance Requirements shall correspond to the intervals defined in Table 1.1. All Surveillance Requirements shall be performed within the specified time interval with a maximum allowable extension not to exceed 25% of the surveillance interval.

TABLE 1.1
Frequency Notation

<u>NOTATION</u>	<u>FREQUENCY</u>
S (Shiftly)	At least once per 12 hours
D (Daily)	At least once per 24 hours
W (Weekly)	At least once per 7 days
M (Monthly)	At least once per 31 days
Q (Quarterly)	At least once per 92 days
SA (Semi-Annually)	At least once per 184 days
A (Annually)	At least once per 12 months
E	At least once per 18 months
N.A.	Not applicable
P	Completed prior to each release

2.0 CONTROLS AND BASES

- 2.0.1 Controls and ACTION requirements shall be applicable during the conditions specified for each control.
- 2.0.2 Adherence to the requirements of the Control and/or associated ACTION within the specified time interval shall constitute compliance with the control. In the event the Control is restored prior to expiration to the specified time interval, completion of the ACTION statement is not required.
- 2.0.3 In the event the Control and associated ACTION requirements cannot be satisfied because of circumstances in excess of those addressed in the Control, initiate appropriate actions to rectify the problem to the extent possible under the circumstances, and submit a special report to the Commission pursuant to TMI-2 PDMS Technical Specification (Tech. Spec.) Section 6.8.2 within 30 days, unless otherwise specified.

2.1 Radioactive Effluent Instrumentation

2.1.1 Radioactive Liquid Effluent Instrumentation

Radioactive Liquid Effluent Instrumentation is common between TMI-1 and TMI-2. Controls, applicability, and actions are specified in ODCM Part I, Control 2.1.1

2.1.2 Radioactive Gaseous Process and Effluent Monitoring Instrumentation

CONTROL:

The radioactive gaseous process and effluent monitoring instrumentation channels shown in Table 2.1-2 shall be OPERABLE with their alarm/trip setpoints set to ensure that the limits of Control 2.2.2.1 are not exceeded. The alarm/trip setpoints of these channels shall be determined in accordance with the OFFSITE DOSE CALCULATION MANUAL (ODCM).

APPLICABILITY: As shown in Table 2.1-2

ACTION:

- a. With a radioactive gaseous process or effluent monitoring instrumentation channel alarm/trip setpoint less conservative than required by the above control, immediately suspend the release of radioactive effluent monitored by the affected channel or declare the channel inoperable.

- b. With less than the minimum number of radioactive gaseous process or effluent monitoring instrumentation channels OPERABLE, take the ACTION shown in Table 2.1-2. Exert best efforts to return the instrumentation to OPERABLE status within 30 days and, if unsuccessful, explain in the next Annual Effluent Release Report why the inoperability was not corrected in a timely manner.

BASES

The radioactive gaseous effluent instrumentation is provided to monitor and control, as applicable, the releases of radioactive materials in gaseous effluent during actual or potential releases. The alarm/trip setpoints for these instruments shall be calculated in accordance with NRC approved methods in the ODCM to provide reasonable assurance that the annual releases are within the limits specified in 10 CFR 20.1301.

**Table 2.1-2
Radioactive Gaseous Process and Effluent Monitoring Instrumentation**

	<u>INSTRUMENT</u>	<u>MINIMUM CHANNELS OPERABLE</u>	<u>APPLICABILITY</u>	<u>ACTION</u>
1.	Containment Purge Monitoring System			
a.	Noble Gas Activity Monitor (2HP-R-225)	1	NOTE 1	NOTE 2
b.	Particulate Monitor (2HP-R-225)	1	NOTE 1	NOTE 2
c.	Effluent System Flow Rate Measuring Device (2AH-FR-5907 Point 1)	1	NOTE 1	NOTE 3
2.	Station Ventilation System			
a.	Noble Gas Activity Monitor (2HP-R-219) or (2HP-R-219A)	1	NOTE 1	NOTE 2
b.	Particulate Monitor (2HP-R-219) or (2HP-R-219A)	1	NOTE 1	NOTE 2
c.	Effluent System Flow Rate Monitoring Device (2AH-FR-5907 Point 6)	1	NOTE 1	NOTE 3

NOTES:

1. During operation of the monitored system.
2. With the number of channels OPERABLE less than required by the Minimum Channels OPERABLE requirement, secure Reactor Building Purge if in progress.
3. With flow rate monitoring instrumentation out of service, flow rates from the Auxiliary (2AH-FR-5907 Point 2), Fuel Handling (2AH-FR-5907 Point 4), Soiled Exhaust System (2AH-FR-5907 Point 5), and Reactor Buildings (2AH-FR-5907 Point 1) may be summed individually. Under these conditions, the flow rate monitoring device is considered operable. If the flow rates cannot be summed individually, they may be estimated using the maximum design flow for the exhaust fans, and the reporting requirements of Control 2.1.2.b are applicable.

2.2 Radioactive Effluent Controls

2.2.1 Liquid Effluent Controls

2.2.1.1 Liquid Effluent Concentration

CONTROL:

The concentration of radioactive material released at anytime from the unit to unrestricted areas shall be limited to ten times the concentrations specified in 10 CFR Part 20.1001-20.2401, Appendix B, Table 2, Column 2.

APPLICABILITY: At all times

ACTION:

With the concentration of radioactive material released from the unit to unrestricted areas exceeding the above limits, immediately restore concentrations within the above limits.

BASES

This control is provided to ensure that the concentration of radioactive materials released in liquid waste effluent from the unit to unrestricted areas will be less than ten times the concentration levels specified in 10 CFR Part 20.1001-20.2401, Appendix B, Table 2. These Controls permit flexibility under unusual conditions, which may temporarily result in higher than normal releases, but still within ten times the concentrations, specified in 10 CFR 20. It is expected that by using this flexibility under unusual conditions, and exerting every effort to keep levels of radioactive material in liquid wastes as low as practicable, the annual releases will not exceed a small fraction of the annual average concentrations specified in 10 CFR 20. As a result, this Control provides reasonable assurance that the resulting annual exposure to an individual in off-site areas will not exceed the design objectives of Section II.A of Appendix I to 10 CFR Part 50, which were established as requirements for the cleanup of TMI-2 in the NRC's Statement of Policy of April 27, 1981.

2.2.1.2 Liquid Effluent Dose

CONTROL

The dose or dose commitment to a MEMBER OF THE PUBLIC from radioactive materials in liquid effluents released from the unit to the SITE BOUNDARY shall be limited:

- a. During any calendar quarter to less than or equal to 1.5 mrem to the total body and to less than or equal to 5 mrem to any organ.
- b. During any calendar year to less than or equal to 3 mrem to the total body and to less than or equal to 10 mrem to any organ.

APPLICABILITY: At all times

ACTION:

- a. With the calculated dose from the release of radioactive materials in liquid effluents exceeding any of the above limits, prepare and submit to the NRC Region I Administrator within 30 days, a Special Report which identifies the cause(s) for exceeding the limit(s) and defines the corrective actions to be taken to reduce the releases of radioactive materials in liquid effluents during the remainder of the current calendar quarter and during the subsequent 3 calendar quarters so that the cumulative dose or dose commitment to any individual from such releases during these four calendar quarters is within 3 mrem to the total body and 10 mrem to any organ. This Special Report shall also include (1) the result of radiological analyses of the drinking water source, and (2) the radiological impact on finished drinking water supplies with regard to the requirements of 40 CFR 141, Safe Drinking Water Act.

BASES

This Control requires that the dose to offsite personnel be limited to the design objectives of Appendix I of 10 CFR Part 50. This will assure the dose received by the public during PDMS is equivalent to or less than that from a normal operating reactor. The limits also assure that the environmental impacts are consistent with those assessed in NUREG-0683, the TMI-2 Programmatic Environmental Impact Statement (PEIS). The ACTION statements provide the required flexibility under unusual conditions and at the same time implement the guides set forth in Section IV.A of Appendix I to assure that the releases of radioactive material in liquid effluents will be kept "as low as is reasonably achievable". The dose calculations in the ODCM implement the requirements in Section III.A. of Appendix I that conformance with the guides of Appendix I is to be shown by calculational procedures based on models and data such that the actual exposure of a MEMBER OF THE PUBLIC through appropriate pathways is unlikely to be substantially underestimated. The equations specified in the ODCM for calculating the doses due to the actual release rates of radioactive materials in liquid effluents are consistent with the methodology provided in Regulatory Guide 1.109, "Calculation of Annual Doses to Man from Routine Releases of Reactor Effluents for the Purpose of Evaluating Compliance with 10 CFR Part 50, Appendix I," Revision 1, October, 1977, and Regulatory Guide 1.113, "Estimating Aquatic Dispersion of Effluents from Accidental and Routine Reactor Releases for the Purpose of Implementing Appendix I," April, 1977. NUREG-0133 provides methods for dose calculations consistent with Regulatory Guides 1.109 and 1.113.

2.2.1.3 Liquid Radwaste Treatment System

CONTROL:

The appropriate portions of the liquid radwaste treatment system shall be used to reduce the radioactive materials in liquid wastes prior to their discharge when the projected doses due to the liquid effluent from the unit to unrestricted areas would exceed 0.06 mrem to the total body or 0.2 mrem to any organ in any calendar month.

APPLICABILITY: At all times

ACTION:

- a. With radioactive liquid waste being discharged without treatment and in excess of the above limits, prepare and submit to the NRC Region I Administrator within 30 days, a Special Report which includes the following information:
 1. Explanation of why liquid radwaste was being discharged without treatment, identification of any inoperable equipment or subsystems, and the reason for inoperability,
 2. Action(s) taken to restore the inoperable equipment to OPERABLE status, and,
 3. A summary description of action(s) taken to prevent a recurrence.

BASES

The requirement that the appropriate portions of this system (shared with TMI-1) be used, when specified, provides assurance that the releases of radioactive materials in liquid effluents will be kept as low as is reasonably achievable. This control implements the requirements of 10 CFR Part 50.36a, General Design Criterion 60 of Appendix A to 10 CFR Part 50 and the design objective given in Section II.D of Appendix I to 10 CFR Part 50. The intent of Section II.D. is to reduce effluents to as low as is reasonably achievable in a cost effective manner. This control satisfies this intent by establishing a dose limit which is a small fraction (25%) of Section II.A of Appendix I, 10 CFR Part 50 dose requirements. This margin, a factor of 4, constitutes a reasonable reduction.

2.2.2 Gaseous Effluent Controls

2.2.2.1 Gaseous Effluent Dose Rate

CONTROL:

The dose rate due to radioactive materials released in gaseous effluent from the site shall be limited to the following:

- a. For noble gases: less than or equal to 500 mrem/yr to the total body and less than or equal to 3000 mrem/yr to the skin, and
- b. For tritium and all radionuclides in particulate form with half lives greater than 8 days: less than or equal to 1500 mrem/yr to any organ.

APPLICABILITY: At all times.

ACTION:

With the release rate(s) exceeding the above limits, immediately decrease the release rate to comply with the above limit(s).

BASES

The control provides reasonable assurance that the annual dose at the SITE BOUNDARY from gaseous effluent from all units on the site will be within the annual dose limits of 10 CFR Part 20 for unrestricted areas. At the same time, these Controls permit flexibility under unusual conditions, which may temporarily result in higher than the design objective levels, but still within the dose limits specified in 10 CFR 20 and within the design objectives of Appendix I to 10 CFR 50. It is expected that using this flexibility under unusual conditions, and by exerting every effort to keep levels of radioactive material in gaseous wastes as low as practicable, the annual releases will not exceed a small fraction of the annual dose limits specified in 10 CFR 20 and will not result in doses which exceed the design objectives of Appendix I to 10 CFR 50, which were endorsed as limits for the cleanup of TMI-2 by the NRC's Statement of Policy of April 27, 1981. These gaseous release rates provide reasonable assurance that radioactive material discharged in gaseous effluent will not result in the exposure of a MEMBER OF THE PUBLIC in an unrestricted area, either within or outside the SITE BOUNDARY, to annual average concentrations exceeding the values specified in Appendix B, Table 2 of 10 CFR Part 20. For MEMBERS OF THE PUBLIC who may at times be within the SITE BOUNDARY, the occupancy of the MEMBER OF THE PUBLIC will be sufficiently low to compensate for any increase in the atmospheric diffusion factor above that for the exclusion area boundary. The specified release rate limits restrict, at all times, the corresponding gamma and beta dose rates above background to a MEMBER OF THE PUBLIC at or beyond the SITE BOUNDARY to less than or equal to 500 mrem/year to the total body or to less than or equal to 3000 mrem/year to the skin. The absence of iodine ensures that the corresponding thyroid dose rate above background to a child via the inhalation pathway is less than or equal to 1500 mrem/yr (NUREG 1301), thus there is no need to specify dose rate limits for these nuclides.

2.2.2.2 Gaseous Effluents Dose-Noble Gases

CONTROL:

The air dose due to noble gases released in gaseous effluents from the unit to areas at and beyond the SITE BOUNDARY shall be limited to the following:

- a. During any calendar quarter: less than or equal to 5 mrad for gamma radiation and less than or equal to 10 mrad for beta radiation and,
- b. During any calendar year: less than or equal to 10 mrad for gamma radiation and less than or equal to 20 mrad for beta radiation.

APPLICABILITY: At all times.

ACTION:

- a. With the calculated air dose from radioactive noble gases in gaseous effluents exceeding any of the above limits, prepare and submit to the NRC Region I Administrator within 30 days, a Special Report which identifies the cause(s) for exceeding the limit(s) and defines the corrective actions that have been taken to reduce the releases and the proposed corrective actions to be taken to assure that subsequent releases will be in compliance with the above limits.

BASES

This control applies to the release of radioactive materials in gaseous effluents from TMI-2.

This control and associated action is provided to implement the requirements of Section II.B, III.A and IV.A of Appendix I, 10 CFR Part 50. The Control implements the guides set forth in Section II.B of Appendix I. The ACTION statements provide flexibility under unusual conditions and at the same time implement the guides set forth in Section IV.A of Appendix I to assure that the releases of radioactive material in gaseous effluents will be kept "as low as is reasonably achievable." The Surveillance Requirements implement the requirements in Section III.A of Appendix I that conformance with the guides of Appendix I be shown by calculational procedures based on models and data such that the actual exposure of a MEMBER OF THE PUBLIC through the appropriate pathways is unlikely to be substantially underestimated. The dose calculation methodology and parameters established in the ODCM for calculating the doses due to the actual release rates of radioactive noble gases in gaseous effluents are consistent with the methodology provided in Regulatory Guide 1.109, "Calculation of Annual Doses to Man from Routine Release of Reactor Effluents for the Purpose of Evaluating Compliance with 10 CFR Part 50, Appendix I," Revision 1, October 1977 and Regulatory Guide 1.111, "Methods for Estimating Atmospheric Transport and Dispersion of Gaseous Effluents in Routine Releases from Light-Water Cooled Reactors," Revision 1, July 1977. The ODCM equations provided for determining the air doses at and beyond the SITE BOUNDARY are based upon the historical average atmospheric conditions. NUREG-0133 provides methods for dose calculations consistent with Regulatory Guides 1.109 and 1.111.

2.2.2.3 Dose - Iodine-131, Iodine-133, Tritium, and Radionuclides In Particulate Form

CONTROL:

The dose to a MEMBER OF THE PUBLIC from Tritium and all radionuclides in particulate form with half lives greater than 8 days, in gaseous effluents released from the unit to areas at and beyond the SITE BOUNDARY shall be limited to the following:

- a. During any calendar quarter: less than or equal to 7.5 mrem to any organ, and
- b. During any calendar year: less than or equal to 15 mrem to any organ.

APPLICABILITY: At all times.

ACTION:

With the calculated dose from the release of Tritium and radionuclides in particulate form with half lives greater than 8 days, in gaseous effluents exceeding any of the above limits, prepare and submit to the NRC Region I Administrator within 30 days, a Special Report which identifies the cause(s) for exceeding the limit and defines the corrective actions that have been taken to reduce the releases and the proposed corrective actions to be taken to assure that subsequent releases will be in compliance with the above limits.

BASES

This control applies to the release of radioactive materials in gaseous effluents from TMI-2.

This control and associated action is provided to implement the requirements of Section II.C, III.A and IV.A of Appendix I, 10 CFR Part 50. The Controls are the guides set forth in Section II.C of Appendix I. The ACTION statement provides flexibility during unusual conditions and at the same time implements the guides set forth in Section IV.A of Appendix I to assure that the releases of radioactive materials in gaseous effluents will be kept "as low as is reasonably achievable." The ODCM calculational methods specified in the surveillance requirements implement the requirements in Section III.A of Appendix I that conformance with the guides of Appendix I be shown by calculational procedures based on models and data such that the actual exposure of a MEMBER OF THE PUBLIC through appropriate pathways is unlikely to be substantially underestimated. The ODCM calculational methodology and parameters for calculating the doses due to the actual release rates of the subject materials are consistent with the methodology provided in Regulatory Guide 1.109, "Calculation of Annual Doses to Man from Routine Releases of Reactor Effluents for the Purpose of Evaluating Compliance with 10 CFR Part 50, Appendix I," Revision 1, October, 1977 and Regulatory Guide 1.111, "Methods for Estimating Atmospheric Transport and Dispersion of Gaseous Effluents in Routine Releases from Light-Water-Cooled Reactors," Revision 1, July, 1977. These equations also provide for determining the actual doses based upon the historical average atmospheric conditions. The release rate controls for iodine-131, iodine-133, tritium and radionuclides in particulate form with half lives greater than 8 days are dependent upon the existing radionuclide pathways to man, in areas at and beyond the SITE BOUNDARY. The pathways that were examined in the development of these calculations were: 1) individual inhalation of airborne radionuclides, 2) deposition of radionuclides onto green leafy vegetation with subsequent consumption by man, 3) deposition onto grassy areas where milk animals and meat producing animals graze with consumption of the milk and meat by man, and 4) deposition on the ground with subsequent exposure of man. The absence of iodines at the site eliminates the need to specify dose limits for these nuclides.

2.2.2.4 Ventilation Exhaust Treatment System

CONTROL

The VENTILATION EXHAUST TREATMENT SYSTEM shall be OPERABLE. The appropriate portions of the VENTILATION EXHAUST TREATMENT SYSTEM shall be used to reduce radioactive materials in gaseous waste prior to their discharge when the monthly projected doses due to gaseous effluent releases from the site would exceed 0.3 mrem to any organ.

APPLICABILITY: At all times.

ACTION:

- a. With the VENTILATION EXHAUST TREATMENT SYSTEM inoperable for more than a month or with gaseous waste being discharged without treatment and in excess of the above limits, prepare and submit to the NRC Region I Administrator within 30 days, a Special Report which includes the following information:
1. Identification of the inoperable equipment or subsystems and the reason for inoperability,
 2. Action(s) taken to restore the inoperable equipment to OPERABLE status, and
 3. A summary description of action(s) taken to prevent a recurrence.

BASES

The use of the VENTILATION EXHAUST TREATMENT SYSTEM ensures that gaseous effluents are treated as appropriate prior to release to the environment. The appropriate portions of this system provide reasonable assurance that the releases of radioactive materials in gaseous effluents will be kept "as low as is reasonably achievable." This control implements the requirements of 10 CFR Part 50.36a, General Design Criterion 60 of Appendix A to 10 CFR Part 50, and the design objectives given in Section II.D of Appendix I to 10 CFR Part 50. The specified limits governing the use of appropriate portions of the systems were specified as a suitable fraction of the guide set forth in Sections II.B and II.C of Appendix I, 10 CFR Part 50, for gaseous effluents.

2.2.3 Total Radioactive Effluent Controls

2.2.3.1 Total Dose

CONTROL:

The annual (calendar year) dose or dose commitment to any MEMBER OF THE PUBLIC, due to releases of radioactivity and to radiation from uranium fuel cycle sources shall be limited to less than or equal to 25 mrem to the total body or any organ except the thyroid, which shall be limited to less than or equal to 75 mrem.

APPLICABILITY: At all times.

ACTION:

With the calculated dose from the release of radioactive materials in liquid or gaseous effluents exceeding twice the limits of Controls 2.2.1.2.a, 2.2.1.2.b, 2.2.2.2.a, 2.2.2.2.b, 2.2.2.3.a, or, 2.2.2.3.b, calculations should be made including direct radiation contributions from the unit and from outside storage tanks to determine whether the above limits of Control 2.2.3.1 have been exceeded. If such is the case, prepare and submit to the NRC Region I Administrator within 30 days, a Special Report which defines the corrective action to be taken to reduce subsequent releases to prevent recurrence of exceeding the above limits and includes the schedule for achieving conformance with the above limits. This Special Report, as defined in 10 CFR Part 20.2203(b), shall include an analysis which estimates the radiation exposure (dose) to a MEMBER OF THE PUBLIC from uranium fuel cycle sources, including all effluent pathways and direct radiation, for the calendar year that includes the release(s) covered by this report. It shall also describe levels of radiation and concentrations of radioactive material involved, and the cause of the exposure levels or concentrations. If the estimated dose(s) exceed the above limits, and if the release condition resulting in violation of 40 CFR 190 has not already been corrected, the Special Report shall include a request for a variance in accordance with the provisions of 40 CFR 190. Submittal of the report is considered a timely request, and a variance is granted until staff action on the request is complete.

BASES

This control is provided to meet the dose limitations of 40 CFR Part 190 that have been incorporated into 10 CFR Part 20.1301(d). This control requires the preparation and submittal of a Special Report whenever the calculated doses from plant generated radioactive effluents and direct radiation exceed 25 mrem to the total body or any organ, except the thyroid, which shall be limited to less than or equal to 75 mrem. For sites containing up to 4 reactors, it is highly unlikely that the resultant dose to a MEMBER OF THE PUBLIC will exceed the dose limits of 40 CFR Part 190 if the individual reactors remain within twice the dose design objectives of Appendix I, and if direct radiation doses from the reactor units and outside storage tanks are kept small. The Special Report will describe a course of action that should result in the limitation of the annual dose to a MEMBER OF THE PUBLIC to within the 40 CFR Part 190 limits. For the purposes of the Special Report, it may be assumed that the dose commitment to the member of the public from other uranium fuel cycle sources is negligible, with the exception that dose contributions from other nuclear fuel cycle facilities at the same site or within a radius of 8 km must be considered. If the dose to any member of the public is estimated to exceed the requirements of 40 CFR Part 190, the Special Report with a request for a variance (provided the release conditions resulting in violation of 40 CFR Part 190 have not already been corrected), in accordance with the provisions of 40 CFR Part 190.11 and 10 CFR Part 20.2203(b), is considered to be a timely request and fulfills the requirements of 40 CFR Part 190 until NRC staff action is completed. The variance only relates to the limits of 40 CFR Part 190, and does not apply in any way to the other requirements for dose limitation of 10 CFR Part 20, as addressed in Controls 2.2.1.1 and 2.2.2.1. An individual is not considered a MEMBER OF THE PUBLIC during any period in which he/she is engaged in carrying out any operation that is part of the nuclear fuel cycle.

3.0 **SURVEILLANCES**

- 3.0.1 Surveillance Requirements shall be applicable during the conditions specified for individual Controls unless otherwise stated in an individual Surveillance Requirement. The Surveillance Requirements shall be performed to demonstrate compliance with the OPERABILITY requirements of the Control.
- 3.0.2 Each Surveillance Requirement shall be performed within the specified time interval with a maximum allowable extension not to exceed 25% of the surveillance interval.
- 3.0.3 Failure to perform a Surveillance Requirement within the time interval specified in Section 3.0.2 shall constitute non-compliance with OPERABILITY requirements for a Control. The time limits of the ACTION requirements are applicable at the time it is identified that a Surveillance Requirement has not been performed. The ACTION requirements may be delayed for up to 24 hours to permit completion of the surveillance when the allowable outage time limits of the ACTION requirements are less than 24 hours. Surveillance Requirements do not have to be performed on inoperable equipment.

3.1 Radioactive Effluent Instrumentation

3.1.1 Radioactive Liquid Effluent Instrumentation

SURVEILLANCE REQUIREMENTS

- 3.1.1.1 Radioactive Liquid Effluent Instrumentation is common between TMI-1 and TMI-2. Surveillances for this instrumentation are specified in ODCM Part I, Surveillance 3.1.1.

3.1.2 Radioactive Gaseous Process and Effluent Monitoring Instrumentation

SURVEILLANCE REQUIREMENTS

- 3.1.2.1 Each radioactive gaseous process or effluent monitoring instrumentation channel shall be demonstrated OPERABLE by performance of the CHANNEL CHECK, SOURCE CHECK, CHANNEL CALIBRATION, and CHANNEL TEST operations at the frequencies shown in Table 3.1-2.

**Table 3.1-2
Radioactive Gaseous Process and Effluent Monitoring Instrumentation Surveillance Requirements**

	INSTRUMENT	<u>CHANNEL CHECK</u>	<u>CHANNEL CALIBRATION</u>	<u>CHANNEL FUNCTIONAL TEST</u>	<u>APPLICABILITY</u>
1.	Containment Purge Monitoring System				
a.	Noble Gas Activity Monitor (2HP-R-225)	D	E	M	NOTE 1
b.	Particulate Sampler (2HP-R-225)	W	N/A	N/A	NOTE 1
2.	Station Ventilation Monitoring System				
a.	Noble Gas Activity Monitor (2HP-R-219) and (2HP-R-219A)	D	E	M	NOTE 1
b.	Particulate Sampler (2HP-R-219) and (2HP-R-219A)	W	N/A	N/A	NOTE 1

NOTES:

1. During operation of the monitored system.

3.2 Radioactive Effluents

3.2.1 Liquid Effluents

SURVEILLANCE REQUIREMENTS

3.2.1.1 Concentration

3.2.1.1.1 The radioactivity content of each batch of radioactive liquid waste shall be determined by sampling and analysis in accordance with Table 3.2-1. The results of analyses shall be used with the calculational methods in the ODCM to assure that the concentration at the point of release is maintained within the limits of Control 2.2.1.1.

3.2.1.1.2 Analysis of samples composited from batch releases shall be performed in accordance with Table 3.2-1. The results of the analysis shall be used with the calculational methods in the ODCM to assure that the concentrations at the point of release were maintained within the limits of Control 2.2.1.1.

3.2.1.1.3 The radioactivity concentration of liquids discharged from continuous release points shall be determined by collection and analysis of samples in accordance with Table 3.2-1. The results of the analysis shall be used with the calculational methods of the ODCM to assure that the concentration at the point of release is maintained within the limits of Control 2.2.1.1.

3.2.1.2 Dose Calculations

3.2.1.2.1 Cumulative dose contributions from liquid effluents shall be determined in accordance with the Offsite Dose Calculation Manual (ODCM) at least once a month.

3.2.1.3 Dose Projections

3.2.1.3.1 Doses due to liquid releases shall be projected at least once a month, in accordance with the ODCM.

TABLE 3.2-1
Radioactive Liquid Waste Sampling and Analysis Program (4, 5)

A. Liquid Releases

Sampling Frequency	Type of Activity Analysis	Detectable Concentration (3)
P Each Batch	Individual Gamma	5E-7 $\mu\text{Ci/ml}$ (2)
	H-3	1E-5 $\mu\text{Ci/ml}$
Q Quarterly Composite (1)	Gross Alpha	1E-7 $\mu\text{Ci/ml}$
	Sr-90	5E-8 $\mu\text{Ci/ml}$

NOTES:

- (1) A COMPOSITE SAMPLE is one in which the quantity of liquid sampled is proportional to the quantity of liquid waste discharged from the plant.
- (2) For certain mixtures of gamma emitters, it may not be possible to measure radionuclides in concentrations near this sensitivity limit when other nuclides are present in the sample in much greater concentrations. Under these circumstances, it will be more appropriate to calculate the concentrations of such radionuclides using measured ratios with those radionuclides, which are routinely identified and measured.
- (3) The detectability limits for radioactivity analysis are based on the technical feasibility and on the potential significance in the environment of the quantities released. For some nuclides, lower detection limits may be readily achievable and when nuclides are measured below the stated limits, they should also be reported.
- (4) The results of these analyses should be used as the basis for recording and reporting the quantities of radioactive material released in liquid effluents during the sampling period. In estimating releases for a period when analyses were not performed, the average of the two adjacent data points spanning this period should be used. Such estimates should be included in the effluent records and reports; however, they should be clearly identified as estimates, and the method used to obtain these data should be described.
- (5) Deviations from the sampling/analysis regime will be noted in the report specified in ODCM Part IV.

3.2.2 Gaseous Effluents

SURVEILLANCE REQUIREMENTS

3.2.2.1 Dose Rates

3.2.2.1.1 The dose rate due to noble gases in gaseous effluents shall be determined to be within the limits of Control 2.2.2.1.a in accordance with the methods and procedures of the ODCM.

3.2.2.1.2 The dose rate of radioactive materials, other than noble gases, in gaseous effluents shall be determined to be within the limits of Control 2.2.2.1.b in accordance with methods and procedures of the ODCM by obtaining representative samples and performing analyses in accordance with the sampling and analysis program, specified in Table 3.2-2.

3.2.2.2 Dose, Noble Gas

3.2.2.2.1 Cumulative dose contributions from noble gas effluents for the current calendar quarter and current calendar year shall be determined in accordance with the OFFSITE DOSE CALCULATION MANUAL (ODCM) monthly.

3.2.2.3 Dose, Tritium and Radionuclides In Particulate Form

3.2.2.3.1 Cumulative dose contributions from Tritium and radionuclides in particulate form with half lives greater than 8 days for the current calendar quarter and current calendar year shall be determined in accordance with the OFFSITE DOSE CALCULATION MANUAL (ODCM) monthly.

3.2.2.4 Ventilation Exhaust Treatment

3.2.2.4.1 Doses due to gaseous releases from the unit shall be projected monthly in accordance with the ODCM.

**TABLE 3.2-2
Radioactive Gaseous Waste Sampling and Analysis Program (3)**

SAMPLE POINT	SAMPLE TYPE	SAMPLING FREQUENCY	TYPE OF ACTIVITY ANALYSIS	DETECTABLE CONCENTRATION (1)(a)
Reactor Building Purge Releases	Gas	P	H-3	1E-6 $\mu\text{Ci/cc}$
		Each Purge	Individual Gamma Emitters	1E-4 $\mu\text{Ci/cc}$ (2)
Unit Exhaust Vent Release Points	Gas	M	H-3	1E-6 $\mu\text{Ci/cc}$
		Monthly	Individual Gamma Emitters	1E-4 $\mu\text{Ci/cc}$ (2)
	Particulates	W Weekly	Individual (b) Gamma Emitters	1E-10 $\mu\text{Ci/cc}$ (2)
		M Monthly Composite	Sr-90	1E-11 $\mu\text{Ci/cc}$
		M Monthly Composite	Gross Alpha Emitters	1E-11 $\mu\text{Ci/cc}$
Reactor Building Breather	Particulates	SA Semi-Annually	Indv. Gamma Emitters (b)	1E-10 $\mu\text{Ci/cc}$ (2)
			Sr-90	1E-11 $\mu\text{Ci/cc}$
			Gross Alpha Emitters	1E-11 $\mu\text{Ci/cc}$

- (1) The above detectability limits are based on technical feasibility and on the potential significance in the environment of the quantities released. For some nuclides, lower detection limits may be readily achievable and when nuclides are measured below the stated limits, they should also be reported.
- (2) For certain mixtures of gamma emitters, it may be possible to measure radionuclides at levels near their sensitivity limits when other nuclides are present in the sample at much higher levels. Under these circumstances, it will be more appropriate to calculate the levels of such radionuclides using observed ratios in the gaseous component in the reactor coolant for those radionuclides which are measurable.
- (3) Deviations from the sampling and analysis regime will be noted in the report specified in ODCM Part IV.

TABLE 3.2-2 (Cont'd)
Radioactive Gaseous Waste Sampling and Analysis Program

Table Notation

- a. The LLD is the smallest concentration of radioactive material in a sample that will be detected with 95% probability with 5% probability of falsely concluding that a blank observation represents a "real" signal.

For a particular measurement system (which may include radiochemical separation):

$$LLD = \frac{4.66 s_b}{E \times V \times 2.22 \times 10^6 \times Y \times \exp(-\lambda \Delta t)}$$

Where

LLD is the lower limit of detection as defined above (as picocurie per unit mass or volume).

S_b is the standard deviation of the background counting rate or of the counting rate of a blank sample as appropriate (as counts per minute).

E is the counting efficiency (as counts per transformation),

V is the sample size (in units of mass or volume),

2.22 is the number of transformations per minute per picocurie,

Y is the fractional radiochemical yield (when applicable),

λ is the radioactive decay constant for the particular radionuclide, and

Δt is the elapsed time between midpoint of sample collection and time of counting (for plant effluents, not environmental samples),

The value of S_b used in the calculation of the LLD for a detection system shall be based on the actual observed variance of the background counting rate or of the counting rate of the blank samples (as appropriate) rather than on an unverified theoretically predicted variance. In calculating the LLD for a radionuclide determined by gamma-ray spectrometry, the background shall include the typical contributions of other radionuclides normally present in the samples. Typical values of E, V, Y, and Δt shall be used in the calculation. The background count rate is calculated from the background counts that are determined to be with \pm one FWHM (Full-Width-at-Half-Maximum) energy band about the energy of the gamma-ray peak used for the quantitative analysis for that radionuclide.

TABLE 3.2-2 Notation (Cont'd)

- b. The principal gamma emitters for which the LLD specification applies exclusively are the following radionuclides: Mn-54, Fe-59, Co-58, Co-60, Zn-65, Mo-99, Cs-134, Cs-137, Ce-141 and Ce-144 for particulate emissions. This list does not mean that only these nuclides are to be detected and reported. Other peaks which are measurable and identifiable, together with the above nuclides, shall also be identified and reported. Nuclides which are below the LLD for the analyses shall be reported as "less than" the nuclide's LLD and shall not be reported as being present at the LLD level for that nuclide. The "less than" values shall not be used in the required dose calculations.

3.2.3 Total Radioactive Effluents

3.2.3.1 Dose Calculation

3.2.3.1.1 Cumulative annual dose contributions from liquid and gaseous effluents shall be determined in accordance with Surveillances 3.2.1.2.1, 3.2.2.2.1, and 3.2.2.3.1, including direct radiation contributions from the Unit and from outside storage tanks, and in accordance with the methodology contained in the ODCM.

4.0 **PART II REFERENCES**

- 4.1 NUREG-0683, "Final Programmatic Environmental Impact Statement related to decontamination and disposal of radioactive wastes resulting from March 28, 1979, accident Three Mile Island Nuclear Station, Unit 2," March 1981, and its supplements.
- 4.2 TMI-2 PDMS Technical Specifications, attached to Facility License No. DPR-73
- 4.3 Title 10, Code of Federal Regulations, "Energy"
- 4.4 "Statement of Policy Relative to the NRC Programmatic Environmental Impact Statement on the Cleanup of Three Mile Island Unit 2," dated April 27, 1981
- 4.5 Regulatory Guide 1.109, "Calculation of Annual Doses to Man from Routine Releases of Reactor Effluents for the Purpose of Evaluating Compliance with 10 CFR Part 50, Appendix I," Revision 1, October 1977
- 4.6 DOE/TIC-27601, Atmospheric Science and Power Reduction
- 4.7 TMI-1 Technical Specifications, attached to Facility Operating License No. DPR-50
- 4.8 PDMS - SAR

PART III

EFFLUENT DATA AND CALCULATIONAL METHODOLOGIES

1.0 LIQUID EFFLUENT MONITORS

1.1 TMI-1 and TMI-2 Liquid Radiation Monitor Set Points

The liquid effluent off-line monitors are set such that the concentration(s) of radionuclides in the liquid effluents will not exceed ten times the concentrations specified in 10 CFR 20, Appendix B Table 2, Col 2. Table 1.1 lists the Liquid Effluent Release Points and their parameters; Figure 1.1 provides a Liquid Release Pathway Diagram.

To meet the above limit, the alarm/trip set points for liquid effluent monitors and flow measuring devices are set in accordance with the following equation:

$$\frac{c * f}{F + f} \leq C \quad (\text{eq 1.1})$$

Where:

C = ten times the effluent concentration of 10 CFR 20 for the site, in $\mu\text{Ci/ml}$.

c = the set point, in $\mu\text{Ci/ml}$, of the liquid effluent monitor measuring the radioactivity concentration in the effluent line prior to dilution and release. The set point is inversely proportional to the maximum volumetric flow of the effluent line and proportional to the minimal volumetric flow of the dilution stream plus the effluent stream. The alert set point value is set to ensure that advance warning occurs prior to exceeding any limits. The high alarm set point value is such that if it were exceeded, it would result in concentrations exceeding ten times the 10 CFR 20 concentrations for the unrestricted area.

f = flow set point as measured at the radiation monitor location, in volume per unit time, but in the same units as F below.

F = flow rate of dilution water measured prior to the release point, in volume per unit time.

The set point concentration is reduced such that concentration contributions from multiple release points would not combine to exceed ten times 10 CFR 20 concentrations. The set point concentration is converted to set point scale units using appropriate radiation monitor calibration factors.

This section of the ODCM is implemented by the Radiation Monitor System Set Points procedure and, for batch releases, the Releasing Radioactive Liquid Waste procedure.

1.2 TMI Liquid Effluent Release Points and Liquid Radiation Monitor Data

TMI-1 has two required liquid radiation monitors. These are RM-L6 and RM-L12. These liquid release point radiation monitors and sample points are shown in Table 1.1. (The TMI outfall radiation monitor, RM-L7, is also listed for information only.)

TMI-2 does not have any required liquid radiation monitors, but does utilize RM-L12, and RM-L7 for release of liquid waste.

1.2.1 RM-L6

RM-L6 is an off-line system, monitoring radioactive batch discharges from the TMI-1 liquid radwaste system (see Figure 1.1). These batch releases are sampled and analyzed per site procedures prior to release. The release rate is based on releasing one of two Waste Evaporator Condensate Storage Tanks (WECST) at a flow which will add less than 10%, of ten times the 10 CFR 20 concentrations [20% for H-3] to radionuclide concentrations in the unrestricted area, including recent values for Sr-89, Sr-90, and Fe-55.

The release flow rate used is the most restrictive of two flow rates calculated for each liquid batch release, per the approved plant procedure.

Two Dilution Factors (DF) are calculated to ultimately calculate the batch release flow rate. These two DF's are calculated to insure each radionuclide released to the unrestricted area is less than 10 percent of ten times the 10CFR20 radionuclide concentrations, (20% for H-3), and to ensure each liquid batch release boron concentration to the river will not exceed 0.7 ppm.

The maximum release flow rate is then calculated by dividing the most restrictive (largest) DF into 90 percent of the current dilution flow rate of the Mechanical Draft Cooling Tower (MDCT). This conservative flow rate is then multiplied by 0.9 for the allowable flow rate.

- **Calculation of the 10CFR20 concentration DF:**

$$DF_1 = \sum_i (SA_i) \div (10\% [20\% \text{ for H-3}] \text{ of ten times the 10CFR20 concentration})$$

SA = Specific Activity of each identified radionuclide

- **Calculation of Boron DF:**

$$DF_2 = \text{Actual Tank Boron Concentration} \div 0.7.$$

- **Maximum release flow rate calculation:**

$$\text{Max Flow} = \frac{[(\text{MDCT flow gpm} * 0.9) \div (\text{Most Restrictive DF})] * 0.9}{0.9}$$

The dilution flow rate used is the current flow rate at the site. The minimum dilution flow rate is 5000 gpm per the TMI-1 FSAR. This ensures this batch release will meet the following equation.

$$\Sigma(C_i/X_i) + (C_{H-3}/2X_{H-3}) \leq 0.1, \quad (\text{eq 1.2})$$

- Where: C_i = diluted concentration of the i^{th} radionuclide, other than H-3
- X_i = Ten times the concentration for that radionuclide in the unrestricted area (10 CFR 20, App. B, Table 2, Col. 2). A value of $3E-3 \mu\text{Ci/ml}$ for dissolved and entrained noble gases shall be used.
- C_{H-3} = diluted concentration of H-3
- X_{H-3} = Ten times the concentration for H-3 in the restricted area (10 CFR 20, App. B, Table 2, Col. 2).

The set points for RM-L6 are based on the maximum release rate (30 gpm), a minimum dilution flow (5000 gpm), and 25% of ten times the 10CFR20 concentration for Cs-137, which is the most limiting radionuclide at a concentration of $1.0E-5 \mu\text{Ci/ml}$. These inputs are used in Equation 1.1 to determine the RM-L-6 High Alarm setpoint for all radionuclides being released. A high alarm on RM-L-6 will close valve WDL-V-257 and terminate any WECST releases to the environment.

1.2.2 RM-L12

RM-L12 is an off-line system, monitoring periodic combined releases from the Industrial Waste Treatment System/Industrial Waste Filtration System (IWTS/IWFS). The input to IWTS/IWFS originates in TMI-2 sumps, (see Figures 1.1 and 1.2) and the TMI-1 Turbine Building sumps (see Figure 1.1). The set points are based on the maximum release rate from both IWTS and IWFS simultaneously, (see Figure 1.1) a minimum dilution flow rate, and 50% of ten times the 10CFR20 concentration for Cs-137, which is the most limiting radionuclide at a concentration of $1E-5 \mu\text{Ci/ml}$. These inputs are used in equation 1.1 to determine the RM-L12 High Alarm set point for all radionuclides being released. A high alarm on RM-L12 will close IWTS and IWFS release valves and trip release pumps to stop the release.

1.2.3 RM-L10

RM-L10 was a NaI detector submerged in the TMI-1 Turbine Building Sump. This detector has been removed from service.

1.2.4 RM-L7

RM-L7 is not an ODCM required liquid radiation monitor. RM-L7 is an off-line system, monitoring the TMI outfall to the Susquehanna River (see Figures 1.1 and 1.2). This monitor is the final radiation monitor for TMI-1 and TMI-2 normal liquid effluent releases.

1.3 Control of Liquid Releases

TMI liquid effluent releases are controlled to less than ten times the 10CFR20 concentrations by limiting the percentage of this limit allowable from the two TMI liquid release points. RM-L6 and effluent sampling limit batch releases to less than or equal to 25% for all radionuclides, and RM-L12 and effluent sampling limit releases from TMI-1 and TMI-2 to less than or equal to 50% for Cs-137.

These radiation monitor set points also include built in meter error factors to further ensure that TMI liquid effluent releases are less than ten times the 10CFR20 concentrations to the environment.

The radioactivity content of each batch of radioactive liquid waste is determined prior to release by sampling and analysis in accordance with ODCM Part I Table 3.2-1 or ODCM Part II, Table 3.2-1. The results of analyses are used with the calculational methods in Section 1.1, to assure that the concentration at the point of release is maintained within the ODCM Part I Control 2.2.1.1, and ODCM Part II Control 2.2.1.1.

Post-release analysis of samples composited from batch releases are performed in accordance with ODCM Part I Table 3.2-1 or ODCM Part II Table 3.2-1. The results of the previous post-release analysis shall be used with the calculational methods in the ODCM to assure that the concentrations at the point of release were maintained within the ODCM Part I Control 2.2.1.1, and ODCM Part II Control 2.2.1.1.

The radioactivity concentration of liquids discharged from continuous release points are determined by collection and analysis of samples in accordance with ODCM Part I Table 3.2-1, or ODCM Part II Table 3.2-1. The results of the analysis are used with the calculational methods of the ODCM to assure that the concentration at the point of release is maintained within the ODCM Part I Control 2.2.1.1, and ODCM Part II Control 2.2.1.1.

TABLE 1.1
TMI Liquid Release Point and Liquid Radiation Monitor Data

LIQUID RADIATION MONITOR (DETECTOR)	LOCATION	LIQUID RELEASE POINT (Maximum Volume)	DISCHARGE FLOW RECORDER	RELEASE TERMINATION INTERLOCK (YES/NO) VALVES
RM-L6 (Na)	281' Elevation TMI-1 Auxiliary Bldg	WECST Batch Releases (8000 gal.)	WDL-FT-84	YES WDL-V257
RM-L7 (Na) **	South end of TMI-1 MDCT	Station Discharge TMI-1 and TMI-2,	SR-FT-146	YES WDL-V257 *WDL-R-1311
RM-L12 (Na)	IWFS Building NW Corner	IWTS/IWFS Continuous Releases (300,000/ 80,000 gal.)	IW-FT-342/ IW-FT-373	YES IW-V73, IW-P16,17,18 IW-V279, IW-P29,30

* WDL-R-1311 has been flanged off as a TMI-2 liquid outfall.

** RM-L7 is not an ODCM required liquid radiation monitor.

TABLE 1.2
TMI-2 Sump Capacities

Sump	Total Capacity Gallons	Units
Turbine Building Sump	1346	22.43 gals/in
Control Building Area Sump	718	9.96 gals/in
Tendon Access Galley Sump	538	9.96 gals/in
Control and Service Building Sump	1346	22.43 gals/in
Air Intake Tunnel Normal Sump	700	----
Air Intake Tunnel Emergency Sump	100000	8200 gal/ft

FIGURE 1-1
TMI-1 Liquid Effluent Pathways
Page 1 of 1

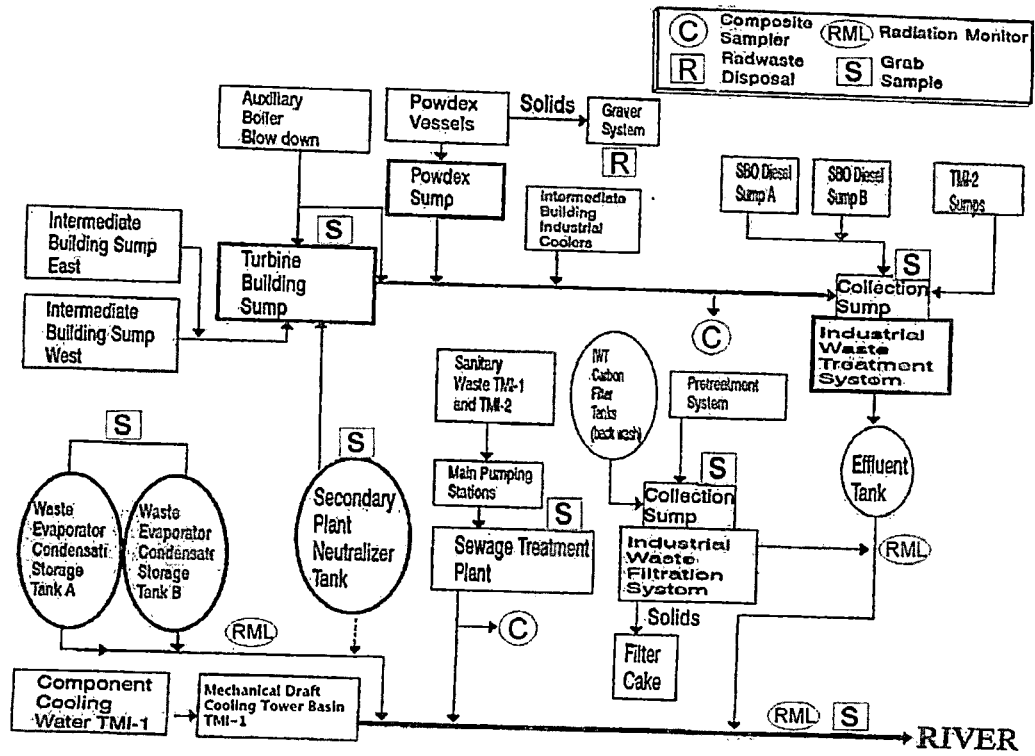
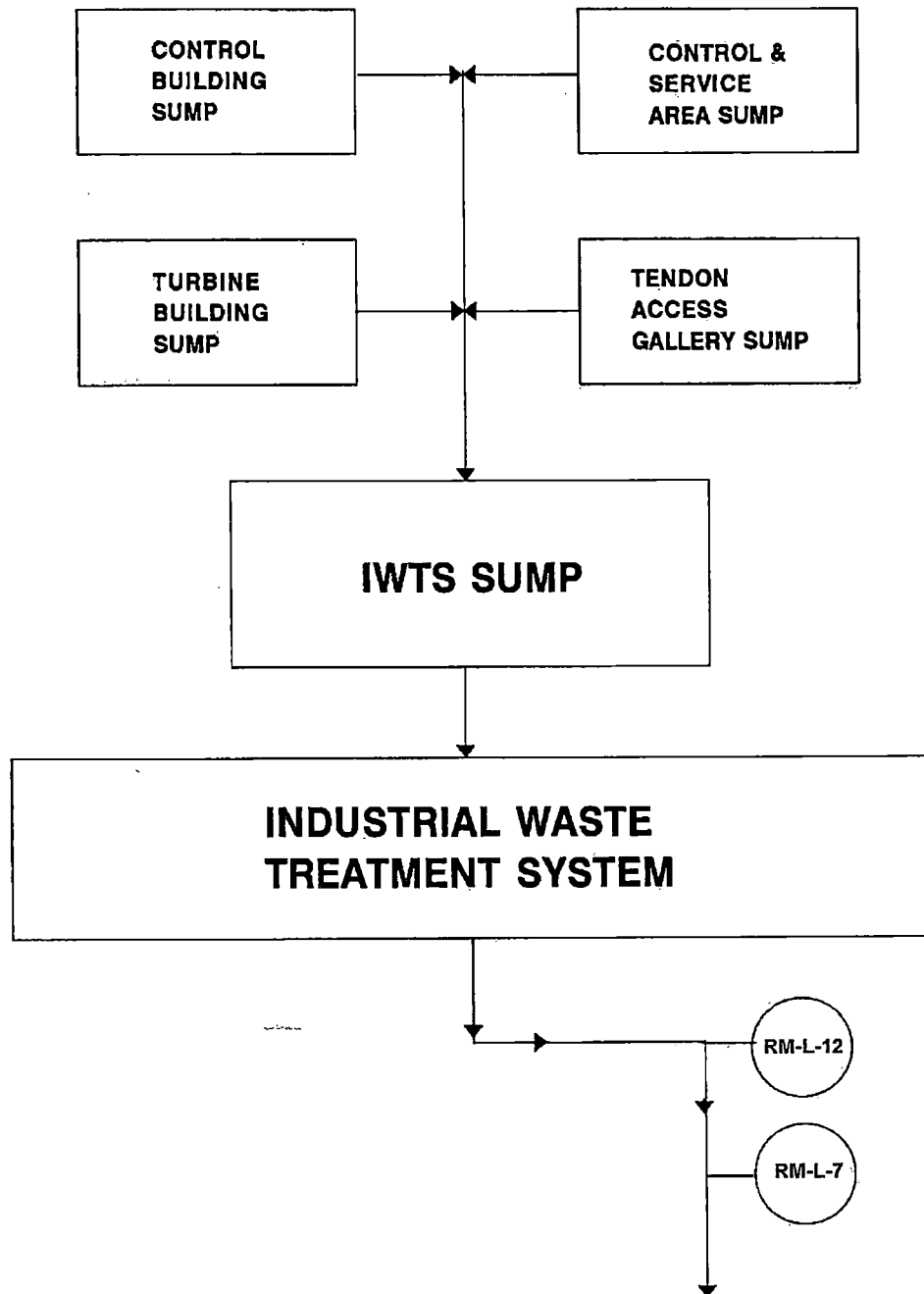


FIGURE 1.2
TMI-2 Liquid Effluent Pathways



2.0 LIQUID EFFLUENT DOSE ASSESSMENT

2.1 Liquid Effluents - 10 CFR 50 Appendix I

The dose from liquid effluents results from the consumption of fish and drinking water. The location of the nearest potable water intake is PP&L Brunner Island Steam Electric Station located downstream of TMI. The use of the flow of the Susquehanna River as the dilution flow is justified based on the complete mixing in the river prior to the first potable water supply, adequately demonstrated by flume tracer die studies and additional liquid effluent release studies conducted using actual TMI-1 tritium releases. Other pathways contribute negligibly at Three Mile Island. The dose contribution from all radionuclides in liquid effluents released to the unrestricted area is calculated using the following expression:

$$\text{Dose } j = \sum_i (\Delta t) \times (C_i) \times \left[\left(AW_{ij} \times \frac{f}{FR} \right) + \left(AF_{ij} \times \frac{f}{FD} \times \frac{1}{DF} \right) \right] \quad (\text{eq 2.1})$$

Where:

Dose j = the cumulative dose commitment to the total body or any organ, j, from the liquid effluents for the total time period, in mrem.

Δt = the length of the time period of actual releases, over which C_i and f are averaged for all liquid releases, in hours.

C_i = the average concentration of radionuclide, i, in undiluted liquid effluent during time period Δt from any liquid release, in $\mu\text{Ci/ml}$.

NOTE: For Fe-55, Sr-89, Sr-90, prior to batch releases recent composite values will be used in the initial dose calculation.

f = undiluted liquid waste flow, in gpm.

FD = plant dilution water flowrate during the period of release, in gpm

FR = actual river flowrate during the period of release or average river lowrate for the month the release is occurring, in gpm.

DF = dilution factor as a result of mixing effects in the near field of the discharge structure of 0.2 (NUREG 0133) or taken to be 5 based on the inverse of 0.2.

AW_{ij} and AF_{ij} = the site-related ingestion dose commitment factor to the total body or any organ, j, for each identified principle gamma and beta emitter, in mrem/hr per $\mu\text{Ci/ml}$. AW is the factor for the water pathway and AF is the factor for the fish pathway.

Values for AW_{ij} are determined by the following equation:

$$AW_{ij} = (1.14E5) \times (U_w) \times (DF_{ij}) \quad (\text{eq 2.2})$$

Where:

$$1.14E5 = (1.0E6 \text{ pCi}/\mu\text{Ci}) \times (1.0E3 \text{ ml/kg}) \div (8760 \text{ hr/yr})$$

U_w = Water consumption rate for each age group in kg/yr
(based on Table E-5 Reg. Guide 1.109, Rev. 1).

DF_{ij} = ingestion dose conversion factor for radionuclide, i, and for organ, j,
in mrem/pCi, from Table 2.1 (Reg. Guide 1.109)

Values for AF_{ij} are determined by the following equation:

$$AF_{ij} = (1.14E5) \times (U_f) \times (DF_{ij}) \times (BF_i) \quad (\text{eq 2.2.2})$$

where:

1.14E5 = defined above

U_f = Fish consumption rate for each applicable age group in kg/yr
(based on Table E-5 Reg. Guide 1.109, Rev. 1).

DF_{ij} = ingestion dose conversion factor for radionuclide, i, and for organ, j,
in mrem/pCi, from Table 2.1 (Reg. Guide 1.109, Rev. 1).

BF_i = Bioaccumulation factor for radionuclide, i, in fish, in pCi/kg per pCi/L
from Table 2.2 (Reg. Guide 1.109, Rev. 1).

2.2 TMI Liquid Radwaste System Dose Calcs Once Per Month

ODCM Part I Control 2.2.1.3 and TMI-2 PDMS Tech Spec Section 6.7.4.a.6 requires that appropriate portions of the liquid radwaste treatment system shall be used to reduce the radioactive materials in liquid wastes prior to their discharge when the monthly projected doses due to the liquid effluent releases from each unit to unrestricted areas would exceed 0.06 mrem to the total body or 0.2 mrem to any organ in any calendar month. The following calculational method is provided for performing this dose projection.

At least once per month, the total dose from all liquid releases for the quarter-to-date will be divided by the number of days into the quarter and multiplied by 31. Also, this dose projection shall include the estimated dose due to any anticipated unusual releases during the period for which the projection is made. If this projected dose exceeds 0.06 mrem total body or 0.2 mrem any organ, appropriate portions of the Liquid Radwaste Treatment System, as defined in Section 3.1, shall be used to reduce radioactivity levels prior to release.

At the discretion of the ODCM Specialist, time periods other than the current quarter-to-date may be used to project doses if the dose per day in the current quarter-to-date is not believed to be representative of the dose per day projected for the next month.

TABLE 2.1
Liquid Dose Conversion Factors (DCF): DF_{ij}
 Page 1 of 16

Nuclide	INGESTION DOSE FACTORS FOR ADULTS						
	(mrem per pCi ingested)						
	Bone	Liver	T Body	Thyroid	Kidney	Lung	GI-LLI
H-3	0.00E+00	1.05E-07	1.05E-07	1.05E-07	1.05E-07	1.05E-07	1.05E-07
C-14(inorg)	2.84E-06	5.68E-07	5.68E-07	5.68E-07	5.68E-07	5.68E-07	5.68E-07
NA-22	1.74E-05	1.74E-05	1.74E-05	1.74E-05	1.74E-05	1.74E-05	1.74E-05
NA-24	1.70E-06	1.70E-06	1.70E-06	1.70E-06	1.70E-06	1.70E-06	1.70E-06
P-32	1.93E-04	1.20E-05	7.46E-06	0.00E+00	0.00E+00	0.00E+00	2.17E-05
CA-41	1.85E-04	0.00E+00	2.00E-05	0.00E+00	0.00E+00	0.00E+00	1.84E-07
SC-46	5.51E-09	1.07E-08	3.11E-09	0.00E+00	9.99E-09	0.00E+00	5.21E-05
CR-51	0.00E+00	0.00E+00	2.66E-09	1.59E-09	5.86E-10	3.53E-09	6.69E-07
MN-54	0.00E+00	4.57E-06	8.72E-07	0.00E+00	1.36E-06	0.00E+00	1.40E-05
FE-55	2.75E-06	1.90E-06	4.43E-07	0.00E+00	0.00E+00	1.06E-06	1.09E-06
MN-56	0.00E+00	1.15E-07	2.04E-08	0.00E+00	1.46E-07	0.00E+00	3.67E-06
CO-57	0.00E+00	1.75E-07	2.91E-07	0.00E+00	0.00E+00	0.00E+00	4.44E-06
CO-58	0.00E+00	7.45E-07	1.67E-06	0.00E+00	0.00E+00	0.00E+00	1.51E-05
FE-59	4.34E-06	1.02E-05	3.91E-06	0.00E+00	0.00E+00	2.85E-06	3.40E-05
CO-60	0.00E+00	2.14E-06	4.72E-06	0.00E+00	0.00E+00	0.00E+00	4.02E-05
NI-59	9.76E-06	3.35E-06	1.63E-06	0.00E+00	0.00E+00	0.00E+00	6.90E-07
NI-63	1.30E-04	9.01E-06	4.36E-06	0.00E+00	0.00E+00	0.00E+00	1.88E-06
CU-64	0.00E+00	8.33E-08	3.91E-08	0.00E+00	2.10E-07	0.00E+00	7.10E-06
NI-65	5.28E-07	6.86E-08	3.13E-08	0.00E+00	0.00E+00	0.00E+00	1.74E-06
ZN-65	4.84E-06	1.54E-05	6.96E-06	0.00E+00	1.03E-05	0.00E+00	9.70E-06
ZN-69M	1.70E-07	4.08E-07	3.73E-08	0.00E+00	2.47E-07	0.00E+00	2.49E-05
ZN-69	1.03E-08	1.97E-08	1.37E-09	0.00E+00	1.28E-08	0.00E+00	2.96E-09
SE-79	0.00E+00	2.63E-06	4.39E-07	0.00E+00	4.55E-06	0.00E+00	5.38E-07
BR-82	0.00E+00	0.00E+00	2.26E-06	0.00E+00	0.00E+00	0.00E+00	2.59E-06
BR-83	0.00E+00	0.00E+00	4.02E-08	0.00E+00	0.00E+00	0.00E+00	5.79E-08
BR-84	0.00E+00	0.00E+00	5.21E-08	0.00E+00	0.00E+00	0.00E+00	4.09E-13
BR-85	0.00E+00	0.00E+00	2.14E-09	0.00E+00	0.00E+00	0.00E+00	0.00E+00
RB-86	0.00E+00	2.11E-05	9.83E-06	0.00E+00	0.00E+00	0.00E+00	4.16E-06
RB-87	0.00E+00	1.23E-05	4.28E-06	0.00E+00	0.00E+00	0.00E+00	5.76E-07
RB-88	0.00E+00	6.05E-08	3.21E-08	0.00E+00	0.00E+00	0.00E+00	8.36E-19
RB-89	0.00E+00	4.01E-08	2.82E-08	0.00E+00	0.00E+00	0.00E+00	2.33E-21
SR-89	3.08E-04	0.00E+00	8.84E-06	0.00E+00	0.00E+00	0.00E+00	4.94E-05
SR-90	7.58E-03	0.00E+00	1.86E-03	0.00E+00	0.00E+00	0.00E+00	2.19E-04
Y-90	9.62E-09	0.00E+00	2.58E-10	0.00E+00	0.00E+00	0.00E+00	1.02E-04
SR-91	5.67E-06	0.00E+00	2.29E-07	0.00E+00	0.00E+00	0.00E+00	2.70E-05
Y-91M	9.09E-11	0.00E+00	3.52E-12	0.00E+00	0.00E+00	0.00E+00	2.67E-10
Y-91	1.41E-07	0.00E+00	3.77E-09	0.00E+00	0.00E+00	0.00E+00	7.76E-05
SR-92	2.15E-06	0.00E+00	9.30E-08	0.00E+00	0.00E+00	0.00E+00	4.26E-05
Y-92	8.45E-10	0.00E+00	2.47E-11	0.00E+00	0.00E+00	0.00E+00	1.48E-05
Y-93	2.68E-09	0.00E+00	7.40E-11	0.00E+00	0.00E+00	0.00E+00	8.50E-05
NB-93M	2.55E-08	8.32E-09	2.05E-09	0.00E+00	9.57E-09	0.00E+00	3.84E-06
NB-95	6.22E-09	3.46E-09	1.86E-09	0.00E+00	3.42E-09	0.00E+00	2.10E-05
NB-97	5.22E-11	1.32E-11	4.82E-12	0.00E+00	1.54E-11	0.00E+00	4.87E-08

TABLE 2.1
Liquid Dose Conversion Factors (DCF): DF_{ij}
 Page 2 of 16

Nuclide	INGESTION DOSE FACTORS FOR ADULTS						
	Bone	Liver	T Body	Thyroid	Kidney	Lung	GI-LLI
ZR-93	4.18E-08	2.34E-09	1.09E-09	0.00E+00	8.87E-09	0.00E+00	2.43E-06
ZR-95	3.04E-08	9.75E-09	6.60E-09	0.00E+00	1.53E-08	0.00E+00	3.09E-05
ZR-97	1.68E-09	3.39E-10	1.55E-10	0.00E+00	5.12E-10	0.00E+00	1.05E-04
MO-93	0.00E+00	7.51E-06	2.03E-07	0.00E+00	2.13E-06	0.00E+00	1.22E-06
MO-99	0.00E+00	4.31E-06	8.20E-07	0.00E+00	9.76E-06	0.00E+00	9.99E-06
TC-99	1.25E-07	1.86E-07	5.02E-08	0.00E+00	2.34E-06	1.58E-08	6.08E-06
TC-99M	2.47E-10	6.98E-10	8.89E-09	0.00E+00	1.06E-08	3.42E-10	4.13E-07
TC-101	2.54E-10	3.66E-10	3.59E-09	0.00E+00	6.59E-09	1.87E-10	1.10E-21
RU-103	1.85E-07	0.00E+00	7.97E-08	0.00E+00	7.06E-07	0.00E+00	2.16E-05
RU-105	1.54E-08	0.00E+00	6.08E-09	0.00E+00	1.99E-07	0.00E+00	9.42E-06
RU-106	2.75E-06	0.00E+00	3.48E-07	0.00E+00	5.31E-06	0.00E+00	1.78E-04
RH-105	1.21E-07	8.85E-08	5.83E-08	0.00E+00	3.76E-07	0.00E+00	1.41E-05
PD-107	0.00E+00	1.47E-07	9.40E-09	0.00E+00	1.32E-06	0.00E+00	9.11E-07
PD-109	0.00E+00	1.77E-07	3.99E-08	0.00E+00	1.01E-06	0.00E+00	1.96E-05
AG-110M	1.60E-07	1.48E-07	8.79E-08	0.00E+00	2.91E-07	0.00E+00	6.04E-05
AG-111	5.81E-08	2.43E-08	1.21E-08	0.00E+00	7.84E-08	0.00E+00	4.46E-05
CD-113M	0.00E+00	3.18E-06	1.02E-07	0.00E+00	3.50E-06	0.00E+00	2.56E-05
CD-115M	0.00E+00	1.84E-06	5.87E-08	0.00E+00	1.46E-06	0.00E+00	7.74E-05
SN-123	3.11E-05	5.15E-07	7.59E-07	4.38E-07	0.00E+00	0.00E+00	6.33E-05
SN-125	8.33E-06	1.68E-07	3.78E-07	1.39E-07	0.00E+00	0.00E+00	1.04E-04
SN-126	8.45E-05	1.67E-06	2.40E-06	4.92E-07	0.00E+00	0.00E+00	2.43E-05
SB-124	2.80E-06	5.29E-08	1.11E-06	6.79E-09	0.00E+00	2.18E-06	7.95E-05
SB-125	1.79E-06	2.00E-08	4.26E-07	1.82E-09	0.00E+00	1.38E-06	1.97E-05
SB-126	1.15E-06	2.34E-08	4.15E-07	7.04E-09	0.00E+00	7.05E-07	9.40E-05
SB-127	2.58E-07	5.65E-09	9.90E-08	3.10E-09	0.00E+00	1.53E-07	5.90E-05
TE-125M	2.68E-06	9.71E-07	3.59E-07	8.06E-07	1.09E-05	0.00E+00	1.07E-05
TE-127M	6.77E-06	2.42E-06	8.25E-07	1.73E-06	2.75E-05	0.00E+00	2.27E-05
TE-127	1.10E-07	3.95E-08	2.38E-08	8.15E-08	4.48E-07	0.00E+00	8.68E-06
TE-129M	1.15E-05	4.29E-06	1.82E-06	3.95E-06	4.80E-05	0.00E+00	5.79E-05
TE-129	3.14E-08	1.18E-08	7.65E-09	2.41E-08	1.32E-07	0.00E+00	2.37E-08
TE-133M	4.62E-08	2.70E-08	2.60E-08	3.91E-08	2.67E-07	0.00E+00	9.26E-09
TE-134	3.24E-08	2.12E-08	1.30E-08	2.83E-08	2.05E-07	0.00E+00	3.59E-11
I-129	3.27E-06	2.81E-06	9.21E-06	7.23E-03	6.04E-06	0.00E+00	4.44E-07
I-130	7.56E-07	2.23E-06	8.80E-07	1.89E-04	3.48E-06	0.00E+00	1.92E-06
I-131	4.16E-06	5.95E-06	3.41E-06	1.95E-03	1.02E-05	0.00E+00	1.57E-06
TE-131M	1.73E-06	8.46E-07	7.05E-07	1.34E-06	8.57E-06	0.00E+00	8.40E-05
TE-131	1.97E-08	8.23E-09	6.22E-09	1.62E-08	8.63E-08	0.00E+00	2.79E-09
I-132	2.03E-07	5.43E-07	1.90E-07	1.90E-05	8.65E-07	0.00E+00	1.02E-07
TE-132	2.52E-06	1.63E-06	1.53E-06	1.80E-06	1.57E-05	0.00E+00	7.71E-05
I-133	1.42E-06	2.47E-06	7.53E-07	3.63E-04	4.31E-06	0.00E+00	2.22E-06
CS-134M	2.13E-08	4.48E-08	2.29E-08	0.00E+00	2.43E-08	3.83E-09	1.58E-08
CS-134	6.22E-05	1.48E-04	1.21E-04	0.00E+00	4.79E-05	1.59E-05	2.59E-06
I-134	1.06E-07	2.88E-07	1.03E-07	4.99E-06	4.58E-07	0.00E+00	2.51E-10
I-135	4.43E-07	1.16E-06	4.28E-07	7.65E-05	1.86E-06	0.00E+00	1.31E-06

TABLE 2.1
Liquid Dose Conversion Factors (DCF): DF_{ij}

Page 3 of 16

Nuclide	INGESTION DOSE FACTORS FOR ADULTS						
	(mrem per pCi ingested)						
	Bone	Liver	T Body	Thyroid	Kidney	Lung	GI-LLI
CS-135	1.95E-05	1.80E-05	7.99E-06	0.00E+00	6.81E-06	2.04E-06	4.21E-07
CS-136	6.51E-06	2.57E-05	1.85E-05	0.00E+00	1.43E-05	1.96E-06	2.92E-06
CS-137	7.97E-05	1.09E-04	7.14E-05	0.00E+00	3.70E-05	1.23E-05	2.11E-06
CS-138	5.52E-08	1.09E-07	5.40E-08	0.00E+00	8.01E-08	7.91E-09	4.65E-13
CS-139	3.41E-08	5.08E-08	1.85E-08	0.00E+00	4.07E-08	3.70E-09	1.10E-30
BA-139	9.70E-08	6.91E-11	2.84E-09	0.00E+00	6.46E-11	3.92E-11	1.72E-07
BA-140	2.03E-05	2.55E-08	1.33E-06	0.00E+00	8.67E-09	1.46E-08	4.18E-05
LA-140	2.50E-09	1.26E-09	3.33E-10	0.00E+00	0.00E+00	0.00E+00	9.25E-05
BA-141	4.71E-08	3.56E-11	1.59E-09	0.00E+00	3.31E-11	2.02E-11	2.22E-17
LA-141	3.19E-10	9.90E-11	1.62E-11	0.00E+00	0.00E+00	0.00E+00	1.18E-05
CE-141	9.36E-09	6.33E-09	7.18E-10	0.00E+00	2.94E-09	0.00E+00	2.42E-05
BA-142	2.13E-08	2.19E-11	1.34E-09	0.00E+00	1.85E-11	1.24E-11	3.00E-26
LA-142	1.28E-10	5.82E-11	1.45E-11	0.00E+00	0.00E+00	0.00E+00	4.25E-07
CE-143	1.65E-09	1.22E-06	1.35E-10	0.00E+00	5.37E-10	0.00E+00	4.56E-05
PR-143	9.20E-09	3.69E-09	4.56E-10	0.00E+00	2.13E-09	0.00E+00	4.03E-05
CE-144	4.88E-07	2.04E-07	2.62E-08	0.00E+00	1.21E-07	0.00E+00	1.65E-04
PR-144	3.01E-11	1.25E-11	1.53E-12	0.00E+00	7.05E-12	0.00E+00	4.33E-18
ND-147	6.29E-09	7.27E-09	4.35E-10	0.00E+00	4.25E-09	0.00E+00	3.49E-05
PM-147	7.54E-08	7.09E-09	2.87E-09	0.00E+00	1.34E-08	0.00E+00	8.93E-06
PM-148M	3.07E-08	7.95E-09	6.08E-09	0.00E+00	1.20E-08	0.00E+00	6.74E-05
PM-148	7.17E-09	1.19E-09	5.99E-10	0.00E+00	2.25E-09	0.00E+00	9.35E-05
PM-149	1.52E-09	2.15E-10	8.78E-11	0.00E+00	4.06E-10	0.00E+00	4.03E-05
PM-151	6.97E-10	1.17E-10	5.91E-11	0.00E+00	2.09E-10	0.00E+00	3.22E-05
SM-151	6.90E-08	1.19E-08	2.85E-09	0.00E+00	1.33E-08	0.00E+00	5.25E-06
SM-153	8.57E-10	7.15E-10	5.22E-11	0.00E+00	2.31E-10	0.00E+00	2.55E-05
EU-152	1.95E-07	4.44E-08	3.90E-08	0.00E+00	2.75E-07	0.00E+00	2.56E-05
EU-154	6.15E-07	7.56E-08	5.38E-08	0.00E+00	3.62E-07	0.00E+00	5.48E-05
EU-155	8.60E-08	1.22E-08	7.87E-09	0.00E+00	5.63E-08	0.00E+00	9.60E-06
EU-156	1.37E-08	1.06E-08	1.71E-09	0.00E+00	7.08E-09	0.00E+00	7.26E-05
TB-160	4.70E-08	0.00E+00	5.86E-09	0.00E+00	1.94E-08	0.00E+00	4.33E-05
HO-166M	2.70E-07	8.43E-08	6.40E-08	0.00E+00	1.26E-07	0.00E+00	2.56E-05
W-181	9.91E-09	3.23E-09	3.46E-10	0.00E+00	0.00E+00	0.00E+00	3.68E-07
W-185	4.05E-07	1.35E-07	1.42E-08	0.00E+00	0.00E+00	0.00E+00	1.56E-05
W-187	1.03E-07	8.61E-08	3.01E-08	0.00E+00	0.00E+00	0.00E+00	2.82E-05
NP-239	1.19E-09	1.17E-10	6.45E-11	0.00E+00	3.65E-10	0.00E+00	2.40E-05
U-232	4.13E-03	0.00E+00	2.95E-04	0.00E+00	4.47E-04	0.00E+00	6.78E-05
U-233	8.71E-04	0.00E+00	5.28E-05	0.00E+00	2.03E-04	0.00E+00	6.27E-05
U-234	8.36E-04	0.00E+00	5.17E-05	0.00E+00	1.99E-04	0.00E+00	6.14E-05
U-235	8.01E-04	0.00E+00	4.86E-05	0.00E+00	1.87E-04	0.00E+00	7.81E-05
U-236	8.01E-04	0.00E+00	4.96E-05	0.00E+00	1.91E-04	0.00E+00	5.76E-05
U-237	5.52E-08	0.00E+00	1.47E-08	0.00E+00	2.27E-07	0.00E+00	1.94E-05
U-238	7.67E-04	0.00E+00	4.54E-05	0.00E+00	1.75E-04	0.00E+00	5.50E-05

TABLE 2.1
Liquid Dose Conversion Factors (DCF): DF_{ij}
 Page 4 of 16

Nuclide	INGESTION DOSE FACTORS FOR ADULTS						
	Bone	Liver	T Body	Thyroid	Kidney	Lung	GI-LLI
NP-237	1.26E-03	8.96E-05	5.54E-05	0.00E+00	4.12E-04	0.00E+00	7.94E-05
NP-238	1.37E-08	3.69E-10	2.13E-10	0.00E+00	1.25E-09	0.00E+00	3.43E-05
PU-238	6.30E-04	7.98E-05	1.71E-05	0.00E+00	7.32E-05	0.00E+00	7.30E-05
PU-239	7.25E-04	8.71E-05	1.91E-05	0.00E+00	8.11E-05	0.00E+00	6.66E-05
PU-240	7.24E-04	8.70E-05	1.91E-05	0.00E+00	8.10E-05	0.00E+00	6.78E-05
PU-241	1.57E-05	7.45E-07	3.32E-07	0.00E+00	1.53E-06	0.00E+00	1.40E-06
PU-242	6.72E-04	8.39E-05	1.84E-05	0.00E+00	7.81E-05	0.00E+00	6.53E-05
PU-244	7.84E-04	9.61E-05	2.11E-05	0.00E+00	8.95E-05	0.00E+00	9.73E-05
AM-241	7.55E-04	7.05E-04	5.41E-05	0.00E+00	4.07E-04	0.00E+00	7.42E-05
AM-242M	7.61E-04	6.63E-04	5.43E-05	0.00E+00	4.05E-04	0.00E+00	9.34E-05
AM-243	7.54E-04	6.90E-04	5.30E-05	0.00E+00	3.99E-04	0.00E+00	8.70E-05
CM-242	2.06E-05	2.19E-05	1.37E-06	0.00E+00	6.22E-06	0.00E+00	7.92E-05
CM-243	5.99E-04	5.49E-04	3.75E-05	0.00E+00	1.75E-04	0.00E+00	7.81E-05
CM-244	4.56E-04	4.27E-04	2.87E-05	0.00E+00	1.34E-04	0.00E+00	7.55E-05
CM-245	9.38E-04	8.17E-04	5.76E-05	0.00E+00	2.69E-04	0.00E+00	7.04E-05
CM-246	9.30E-04	8.16E-04	5.75E-05	0.00E+00	2.68E-04	0.00E+00	6.91E-05
CM-247	9.07E-04	8.04E-04	5.67E-05	0.00E+00	2.64E-04	0.00E+00	9.09E-05
CM-248	7.54E-03	6.63E-03	4.67E-04	0.00E+00	2.18E-03	0.00E+00	1.47E-03
CF-252	2.61E-04	0.00E+00	6.29E-06	0.00E+00	0.00E+00	0.00E+00	2.88E-04

TABLE 2.1
Liquid Dose Conversion Factors (DCF): DF_{ij}
 Page 5 of 16

INGESTION DOSE FACTORS FOR TEENAGER
 (mrem per pCi ingested)

Nuclide	Bone	Liver	T Body	Thyroid	Kidney	Lung	GI-LLI
H-3	0.00E+00	1.06E-07	1.06E-07	1.06E-07	1.06E-07	1.06E-07	1.06E-07
C-14(inorg)	4.06E-06	8.12E-07	8.12E-07	8.12E-07	8.12E-07	8.12E-07	8.12E-07
NA-22	2.34E-05	2.34E-05	2.34E-05	2.34E-05	2.34E-05	2.34E-05	2.34E-05
NA-24	2.30E-06	2.30E-06	2.30E-06	2.30E-06	2.30E-06	2.30E-06	2.30E-06
P-32	2.76E-04	1.71E-05	1.07E-05	0.00E+00	0.00E+00	0.00E+00	2.32E-05
CA-41	1.97E-04	0.00E+00	2.13E-05	0.00E+00	0.00E+00	0.00E+00	1.95E-07
SC-46	7.24E-09	1.41E-08	4.18E-09	0.00E+00	1.35E-08	0.00E+00	4.80E-05
CR-51	0.00E+00	0.00E+00	3.60E-09	2.00E-09	7.89E-10	5.14E-09	6.05E-07
MN-54	0.00E+00	5.90E-06	1.17E-06	0.00E+00	1.76E-06	0.00E+00	1.21E-05
FE-55	3.78E-06	2.68E-06	6.25E-07	0.00E+00	0.00E+00	1.70E-06	1.16E-06
MN-56	0.00E+00	1.58E-07	2.81E-08	0.00E+00	2.00E-07	0.00E+00	1.04E-05
CO-57	0.00E+00	2.38E-07	3.99E-07	0.00E+00	0.00E+00	0.00E+00	4.44E-06
CO-58	0.00E+00	9.72E-07	2.24E-06	0.00E+00	0.00E+00	0.00E+00	1.34E-05
FE-59	5.87E-06	1.37E-05	5.29E-06	0.00E+00	0.00E+00	4.32E-06	3.24E-05
CO-60	0.00E+00	2.81E-06	6.33E-06	0.00E+00	0.00E+00	0.00E+00	3.66E-05
NI-59	1.32E-05	4.66E-06	2.24E-06	0.00E+00	0.00E+00	0.00E+00	7.31E-07
NI-63	1.77E-04	1.25E-05	6.00E-06	0.00E+00	0.00E+00	0.00E+00	1.99E-06
CU-64	0.00E+00	1.15E-07	5.41E-08	0.00E+00	2.91E-07	0.00E+00	8.92E-06
NI-65	7.49E-07	9.57E-08	4.36E-08	0.00E+00	0.00E+00	0.00E+00	5.19E-06
ZN-65	5.76E-06	2.00E-05	9.33E-06	0.00E+00	1.28E-05	0.00E+00	8.47E-06
ZN-69M	2.40E-07	5.66E-07	5.19E-08	0.00E+00	3.44E-07	0.00E+00	3.11E-05
ZN-69	1.47E-08	2.80E-08	1.96E-09	0.00E+00	1.83E-08	0.00E+00	5.16E-08
SE-79	0.00E+00	3.73E-06	6.27E-07	0.00E+00	6.50E-06	0.00E+00	5.70E-07
BR-82	0.00E+00	0.00E+00	3.04E-06	0.00E+00	0.00E+00	0.00E+00	0.00E+00
BR-83	0.00E+00	0.00E+00	5.74E-08	0.00E+00	0.00E+00	0.00E+00	0.00E+00
BR-84	0.00E+00	0.00E+00	7.22E-08	0.00E+00	0.00E+00	0.00E+00	0.00E+00
BR-85	0.00E+00	0.00E+00	3.05E-09	0.00E+00	0.00E+00	0.00E+00	0.00E+00
RB-86	0.00E+00	2.98E-05	1.40E-05	0.00E+00	0.00E+00	0.00E+00	4.41E-06
RB-87	0.00E+00	1.75E-05	6.11E-06	0.00E+00	0.00E+00	0.00E+00	6.11E-07
RB-88	0.00E+00	8.52E-08	4.54E-08	0.00E+00	0.00E+00	0.00E+00	7.30E-15
RB-89	0.00E+00	5.50E-08	3.89E-08	0.00E+00	0.00E+00	0.00E+00	8.43E-17
SR-89	4.40E-04	0.00E+00	1.26E-05	0.00E+00	0.00E+00	0.00E+00	5.24E-05
SR-90	8.30E-03	0.00E+00	2.05E-03	0.00E+00	0.00E+00	0.00E+00	2.33E-04
Y-90	1.37E-08	0.00E+00	3.69E-10	0.00E+00	0.00E+00	0.00E+00	1.13E-04
SR-91	8.07E-06	0.00E+00	3.21E-07	0.00E+00	0.00E+00	0.00E+00	3.66E-05
Y-91M	1.29E-10	0.00E+00	4.93E-12	0.00E+00	0.00E+00	0.00E+00	6.09E-09
Y-91	2.01E-07	0.00E+00	5.39E-09	0.00E+00	0.00E+00	0.00E+00	8.24E-05
SR-92	3.05E-06	0.00E+00	1.30E-07	0.00E+00	0.00E+00	0.00E+00	7.77E-05
Y-92	1.21E-09	0.00E+00	3.50E-11	0.00E+00	0.00E+00	0.00E+00	3.32E-05
Y-93	3.83E-09	0.00E+00	1.05E-10	0.00E+00	0.00E+00	0.00E+00	1.17E-04
NB-93M	3.44E-08	1.13E-08	2.83E-09	0.00E+00	1.32E-08	0.00E+00	4.07E-06
NB-95	8.22E-09	4.56E-09	2.51E-09	0.00E+00	4.42E-09	0.00E+00	1.95E-05
NB-97	7.37E-11	1.83E-11	6.68E-12	0.00E+00	2.14E-11	0.00E+00	4.37E-07

TABLE 2.1
Liquid Dose Conversion Factors (DCF): DF_{ij}
 Page 6 of 16

Nuclide	INGESTION DOSE FACTORS FOR TEENAGER (mrem per pCi ingested)						
	Bone	Liver	T Body	Thyroid	Kidney	Lung	GI-LLI
ZR-93	5.53E-08	2.73E-09	1.49E-09	0.00E+00	9.65E-09	0.00E+00	2.58E-06
ZR-95	4.12E-08	1.30E-08	8.94E-09	0.00E+00	1.91E-08	0.00E+00	3.00E-05
ZR-97	2.37E-09	4.69E-10	2.16E-10	0.00E+00	7.11E-10	0.00E+00	1.27E-04
MO-93	0.00E+00	1.06E-05	2.90E-07	0.00E+00	3.04E-06	0.00E+00	1.29E-06
MO-99	0.00E+00	6.03E-06	1.15E-06	0.00E+00	1.38E-05	0.00E+00	1.08E-05
TC-99	1.79E-07	2.63E-07	7.17E-08	0.00E+00	3.34E-06	2.72E-08	6.44E-06
TC-99M	3.32E-10	9.26E-10	1.20E-08	0.00E+00	1.38E-08	5.14E-10	6.08E-07
TC-101	3.60E-10	5.12E-10	5.03E-09	0.00E+00	9.26E-09	3.12E-10	8.75E-17
RU-103	2.55E-07	0.00E+00	1.09E-07	0.00E+00	8.99E-07	0.00E+00	2.13E-05
RU-105	2.18E-08	0.00E+00	8.46E-09	0.00E+00	2.75E-07	0.00E+00	1.76E-05
RU-106	3.92E-06	0.00E+00	4.94E-07	0.00E+00	7.56E-06	0.00E+00	1.88E-04
RH-105	1.73E-07	1.25E-07	8.20E-08	0.00E+00	5.31E-07	0.00E+00	1.59E-05
PD-107	0.00E+00	2.08E-07	1.34E-08	0.00E+00	1.88E-06	0.00E+00	9.66E-07
PD-109	0.00E+00	2.51E-07	5.70E-08	0.00E+00	1.45E-06	0.00E+00	2.53E-05
AG-110M	2.05E-07	1.94E-07	1.18E-07	0.00E+00	3.70E-07	0.00E+00	5.45E-05
AG-111	8.29E-08	3.44E-08	1.73E-08	0.00E+00	1.12E-07	0.00E+00	4.80E-05
CD-113M	0.00E+00	4.51E-06	1.45E-07	0.00E+00	4.99E-06	0.00E+00	2.71E-05
CD-115M	0.00E+00	2.60E-06	8.39E-08	0.00E+00	2.08E-06	0.00E+00	8.23E-05
SN-123	4.44E-05	7.29E-07	1.08E-06	5.84E-07	0.00E+00	0.00E+00	6.71E-05
SN-125	1.19E-05	2.37E-07	5.37E-07	1.86E-07	0.00E+00	0.00E+00	1.12E-04
SN-126	1.16E-04	2.16E-06	3.30E-06	5.69E-07	0.00E+00	0.00E+00	2.58E-05
SB-124	3.87E-06	7.13E-08	1.51E-06	8.78E-09	0.00E+00	3.38E-06	7.80E-05
SB-125	2.48E-06	2.71E-08	5.80E-07	2.37E-09	0.00E+00	2.18E-06	1.93E-05
SB-126	1.59E-06	3.25E-08	5.71E-07	8.99E-09	0.00E+00	1.14E-06	9.41E-05
SB-127	3.63E-07	7.76E-09	1.37E-07	4.08E-09	0.00E+00	2.47E-07	6.16E-05
TE-125M	3.83E-06	1.38E-06	5.12E-07	1.07E-06	0.00E+00	0.00E+00	1.13E-05
TE-127M	9.67E-06	3.43E-06	1.15E-06	2.30E-06	3.92E-05	0.00E+00	2.41E-05
TE-127	1.58E-07	5.60E-08	3.40E-08	1.09E-07	6.40E-07	0.00E+00	1.22E-05
TE-129M	1.63E-05	6.05E-06	2.58E-06	5.26E-06	6.82E-05	0.00E+00	6.12E-05
TE-129	4.48E-08	1.67E-08	1.09E-08	3.20E-08	1.88E-07	0.00E+00	2.45E-07
TE-133M	6.44E-08	3.66E-08	3.56E-08	5.11E-08	3.62E-07	0.00E+00	1.48E-07
TE-134	4.47E-08	2.87E-08	3.00E-08	3.67E-08	2.74E-07	0.00E+00	1.66E-09
I-129	4.66E-06	3.92E-06	6.54E-06	4.77E-03	7.01E-06	0.00E+00	4.57E-07
I-130	1.03E-06	2.98E-06	1.19E-06	2.43E-04	4.59E-06	0.00E+00	2.29E-06
I-131	5.85E-06	8.19E-06	4.40E-06	2.39E-03	1.41E-05	0.00E+00	1.62E-06
TE-131M	2.44E-06	1.17E-06	9.76E-07	1.76E-06	1.22E-05	0.00E+00	9.39E-05
TE-131	2.79E-08	1.15E-08	8.72E-09	2.15E-08	1.22E-07	0.00E+00	2.29E-09
I-132	2.79E-07	7.30E-07	2.62E-07	2.46E-05	1.15E-06	0.00E+00	3.18E-07
TE-132	3.49E-06	2.21E-06	2.08E-06	2.33E-06	2.12E-05	0.00E+00	7.00E-05
I-133	2.01E-06	3.41E-06	1.04E-06	4.76E-04	5.98E-06	0.00E+00	2.58E-06
CS-134M	2.94E-08	6.09E-08	3.13E-08	0.00E+00	3.39E-08	5.95E-09	4.05E-08
CS-134	8.37E-05	1.97E-04	9.14E-05	0.00E+00	6.26E-05	2.39E-05	2.45E-06

TABLE 2.1
Liquid Dose Conversion Factors (DCF): DF_{ij}
 Page 7 of 16

Nuclide	INGESTION DOSE FACTORS FOR TEENAGER (mrem per pCi ingested)						
	Bone	Liver	T Body	Thyroid	Kidney	Lung	GI-LLI
I-134	1.46E-07	3.87E-07	1.39E-07	6.45E-06	6.10E-07	0.00E+00	5.10E-09
I-135	6.10E-07	1.57E-06	5.82E-07	1.01E-04	2.48E-06	0.00E+00	1.74E-06
CS-135	2.78E-05	2.55E-05	5.96E-06	0.00E+00	9.73E-06	3.52E-06	4.46E-07
CS-136	8.59E-06	3.38E-05	2.27E-05	0.00E+00	1.84E-05	2.90E-06	2.72E-06
CS-137	1.12E-04	1.49E-04	5.19E-05	0.00E+00	5.07E-05	1.97E-05	2.12E-06
CS-138	7.76E-08	1.49E-07	7.45E-08	0.00E+00	1.10E-07	1.28E-08	6.76E-11
CS-139	4.87E-08	7.17E-08	2.63E-08	0.00E+00	5.79E-08	6.34E-09	3.33E-23
BA-139	1.39E-07	9.78E-11	4.05E-09	0.00E+00	9.22E-11	6.74E-11	1.24E-06
BA-140	2.84E-05	3.48E-08	1.83E-06	0.00E+00	1.18E-08	2.34E-08	4.38E-05
LA-140	3.48E-09	1.71E-09	4.55E-10	0.00E+00	0.00E+00	0.00E+00	9.82E-05
BA-141	6.71E-08	5.01E-11	2.24E-09	0.00E+00	4.65E-11	3.43E-11	1.43E-13
LA-141	4.55E-10	1.40E-10	2.31E-11	0.00E+00	0.00E+00	0.00E+00	2.48E-05
CE-141	1.33E-08	8.88E-09	1.02E-09	0.00E+00	4.18E-09	0.00E+00	2.54E-05
BA-142	2.99E-08	2.99E-11	1.84E-09	0.00E+00	2.53E-11	1.99E-11	9.18E-20
LA-142	1.79E-10	7.95E-11	1.98E-11	0.00E+00	0.00E+00	0.00E+00	2.42E-06
CE-143	2.35E-09	1.71E-06	1.91E-10	0.00E+00	7.67E-10	0.00E+00	5.14E-05
PR-143	1.31E-08	5.23E-09	6.52E-10	0.00E+00	3.04E-09	0.00E+00	4.31E-05
CE-144	6.96E-07	2.88E-07	3.74E-08	0.00E+00	1.72E-07	0.00E+00	1.75E-04
PR-144	4.30E-11	1.76E-11	2.18E-12	0.00E+00	1.01E-11	0.00E+00	4.74E-14
ND-147	9.38E-09	1.02E-08	6.11E-10	0.00E+00	5.99E-09	0.00E+00	3.68E-05
PM-147	1.05E-07	9.96E-09	4.06E-09	0.00E+00	1.90E-08	0.00E+00	9.47E-06
PM-148M	4.14E-08	1.05E-08	8.21E-09	0.00E+00	1.59E-08	0.00E+00	6.61E-05
PM-148	1.02E-08	1.66E-09	8.36E-10	0.00E+00	3.00E-09	0.00E+00	9.90E-05
PM-149	2.17E-09	3.05E-10	1.25E-10	0.00E+00	5.81E-10	0.00E+00	4.49E-05
PM-151	9.87E-10	1.63E-10	8.25E-11	0.00E+00	2.93E-10	0.00E+00	3.66E-05
SM-151	8.73E-08	1.68E-08	3.94E-09	0.00E+00	1.84E-08	0.00E+00	5.70E-06
SM-153	1.22E-09	1.01E-09	7.43E-11	0.00E+00	3.30E-10	0.00E+00	2.85E-05
EU-152	2.45E-07	5.90E-08	5.20E-08	0.00E+00	2.74E-07	0.00E+00	2.17E-05
EU-154	7.91E-07	1.02E-07	7.19E-08	0.00E+00	4.56E-07	0.00E+00	5.39E-05
EU-155	1.74E-07	1.68E-08	1.04E-08	0.00E+00	6.57E-08	0.00E+00	9.63E-05
EU-156	1.92E-08	1.44E-08	2.35E-09	0.00E+00	9.69E-09	0.00E+00	7.36E-05
TB-160	6.47E-08	0.00E+00	8.07E-09	0.00E+00	2.56E-08	0.00E+00	4.19E-05
HO-166M	3.57E-07	1.10E-07	7.96E-08	0.00E+00	1.61E-07	0.00E+00	2.71E-05
W-181	1.42E-08	4.58E-09	4.79E-10	0.00E+00	0.00E+00	0.00E+00	3.90E-07
W-185	5.79E-07	1.91E-07	2.02E-08	0.00E+00	0.00E+00	0.00E+00	1.65E-05
W-187	1.46E-07	1.19E-07	4.17E-08	0.00E+00	0.00E+00	0.00E+00	3.22E-05
NP-239	1.76E-09	1.66E-10	9.22E-11	0.00E+00	5.21E-10	0.00E+00	2.67E-05
U-232	5.89E-03	0.00E+00	4.21E-04	0.00E+00	6.38E-04	0.00E+00	7.19E-05
U-233	1.24E-03	0.00E+00	7.54E-05	0.00E+00	2.90E-04	0.00E+00	6.65E-05
U-234	1.19E-03	0.00E+00	7.39E-05	0.00E+00	2.85E-04	0.00E+00	6.51E-05

TABLE 2.1
Liquid Dose Conversion Factors (DCF): DF_{ij}
 Page 8 of 16

Nuclide	INGESTION DOSE FACTORS FOR TEENAGER (mrem per pCi ingested)						
	Bone	Liver	T Body	Thyroid	Kidney	Lung	GI-LLI
U-235	1.14E-03	0.00E+00	6.94E-05	0.00E+00	2.67E-04	0.00E+00	8.28E-05
U-236	1.14E-03	0.00E+00	7.09E-05	0.00E+00	2.73E-04	0.00E+00	6.11E-05
U-237	7.89E-08	0.00E+00	2.10E-08	0.00E+00	3.24E-07	0.00E+00	2.09E-05
U-238	1.09E-03	0.00E+00	6.49E-05	0.00E+00	2.50E-04	0.00E+00	5.83E-05
NP-237	1.33E-03	9.55E-05	5.85E-05	0.00E+00	4.33E-04	0.00E+00	8.41E-05
NP-238	1.95E-08	5.22E-10	3.04E-10	0.00E+00	1.79E-09	0.00E+00	3.83E-05
PU-238	6.70E-04	8.58E-05	1.82E-05	0.00E+00	7.80E-05	0.00E+00	7.73E-05
PU-239	7.65E-04	9.29E-05	2.01E-05	0.00E+00	8.57E-05	0.00E+00	7.06E-05
PU-240	7.64E-04	9.27E-05	2.01E-05	0.00E+00	8.56E-05	0.00E+00	7.19E-05
PU-241	1.75E-05	8.40E-07	3.69E-07	0.00E+00	1.71E-06	0.00E+00	1.48E-06
PU-242	7.09E-04	8.94E-05	1.94E-05	0.00E+00	8.25E-05	0.00E+00	6.92E-05
PU-244	8.28E-04	1.02E-04	2.22E-05	0.00E+00	9.45E-05	0.00E+00	1.03E-04
AM-241	7.98E-04	7.53E-04	5.75E-05	0.00E+00	4.31E-04	0.00E+00	7.87E-05
AM-242M	8.07E-04	7.11E-04	5.80E-05	0.00E+00	4.30E-04	0.00E+00	9.90E-05
AM-243	7.96E-04	7.35E-04	5.62E-05	0.00E+00	4.22E-04	0.00E+00	9.23E-05
CM-242	2.94E-05	3.10E-05	1.95E-06	0.00E+00	8.89E-06	0.00E+00	8.40E-05
CM-243	6.50E-04	6.03E-04	4.09E-05	0.00E+00	1.91E-04	0.00E+00	8.28E-05
CM-244	5.04E-04	4.77E-04	3.19E-05	0.00E+00	1.49E-04	0.00E+00	8.00E-05
CM-245	9.90E-04	8.71E-04	6.10E-05	0.00E+00	2.85E-04	0.00E+00	7.46E-05
CM-246	9.82E-04	8.70E-04	6.09E-05	0.00E+00	2.84E-04	0.00E+00	7.33E-05
CM-247	9.57E-04	8.57E-04	6.00E-05	0.00E+00	2.80E-04	0.00E+00	9.63E-05
CM-248	7.95E-03	7.06E-03	4.95E-04	0.00E+00	2.31E-03	0.00E+00	1.55E-03
CF-252	3.47E-04	0.00E+00	8.37E-06	0.00E+00	0.00E+00	0.00E+00	3.05E-04

TABLE 2.1
Liquid Dose Conversion Factors (DCF): DF_{ij}

Page 9 of 16

Nuclide	INGESTION DOSE FACTORS FOR CHILD						
	(mrem per pCi ingested)						
	Bone	Liver	T Body	Thyroid	Kidney	Lung	GI-LLI
H-3	0.00E+00	2.03E-07	2.03E-07	2.03E-07	2.03E-07	2.03E-07	2.03E-07
C-14(inorg)	1.21E-05	2.42E-06	2.42E-06	2.42E-06	2.42E-06	2.42E-06	2.42E-06
NA-22	5.88E-05	5.88E-05	5.88E-05	5.88E-05	5.88E-05	5.88E-05	5.88E-05
NA-24	5.80E-06	5.80E-06	5.80E-06	5.80E-06	5.80E-06	5.80E-06	5.80E-06
P-32	8.25E-04	3.86E-05	3.18E-05	0.00E+00	0.00E+00	0.00E+00	2.28E-05
CA-41	3.47E-04	0.00E+00	3.79E-05	0.00E+00	0.00E+00	0.00E+00	1.90E-07
SC-46	1.97E-08	2.70E-08	1.04E-08	0.00E+00	2.39E-08	0.00E+00	3.95E-05
CR-51	0.00E+00	0.00E+00	8.90E-09	4.94E-09	1.35E-09	9.02E-09	4.72E-07
MN-54	0.00E+00	1.07E-05	2.85E-06	0.00E+00	3.00E-06	0.00E+00	8.98E-06
FE-55	1.15E-05	6.10E-06	1.89E-06	0.00E+00	0.00E+00	3.45E-06	1.13E-06
MN-56	0.00E+00	3.34E-07	7.54E-08	0.00E+00	4.04E-07	0.00E+00	4.84E-05
CO-57	0.00E+00	4.93E-07	9.98E-07	0.00E+00	0.00E+00	0.00E+00	4.04E-06
CO-58	0.00E+00	1.80E-06	5.51E-06	0.00E+00	0.00E+00	0.00E+00	1.05E-05
FE-59	1.65E-05	2.67E-05	1.33E-05	0.00E+00	0.00E+00	7.74E-06	2.78E-05
CO-60	0.00E+00	5.29E-06	1.56E-05	0.00E+00	0.00E+00	0.00E+00	2.93E-05
NI-59	4.02E-05	1.07E-05	6.82E-06	0.00E+00	0.00E+00	0.00E+00	7.10E-07
NI-63	5.38E-04	2.88E-05	1.83E-05	0.00E+00	0.00E+00	0.00E+00	1.94E-06
CU-64	0.00E+00	2.45E-07	1.48E-07	0.00E+00	5.92E-07	0.00E+00	1.15E-05
NI-65	2.22E-06	2.09E-07	1.22E-07	0.00E+00	0.00E+00	0.00E+00	2.56E-05
ZN-65	1.37E-05	3.65E-05	2.27E-05	0.00E+00	2.30E-05	0.00E+00	6.41E-06
ZN-69M	7.10E-07	1.21E-06	1.43E-07	0.00E+00	7.03E-07	0.00E+00	3.94E-05
ZN-69	4.38E-08	6.33E-08	5.85E-09	0.00E+00	3.84E-08	0.00E+00	3.99E-06
SE-79	0.00E+00	8.43E-06	1.87E-06	0.00E+00	1.37E-05	0.00E+00	5.53E-07
BR-82	0.00E+00	0.00E+00	7.55E-06	0.00E+00	0.00E+00	0.00E+00	0.00E+00
BR-83	0.00E+00	0.00E+00	1.71E-07	0.00E+00	0.00E+00	0.00E+00	0.00E+00
BR-84	0.00E+00	0.00E+00	1.98E-07	0.00E+00	0.00E+00	0.00E+00	0.00E+00
BR-85	0.00E+00	0.00E+00	9.12E-09	0.00E+00	0.00E+00	0.00E+00	0.00E+00
RB-86	0.00E+00	6.70E-05	4.12E-05	0.00E+00	0.00E+00	0.00E+00	4.31E-06
RB-87	0.00E+00	3.95E-05	1.83E-05	0.00E+00	0.00E+00	0.00E+00	5.92E-07
RB-88	0.00E+00	1.90E-07	1.32E-07	0.00E+00	0.00E+00	0.00E+00	9.32E-09
RB-89	0.00E+00	1.17E-07	1.04E-07	0.00E+00	0.00E+00	0.00E+00	1.02E-09
SR-89	1.32E-03	0.00E+00	3.77E-05	0.00E+00	0.00E+00	0.00E+00	5.11E-05
SR-90	1.70E-02	0.00E+00	4.31E-03	0.00E+00	0.00E+00	0.00E+00	2.29E-04
Y-90	4.11E-08	0.00E+00	1.10E-09	0.00E+00	0.00E+00	0.00E+00	1.17E-04
SR-91	2.40E-05	0.00E+00	9.06E-07	0.00E+00	0.00E+00	0.00E+00	5.30E-05
Y-91M	3.82E-10	0.00E+00	1.39E-11	0.00E+00	0.00E+00	0.00E+00	7.48E-07
Y-91	6.02E-07	0.00E+00	1.61E-08	0.00E+00	0.00E+00	0.00E+00	8.02E-05
SR-92	9.03E-06	0.00E+00	3.62E-07	0.00E+00	0.00E+00	0.00E+00	1.71E-04
Y-92	3.60E-09	0.00E+00	1.03E-10	0.00E+00	0.00E+00	0.00E+00	1.04E-04
Y-93	1.14E-08	0.00E+00	3.13E-10	0.00E+00	0.00E+00	0.00E+00	1.70E-04
NB-93M	1.05E-07	2.62E-08	8.61E-09	0.00E+00	2.83E-08	0.00E+00	3.95E-06
NB-95	2.25E-08	8.76E-09	6.26E-09	0.00E+00	8.23E-09	0.00E+00	1.62E-05

TABLE 2.1
Liquid Dose Conversion Factors (DCF): DF_{ij}
 Page 10 of 16

Nuclide	INGESTION DOSE FACTORS FOR CHILD						
	(mrem per pCi ingested)						
	Bone	Liver	T Body	Thyroid	Kidney	Lung	GI-LLI
NB-97	2.17E-10	3.92E-11	1.83E-11	0.00E+00	4.35E-11	0.00E+00	1.21E-05
ZR-93	1.67E-07	6.25E-09	4.45E-09	0.00E+00	2.42E-08	0.00E+00	2.37E-06
ZR-95	1.16E-07	2.55E-08	2.27E-08	0.00E+00	3.65E-08	0.00E+00	2.66E-05
ZR-97	6.99E-09	1.01E-09	5.96E-10	0.00E+00	1.45E-09	0.00E+00	1.53E-04
MO-93	0.00E+00	2.41E-05	8.65E-07	0.00E+00	6.35E-06	0.00E+00	1.22E-06
MO-99	0.00E+00	1.33E-05	3.29E-06	0.00E+00	2.84E-05	0.00E+00	1.10E-05
TC-99	5.35E-07	5.96E-07	2.14E-07	0.00E+00	7.02E-06	5.27E-08	6.25E-06
TC-99M	9.23E-10	1.81E-09	3.00E-08	0.00E+00	2.63E-08	9.19E-10	1.03E-06
TC-101	1.07E-09	1.12E-09	1.42E-08	0.00E+00	1.91E-08	5.92E-10	3.56E-09
RU-103	7.31E-07	0.00E+00	2.81E-07	0.00E+00	1.84E-06	0.00E+00	1.89E-05
RU-105	6.45E-08	0.00E+00	2.34E-08	0.00E+00	5.67E-07	0.00E+00	4.21E-05
RU-106	1.17E-05	0.00E+00	1.46E-06	0.00E+00	1.58E-05	0.00E+00	1.82E-04
RH-105	5.14E-07	2.76E-07	2.36E-07	0.00E+00	1.10E-06	0.00E+00	1.71E-05
PD-107	0.00E+00	4.72E-07	4.01E-08	0.00E+00	3.95E-06	0.00E+00	9.37E-07
PD-109	0.00E+00	5.67E-07	1.70E-07	0.00E+00	3.04E-06	0.00E+00	3.35E-05
AG-110M	5.39E-07	3.64E-07	2.91E-07	0.00E+00	6.78E-07	0.00E+00	4.33E-05
AG-111	2.48E-07	7.76E-08	5.12E-08	0.00E+00	2.34E-07	0.00E+00	4.75E-05
CD-113M	0.00E+00	1.02E-05	4.34E-07	0.00E+00	1.05E-05	0.00E+00	2.63E-05
CD-115M	0.00E+00	5.89E-06	2.51E-07	0.00E+00	4.38E-06	0.00E+00	8.01E-05
SN-123	1.33E-04	1.65E-06	3.24E-06	1.75E-06	0.00E+00	0.00E+00	6.52E-05
SN-125	3.55E-05	5.35E-07	1.59E-06	5.55E-07	0.00E+00	0.00E+00	1.10E-04
SN-126	3.33E-04	4.15E-06	9.46E-06	1.14E-06	0.00E+00	0.00E+00	2.50E-05
SB-124	1.11E-05	1.44E-07	3.89E-06	2.45E-08	0.00E+00	6.16E-06	6.94E-05
SB-125	7.16E-06	5.52E-08	1.50E-06	6.63E-09	0.00E+00	3.99E-06	1.71E-05
SB-126	4.40E-06	6.73E-08	1.58E-06	2.58E-08	0.00E+00	2.10E-06	8.87E-05
SB-127	1.06E-06	1.64E-08	3.68E-07	1.18E-08	0.00E+00	4.60E-07	5.97E-05
TE-125M	1.14E-05	3.09E-06	1.52E-06	3.20E-06	0.00E+00	0.00E+00	1.10E-05
TE-127M	2.89E-05	7.78E-06	3.43E-06	6.91E-06	8.24E-05	0.00E+00	2.34E-05
TE-127	4.71E-07	1.27E-07	1.01E-07	3.26E-07	1.34E-06	0.00E+00	1.84E-05
TE-129M	4.87E-05	1.36E-05	7.56E-06	1.57E-05	1.43E-04	0.00E+00	5.94E-05
TE-129	1.34E-07	3.74E-08	3.18E-08	9.56E-08	3.92E-07	0.00E+00	8.34E-06
TE-133M	1.87E-07	7.56E-08	9.37E-08	1.45E-07	7.18E-07	0.00E+00	5.77E-06
TE-134	1.29E-07	5.80E-08	7.74E-08	1.02E-07	5.37E-07	0.00E+00	5.89E-07
I-129	1.39E-05	8.53E-06	7.62E-06	5.58E-03	1.44E-05	0.00E+00	4.29E-07
I-130	2.92E-06	5.90E-06	3.04E-06	6.50E-04	8.82E-06	0.00E+00	2.76E-06
I-131	1.72E-05	1.73E-05	9.83E-06	5.72E-03	2.84E-05	0.00E+00	1.54E-06
TE-131M	7.20E-06	2.49E-06	2.65E-06	5.12E-06	2.41E-05	0.00E+00	1.01E-04
TE-131	8.30E-08	2.53E-08	2.47E-08	6.35E-08	2.51E-07	0.00E+00	4.36E-07
I-132	8.00E-07	1.47E-06	6.76E-07	6.82E-05	2.25E-06	0.00E+00	1.73E-06
TE-132	1.01E-05	4.47E-06	5.40E-06	6.51E-06	4.15E-05	0.00E+00	4.50E-05

TABLE 2.1
Liquid Dose Conversion Factors (DCF): DF_{ij}
 Page 11 of 16

Nuclide	INGESTION DOSE FACTORS FOR CHILD (mrem per pCi ingested)						
	Bone	Liver	T Body	Thyroid	Kidney	Lung	GI-LLI
I-133	5.92E-06	7.32E-06	2.77E-06	1.36E-03	1.22E-05	0.00E+00	2.95E-06
CS-134M	8.44E-08	1.25E-07	8.16E-08	0.00E+00	6.59E-08	1.09E-08	1.58E-07
CS-134	2.34E-04	3.84E-04	8.10E-05	0.00E+00	1.19E-04	4.27E-05	2.07E-06
I-134	4.19E-07	7.78E-07	3.58E-07	1.79E-05	1.19E-06	0.00E+00	5.16E-07
I-135	1.75E-06	3.15E-06	1.49E-06	2.79E-04	4.83E-06	0.00E+00	2.40E-06
CS-135	8.30E-05	5.78E-05	5.93E-06	0.00E+00	2.04E-05	6.81E-06	4.33E-07
CS-136	2.35E-05	6.46E-05	4.18E-05	0.00E+00	3.44E-05	5.13E-06	2.27E-06
CS-137	3.27E-04	3.13E-04	4.62E-05	0.00E+00	1.02E-04	3.67E-05	1.96E-06
CS-138	2.28E-07	3.17E-07	2.01E-07	0.00E+00	2.23E-07	2.40E-08	1.46E-07
CS-139	1.45E-07	1.61E-07	7.74E-08	0.00E+00	1.21E-07	1.22E-08	1.45E-11
BA-139	4.14E-07	2.21E-10	1.20E-08	0.00E+00	1.93E-10	1.30E-10	2.39E-05
BA-140	8.31E-05	7.28E-08	4.85E-06	0.00E+00	2.37E-08	4.34E-08	4.21E-05
LA-140	1.01E-08	3.53E-09	1.19E-09	0.00E+00	0.00E+00	0.00E+00	9.84E-05
BA-141	2.00E-07	1.12E-10	6.51E-09	0.00E+00	9.69E-11	6.58E-10	1.14E-07
LA-141	1.36E-09	3.17E-10	6.88E-11	0.00E+00	0.00E+00	0.00E+00	7.05E-05
CE-141	3.97E-08	1.98E-08	2.94E-09	0.00E+00	8.68E-09	0.00E+00	2.47E-05
BA-142	8.74E-08	6.29E-11	4.88E-09	0.00E+00	5.09E-11	3.70E-11	1.14E-09
LA-142	5.24E-10	1.67E-10	5.23E-11	0.00E+00	0.00E+00	0.00E+00	3.31E-05
CE-143	6.99E-09	3.79E-06	5.49E-10	0.00E+00	1.59E-09	0.00E+00	5.55E-05
PR-143	3.93E-08	1.18E-08	1.95E-09	0.00E+00	6.39E-09	0.00E+00	4.24E-05
CE-144	2.08E-06	6.52E-07	1.11E-07	0.00E+00	3.61E-07	0.00E+00	1.70E-04
PR-144	1.29E-10	3.99E-11	6.49E-12	0.00E+00	2.11E-11	0.00E+00	8.59E-08
ND-147	2.79E-08	2.26E-08	1.75E-09	0.00E+00	1.24E-08	0.00E+00	3.58E-05
PM-147	3.18E-07	2.27E-08	1.22E-08	0.00E+00	4.01E-08	0.00E+00	9.19E-06
PM-148M	1.03E-07	2.05E-08	2.05E-08	0.00E+00	3.04E-08	0.00E+00	5.78E-05
PM-148	3.02E-08	3.63E-09	2.35E-09	0.00E+00	6.17E-09	0.00E+00	9.70E-05
PM-149	6.49E-09	6.90E-10	3.74E-10	0.00E+00	1.22E-09	0.00E+00	4.71E-05
PM-151	2.92E-09	3.55E-10	2.31E-10	0.00E+00	6.02E-10	0.00E+00	4.03E-05
SM-151	2.56E-07	3.81E-08	1.20E-08	0.00E+00	3.94E-08	0.00E+00	5.53E-06
SM-153	3.65E-09	2.27E-09	2.19E-10	0.00E+00	6.91E-10	0.00E+00	3.02E-05
EU-152	6.15E-07	1.12E-07	1.33E-07	0.00E+00	4.73E-07	0.00E+00	1.84E-05
EU-154	2.30E-06	2.07E-07	1.89E-07	0.00E+00	9.09E-07	0.00E+00	4.81E-05
EU-155	4.82E-07	3.47E-08	2.72E-08	0.00E+00	1.30E-07	0.00E+00	8.69E-05
EU-156	5.62E-08	3.01E-08	6.23E-09	0.00E+00	1.94E-08	0.00E+00	6.83E-05
TB-160	1.66E-07	0.00E+00	2.06E-08	0.00E+00	4.94E-08	0.00E+00	3.68E-05
HO-166M	1.08E-06	2.26E-07	1.91E-07	0.00E+00	3.22E-07	0.00E+00	2.63E-05
W-181	4.23E-08	1.04E-08	1.43E-09	0.00E+00	0.00E+00	0.00E+00	3.79E-07
W-185	1.73E-06	4.32E-07	6.05E-08	0.00E+00	0.00E+00	0.00E+00	1.61E-05
W-187	4.29E-07	2.54E-07	1.14E-07	0.00E+00	0.00E+00	0.00E+00	3.57E-05
NP-239	5.25E-09	3.77E-10	2.65E-10	0.00E+00	1.09E-09	0.00E+00	2.79E-05
U-232	1.76E-02	0.00E+00	1.26E-03	0.00E+00	1.34E-03	0.00E+00	6.98E-05
U-233	3.72E-03	0.00E+00	2.25E-04	0.00E+00	6.10E-04	0.00E+00	6.45E-05

TABLE 2.1
Liquid Dose Conversion Factors (DCF): DF_{ij}
 Page 12 of 16

Nuclide	INGESTION DOSE FACTORS FOR CHILD						
	(mrem per pCi ingested)						
	Bone	Liver	T Body	Thyroid	Kidney	Lung	GI-LLI
U-234	3.57E-03	0.00E+00	2.21E-04	0.00E+00	5.98E-04	0.00E+00	6.32E-05
U-235	3.42E-03	0.00E+00	2.07E-04	0.00E+00	5.61E-04	0.00E+00	8.03E-05
U-236	3.42E-03	0.00E+00	2.12E-04	0.00E+00	5.73E-04	0.00E+00	5.92E-05
U-237	2.36E-07	0.00E+00	6.27E-08	0.00E+00	6.81E-07	0.00E+00	2.08E-05
U-238	3.27E-03	0.00E+00	1.94E-04	0.00E+00	5.24E-04	0.00E+00	5.66E-05
NP-237	2.23E-03	1.47E-04	9.79E-05	0.00E+00	6.05E-04	0.00E+00	8.16E-05
NP-238	5.83E-08	1.18E-09	9.08E-10	0.00E+00	3.76E-09	0.00E+00	4.04E-05
PU-238	1.19E-03	1.38E-04	3.16E-05	0.00E+00	1.15E-04	0.00E+00	7.50E-05
PU-239	1.29E-03	1.38E-04	3.31E-05	0.00E+00	1.22E-04	0.00E+00	6.85E-05
PU-240	1.28E-03	1.43E-04	3.31E-05	0.00E+00	1.22E-04	0.00E+00	6.98E-05
PU-241	3.87E-05	1.58E-06	8.04E-07	0.00E+00	2.96E-06	0.00E+00	1.44E-06
PU-242	1.19E-03	1.38E-04	3.19E-05	0.00E+00	1.17E-04	0.00E+00	6.71E-05
PU-244	1.39E-03	1.58E-03	3.65E-05	0.00E+00	1.35E-04	0.00E+00	1.00E-04
AM-241	1.36E-03	1.17E-03	1.02E-04	0.00E+00	6.23E-04	0.00E+00	7.64E-05
AM-242M	1.40E-03	1.12E-03	1.04E-04	0.00E+00	6.30E-04	0.00E+00	9.61E-05
AM-243	1.34E-03	1.13E-03	9.83E-05	0.00E+00	6.06E-04	0.00E+00	8.95E-05
CM-242	8.78E-05	7.01E-05	5.84E-06	0.00E+00	1.87E-05	0.00E+00	8.16E-05
CM-243	1.28E-03	1.04E-03	8.24E-05	0.00E+00	3.08E-04	0.00E+00	8.03E-05
CM-244	1.08E-03	8.74E-04	6.93E-05	0.00E+00	2.54E-04	0.00E+00	7.77E-05
CM-245	1.67E-03	1.34E-03	1.05E-04	0.00E+00	4.11E-04	0.00E+00	7.24E-05
CM-246	1.65E-03	1.34E-03	1.05E-04	0.00E+00	4.10E-04	0.00E+00	7.11E-05
CM-247	1.61E-03	1.32E-03	1.03E-04	0.00E+00	4.04E-04	0.00E+00	9.35E-05
CM-248	1.34E-02	1.09E-02	8.52E-04	0.00E+00	3.33E-03	0.00E+00	1.51E-03
CF-252	1.05E-03	0.00E+00	2.54E-05	0.00E+00	0.00E+00	0.00E+00	2.96E-04

TABLE 2.1
Liquid Dose Conversion Factors (DCF): DF_{ij}
 Page 13 of 16

Nuclide	INGESTION DOSE FACTORS FOR INFANT (mrem per pCi ingested)						
	Bone	Liver	T Body	Thyroid	Kidney	Lung	GI-LLI
H-3	0.00E+00	3.08E-07	3.08E-07	3.08E-07	3.08E-07	3.08E-07	3.08E-07
C-14(inorg)	2.37E-05	5.06E-06	5.06E-06	5.06E-06	5.06E-06	5.06E-06	5.06E-06
NA-22	9.83E-05	9.83E-05	9.83E-05	9.83E-05	9.83E-05	9.83E-05	9.83E-05
NA-24	1.01E-05	1.01E-05	1.01E-05	1.01E-05	1.01E-05	1.01E-05	1.01E-05
P-32	1.70E-03	1.00E-04	6.59E-05	0.00E+00	0.00E+00	0.00E+00	2.30E-05
CA-41	3.74E-04	0.00E+00	4.08E-05	0.00E+00	0.00E+00	0.00E+00	1.91E-07
SC-46	3.75E-08	5.41E-08	1.69E-08	0.00E+00	3.56E-08	0.00E+00	3.53E-05
CR-51	0.00E+00	0.00E+00	1.41E-08	9.20E-09	2.01E-09	1.79E-08	4.11E-07
MN-54	0.00E+00	1.99E-05	4.51E-06	0.00E+00	4.41E-06	0.00E+00	7.31E-06
FE-55	1.39E-05	8.98E-06	2.40E-06	0.00E+00	0.00E+00	4.39E-06	1.14E-06
MN-56	0.00E+00	8.18E-07	1.41E-07	0.00E+00	7.03E-07	0.00E+00	7.43E-05
CO-57	0.00E+00	1.15E-06	1.87E-06	0.00E+00	0.00E+00	0.00E+00	3.92E-06
CO-58	0.00E+00	3.60E-06	8.98E-06	0.00E+00	0.00E+00	0.00E+00	8.97E-06
FE-59	3.08E-05	5.38E-05	2.12E-05	0.00E+00	0.00E+00	1.59E-05	2.57E-05
CO-60	0.00E+00	1.08E-05	2.55E-05	0.00E+00	0.00E+00	0.00E+00	2.57E-05
NI-59	4.73E-05	1.45E-05	8.17E-06	0.00E+00	0.00E+00	0.00E+00	7.16E-07
NI-63	6.34E-04	3.92E-05	2.20E-05	0.00E+00	0.00E+00	0.00E+00	1.95E-06
CU-64	0.00E+00	6.09E-07	2.82E-07	0.00E+00	1.03E-06	0.00E+00	1.25E-05
NI-65	4.70E-06	5.32E-07	2.42E-07	0.00E+00	0.00E+00	0.00E+00	4.05E-05
ZN-65	1.84E-05	6.31E-05	2.91E-05	0.00E+00	3.06E-05	0.00E+00	5.33E-05
ZN-69M	1.50E-06	3.06E-06	2.79E-07	0.00E+00	1.24E-06	0.00E+00	4.24E-05
ZN-69	9.33E-08	1.68E-07	1.25E-08	0.00E+00	6.98E-08	0.00E+00	1.37E-05
SE-79	0.00E+00	2.10E-05	3.90E-06	0.00E+00	2.43E-05	0.00E+00	5.58E-07
BR-82	0.00E+00	0.00E+00	1.27E-05	0.00E+00	0.00E+00	0.00E+00	0.00E+00
BR-83	0.00E+00	0.00E+00	3.63E-07	0.00E+00	0.00E+00	0.00E+00	0.00E+00
BR-84	0.00E+00	0.00E+00	3.82E-07	0.00E+00	0.00E+00	0.00E+00	0.00E+00
BR-85	0.00E+00	0.00E+00	1.94E-08	0.00E+00	0.00E+00	0.00E+00	0.00E+00
RB-86	0.00E+00	1.70E-04	8.40E-05	0.00E+00	0.00E+00	0.00E+00	4.35E-06
RB-87	0.00E+00	8.88E-05	3.52E-05	0.00E+00	0.00E+00	0.00E+00	5.98E-07
RB-88	0.00E+00	4.98E-07	2.73E-07	0.00E+00	0.00E+00	0.00E+00	4.85E-07
RB-89	0.00E+00	2.86E-07	1.97E-07	0.00E+00	0.00E+00	0.00E+00	9.74E-08
SR-89	2.51E-03	0.00E+00	7.20E-05	0.00E+00	0.00E+00	0.00E+00	5.16E-05
SR-90	1.85E-02	0.00E+00	4.71E-03	0.00E+00	0.00E+00	0.00E+00	2.31E-04
Y-90	8.69E-08	0.00E+00	2.33E-09	0.00E+00	0.00E+00	0.00E+00	1.20E-04
SR-91	5.00E-05	0.00E+00	1.81E-06	0.00E+00	0.00E+00	0.00E+00	5.92E-05
Y-91M	8.10E-10	0.00E+00	2.76E-11	0.00E+00	0.00E+00	0.00E+00	2.70E-06
Y-91	1.13E-06	0.00E+00	3.01E-08	0.00E+00	0.00E+00	0.00E+00	8.10E-05
SR-92	1.92E-05	0.00E+00	7.13E-07	0.00E+00	0.00E+00	0.00E+00	2.07E-04
Y-92	7.65E-09	0.00E+00	2.15E-10	0.00E+00	0.00E+00	0.00E+00	1.46E-04
Y-93	2.43E-08	0.00E+00	6.62E-10	0.00E+00	0.00E+00	0.00E+00	1.92E-04
NB-93M	1.23E-07	3.33E-08	1.04E-08	0.00E+00	3.25E-08	0.00E+00	3.98E-06

TABLE 2.1
Liquid Dose Conversion Factors (DCF): DF_{ij}
 Page 14 of 16

Nuclide	INGESTION DOSE FACTORS FOR INFANT (mrem per pCi ingested)						
	Bone	Liver	T Body	Thyroid	Kidney	Lung	GI-LLI
NB-95	4.20E-08	1.73E-08	1.00E-08	0.00E+00	1.24E-08	0.00E+00	1.46E-05
NB-97	4.59E-10	9.79E-11	3.53E-11	0.00E+00	7.65E-11	0.00E+00	3.09E-05
ZR-93	1.93E-07	9.19E-09	5.54E-09	0.00E+00	2.71E-08	0.00E+00	2.39E-06
ZR-95	2.06E-07	5.02E-08	3.56E-08	0.00E+00	5.41E-08	0.00E+00	2.50E-05
ZR-97	1.48E-08	2.54E-09	1.16E-09	0.00E+00	2.56E-09	0.00E+00	1.62E-04
MO-93	0.00E+00	5.65E-05	1.82E-06	0.00E+00	1.13E-05	0.00E+00	1.21E-06
MO-99	0.00E+00	3.40E-05	6.63E-06	0.00E+00	5.08E-05	0.00E+00	1.12E-05
TC-99	1.08E-06	1.46E-06	4.55E-07	0.00E+00	1.23E-05	1.42E-07	6.31E-06
TC-99M	1.92E-09	3.96E-09	5.10E-08	0.00E+00	4.26E-08	2.07E-09	1.15E-06
TC-101	2.27E-09	2.86E-09	2.83E-08	0.00E+00	3.40E-08	1.56E-09	4.86E-07
RU-103	1.48E-06	0.00E+00	4.95E-07	0.00E+00	3.08E-06	0.00E+00	1.80E-05
RU-105	1.36E-07	0.00E+00	4.58E-08	0.00E+00	1.00E-06	0.00E+00	5.41E-05
RU-106	2.41E-05	0.00E+00	3.01E-06	0.00E+00	2.85E-05	0.00E+00	1.83E-04
RH-105	1.09E-06	7.13E-07	4.79E-07	0.00E+00	1.98E-06	0.00E+00	1.77E-05
PD-107	0.00E+00	1.19E-06	8.45E-08	0.00E+00	6.79E-06	0.00E+00	9.46E-07
PD-109	0.00E+00	1.50E-06	3.62E-07	0.00E+00	5.51E-06	0.00E+00	3.68E-05
AG-110M	9.96E-07	7.27E-07	4.81E-07	0.00E+00	1.04E-06	0.00E+00	3.77E-05
AG-111	5.20E-07	2.02E-07	1.07E-07	0.00E+00	4.22E-07	0.00E+00	4.82E-05
CD-113M	0.00E+00	1.77E-05	6.52E-07	0.00E+00	1.34E-05	0.00E+00	2.66E-05
CD-115M	0.00E+00	1.42E-05	4.93E-07	0.00E+00	7.41E-06	0.00E+00	8.09E-05
SN-123	2.49E-04	3.89E-06	6.50E-06	3.91E-06	0.00E+00	0.00E+00	6.58E-05
SN-125	7.41E-05	1.38E-06	3.29E-06	1.36E-06	0.00E+00	0.00E+00	1.11E-04
SN-126	5.53E-04	7.26E-06	1.80E-05	1.91E-06	0.00E+00	0.00E+00	2.52E-05
SB-124	2.14E-05	3.15E-07	6.63E-06	5.68E-08	0.00E+00	1.34E-05	6.60E-05
SB-125	1.23E-05	1.19E-07	2.53E-06	1.54E-08	0.00E+00	7.12E-06	1.64E-05
SB-126	8.06E-06	1.58E-07	2.91E-06	6.19E-08	0.00E+00	5.07E-06	8.35E-05
SB-127	2.23E-06	3.98E-08	6.90E-07	2.84E-08	0.00E+00	1.15E-06	5.91E-05
TE-125M	2.33E-05	7.79E-06	3.15E-06	7.84E-06	0.00E+00	0.00E+00	1.11E-05
TE-127M	5.85E-05	1.94E-05	7.08E-06	1.69E-05	1.44E-04	0.00E+00	2.36E-05
TE-127	1.00E-06	3.35E-07	2.15E-07	8.14E-07	2.44E-06	0.00E+00	2.10E-05
TE-129M	1.00E-04	3.43E-05	1.54E-05	3.84E-05	2.50E-04	0.00E+00	5.97E-05
TE-129	2.84E-07	9.79E-08	6.63E-08	2.38E-07	7.07E-07	0.00E+00	2.27E-05
TE-133M	3.91E-07	1.79E-07	1.71E-07	3.45E-07	1.22E-06	0.00E+00	1.93E-05
TE-134	2.67E-07	1.34E-07	1.38E-07	2.39E-07	9.03E-07	0.00E+00	3.06E-06
I-129	2.86E-05	2.12E-05	1.55E-05	1.36E-02	2.51E-05	0.00E+00	4.24E-07
I-130	6.00E-06	1.32E-05	5.30E-06	1.48E-03	1.45E-05	0.00E+00	2.83E-06
I-131	3.59E-05	4.23E-05	1.86E-05	1.39E-02	4.94E-05	0.00E+00	1.51E-06
TE-131M	1.52E-05	6.12E-06	5.05E-06	1.24E-05	4.21E-05	0.00E+00	1.03E-04
TE-131	1.76E-07	6.50E-08	4.94E-08	1.57E-07	4.50E-07	0.00E+00	7.11E-06
I-132	1.66E-06	3.37E-06	1.20E-06	1.58E-04	3.76E-06	0.00E+00	2.73E-06
TE-132	2.08E-05	1.03E-05	9.61E-06	1.52E-05	6.44E-05	0.00E+00	3.81E-05

TABLE 2.1
Liquid Dose Conversion Factors (DCF): DF_{ij}
 Page 15 of 16

Nuclide	INGESTION DOSE FACTORS FOR INFANT (mrem per pCi ingested)						
	Bone	Liver	T Body	Thyroid	Kidney	Lung	GI-LLI
I-133	1.25E-05	1.82E-05	5.33E-06	3.31E-03	2.14E-05	0.00E+00	3.08E-06
CS-134M	1.76E-07	2.93E-07	1.48E-07	0.00E+00	1.13E-07	2.60E-08	2.32E-07
CS-134	3.77E-04	7.03E-04	7.10E-05	0.00E+00	1.81E-04	7.42E-05	1.91E-06
I-134	8.69E-07	1.78E-06	6.33E-07	4.15E-05	1.99E-06	0.00E+00	1.84E-06
I-135	3.64E-06	7.24E-06	2.64E-06	6.49E-04	8.07E-06	0.00E+00	2.62E-06
CS-135	1.33E-04	1.21E-04	6.30E-06	0.00E+00	3.44E-05	1.31E-05	4.37E-07
CS-136	4.59E-05	1.35E-04	5.04E-05	0.00E+00	5.38E-05	1.10E-05	2.05E-06
CS-137	5.22E-04	6.11E-04	4.33E-05	0.00E+00	1.64E-04	6.64E-05	1.91E-06
CS-138	4.81E-07	7.82E-07	3.79E-07	0.00E+00	3.90E-07	6.09E-08	1.25E-06
CS-139	3.10E-07	4.24E-07	1.62E-07	0.00E+00	2.19E-07	3.30E-08	2.66E-08
BA-139	8.81E-07	5.84E-10	2.55E-08	0.00E+00	3.51E-10	3.54E-10	5.58E-05
BA-140	1.71E-04	1.71E-07	8.81E-06	0.00E+00	4.06E-08	1.05E-07	4.20E-05
LA-140	2.11E-08	8.32E-09	2.14E-09	0.00E+00	0.00E+00	0.00E+00	9.77E-05
BA-141	4.25E-07	2.91E-10	1.34E-08	0.00E+00	1.75E-10	1.77E-10	5.19E-06
LA-141	2.89E-09	8.38E-10	1.46E-10	0.00E+00	0.00E+00	0.00E+00	9.61E-05
CE-141	7.87E-08	4.80E-08	5.65E-09	0.00E+00	1.48E-08	0.00E+00	2.48E-05
BA-142	1.84E-07	1.53E-10	9.06E-09	0.00E+00	8.81E-11	9.26E-11	7.59E-07
LA-142	1.10E-09	4.04E-10	9.67E-11	0.00E+00	0.00E+00	0.00E+00	6.86E-05
CE-143	1.48E-08	9.82E-06	1.12E-09	0.00E+00	2.86E-09	0.00E+00	5.73E-05
PR-143	8.13E-08	3.04E-08	4.03E-09	0.00E+00	1.13E-08	0.00E+00	4.29E-05
CE-144	2.98E-06	1.22E-06	1.67E-07	0.00E+00	4.93E-07	0.00E+00	1.71E-04
PR-144	2.74E-10	1.06E-10	1.38E-11	0.00E+00	3.84E-11	0.00E+00	4.93E-06
ND-147	5.53E-08	5.68E-08	3.48E-09	0.00E+00	2.19E-08	0.00E+00	3.60E-05
PM-147	3.88E-07	3.27E-08	1.59E-08	0.00E+00	4.88E-08	0.00E+00	9.27E-06
PM-148M	1.65E-07	4.18E-08	3.28E-08	0.00E+00	4.80E-08	0.00E+00	5.44E-05
PM-148	6.32E-08	9.13E-09	4.60E-09	0.00E+00	1.09E-08	0.00E+00	9.74E-05
PM-149	1.38E-08	1.81E-09	7.90E-10	0.00E+00	2.20E-09	0.00E+00	4.86E-05
PM-151	6.18E-09	9.01E-10	4.56E-10	0.00E+00	1.07E-09	0.00E+00	4.17E-05
SM-151	2.90E-07	6.67E-08	1.44E-08	0.00E+00	4.53E-08	0.00E+00	5.58E-06
SM-153	7.72E-09	5.97E-09	4.58E-10	0.00E+00	1.25E-09	0.00E+00	3.12E-05
EU-152	6.74E-07	1.79E-07	1.51E-07	0.00E+00	5.02E-07	0.00E+00	1.59E-05
EU-154	2.64E-06	3.67E-07	2.20E-07	0.00E+00	9.95E-07	0.00E+00	4.58E-05
EU-155	5.42E-07	6.25E-08	3.23E-08	0.00E+00	1.40E-07	0.00E+00	8.37E-05
EU-156	1.14E-07	7.06E-08	1.12E-08	0.00E+00	3.26E-08	0.00E+00	6.67E-05
TB-160	2.59E-07	0.00E+00	3.24E-08	0.00E+00	7.37E-08	0.00E+00	3.45E-05
HO-166M	1.25E-06	2.69E-07	2.13E-07	0.00E+00	3.57E-07	0.00E+00	2.66E-05
W-181	8.85E-08	2.72E-08	3.04E-09	0.00E+00	0.00E+00	0.00E+00	3.82E-07
W-185	3.62E-06	1.13E-06	1.29E-07	0.00E+00	0.00E+00	0.00E+00	1.62E-05
W-187	9.03E-07	6.28E-07	2.17E-07	0.00E+00	0.00E+00	0.00E+00	3.69E-05
NP-239	1.11E-08	9.93E-10	5.61E-10	0.00E+00	1.98E-09	0.00E+00	2.87E-05
U-232	2.42E-02	0.00E+00	2.16E-03	0.00E+00	2.37E-03	0.00E+00	7.04E-05
U-233	5.08E-03	0.00E+00	3.87E-04	0.00E+00	1.08E-03	0.00E+00	6.51E-05

TABLE 2.1
Liquid Dose Conversion Factors (DCF): DF_{ij}
 Page 16 of 16

Nuclide	INGESTION DOSE FACTORS FOR INFANT (mrem per pCi ingested)						
	Bone	Liver	T Body	Thyroid	Kidney	Lung	GI-LLI
U-234	4.88E-03	0.00E+00	3.80E-04	0.00E+00	1.06E-03	0.00E+00	6.37E-05
U-235	4.67E-03	0.00E+00	3.56E-04	0.00E+00	9.93E-04	0.00E+00	8.10E-05
U-236	4.67E-03	0.00E+00	3.64E-04	0.00E+00	1.01E-03	0.00E+00	5.98E-05
U-237	4.95E-07	0.00E+00	1.32E-07	0.00E+00	1.23E-06	0.00E+00	2.11E-05
U-238	4.47E-03	0.00E+00	3.33E-04	0.00E+00	9.28E-04	0.00E+00	5.71E-05
NP-237	2.40E-03	1.59E-04	1.05E-04	0.00E+00	6.34E-04	0.00E+00	8.23E-05
NP-238	1.24E-07	3.12E-09	1.92E-09	0.00E+00	6.81E-09	0.00E+00	4.17E-05
PU-238	1.28E-03	1.50E-04	3.40E-05	0.00E+00	1.21E-04	0.00E+00	7.57E-05
PU-239	1.38E-03	1.55E-04	3.54E-05	0.00E+00	1.28E-04	0.00E+00	6.91E-05
PU-240	1.38E-03	1.55E-04	3.54E-05	0.00E+00	1.28E-04	0.00E+00	7.04E-05
PU-241	4.25E-05	1.76E-06	8.82E-07	0.00E+00	3.17E-06	0.00E+00	1.45E-06
PU-242	1.28E-03	1.49E-04	3.41E-05	0.00E+00	1.23E-04	0.00E+00	6.77E-05
PU-244	1.49E-03	1.71E-04	3.91E-05	0.00E+00	1.41E-04	0.00E+00	1.01E-04
AM-241	1.46E-03	1.27E-03	1.09E-04	0.00E+00	6.55E-04	0.00E+00	7.70E-05
AM-242M	1.51E-03	1.22E-03	1.13E-04	0.00E+00	6.64E-04	0.00E+00	9.69E-05
AM-243	1.44E-03	1.23E-03	1.06E-04	0.00E+00	6.36E-04	0.00E+00	9.03E-05
CM-242	1.37E-04	1.27E-04	9.10E-06	0.00E+00	2.62E-05	0.00E+00	8.23E-05
CM-243	1.40E-03	1.15E-03	8.98E-05	0.00E+00	3.27E-04	0.00E+00	8.10E-05
CM-244	1.18E-03	9.70E-04	7.59E-05	0.00E+00	2.71E-04	0.00E+00	7.84E-05
CM-245	1.79E-03	1.45E-03	1.13E-04	0.00E+00	4.32E-04	0.00E+00	7.30E-05
CM-246	1.77E-03	1.45E-03	1.13E-04	0.00E+00	4.31E-04	0.00E+00	7.17E-05
CM-247	1.73E-03	1.43E-03	1.11E-04	0.00E+00	4.24E-04	0.00E+00	9.43E-05
CM-248	1.43E-02	1.18E-02	9.16E-04	0.00E+00	3.50E-03	0.00E+00	1.52E-03
CF-252	1.22E-03	0.00E+00	2.95E-05	0.00E+00	0.00E+00	0.00E+00	2.99E-04

TABLE 2.2
Bioaccumulation Factors, BF_i
Bioaccumulation Factors to be Used in the Absence of Site-Specific Data*
 (pCi/kg per pCi/liter)

ELEMENT	FRESHWATER	
	FISH	INVERTEBRATE
H	9.0E-01	9.0E-01
C	4.6E+03	9.1E+03
NA	1.0E+02	2.0E+02
CR	2.0E+02	2.0E+03
MN	4.0E+02	9.0E+04
FE	1.0E+02	3.2E+03
CO	5.0E+01	2.0E+02
NI	1.0E+02	1.0E+02
CU	5.0E+01	4.0E+02
ZN	2.0E+03	1.0E+04
BR	4.2E+02	3.3E+02
RB	2.0E+03	1.0E+03
SR	3.0E+01	1.0E+02
Y	2.5E+01	1.0E+03
ZR	3.3E+00	6.7E+00
NB	3.0E+04	1.0E+02
MO	1.0E+01	1.0E+01
TC	1.5E+01	5.0E+00
RU	1.0E+01	3.0E+02
RH	1.0E+01	3.0E+02
**AG-110m	2.3E+00	7.70E+2
**SB	1.0E+00	1.0E+01
TE	4.0E+02	6.1E+03
I	1.5E+01	5.0E+00
CS	2.0E+03	1.0E+03
BA	4.0E+00	2.0E+02
LA	2.5E+01	1.0E+03
CE	1.0E+00	1.0E+03
PR	2.5E+01	1.0E+03
ND	2.5E+01	1.0E+03
W	1.2E+03	1.0E+01
NP	1.0E+01	4.0E+02

* Bioaccumulation factor values are taken from Reg. Guide 1.109 (Rev. 1), Table A-1j.

** Sb and Ag bioaccumulation factor value is taken from NUREG/CR-4013 LADTAP II Reference Manual.

3.0 TMI LIQUID EFFLUENT WASTE TREATMENT SYSTEM

3.1 TMI-1 Liquid Effluent Waste Treatment System

3.1.1 Description of the Liquid Radioactive Waste Treatment System (see Figure 3.1)

Reactor Coolant Train

- a. Water Sources
 - (3) Reactor Coolant Bleed Tanks (RCBT)
 - (1) Reactor Coolant Drain Tank (RCDT)
- b. Liquid Processing
 - Reactor Coolant Waste Evaporator
 - Demineralizers prior to release (see Figure 3.2)
- c. Liquid Effluent for Release
 - (2) Waste Evaporator Condensate Storage Tanks - (WECST)
- d. Dilution
 - Station Effluent Flow
 - River Flow

Miscellaneous Waste Train

- a. Water sources:
 - Auxiliary Building Sump
 - Reactor Building Sump
 - Miscellaneous Waste Storage Tank
 - Laundry Waste Storage Tank
 - Neutralizer Mixing Tank
 - Neutralizer Feed Tank
 - Used Precoat Tank
 - Borated Water Tank Tunnel Sump
 - Heat Exchanger Vault Sump
 - Tendon Access Galley Sump
 - Spent Fuel Pool Room Sump
 - TMI-2 Miscellaneous Waste Holdup Tank

- b. Liquid Processing - Miscellaneous Waste Evaporator, MWE
 - Demineralizers prior to release
(see Figure 3.2)
- c. Liquid Effluent for Release - (2) Waste Evaporator Condensate Storage Tanks- (WECST)
- d. Dilution - Station Effluent Flow
 - River Flow

3.2 Operability of the TMI-1 Liquid Effluent Waste Treatment System

3.2.1 The TMI-1 Liquid Waste Treatment System as described in Section 11 of the TMI-1 Final Safety Analysis Report is considered to be operable when one of each of the following pieces of equipment is available to perform its intended function:

- a) Miscellaneous Waste Evaporator (WDL-Z-1B) or Reactor Coolant Evaporator (WDL-Z-1A)
- b) Waste Evaporator Condensate Demineralizer (WDL-K-3 A or B)
- c) Waste Evaporator Condensate Storage Tank (WDL-T-11 A or B)
- d) Evaporator Condensate Transfer Pumps (WDL-P-14 A or B)

3.2.2 TMI-1 Representative Sampling Prior to Discharge

All liquid releases from the TMI-1 Liquid Waste Treatment System are made through the Waste Evaporator Condensate Storage Tanks. To provide thorough mixing and a representative sample, the contents of the tank are recirculated using one of the Waste Evaporator Condensate Transfer Pumps.

3.3 TMI-2 Liquid Effluent Waste Treatment System

3.3.1 Description of the TMI-2 Liquid Radioactive Waste Treatment System

The TMI-2 Liquid Radioactive Waste Treatment System has been out of service since the TMI-2 Accident in 1979. TMI-2 Liquid Radioactive Waste is processed by the TMI-1 system described in Section 3.1 prior to release. In addition, TMI-2 releases water from various sumps and tanks to the river (see Figures 1.1 and 1.2). These processes are governed by plant procedures that encompass proper sampling, sample analysis, and radiation monitoring techniques.

FIGURE 3.1
TMI-1 Liquid Radwaste

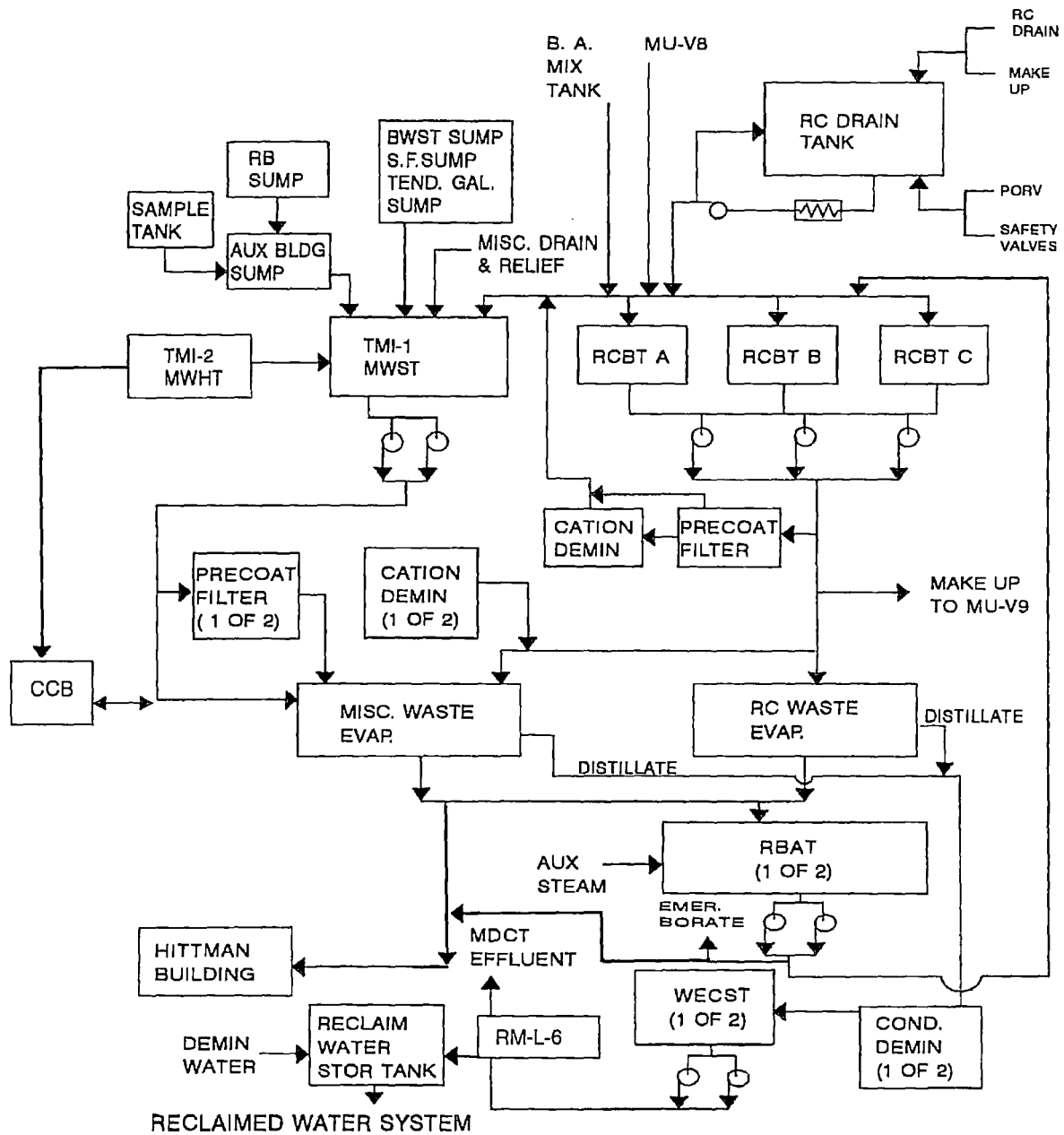
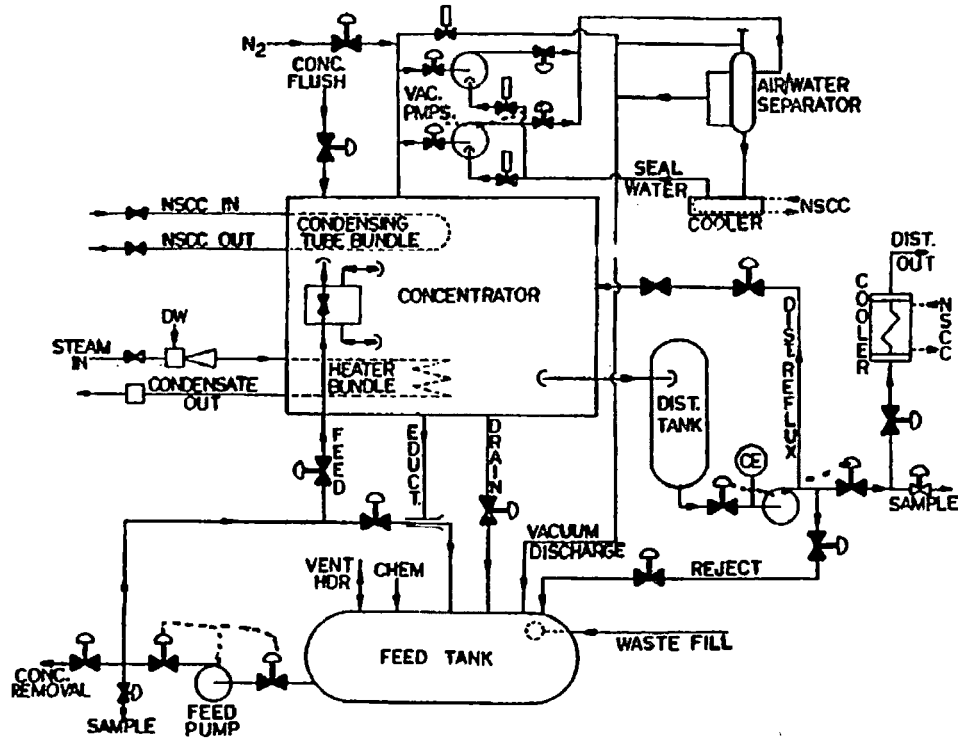


FIGURE 3.2
TMI-1 Liquid Waste Evaporators



4.0 GASEOUS EFFLUENT MONITORS

4.1 TMI-1 Noble Gas Monitor Set Points

The gaseous effluent monitor set points are established for each gaseous effluent radiation monitor to assure concentrations of radionuclides in gaseous effluents do not exceed the limits set forth in ODCM Part I Control 2.2.2.1. Table 4.1 lists Gaseous Effluent Release Points and their associated parameters; Figure 4.1 provides a Gaseous Effluent Release Pathway Diagram.

The set points are established to satisfy the more restrictive set point concentration in the following two equations:

$$500 > \sum_i (c_i)(F)(K_i)(Dv) \quad (\text{eq 4.1.1})$$

and

$$3000 > \sum_i (c_i)(L_i + 1.1 M_i)(Dv)(F) \quad (\text{eq 4.1.2})$$

Where: c_i = set point concentration based on Xe-133 equivalent, in $\mu\text{Ci/cc}$

F = gaseous effluent flowrate at the monitor, in cc/sec

K_i = total body dose factor, in mrem/yr per $\mu\text{Ci/m}^3$ from Table 4.3

Dv = highest sector annual average gaseous atmospheric dispersion factor (X/Q) at or beyond the unrestricted area boundary, in sec/m^3 , from Table 4.4 for station vent releases and Table 4.5 for all other releases, (Condenser off gas, ESF FHB, and ground releases). Maximum values presently used are $1.23\text{E-}6 \text{ sec/m}^3$ at sector NNE for station vent, and $1.30\text{E-}5 \text{ sec/m}^3$ at sector E for all other releases.

L_i = skin dose factor due to beta emissions from radionuclide i , in mrem/yr per $\mu\text{Ci/m}^3$ from Table 4.3.

M_i = air dose factor due to gamma emissions from radionuclide i , in mrad/yr per $\mu\text{Ci/m}^3$ from Table 4.3.

1.1 = mrem skin dose per mrad air dose.

500 = annual whole body dose rate limit for unrestricted areas, in mrem/yr .

3000 = annual skin dose rate limit for unrestricted areas, in mrem/yr .

The set point concentration is further reduced such that the concentration contributions from multiple release points would not combine to exceed ODCM Control limits.

The set point concentration is converted to set point scale units on each radiation monitor using appropriate calibration factors.

This section of the ODCM is implemented by the Radiation Monitor System Set Points procedure and the procedure for Releasing Radioactive Gaseous Waste.

4.2 TMI-1 Particulate and Radioiodine Monitor Set Points

Set points for monitors which detect radionuclides other than noble gases are also established to assure that concentrations of these radionuclides in gaseous effluents do not exceed the limits of ODCM Part I Control 2.2.2.1.

Set points are established so as to satisfy the following equations:

$$1500 > \sum_i (c_i)(F)(P_i)(Dv) \quad (\text{eq 4.2})$$

Where: c_i = set point concentration based on I-131 equivalent for radioiodine monitor and Sr-90 for particulate monitor, in $\mu\text{Ci/cc}$

F = gaseous effluent flow rate at the monitor, in cc/sec

P_i = pathway dose parameter, in $\text{mrem/yr per } \mu\text{Ci/m}^3$ for the inhalation pathway from Table 4.6. The dose factors are based on the actual individual organ and most restrictive age group (child) (NUREG-0133).

NOTE: Appendix A contains P_i calculational methodology.

1500 = annual dose rate limit to any organ from particulates and radioiodines and radionuclides (other than noble gases) with half lives greater than eight days in mrem/yr .

Dv = highest sector annual average gaseous dispersion factor (X/Q or D/Q) at or beyond the unrestricted area boundary from Table 4.4 for releases from the station vent and Table 4.5 for all other releases. X/Q is used for the inhalation pathway. Maximum values of X/Q presently used are $1.23\text{E-}6 \text{ sec/m}^3$ for station vent, at sector NNE, and $1.30\text{E-}5 \text{ sec/m}^3$ for all other releases, at sector E.

The set point concentration is further reduced such that concentration contributions from multiple release points would not combine to exceed ODCM Control limits.

The set point concentration is converted to set point scale units on each radiation monitor using appropriate calibration factors.

This section of the ODCM is implemented by the Radiation Monitor Systems Set Points procedure and the procedure for Releasing Radioactive Gaseous Waste.

4.3 TMI-2 Gaseous Radiation Monitor Set Points

TMI-2 Gaseous Radiation Monitors have their set points described in TMI Plant Procedure 1101-2.1. Figure 4.5 provides a gaseous effluent release pathway diagram. Table 4.2 provides TMI-2 Radiation Monitor Data.

These set points are set in accordance with the Controls delineated in Part II of this ODCM.

4.4 TMI-1 Gaseous Effluent Release Points and Gaseous Radiation Monitor Data

TMI-1 has eleven (11) required effluent gaseous radiation monitors. These are RM-A4, RM-A5, RM-A15, RM-A6, RM-A7, RM-A8, RM-A9, RM-A14, ALC-RMI-18, WHP-RIT-1, and RLM-RM-1. These gaseous release points, radiation monitors, and sample points are shown in Table 4.1.

4.4.1 RM-A4/RM-A6 Fuel Handling and Auxiliary Building Exhaust

RM-A4 is the radiation monitor for the TMI-1 Fuel Handling Building Ventilation (see Figures 4.1 and 4.2). RM-A6 is the radiation monitor for the TMI-1 Auxiliary Building Ventilation (see Figures 4.1 and 4.2). High alarms on RM-A4 or RM-A6 noble gas channels will initiate shutdown of the related building ventilation air supply system. These two radiation monitors concurrently will satisfy requirements for the Station Vent release point in place of RM-A8.

4.4.2 RM-A8 Station Ventilation Exhaust

RM-A8 is the particulate, radioiodine and gaseous radiation monitor for the TMI-1 Station Ventilation (see Figures 4.1 and 4.2). This in plant effluent radiation monitor also has an associated sampling panel with sampling lines located before the sample filters. High alarm on RM-A8 noble gas low channel will initiate shutdown of the Station Ventilation air supply systems. (The Fuel Handling and Auxiliary Building Ventilation). This radiation monitor satisfies requirements for the Station Vent release point in place of RM-A4 and RM-A6.

4.4.3 RM-A5/RM-A15 Condenser Off Gas Exhaust

RM-A5 is the gaseous radiation monitor for the TMI-1 Condenser Off Gas exhaust (see Figures 4.1 and 4.4). RM-A15 is the back up gaseous radiation monitor for the TMI-1 Condenser Off Gas exhaust (see Figures 4.1 and 4.4). High alarms on RM-A5 low channel or RM-A15 noble gas channels will initiate the MAP-5 Radioiodine Processor Station. These two radiation monitors together satisfy requirements for the Condenser Off Gas release point.

4.4.4 RM-A7 Waste Gas Decay Tank Exhaust

RM-A7 is the gaseous radiation monitor for the TMI-1 Waste Gas Decay tanks (see Figures 4.1 and 4.2). This in plant effluent radiation monitor also has an associated sampling panel. High alarm on RM-A7 noble gas channel will initiate shutdown of the Waste Gas Decay Tank release in progress. This radiation monitor satisfies requirements for batch gaseous releases to the Station Vent release point.

4.4.5 RM-A9 Reactor Building Purge Exhaust

RM-A9 is the particulate, radioiodine and gaseous radiation monitor for the TMI-1 Reactor Building Purge system (see Figures 4.1 and 4.3). This in plant effluent radiation monitor also has an associated sampling panel with sampling lines located before the sample filters. High alarm on RM-A9 noble gas low channel will initiate shutdown of the Reactor Building Purge System. This radiation monitor satisfies requirements for the Reactor Building Purge System release point.

4.4.6 RM-A14 ESF FHB Ventilation System

RM-A14 is the gaseous radiation monitor for the TMI-1 Emergency Safeguards Features (ESF) Fuel Handling Building Exhaust system (see Figures 4.1 and 4.2). This in plant effluent radiation monitor also has an associated sampling panel with sampling lines located before the sampler filters. High alarm on RM-A14 noble gas channel will initiate shutdown of the ESF Fuel Handling Building Exhaust System. This radiation monitor satisfies requirements for the ESF Fuel Handling Building Exhaust System release point.

4.4.7 ALC-RMI-18 Chemical Cleaning Facility (CCF) Ventilation Exhaust

ALC-RMI-18 is an Victoreen particulate, radioiodine, and gaseous radiation monitor for the Chemical Cleaning building exhaust. This monitor is located in the Chemical Cleaning building on the ground floor, and has an associated sample panel. Sampling for particulate activity is performed off of the monitor.

4.4.8 WHP-RIT-1 Waste Handling and Packaging Facility (WHPF) Exhaust

WHP-RIT-1 is an Eberline AMS-3 particulate radiation monitor for the TMI WHPF. The monitor is located in the Mechanical Equipment Room in the WHPF. Sampling for particulate activity is performed off of the monitor. A high alarm will initiate shutdown of the ventilation air exhaust system.

4.4.9 RLM-RM-1 Respirator Cleaning and Laundry Maintenance (RLM) Facility

RLM-RM-1 is an Eberline AMS-3 particulate radiation monitor for the TMI RLM Facility. The monitor is located in the Mechanical Equipment Room in the RLM. Sampling for particulate activity is performed off of the monitor.

4.5 TMI-2 Gaseous Effluent Release Points and Gaseous Radiation Monitor Data

TMI-2 has three (3) regulatory required gaseous effluent radiation monitors. These are HP-R-219, HP-R-219A and HP-R-225. These gaseous release points, radiation monitors, and sample points are shown in Table 4.2, and various gaseous effluent pathways are depicted in Figure 4.5.

4.5.1 HP-R-219 Station Ventilation Exhaust

HP-R-219 is a Victoreen particulate and gaseous radiation monitor for the TMI-2 ventilation exhaust. This in-plant effluent radiation monitor is located in the TMI-2 Auxiliary Building 328 foot elevation and has an associated sample panel.

4.5.2 HP-R-219A Station Ventilation Exhaust

HP-R-219A is a Victoreen particulate and gaseous radiation monitor for the TMI-2 ventilation exhaust. This in-plant effluent radiation monitor is located in the TMI-2 Auxiliary Building 328 foot elevation.

4.5.3 HP-R-225 Reactor Building Purge Air Exhaust Duct "A"

HP-R-225 is a Victoreen particulate and gaseous radiation monitor for the TMI-2 Reactor Building Purge Air Exhaust System. This in-plant effluent radiation monitor is located in the TMI-2 Auxiliary Building 328' elevation area.

4.6 Control of Gaseous Effluent Releases

TMI gaseous effluent combined releases are controlled (per ODCM Part I for TMI-1 and ODCM Part II for TMI-2) by effluent sampling and radiation monitor set points. These measures assure that releases from the various vents do not combine to produce dose rates at the site boundary exceeding the most restrictive of 500 mrem per year to the total body or 3000 mrem per year to the skin, and 1500 mrem per year to the thyroid. This is done by restricting simultaneous releases and by limiting the dose rates that may be contributed by the various vents at any time. The various vent radiation monitor set points are each based on fractions of the above limits and do not exceed the above limits when summed together. These effluent radiation monitor set points are calculated using the methodology described in equations 4.1.1, or 4.1.2 and 4.2. The actual set points are then listed in TMI-1 Operations Procedure 1101-2.1.

The radioactive content of each batch of gaseous waste is determined prior to release by sampling and analyses in accordance with ODCM Part I for TMI-1 and ODCM Part II for TMI-2. The results of pre-release analyses are used with the calculational methods in Sections 4.1 and 4.2 to assure that the dose rates at the site boundary are maintained below the limits in ODCM Part I for TMI-1 and ODCM Part II for TMI-2.

Post-release analyses of samples composited from batch and continuous releases are performed in accordance with ODCM Part I for TMI-1 and ODCM Part II for TMI-2. The results of the analyses are used to assure that the dose rates at the site boundary are maintained within the limits of ODCM Part I for TMI-1 and ODCM Part II for TMI-2.

TABLE 4.1
TMI-1 Gaseous Release Point and Gaseous Radiation Monitor Data

GASEOUS RADIATION MONITOR (DETECTOR)	LOCATION	GASEOUS RELEASE POINT	(F) FLOW RECORDER	RELEASE TERMINATION INTERLOCK (YES/NO) VALVES
RM-A4	306' Elevation Auxiliary Bldg.	Fuel Hand. Building Exhaust	AH-FR-149	YES AH-E-10 AH-D-120 AH-D-121 AH-D-122
RM-A6	306' Elevation Auxiliary Bldg.	Auxiliary Building Exhaust	AH-FR-150	YES AH-E-11
RM-A8	RMA-8/9 Bldg. Near BWST Exhaust	Station Vent	AH-FR-149 & AH-FR-150	YES WDG-V47 AH-E-10 AH-E-11 Starts MAP-5 Radioiodine Sampler
RM-A5	322' Elevation Second Floor Turbine Bldg.	Condenser Off Gas Exhaust	VA-FR-1113	YES Starts MAP-5 Radioiodine Sampler
RM-A15	322' Elevation Second Floor Turbine Bldg.	Condenser Off Gas Exhaust	VA-FR-1113	YES Starts MAP-5 Radioiodine Sampler
RM-A7	306' Elevation Auxiliary Bldg.	Waste Gas Decay Tanks (A,B,C)	WDG-FR-123	YES WDG-V47
RM-A9	RMA-8/9 Bldg. Near BWST	Reactor Building Purge Exhaust	AH-FT-909/ AH-FR-148	YES AH-V-1A/B/C/D WDL-V-534/535 Starts MAP-5 Radioiodine Sampler
RM-A14	331' Elevation ESF FHB Outside Chem. Addition Bldg.	ESF Fuel Handling Building Exhaust	AH-UR-1104A/B	NO Manual Actions only

TABLE 4.1 (Cont'd)
TMI-1 Gaseous Release Point and Gaseous Radiation Monitor Data

GASEOUS RADIATION MONITOR (DETECTOR)	LOCATION	GASEOUS RELEASE POINT	RELEASE TERMINATION INTERLOCK (YES/NO) VALVES
ALC-RMI-18	Chemical Cleaning Bldg. 304' Elevation	CCB Exhaust System (Typical flow rate is 10,000 cfm)	NONE
WHP-RIT-1	WHPF Mechanical Equipment Room	WHPF Exhaust System (Typical flow rate is 7,500 cfm)	YES WHPF Ventilation Trips
RLM-RM-1	RLM-Mechanical Equipment Room	RLM Exhaust System (Typical flow rate is 900 cfm)	NONE

TABLE 4.2
TMI-2 Gaseous Release Point and Gaseous Radiation Monitor Data

GASEOUS RADIATION MONITOR (DETECTOR)	LOCATION	GASEOUS RELEASE POINT	RELEASE TERMINATION INTERLOCK (YES/NO) VALVES
HP-R-219	328' Elevation Auxiliary Building	Station Vent Exhaust (Typical flow rate is 70,000 cfm)	NONE
HP-R-219A	328' Elevation Auxiliary Building	Station Vent Exhaust (Typical flow rate is 70,000 cfm)	NONE
HP-R-225	328' Elevation Auxiliary Building	Reactor Bldg Purge Exhaust Duct "A" (Typical flow rate is 20,000 cfm)	NONE

TABLE 4.3
Dose Factors for Noble Gases and Daughters*

Radionuclide	Gamma Total Body Dose Factor(a) K_i (mrem/yr per $\mu\text{Ci}/\text{m}^3$)	Beta Skin Dose Factor(b) L_i (mrem/yr per $\mu\text{Ci}/\text{m}^3$)	Gamma Air Dose Factor M_i (mrad/yr per $\mu\text{Ci}/\text{m}^3$)	Beta Air Dose Factor N_i (mrad/yr per $\mu\text{Ci}/\text{m}^3$)
Kr-83m	7.56E-02**	---	1.93E+01	2.88E+02
Kr-85m	1.17E+03	1.46E+03	1.23E+03	1.97E+03
Kr-85	1.61E+01	1.34E+03	1.72E+01	1.95E+03
Kr-87	5.92E+03	9.73E+03	6.17E+03	1.03E+04
Kr-88	1.47E+04	2.37E+03	1.52E+04	2.93E+03
Kr-89	1.66E+04	1.01E+04	1.73E+04	1.06E+04
Kr-90	1.56E+04	7.29E+03	1.63E+04	7.83E+03
Xe-131m	9.15E+01	4.76E+02	1.56E+02	1.11E+03
Xe-133m	2.51E+02	9.94E+02	3.27E+02	1.48E+03
Xe-133	2.94E+02	3.06E+02	3.53E+02	1.05E+03
Xe-135m	3.12E+03	7.11E+02	3.36E+03	7.39E+02
Xe-135	1.81E+03	1.86E+03	1.92E+03	2.46E+03
Xe-137	1.42E+03	1.22E+04	1.51E+03	1.27E+04
Xe-138	8.83E+03	4.13E+03	9.21E+03	4.75E+03
Ar-41	8.84E+03	2.69E+03	9.30E+03	3.28E+03

* Dose factors are for immersion exposure in uniform semi-infinite cloud of noble gas radionuclides that may be detected in gaseous effluents. Dose factor values are taken from Regulatory Guide 1.109 (Rev. 1), Table B-1.

** 7.56E-02 = 7.56×10^{-2} .

- (a) Total body dose factor for gamma penetration depth of 5 cm into the body.
 (b) Skin dose factor at a tissue depth or tissue density thickness of 7 mg/cm².

TABLE 4.4
Atmospheric Dispersion Factors for Three Mile Island

STATION VENT SECTOR AVERAGE X/Q (IN SEC/M3)	DISTANCE (IN METERS)									
	ANNUAL									
SECTOR	610	2413	4022	5631	7240	12067	24135	40225	56315	72405
N	2.12E-07	7.30E-07	4.35E-07	2.56E-07	1.84E-07	8.12E-08	3.22E-08	1.65E-08	1.07E-08	7.71E-09
NNE	3.19E-07	1.23E-06	6.02E-07	3.37E-07	2.13E-07	9.12E-08	3.45E-08	1.76E-08	1.14E-08	8.23E-09
NE	2.08E-07	3.87E-07	2.73E-07	3.76E-07	2.45E-07	1.08E-07	4.08E-08	2.08E-08	1.34E-08	9.68E-09
ENE	1.18E-07	4.36E-07	6.10E-07	3.33E-07	2.16E-07	1.08E-07	4.21E-08	2.14E-08	1.38E-08	9.96E-09
E	2.56E-07	3.80E-07	3.28E-07	3.74E-07	2.59E-07	1.11E-07	4.15E-08	2.10E-08	1.35E-08	9.70E-09
ESE	7.92E-07	5.47E-07	5.71E-07	3.47E-07	2.19E-07	9.24E-07	3.42E-08	1.72E-08	1.09E-08	7.85E-09
SE	9.50E-07	8.69E-07	6.06E-07	3.23E-07	2.06E-07	9.07E-08	3.72E-08	1.87E-08	1.20E-08	8.60E-09
SSE	4.82E-07	7.12E-07	5.00E-07	2.77E-07	1.85E-07	9.02E-08	3.38E-08	1.71E-08	1.10E-08	7.89E-09
S	8.33E-08	8.20E-08	3.05E-07	1.64E-07	1.06E-07	5.30E-08	1.99E-08	1.00E-08	6.41E-09	4.61E-09
SSW	2.61E-08	4.97E-08	2.38E-07	1.25E-07	7.96E-08	3.47E-08	1.37E-08	6.90E-09	4.42E-09	3.17E-09
SW	2.98E-08	1.78E-07	2.64E-07	1.46E-07	9.13E-08	3.92E-08	1.45E-08	7.24E-09	4.62E-09	3.31E-09
WSW	7.49E-08	4.55E-07	2.85E-07	1.51E-07	9.59E-08	4.05E-08	1.50E-08	7.51E-09	4.78E-09	3.43E-09
W	1.17E-07	2.80E-07	3.15E-07	1.82E-07	1.28E-07	6.02E-08	2.25E-08	1.14E-08	7.30E-09	5.26E-09
WNW	2.01E-07	2.70E-07	3.83E-07	2.67E-07	1.67E-07	7.13E-08	2.68E-08	1.36E-08	8.79E-09	6.35E-09
NW	1.48E-07	5.78E-07	3.83E-07	2.11E-07	1.37E-07	6.85E-08	2.66E-08	1.43E-08	9.25E-09	6.70E-09
NNW	9.13E-08	5.81E-07	3.54E-07	1.98E-07	1.34E-07	6.58E-08	2.52E-08	1.29E-08	8.33E-09	6.04E-09

STATION VENT SECTOR AVERAGE D/Q (IN M2)	DISTANCE (IN METERS)									
	ANNUAL									
SECTOR	610	2413	4022	5631	7240	12067	24135	40225	56315	72405
N	8.19E-09	1.62E-09	6.74E-10	4.88E-10	3.59E-10	1.29E-10	4.14E-11	1.72E-11	9.25E-12	5.75E-12
NNE	1.34E-08	2.84E-09	1.38E-09	6.89E-10	4.03E-10	1.42E-10	4.35E-11	1.78E-11	9.55E-12	5.93E-12
NE	7.28E-09	1.29E-09	4.55E-10	6.84E-10	4.03E-10	1.48E-10	4.55E-11	1.85E-11	9.95E-12	6.19E-12
ENE	3.69E-09	8.45E-10	7.16E-10	3.51E-10	2.19E-10	1.20E-10	3.95E-11	1.61E-11	8.68E-12	5.40E-12
E	8.16E-09	1.91E-09	7.04E-10	8.28E-10	5.35E-10	1.91E-10	5.87E-11	2.39E-11	1.30E-11	8.09E-12
ESE	2.48E-08	4.51E-09	2.47E-09	1.33E-09	7.69E-10	2.72E-10	8.33E-11	3.40E-11	1.84E-11	1.14E-11
SE	2.98E-08	4.85E-09	2.44E-09	1.14E-09	6.67E-10	2.55E-10	8.79E-11	3.57E-11	1.93E-11	1.20E-11
SSE	1.58E-08	2.51E-09	1.08E-09	5.97E-10	4.28E-10	1.94E-10	5.95E-11	2.45E-11	1.32E-11	8.20E-12
S	2.94E-09	6.13E-10	6.48E-10	3.08E-10	1.84E-10	8.81E-11	2.74E-11	1.13E-11	6.10E-12	3.79E-12
SSW	8.48E-10	2.80E-10	4.72E-10	2.20E-10	1.28E-10	4.72E-11	1.64E-11	6.68E-12	3.60E-12	2.24E-12
SW	1.51E-09	5.68E-10	5.89E-10	2.93E-10	1.67E-10	6.11E-11	1.87E-11	7.59E-12	4.09E-12	2.54E-12
WSW	2.58E-09	8.26E-10	6.63E-10	3.09E-10	1.83E-10	6.47E-11	1.99E-11	8.17E-12	4.40E-12	2.73E-12
W	5.46E-09	1.20E-09	6.34E-10	3.55E-10	2.64E-10	1.06E-10	3.28E-11	1.33E-11	7.16E-12	4.44E-12
WNW	7.60E-09	1.51E-09	8.91E-10	6.25E-10	3.57E-10	1.27E-10	3.87E-11	1.57E-11	8.46E-12	5.25E-12
NW	5.19E-09	1.02E-09	5.49E-10	2.64E-10	1.62E-10	8.34E-11	2.64E-11	1.14E-11	6.11E-12	3.79E-12
NNW	3.32E-09	7.92E-10	4.85E-10	2.32E-10	1.59E-10	7.50E-11	2.35E-11	9.63E-12	5.18E-12	3.22E-12

DATA FROM 2010 – 2015 USED IN CALCULATIONS

TABLE 4.5
Atmospheric Dispersion Factors for Three Mile Island

SECTOR	GROUND RELEASE SECTOR AVERAGE X/Q (IN SEC/M3)									ANNUAL
	610	2413	4022	5631	7240	12067	24135	40225	56315	
N	8.46E-06	1.05E-06	5.27E-07	3.35E-07	2.39E-07	1.22E-07	4.92E-08	2.55E-08	1.67E-08	1.21E-08
NNE	9.97E-06	1.23E-06	6.16E-07	3.92E-07	2.80E-07	1.42E-07	5.75E-08	2.98E-08	1.95E-08	1.42E-08
NE	1.17E-05	1.47E-06	7.32E-07	4.64E-07	3.31E-07	1.68E-07	6.76E-08	3.50E-08	2.28E-08	1.66E-08
ENE	1.20E-05	1.54E-06	7.65E-07	4.84E-07	3.45E-07	1.74E-07	7.00E-08	3.61E-08	2.34E-08	1.70E-08
E	1.30E-05	1.67E-06	8.26E-07	5.21E-07	3.70E-07	1.86E-07	7.43E-08	3.82E-08	2.47E-08	1.79E-08
ESE	1.13E-05	1.43E-06	7.00E-07	4.39E-07	3.11E-07	1.55E-07	6.12E-08	3.13E-08	2.02E-08	1.46E-08
SE	1.21E-05	1.52E-06	7.41E-07	4.64E-07	3.27E-07	1.63E-07	6.41E-08	3.27E-08	2.10E-08	1.52E-08
SSE	1.13E-05	1.44E-06	7.05E-07	4.43E-07	3.14E-07	1.57E-07	6.23E-08	3.19E-08	2.06E-08	1.49E-08
S	7.37E-06	9.52E-07	4.67E-07	2.93E-07	2.08E-07	1.04E-07	4.10E-08	2.09E-08	1.35E-08	9.74E-09
SSW	4.67E-06	6.09E-07	2.97E-07	1.86E-07	1.31E-07	6.51E-08	2.55E-08	1.30E-08	8.32E-09	5.99E-09
SW	4.67E-06	6.05E-07	2.95E-07	1.84E-07	1.30E-07	6.45E-08	2.53E-08	1.28E-08	8.23E-09	5.93E-09
WSW	5.42E-06	6.92E-07	3.39E-07	2.13E-07	1.51E-07	7.53E-08	2.98E-08	1.52E-08	9.81E-09	7.09E-09
W	8.19E-06	1.04E-06	5.15E-07	3.25E-07	2.30E-07	1.16E-07	4.60E-08	2.36E-08	1.53E-08	1.11E-08
WNW	9.23E-06	1.16E-06	5.76E-07	3.64E-07	2.59E-07	1.31E-07	5.25E-08	2.71E-08	1.76E-08	1.28E-08
NW	8.88E-06	1.10E-06	5.53E-07	2.52E-07	2.52E-07	1.29E-07	5.23E-08	2.72E-08	1.78E-08	1.30E-08
NNW	7.55E-06	9.37E-07	4.71E-07	3.01E-07	2.15E-07	1.10E-07	4.48E-08	2.33E-08	1.52E-08	1.11E-08

SECTOR	GROUND RELEASE SECTOR AVERAGE D/Q (IN M2)									ANNUAL
	610	2413	4022	5631	7240	12067	24135	40225	56315	
N	1.58E-08	1.59E-09	6.52E-10	3.60E-10	2.29E-10	9.29E-11	2.95E-11	1.20E-11	6.44E-12	4.00E-12
NNE	2.15E-08	2.17E-09	8.89E-10	4.90E-10	3.13E-10	1.27E-10	4.02E-11	1.63E-11	8.77E-12	5.45E-12
NE	1.99E-08	2.01E-09	8.26E-10	4.55E-10	2.90E-10	1.18E-10	3.73E-11	1.51E-11	8.15E-12	5.06E-12
ENE	1.76E-08	1.78E-09	7.29E-10	4.02E-10	2.56E-10	1.04E-10	3.29E-11	1.34E-11	7.19E-12	4.47E-12
E	2.57E-08	2.59E-09	1.06E-09	5.85E-10	3.73E-10	1.51E-10	4.80E-11	1.95E-11	1.05E-11	6.51E-12
ESE	3.49E-08	3.53E-09	1.45E-09	7.97E-10	5.08E-10	2.06E-10	6.53E-11	2.65E-11	1.43E-11	8.86E-12
SE	4.22E-08	4.26E-09	1.75E-09	9.62E-10	6.14E-10	2.49E-10	7.89E-11	3.20E-11	1.72E-11	1.07E-11
SSE	2.91E-08	2.93E-09	1.20E-09	6.63E-10	4.23E-10	1.71E-10	5.44E-11	2.21E-11	1.19E-11	7.37E-12
S	1.49E-08	1.50E-09	6.17E-10	3.40E-10	2.17E-10	8.79E-11	2.79E-11	1.13E-11	6.08E-12	3.78E-12
SSW	7.64E-09	7.71E-10	3.16E-10	1.74E-10	1.11E-10	4.51E-11	1.43E-11	5.80E-12	3.12E-12	1.94E-12
SW	8.06E-09	8.14E-10	3.34E-10	1.84E-10	1.17E-10	4.76E-11	1.51E-11	6.12E-12	3.29E-12	2.05E-12
WSW	9.82E-09	9.91E-10	4.07E-10	2.24E-10	1.43E-10	5.79E-11	1.84E-11	7.45E-12	4.01E-12	2.49E-12
W	1.55E-08	1.57E-09	6.43E-10	3.54E-10	2.26E-10	9.16E-11	2.91E-11	1.18E-11	6.34E-12	3.94E-12
WNW	1.87E-08	1.89E-09	7.75E-10	4.27E-10	2.72E-10	1.10E-10	3.50E-11	1.42E-11	7.64E-12	4.75E-12
NW	1.32E-08	1.33E-09	5.46E-10	3.01E-10	1.92E-10	7.77E-11	2.46E-11	1.00E-11	5.38E-12	3.34E-12
NNW	1.04E-08	1.05E-09	4.30E-10	2.37E-10	1.51E-10	6.12E-11	1.94E-11	7.88E-12	4.24E-12	2.63E-12

DATA FROM 2010 - 2015 USED IN CALCULATIONS

TABLE 4.6
Dose Parameters for Radioiodines and Radioactive
Particulate in Gaseous Effluents*

NUCLIDE	CRITICAL ORGAN	ORGAN FACTOR	Pi***	NUCLIDE	CRITICAL ORGAN	ORGAN FACTOR	Pi***
H-3**	TOTAL BODY	3.04E-07	1.12E+03	RU-103	LUNG	1.79E-04	6.62E+05
C-14	BONE	9.70E-06	3.59E+04	RU-105	GI-LLI	2.69E-05	9.95E+04
NA-24	TOTAL BODY	4.35E-06	1.61E+04	RU-106	LUNG	3.87E-03	1.43E+07
P-32	BONE	7.04E-04	2.60E+06	AG-110M	LUNG	1.48E-03	5.48E+06
CR-51	LUNG	4.59E-06	1.70E+04	TE-125M	LUNG	1.29E-04	4.77E+05
MN-54	LUNG	4.26E-04	1.58E+06	SB-125	LUNG	6.27E-04	2.32E+06
MN-56	GI-LLI	3.33E-05	1.23E+05	TE-127M	LUNG	4.00E-04	1.48E+06
FE-55	LUNG	3.00E-05	1.11E+05	TE-127	GI-LLI	1.52E-05	5.62E+04
FE-59	LUNG	3.43E-04	1.27E+06	TE-129M	LUNG	4.76E-04	1.76E+06
CO-58	LUNG	2.99E-04	1.11E+06	TE-129	GI-LLI	6.89E-06	2.55E+04
CO-60	LUNG	1.91E-03	7.07E+06	TE-131M	GI-LLI	8.32E-05	3.08E+05
NI-63	BONE	2.22E-04	8.21E+05	TE-131	LUNG	5.55E-07	2.05E+03
NI-65	GI-LLI	2.27E-05	8.40E+04	TE-132	LUNG	1.02E-04	3.77E+05
CU-64	GI-LLI	9.92E-06	3.67E+04	I-130	THYROID	4.99E-04	1.85E+06
ZN-65	LUNG	2.69E-04	9.95E+05	I-131	THYROID	4.39E-03	1.62E+07
ZN-69	GI-LLI	2.75E-06	1.02E+04	I-132	THYROID	5.23E-05	1.94E+05
BR-83	TOTAL BODY	1.28E-07	4.74E+02	I-133	THYROID	1.04E-03	3.85E+06
BR-84	TOTAL BODY	1.48E-07	5.48E+02	I-134	THYROID	1.37E-05	5.07E+04
BR-85	TOTAL BODY	6.84E-09	2.53E+01	I-135	THYROID	2.14E-04	7.92E+05
RB-86	LIVER	5.36E-05	1.98E+05	CS-134	LIVER	2.74E-04	1.01E+06
RB-88	LIVER	1.52E-07	5.62E+02	CS-136	LIVER	4.62E-05	1.71E+05
RB-89	LIVER	9.33E-08	3.45E+02	CS-137	BONE	2.45E-04	9.07E+05
SR-89	LUNG	5.89E-04	2.16E+06	CS-138	LIVER	2.27E-07	8.40E+02
SR-90	BONE	2.73E-02	1.01E+08	BA-139	GI-LLI	1.56E-05	5.77E+04
SR-91	GI-LLI	4.70E-05	1.74E+05	BA-140	LUNG	4.71E-04	1.74E+06
SR-92	GI-LLI	6.55E-05	2.42E+05	BA-141	LUNG	7.89E-07	2.92E+03
Y-90	GI-LLI	7.24E-05	2.68E+05	BA-142	LUNG	4.44E-07	1.64E+03
Y-91M	LUNG	7.60E-07	2.81E+03	LA-140	GI-LLI	6.10E-05	2.26E+05
Y-91	LUNG	7.10E-04	2.63E+06	LA-142	GI-LLI	2.05E-05	7.59E+04
Y-92	GI-LLI	6.46E-05	2.39E+05	CE-141	LUNG	1.47E-04	5.44E+05
Y-93	GI-LLI	1.05E-04	3.89E+05	CE-143	GI-LLI	3.44E-05	1.27E+05
ZR-95	LUNG	6.03E-04	2.23E+06	CE-144	LUNG	3.23E-03	1.20E+07
ZR-97	GI-LLI	9.49E-05	3.51E+05	PR-143	LUNG	1.17E-04	4.33E+05
NB-95	LUNG	1.66E-04	6.14E+05	PR-144	LUNG	4.23E-07	1.57E+03
MO-99	LUNG	3.66E-05	1.35E+05	ND-147	LUNG	8.87E-05	3.28E+05
TC-99M	GI-LLI	1.30E-06	4.81E+03	W-187	GI-LLI	2.46E-05	9.10E+04
TC-101	LUNG	1.58E-07	5.85E+02	NP-239	GI-LLI	1.73E-05	6.40E+04

* The listed dose parameters are for radionuclides, other than noble gases that may be detected in gaseous effluents. Pi factors include all nonatmospheric pathway transport parameters, the receptor's usage of pathway media, and are based on the most restrictive age group (child) critical organ. Additional dose parameters for nuclides not included in this Table may be calculated using the methodology described in NUREG-0133.

** Tritium dose factors include an increase of 50% to account for the additional amount of this nuclide absorbed through the skin.

*** mrem/year per $\mu\text{Ci}/\text{m}^3$.

FIGURE 4.1
TMI-1 Gaseous Effluent Pathways

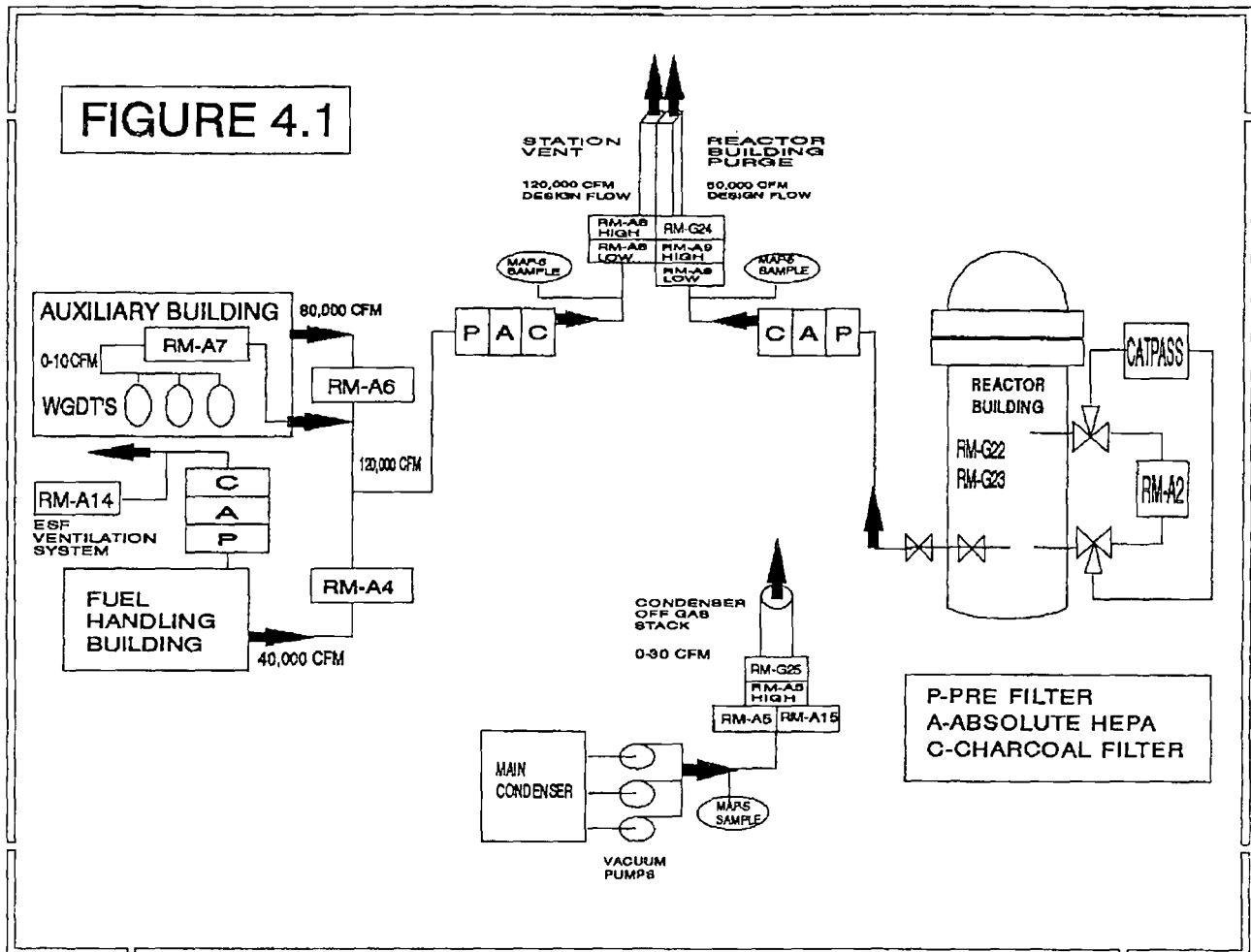


FIGURE 4.2
TMI-1 Auxiliary and Fuel Handling Buildings Effluent Pathways

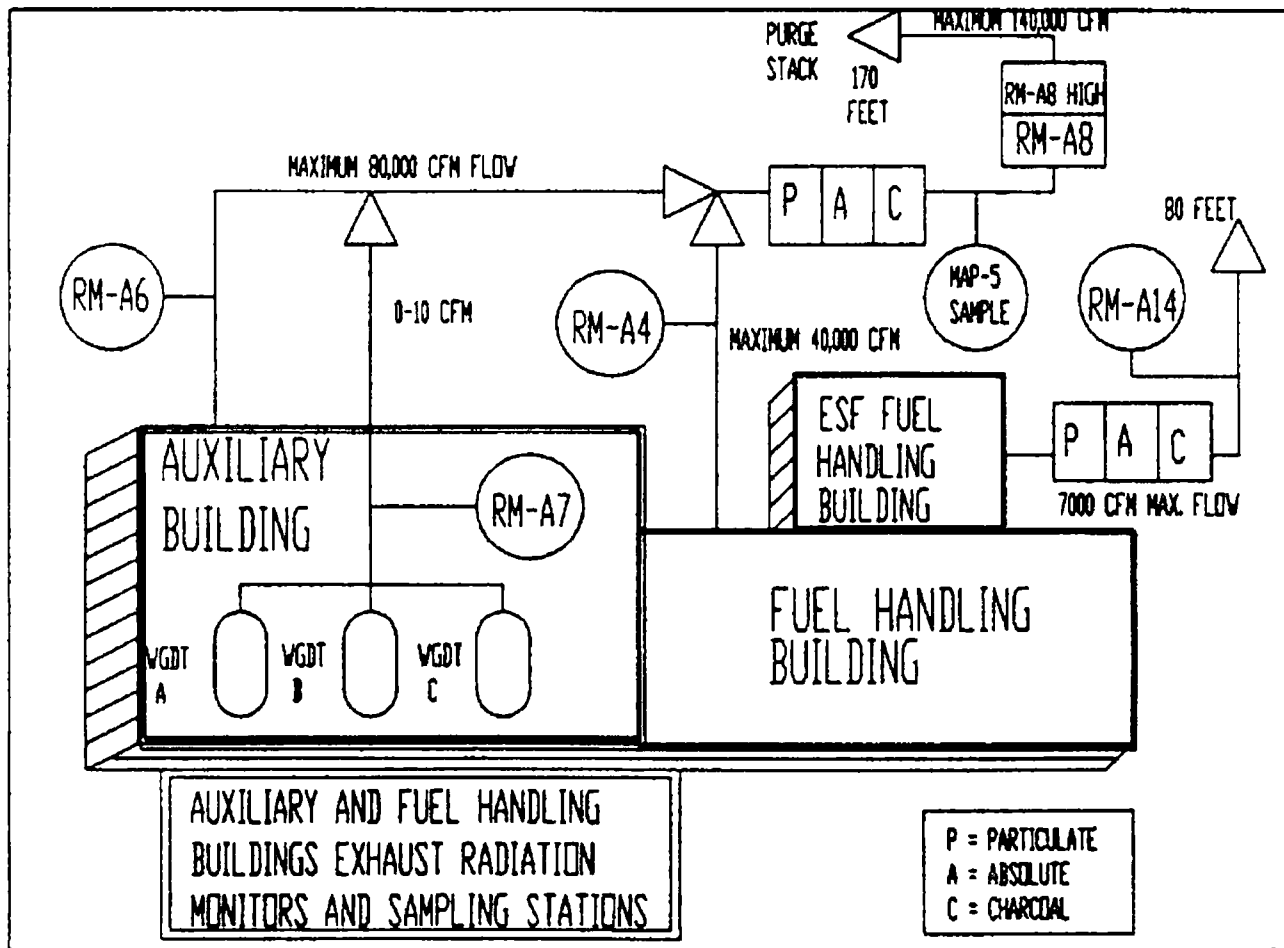


FIGURE 4.3
TMI-1 Reactor Building Effluent Pathway

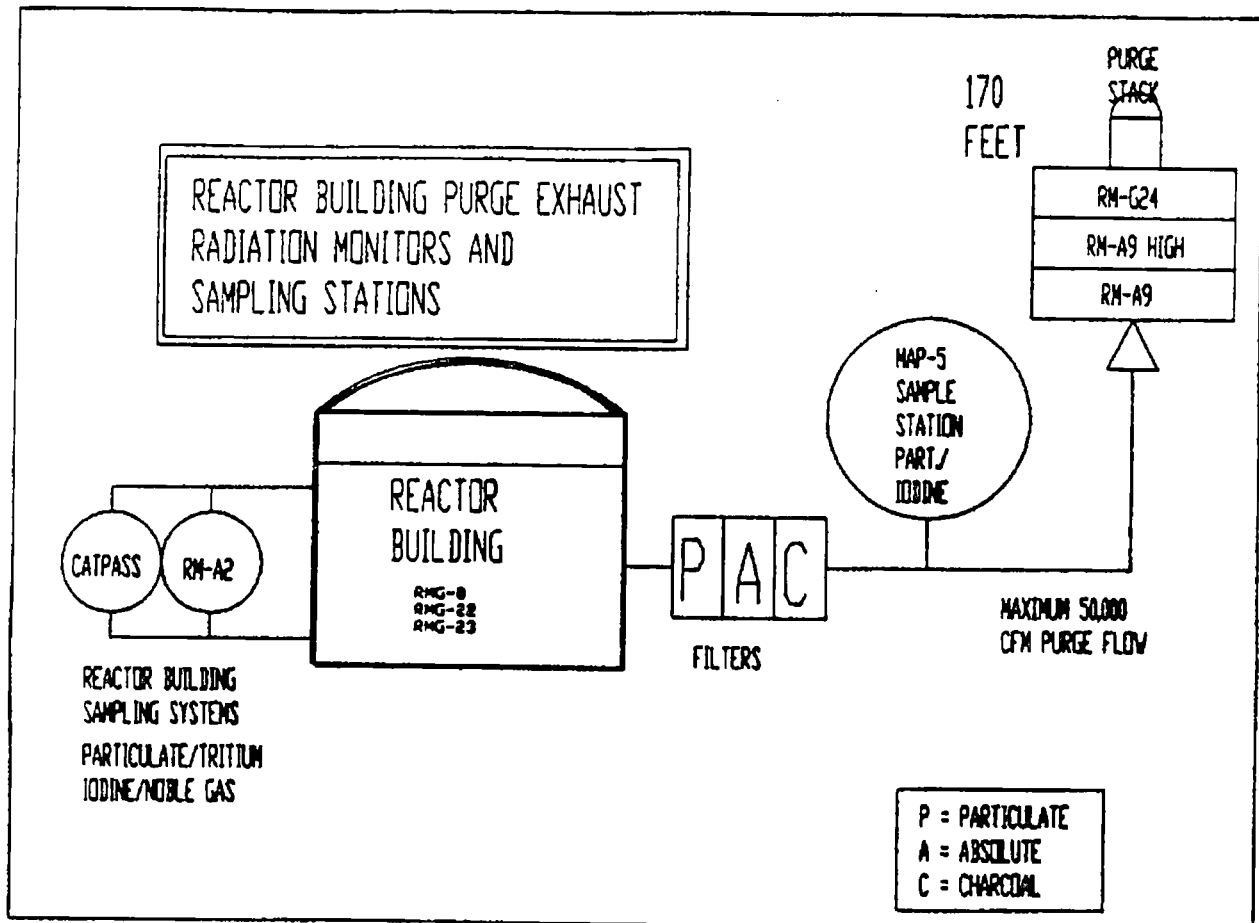


FIGURE 4.4
TMI-1 Condenser Offgas Effluent Pathway

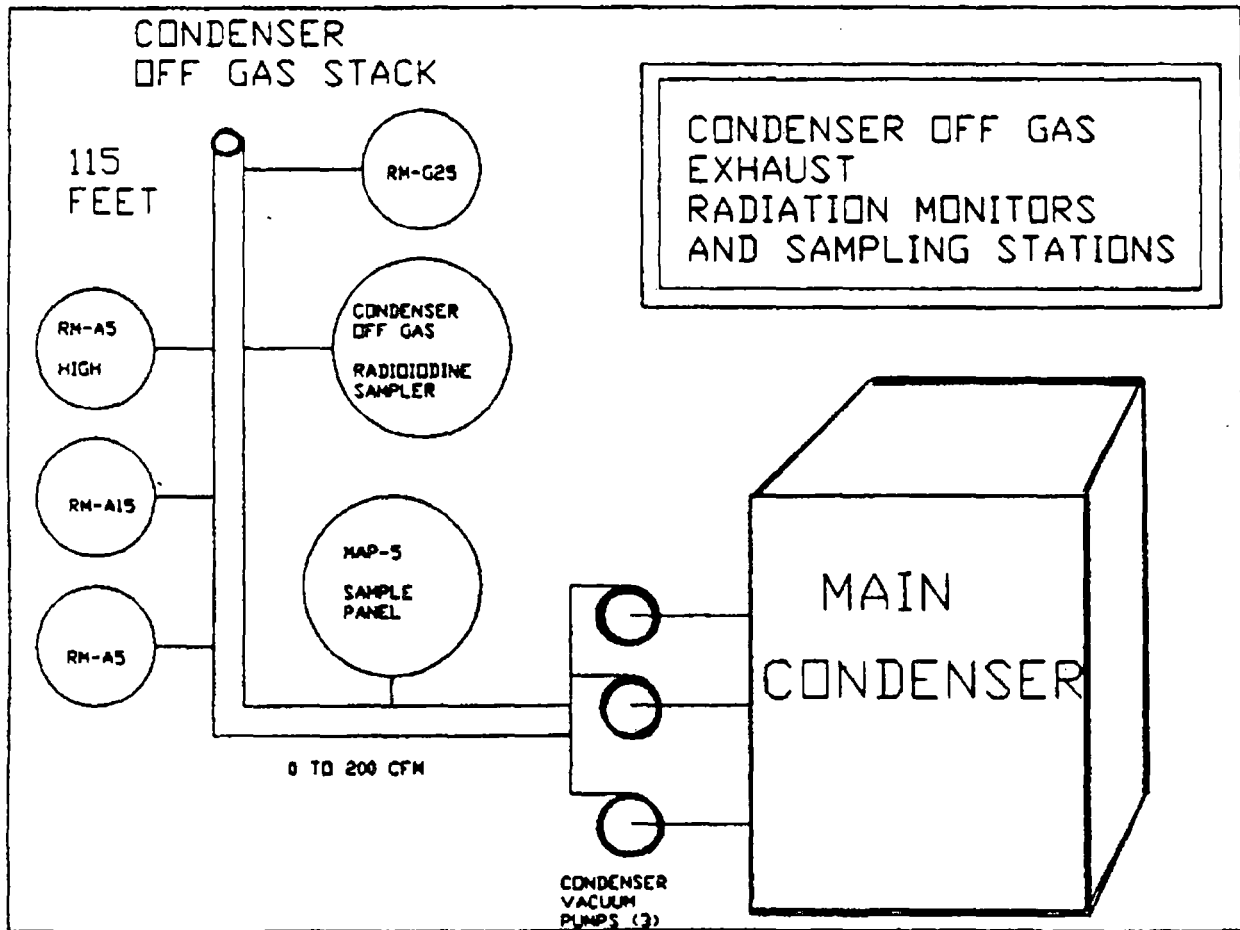
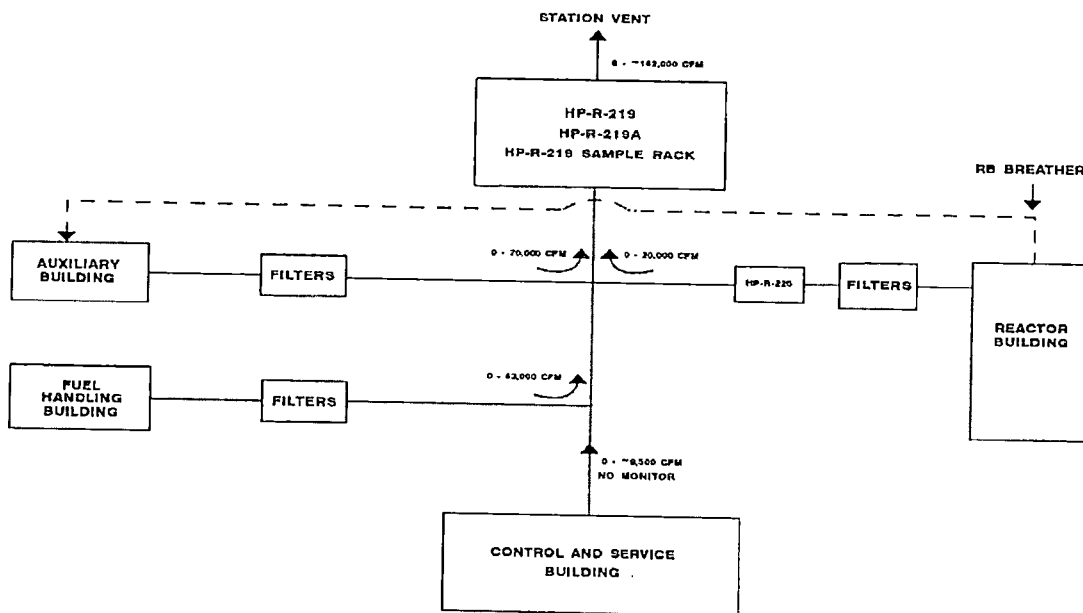


FIGURE 4.5
TMI-2 Gaseous Effluent Filtration System/Pathways



UNIT 2 EXHAUST AIR FLOW AND RMS SCHEMATIC

5.0 GASEOUS EFFLUENT DOSE ASSESSMENT

5.1 Gaseous Effluents - Instantaneous Release Limits

5.1.1 Noble Gases

For noble gases, the following equations apply for total body and skin dose rate at the unrestricted area boundary:

5.1.1.1 Total Body

$$\text{Dose Rate}_{\text{tb}} = \sum_i (K_i) \times (Dv) \times (Q_i) \quad (\text{eq 5.1.1.1})$$

Where:

Dose Rate b = instantaneous total body dose rate limit, at the site boundary, in mrem/yr.

K_i = total body dose factor due to gamma emissions for each identified noble gas radionuclide, in mrem/yr per $\mu\text{Ci}/\text{m}^3$ from Table 4.3.

Dv = highest sector annual average gaseous dispersion factor (X/Q) at or beyond the unrestricted area boundary, in sec/m^3 , from Table 4.4 for station vent releases; and Table 4.5 for all other releases (Condenser Off Gas, ESF FHB, and ground releases). Maximum values presently in use are $1.23\text{E}-6 \text{ sec}/\text{m}^3$ at sector NNE for station vent, and $1.30\text{E}-5 \text{ sec}/\text{m}^3$ for all other releases at sector E.

Q_i = Release rate of radionuclide, i , in $\mu\text{Ci}/\text{sec}$ as determined by sampling and analysis. Calculated using the concentration of noble gas radionuclide, i , in $\mu\text{Ci}/\text{cc}$, times the release pathway flow rate, in cc/second .

5.1.1.2 Skin

$$\text{Dose Rate}_{\text{sk}} = \sum_i (L_i + 1.1 M_i) \times (Dv) \times (Q_i) \quad (\text{eq 5.1.1.2})$$

Where:

$\text{Dose Rate}_{\text{sk}}$ = instantaneous mrem/year skin dose rate limit, at the site boundary, in mrem/yr.

L_i = skin dose factor due to beta emissions for each identified noble gas radionuclide, in mrem/yr per $\mu\text{Ci}/\text{m}^3$ from Table 4.3.

M_i = air dose factor due to gamma emissions for each identified noble gas radionuclide, in mrad/yr per $\mu\text{Ci}/\text{m}^3$ from Table 4.3.

1.1 = mrem skin dose per mrad air dose. Converts air dose to skin dose.

Q_i = release rate of radionuclide, i , in $\mu\text{Ci}/\text{sec}$, as determined by sampling and analysis. Calculated using the concentration of noble gas radionuclide, i , in $\mu\text{Ci}/\text{cc}$, times the release pathway flow rate, in cc/second.

Dv = highest sector annual average gaseous dispersion factor (X/Q) at or beyond the unrestricted area boundary, in sec/m^3 , from Table 4.4 for station vent releases; and Table 4.5 for all other releases (Condenser Off Gas, ESF FHB, and ground releases). Maximum values presently in use are $1.23\text{E}-6 \text{ sec}/\text{m}^3$ at sector NNE for station vent, and $1.30\text{E}-5 \text{ sec}/\text{m}^3$ for all other releases at E.

5.1.2 Iodine-131, Iodine-133, Tritium and Radionuclides in Particulate Form, with Half-Lives Greater than 8 Days

For I-131, I-133, Tritium and Radionuclides in Particulate Form, with half-lives greater than 8 days, the following equation applies:

$$\text{Dose Rate}_{IP} = \sum_i (P_i) (D_v) (Q_i) \quad (\text{eq 5.1.2})$$

Where:

Dose Rate_{IP} = mrem/year organ dose rate.

P_i = dose parameter for I-131, I-133, Tritium and Radionuclides in Particulate Form, with half-lives greater than 8 days, for the inhalation pathway, in mrem/yr per μCi/m³, from Table 4.6. The dose factors are based on the critical individual organ and most restrictive age group (child).

D_v = highest sector annual average gaseous dispersion factor (X/Q or D/Q) at or beyond the unrestricted area boundary, in sec/m³, from Table 4.4 for the station vent releases and Table 4.5 for all other releases. X/Q is used for the inhalation pathway. Maximum values of X/Q presently used are 1.23E-6 sec/m³ for station vent, at sector NNE, and 1.30E-5 sec/m³ for all other releases at sector E.

Q_i = release rate of each radionuclide, i, in μCi/sec. Calculated using the concentration of each radionuclide, i, in μCi/cc, times the release pathway flow rate, in cc/second.

5.2 Gaseous Effluents - 10 CFR 50 Appendix I

5.2.1 Noble Gases

The air dose in an unrestricted area due to noble gases released in gaseous effluents from the site is determined using the following expressions:

$$\text{Dose } \Gamma = (3.17\text{E-}8) \times \sum_i (M_i) \times (Dv) \times (Q_i) \quad (\text{eq 5.2.1})$$

and

$$\text{Dose } \beta = (3.17\text{E-}8) \times \sum_i (N_i) \times (Dv) \times (Q_i) \quad (\text{eq 5.2.2})$$

Where:

Dose Γ = mrad gamma air dose due to gamma emissions from noble gas radionuclides.

Dose β = mrad beta air dose due to beta emissions from noble gas radionuclides.

M_i = air dose factor due to gamma emissions for each identified noble gas radionuclide, in mrad/yr per $\mu\text{Ci}/\text{m}^3$, from Table 4.3.

N_i = air dose factor due to beta emissions for each identified noble gas radionuclide, in mrad/yr per $\mu\text{Ci}/\text{m}^3$, from Table 4.3.

Dv = highest sector annual average gaseous dispersion factor, X/Q , at or beyond the unrestricted area boundary, in sec/m^3 . Values may be read or interpolated from Table 4.4 for releases from the station vent and Table 4.5 for all other releases. Maximum values of X/Q presently used are $1.23\text{E-}6 \text{ sec}/\text{m}^3$ for station vent at sector NNE, and $1.30\text{E-}5 \text{ sec}/\text{m}^3$ for all other releases at sector E.

Q_i = release of noble gas radionuclide, i , in μCi , over the specified time period, ($\mu\text{Ci}/\text{second} \times \text{seconds}$).

$3.17\text{E-}8$ = inverse of the number of seconds in a year.

NOTE: If the methodology in this section is used in determining dose to an individual, rather than air dose due to noble gases, substitute K_i from Table 4.3, for M_i , and $(L_i + 1.1 M_i)$ for N_i .

5.2.2 Iodine-131, Iodine-133, Tritium and Radionuclides in Particulate Form, with Half-Lives Greater than 8 Days

The dose to an individual from I-131, I-133, Tritium and Radionuclides in Particulate Form with half-lives greater than 8 days in gaseous effluents released from the site to an unrestricted area is determined by solving the following expression:

$$\text{Dose}_o = \sum_i (3.17\text{E-}8) \times \sum_i (R_i) (Dv) (Q_i) \quad (\text{eq 5.2.2})$$

Where:

Dose_o = dose to all real pathways, p, to organ, o, of an individual in age group, a, from I-131, I-133, Tritium and Radionuclides in Particulate Form, with half-lives greater than 8 days, in mrem, during any desired time period.

R_i = the dose factor for each identified radionuclide, i, pathway, p, age group, a, and organ, o, in mrem/yr per $\mu\text{Ci}/\text{m}^3$ for the inhalation pathway and m^2 - mrem/yr per $\mu\text{Ci}/\text{sec}$ for other pathways, from Tables 5.2 to 5.7.

NOTE: When condenser offgas activity in μCi is above detectable limits, it is multiplied by 1.05 to account for an additional 5 percent activity released due to the Aux Condenser, Gland Seal Exhaust, Emergency Feedwater or the Turbine Building IAW Reference 9.11.

NOTE: Tritium, H-3, dose factor is mrem/year per $\mu\text{Ci}/\text{m}^3$ for all pathways.

Dv = highest sector annual average gaseous dispersion factor (X/Q) at or beyond the unrestricted area boundary, in sec/m^3 , for the inhalation pathway, and D/Q , in m^2 , for other pathways. Table 4.4 is used to derive the values for station vent releases and Table 4.5 is used to derive the values for all other releases. The values used to calculate site boundary and critical receptor doses are as follows:

Station Vent Releases – Boundary

Inhalation X/Q	1.23E-6 in sector NNE
Ground D/Q	2.98E-8 in sector SE

Station Vent Releases - Critical Receptor

Inhalation X/Q	1.04E-6 in sector SE
Ground D/Q	1.84E-8 in sector SE
Meat D/Q	7.45E-9 in sector ESE
X/Q	6.62E-7 in sector ESE
Vegetation D/Q	8.68E-9 in sector SSE
X/Q	6.30E-7 in sector SSE
Cow/Milk/Infant D/Q	5.45E-9 in sector SE
X/Q	8.87E-7 in section SE

Ground or Other Releases - Boundary

Inhalation X/Q	1.30E-5 in sector E
Ground D/Q	4.22E-8 in sector SE

Ground or Other Releases - Critical Receptor

Inhalation X/Q	1.04E-5 in sector E
Ground D/Q	2.06E-8 in sector E
Meat D/Q	5.84E-9 in sector ESE
X/Q	2.16E-6 in sector ESE
Vegetation D/Q	1.66E-8 in sector E
X/Q	8.43E-6 in sector E
Cow/Milk/Infant D/Q	4.63E-9 in sector SE
X/Q	1.63E-6 in sector SE

$D_v(\text{H-3})$ = In the case of H-3 only the X/Q 's above are used for all pathways.

Q_i = release of I-131, I-133, Tritium and Radionuclides, i , in Particulate Form with half-lives greater than 8 days, in μCi , cumulative over the specified time period ($\mu\text{Ci}/\text{second} * \text{seconds}$).

$3.17\text{E-}8$ = inverse of the number of seconds in a year.

5.3 Gaseous Radioactive System Dose Calculations Once per Month

ODCM Part I Control 2.2.2.4 and TMI-2 PDMS Tech Spec Section 6.7.4.a.6 requires that appropriate subsystem of the Gaseous Radwaste Treatment System shall be used to reduce the radioactive materials in gaseous waste prior to their discharge. When the monthly projected doses due to the gaseous effluent releases from the site would exceed:

0.2 mrad to air from gamma radiation; or

0.4 mrad to air from beta radiation; or

0.3 mrem to any organ.

The following calculational method is provided for performing this dose projection.

At least once per month the gamma air dose, beta air dose and the maximum organ dose for the quarter-to-date will be divided by the number of days into the quarter and multiplied by 31. Also, this dose projection shall include the estimated dose due to any anticipated unusual release during the period for which the projection is made. If these projected doses exceed any of the values listed above, appropriate portions of the TMI-1 Gaseous Waste Treatment System, as defined in Section 6.0, or appropriate portions of the TMI-2 Gaseous Effluent Filtration System as shown on Figure 4.5, shall be used to reduce radioactivity levels prior to release.

At the discretion of the ODCM Specialist, time periods other than the current quarter-to-date may be used to project doses if the dose per day in the current quarter-to-date is not believed to be representative of the dose per day projected for the next month.

TABLE 5.2.1
Pathway Dose Factors, R_i

AGE GROUP: INFANT PATHWAY: INHALATION

NUCLIDE	ORGAN DOSE FACTORS; mrem/year per $\mu\text{Ci}/\text{m}^3$						
	BONE	LIVER	T.BODY	THYROID	KIDNEY	LUNG	GI-LLI
H-3	0.00E+00	6.47E+02	6.47E+02	6.47E+02	6.47E+02	6.47E+02	6.47E+02
C-14	2.65E+04	5.31E+03	5.31E+03	5.31E+03	5.31E+03	5.31E+03	5.31E+03
CR-51	0.00E+00	0.00E+00	8.95E+01	5.75E+01	1.32E+01	1.28E+04	3.57E+02
MN-54	0.00E+00	2.53E+04	4.98E+03	0.00E+00	4.98E+03	1.00E+06	7.06E+03
FE-55	1.97E+04	1.17E+04	3.33E+03	0.00E+00	0.00E+00	8.69E+04	1.09E+03
FE-59	1.36E+04	2.35E+04	9.48E+03	0.00E+00	0.00E+00	1.02E+06	2.48E+04
CO-58	0.00E+00	1.22E+03	1.82E+03	0.00E+00	0.00E+00	7.77E+05	1.11E+04
CO-60	0.00E+00	8.02E+03	1.18E+04	0.00E+00	0.00E+00	4.51E+06	3.19E+04
NI-63	3.39E+05	2.04E+04	1.16E+04	0.00E+00	0.00E+00	2.09E+05	2.42E+03
ZN-65	1.93E+04	6.26E+04	3.11E+04	0.00E+00	3.25E+04	6.47E+05	5.14E+04
RB-86	0.00E+00	1.90E+05	8.82E+04	0.00E+00	0.00E+00	0.00E+00	3.04E+03
SR-89	3.98E+05	0.00E+00	1.14E+04	0.00E+00	0.00E+00	2.03E+06	6.40E+04
SR-90	4.09E+07	0.00E+00	2.59E+06	0.00E+00	0.00E+00	1.12E+07	1.31E+05
Y-91	5.88E+05	0.00E+00	1.57E+04	0.00E+00	0.00E+00	2.45E+06	7.03E+04
ZR-95	1.15E+05	2.79E+04	2.03E+04	0.00E+00	3.11E+04	1.75E+06	2.17E+04
NB-95	1.57E+04	6.43E+03	3.78E+03	0.00E+00	4.72E+03	4.79E+05	1.27E+04
RU-103	2.02E+03	0.00E+00	6.79E+02	0.00E+00	4.24E+03	5.52E+05	1.61E+04
RU-106	8.68E+04	0.00E+00	1.09E+04	0.00E+00	1.07E+05	1.16E+07	1.64E+05
AG-110M	9.98E+03	7.22E+03	5.00E+03	0.00E+00	1.09E+04	3.67E+06	3.30E+04
TE-125M	4.76E+03	1.99E+03	6.58E+02	1.62E+03	0.00E+00	4.47E+05	1.29E+04
TE-127M	1.67E+04	6.90E+03	2.07E+03	4.87E+03	3.75E+04	1.31E+06	2.73E+04
TE-129M	1.41E+04	6.09E+03	2.23E+03	5.47E+03	3.18E+04	1.68E+06	6.90E+04
I-131	3.79E+04	4.44E+04	1.96E+04	1.48E+07	5.18E+04	0.00E+00	1.06E+03
I-133	1.32E+04	1.92E+04	5.60E+03	3.56E+06	2.24E+04	0.00E+00	2.16E+03
CS-134	3.96E+05	7.03E+05	7.45E+04	0.00E+00	1.90E+05	7.97E+04	1.33E+03
CS-136	4.83E+04	1.35E+05	5.29E+04	0.00E+00	5.64E+04	1.18E+04	1.43E+03
CS-137	5.49E+05	6.12E+05	4.55E+04	0.00E+00	1.72E+05	7.13E+04	1.33E+03
BA-140	5.60E+04	5.60E+01	2.90E+03	0.00E+00	1.34E+01	1.60E+06	3.84E+04
CE-141	2.77E+04	1.67E+04	1.99E+03	0.00E+00	5.25E+03	5.17E+05	2.16E+04
CE-144	3.19E+06	1.21E+06	1.76E+05	0.00E+00	5.38E+05	9.84E+06	1.48E+05
PR-143	1.40E+04	5.24E+03	6.99E+02	0.00E+00	1.97E+03	4.33E+05	3.72E+04
ND-147	7.94E+03	8.13E+03	5.00E+02	0.00E+00	3.15E+03	3.22E+05	3.12E+04

TABLE 5.2.2
Pathway Dose Factors, R_i

AGE GROUP: CHILD PATHWAY: INHALATION

NUCLIDE	ORGAN DOSE FACTORS; mrem/year per $\mu\text{Ci}/\text{m}^3$						
	BONE	LIVER	T.BODY	THYROID	KIDNEY	LUNG	GI-LLI
H-3	0.00E+00	1.12E+03	1.12E+03	1.12E+03	1.12E+03	1.12E+03	1.12E+03
C-14	3.59E+04	6.73E+03	6.73E+03	6.73E+03	6.73E+03	6.73E+03	6.73E+03
CR-51	0.00E+00	0.00E+00	1.54E+02	8.55E+01	2.43E+01	1.70E+04	1.08E+03
MN-54	0.00E+00	4.29E+04	9.51E+03	0.00E+00	1.00E+04	1.58E+06	2.29E+04
FE-55	4.74E+04	2.52E+04	7.77E+03	0.00E+00	0.00E+00	1.11E+05	2.87E+03
FE-59	2.07E+04	3.34E+04	1.67E+04	0.00E+00	0.00E+00	1.27E+06	7.07E+04
CO-58	0.00E+00	1.77E+03	3.16E+03	0.00E+00	0.00E+00	1.11E+06	3.44E+04
CO-60	0.00E+00	1.31E+04	2.26E+04	0.00E+00	0.00E+00	7.07E+06	9.62E+04
NI-63	8.21E+05	4.63E+04	2.80E+04	0.00E+00	0.00E+00	2.75E+05	6.33E+03
ZN-65	4.26E+04	1.13E+05	7.03E+04	0.00E+00	7.14E+04	9.95E+05	1.63E+04
RB-86	0.00E+00	1.98E+05	1.14E+05	0.00E+00	0.00E+00	0.00E+00	7.99E+03
SR-89	5.99E+05	0.00E+00	1.72E+04	0.00E+00	0.00E+00	2.16E+06	1.67E+05
SR-90	1.01E+08	0.00E+00	6.44E+06	0.00E+00	0.00E+00	1.48E+07	3.43E+05
Y-91	9.14E+05	0.00E+00	2.44E+04	0.00E+00	0.00E+00	2.63E+06	1.84E+05
ZR-95	1.90E+05	4.18E+04	3.70E+04	0.00E+00	5.96E+04	2.23E+06	6.11E+04
NB-95	2.35E+04	9.18E+03	6.55E+03	0.00E+00	8.62E+03	6.14E+05	3.70E+04
RU-103	2.79E+03	0.00E+00	1.07E+03	0.00E+00	7.03E+03	6.62E+05	4.48E+04
RU-106	1.36E+05	0.00E+00	1.69E+04	0.00E+00	1.84E+05	1.43E+07	4.29E+05
AG-110M	1.69E+04	1.14E+04	9.14E+03	0.00E+00	2.12E+04	5.48E+06	1.00E+05
TE-125M	6.73E+03	2.33E+03	9.14E+02	1.92E+03	0.00E+00	4.77E+05	3.38E+04
TE-127M	2.49E+04	8.55E+03	3.02E+03	6.07E+03	6.36E+04	1.48E+06	7.14E+04
TE-129M	1.92E+04	6.85E+03	3.04E+03	6.33E+03	5.03E+04	1.76E+06	1.82E+05
I-131	4.81E+04	4.81E+04	2.73E+04	1.62E+07	7.88E+04	0.00E+00	2.84E+03
I-133	1.66E+04	2.03E+04	7.70E+03	3.85E+06	3.38E+04	0.00E+00	5.48E+03
CS-134	6.51E+05	1.01E+06	2.25E+05	0.00E+00	3.30E+05	1.21E+05	3.85E+03
CS-136	6.51E+04	1.71E+05	1.16E+05	0.00E+00	9.55E+04	1.45E+04	4.18E+03
CS-137	9.07E+05	8.25E+05	1.28E+05	0.00E+00	2.82E+05	1.04E+05	3.62E+03
BA-140	7.40E+04	6.48E+01	4.33E+03	0.00E+00	2.11E+01	1.74E+06	1.02E+05
CE-141	3.92E+04	1.95E+04	2.90E+03	0.00E+00	8.55E+03	5.44E+05	5.66E+04
CE-144	6.77E+06	2.12E+06	3.61E+05	0.00E+00	1.17E+06	1.20E+07	3.89E+05
PR-143	1.85E+04	5.55E+03	9.14E+02	0.00E+00	3.00E+03	4.33E+05	9.73E+04
ND-147	1.08E+04	8.73E+03	6.81E+02	0.00E+00	4.81E+03	3.28E+05	8.21E+04

TABLE 5.2.3
Pathway Dose Factors, R_i

AGE GROUP: TEEN PATHWAY: INHALATION

NUCLIDE	ORGAN DOSE FACTORS; mrem/year per $\mu\text{Ci}/\text{m}^3$						
	BONE	LIVER	T.BODY	THYROID	KIDNEY	LUNG	GI-LLI
H-3	0.00E+00	1.27E+03	1.27E+03	1.27E+03	1.27E+03	1.27E+03	1.27E+03
C-14	2.60E+04	4.87E+03	4.87E+03	4.87E+03	4.87E+03	4.87E+03	4.87E+03
CR-51	0.00E+00	0.00E+00	1.35E+02	7.50E+01	3.07E+01	2.10E+04	3.00E+03
MN-54	0.00E+00	5.11E+04	8.40E+03	0.00E+00	1.27E+04	1.98E+06	6.68E+04
FE-55	3.34E+04	2.38E+04	5.54E+03	0.00E+00	0.00E+00	1.24E+05	6.39E+03
FE-59	1.59E+04	3.70E+04	1.43E+04	0.00E+00	0.00E+00	1.53E+06	1.78E+05
CO-58	0.00E+00	2.07E+03	2.78E+03	0.00E+00	0.00E+00	1.34E+06	9.52E+04
CO-60	0.00E+00	1.51E+04	1.98E+04	0.00E+00	0.00E+00	8.72E+06	2.59E+05
NI-63	5.80E+05	4.34E+04	1.98E+04	0.00E+00	0.00E+00	3.07E+05	1.42E+04
ZN-65	3.86E+04	1.34E+05	6.24E+04	0.00E+00	8.64E+04	1.24E+06	4.66E+04
RB-86	0.00E+00	1.90E+05	8.40E+04	0.00E+00	0.00E+00	0.00E+00	1.77E+04
SR-89	4.34E+05	0.00E+00	1.25E+04	0.00E+00	0.00E+00	2.42E+06	3.71E+05
SR-90	1.08E+08	0.00E+00	6.68E+06	0.00E+00	0.00E+00	1.65E+07	7.65E+05
Y-91	6.61E+05	0.00E+00	1.77E+04	0.00E+00	0.00E+00	2.94E+06	4.09E+05
ZR-95	1.46E+05	4.58E+04	3.15E+04	0.00E+00	6.74E+04	2.69E+06	1.49E+05
NB-95	1.86E+04	1.03E+04	5.66E+03	0.00E+00	1.00E+04	7.51E+05	9.68E+04
RU-103	2.10E+03	0.00E+00	8.96E+02	0.00E+00	7.43E+03	7.83E+05	1.09E+05
RU-106	9.84E+04	0.00E+00	1.24E+04	0.00E+00	1.90E+05	1.61E+07	9.60E+05
AG-110M	1.38E+04	1.31E+04	7.99E+03	0.00E+00	2.50E+04	6.75E+06	2.73E+05
TE-125M	4.88E+03	2.24E+03	6.67E+02	1.40E+03	0.00E+00	5.36E+05	7.50E+04
TE-127M	1.80E+04	8.16E+03	2.18E+03	4.38E+03	6.54E+04	1.66E+06	1.59E+05
TE-129M	1.39E+04	6.58E+03	2.25E+03	4.58E+03	5.19E+04	1.98E+06	4.05E+05
I-131	3.54E+04	4.91E+04	2.64E+04	1.46E+07	8.40E+04	0.00E+00	6.49E+03
I-133	1.22E+04	2.05E+04	6.22E+03	2.92E+06	3.59E+04	0.00E+00	1.03E+04
CS-134	5.02E+05	1.13E+06	5.49E+05	0.00E+00	3.75E+05	1.46E+05	9.76E+03
CS-136	5.15E+04	1.94E+05	1.37E+05	0.00E+00	1.10E+05	1.78E+04	1.09E+04
CS-137	6.70E+05	8.48E+05	3.11E+05	0.00E+00	3.04E+05	1.21E+05	8.48E+03
BA-140	5.47E+04	6.70E+01	3.52E+03	0.00E+00	2.28E+01	2.03E+06	2.29E+05
CE-141	2.84E+04	1.90E+04	2.17E+03	0.00E+00	8.88E+03	6.14E+05	1.26E+05
CE-144	4.89E+06	2.02E+06	2.62E+05	0.00E+00	1.21E+06	1.34E+07	8.64E+05
PR-143	1.34E+04	5.31E+03	6.62E+02	0.00E+00	3.09E+03	4.83E+05	2.14E+05
ND-147	7.86E+03	8.56E+03	5.13E+02	0.00E+00	5.02E+03	3.72E+05	1.82E+05

TABLE 5.2.4
Pathway Dose Factors, R_i

AGE GROUP: ADULT PATHWAY: INHALATION

NUCLIDE	ORGAN DOSE FACTORS; mrem/year per $\mu\text{Ci}/\text{m}^3$						
	BONE	LIVER	T.BODY	THYROID	KIDNEY	LUNG	GI-LLI
H-3	0.00E+00	1.26E+03	1.26E+03	1.26E+03	1.26E+03	1.26E+03	1.26E+03
C-14	1.82E+04	3.41E+03	3.41E+03	3.41E+03	3.41E+03	3.41E+03	3.41E+03
CR-51	0.00E+00	0.00E+00	1.00E+02	5.95E+01	2.28E+01	1.44E+04	3.32E+03
MN-54	0.00E+00	3.96E+04	6.30E+03	0.00E+00	9.84E+03	1.40E+06	7.74E+04
FE-55	2.46E+04	1.70E+04	3.94E+03	0.00E+00	0.00E+00	7.21E+04	6.03E+03
FE-59	1.18E+04	2.78E+04	1.06E+04	0.00E+00	0.00E+00	1.02E+06	1.88E+05
CO-58	0.00E+00	1.58E+03	2.07E+03	0.00E+00	0.00E+00	9.28E+05	1.06E+05
CO-60	0.00E+00	1.15E+04	1.48E+04	0.00E+00	0.00E+00	5.97E+06	2.85E+05
NI-63	4.32E+05	3.14E+04	1.45E+04	0.00E+00	0.00E+00	1.78E+05	1.34E+04
ZN-65	3.24E+04	1.03E+05	4.66E+04	0.00E+00	6.90E+04	8.64E+05	5.34E+04
RB-86	0.00E+00	1.35E+05	5.90E+04	0.00E+00	0.00E+00	0.00E+00	1.66E+04
SR-89	3.04E+05	0.00E+00	8.72E+03	0.00E+00	0.00E+00	1.40E+06	3.50E+05
SR-90	9.92E+07	0.00E+00	6.10E+06	0.00E+00	0.00E+00	9.60E+06	7.22E+05
Y-91	4.62E+05	0.00E+00	1.24E+04	0.00E+00	0.00E+00	1.70E+06	3.85E+05
ZR-95	1.07E+05	3.44E+04	2.33E+04	0.00E+00	5.42E+04	1.77E+06	1.50E+05
NB-95	1.41E+04	7.82E+03	4.21E+03	0.00E+00	7.74E+03	5.05E+05	1.04E+05
RU-103	1.53E+03	0.00E+00	6.58E+02	0.00E+00	5.83E+03	5.05E+05	1.10E+05
RU-106	6.91E+04	0.00E+00	8.72E+03	0.00E+00	1.34E+05	9.36E+06	9.12E+05
AG-110M	1.08E+04	1.00E+04	5.94E+03	0.00E+00	1.97E+04	4.63E+06	3.02E+05
TE-125M	3.42E+03	1.58E+03	4.67E+02	1.05E+03	1.24E+04	3.14E+05	7.06E+04
TE-127M	1.26E+04	5.77E+03	1.57E+03	3.29E+03	4.58E+04	9.60E+05	1.50E+05
TE-129M	9.76E+03	4.67E+03	1.58E+03	3.44E+03	3.66E+04	1.16E+06	3.83E+05
I-131	2.52E+04	3.58E+04	2.05E+04	1.19E+07	6.13E+04	0.00E+00	6.28E+03
I-133	8.64E+03	1.48E+04	4.52E+03	2.15E+06	2.58E+04	0.00E+00	8.88E+03
CS-134	3.73E+05	8.48E+05	7.28E+05	0.00E+00	2.87E+05	9.76E+04	1.04E+04
CS-136	3.90E+04	1.46E+05	1.10E+05	0.00E+00	8.56E+04	1.20E+04	1.17E+04
CS-137	4.78E+05	6.21E+05	4.28E+05	0.00E+00	2.22E+05	7.52E+04	8.40E+03
BA-140	3.90E+04	4.90E+01	2.57E+03	0.00E+00	1.67E+01	1.27E+06	2.18E+05
CE-141	1.99E+04	1.35E+04	1.53E+03	0.00E+00	6.26E+03	3.62E+05	1.20E+05
CE-144	3.43E+06	1.43E+06	1.84E+05	0.00E+00	8.48E+05	7.78E+06	8.16E+05
PR-143	9.36E+03	3.75E+03	4.64E+02	0.00E+00	2.16E+03	2.81E+05	2.00E+05
ND-147	5.27E+03	6.10E+03	3.65E+02	0.00E+00	3.56E+03	2.21E+05	1.73E+05

TABLE 5.3.1
Pathway Dose Factors, R_i

AGE GROUP: ALL PATHWAY: GROUND PLANE

NUCLIDE	ORGAN DOSE FACTORS*	
	T.BODY	SKIN
H-3	0.00E+00	0.00E+00
C-14	0.00E+00	0.00E+00
CR-51	4.65E+06	5.50E+06
MN-54	1.39E+09	1.62E+09
FE-55	0.00E+00	0.00E+00
FE-59	2.73E+08	3.21E+08
CO-58	3.79E+08	4.44E+08
CO-60	2.15E+10	2.53E+10
NI-63	0.00E+00	0.00E+00
ZN-65	7.47E+08	8.59E+08
RB-86	8.97E+06	1.03E+07
SR-89	2.16E+04	2.51E+04
SR-90	0.00E+00	0.00E+00
Y-91	1.07E+06	1.21E+06
ZR-95	2.45E+08	2.84E+08
NB-95	1.37E+08	1.61E+08
RU-103	1.08E+08	1.26E+08
RU-106	4.22E+08	5.06E+08
AG-110M	3.44E+09	4.01E+09
TE-125M	1.55E+06	2.13E+06
TE-127M	9.17E+04	1.08E+05
TE-129M	1.98E+07	2.31E+07
I-131	1.72E+07	2.09E+07
I-133	2.45E+06	2.98E+06
CS-134	6.86E+09	8.00E+09
CS-136	1.51E+08	1.71E+08
CS-137	1.03E+10	1.20E+10
BA-140	2.06E+07	2.36E+07
CE-141	1.37E+07	1.54E+07
CE-144	6.96E+07	8.05E+07
PR-143	0.00E+00	0.00E+00
ND-147	8.39E+06	1.01E+07

* m² - mrem/year per μ Ci/sec.

TABLE 5.4.1
Pathway Dose Factors, R_i

AGE GROUP: INFANT PATHWAY: GRASS-COW-MILK

NUCLIDE	ORGAN DOSE FACTORS; m ² - mrem/year per μCi/sec						
	BONE	LIVER	T.BODY	THYROID	KIDNEY	LUNG	GI-LLI
H-3	0.00E+00	2.38E+03	2.38E+03	2.38E+03	2.38E+03	2.38E+03	2.38E+03
C-14	2.34E+09	5.00E+08	5.00E+08	5.00E+08	5.00E+08	5.00E+08	5.00E+08
CR-51	0.00E+00	0.00E+00	1.61E+05	1.05E+05	2.30E+04	2.05E+05	4.70E+06
MN-54	0.00E+00	3.91E+07	8.85E+06	0.00E+00	8.65E+06	0.00E+00	1.43E+07
FE-55	1.35E+08	8.74E+07	2.34E+07	0.00E+00	0.00E+00	4.27E+07	1.11E+07
FE-59	2.25E+08	3.93E+08	1.55E+08	0.00E+00	0.00E+00	1.16E+08	1.88E+08
CO-58	0.00E+00	2.43E+07	6.06E+07	0.00E+00	0.00E+00	0.00E+00	6.05E+07
CO-60	0.00E+00	8.83E+07	2.08E+08	0.00E+00	0.00E+00	0.00E+00	2.10E+08
NI-63	3.50E+10	2.16E+09	1.21E+09	0.00E+00	0.00E+00	0.00E+00	1.08E+08
ZN-65	5.56E+09	1.91E+10	8.79E+09	0.00E+00	9.24E+09	0.00E+00	1.61E+10
RB-86	0.00E+00	2.23E+10	1.10E+10	0.00E+00	0.00E+00	0.00E+00	5.70E+08
SR-89	1.26E+10	0.00E+00	3.62E+08	0.00E+00	0.00E+00	0.00E+00	2.59E+08
SR-90	1.22E+11	0.00E+00	3.10E+10	0.00E+00	0.00E+00	0.00E+00	1.52E+09
Y-91	7.34E+04	0.00E+00	1.95E+03	0.00E+00	0.00E+00	0.00E+00	5.26E+06
ZR-95	6.81E+03	1.66E+03	1.18E+03	0.00E+00	1.79E+03	0.00E+00	8.27E+05
NB-95	5.94E+05	2.45E+05	1.41E+05	0.00E+00	1.75E+05	0.00E+00	2.07E+08
RU-103	8.68E+03	0.00E+00	2.90E+03	0.00E+00	1.81E+04	0.00E+00	1.06E+05
RU-106	1.91E+05	0.00E+00	2.38E+04	0.00E+00	2.25E+05	0.00E+00	1.45E+06
AG-110M	3.86E+08	2.82E+08	1.87E+08	0.00E+00	4.03E+08	0.00E+00	1.46E+10
TE-125M	1.51E+08	5.05E+07	2.04E+07	5.08E+07	0.00E+00	0.00E+00	7.19E+07
TE-127M	4.22E+08	1.40E+08	5.10E+07	1.22E+08	1.04E+09	0.00E+00	1.70E+08
TE-129M	5.58E+08	1.91E+08	8.59E+07	2.14E+08	1.39E+09	0.00E+00	3.33E+08
I-131	2.72E+09	3.21E+09	1.41E+09	1.05E+12	3.75E+09	0.00E+00	1.15E+08
I-133	3.63E+07	5.29E+07	1.55E+07	9.62E+09	6.22E+07	0.00E+00	8.96E+06
CS-134	3.65E+10	6.81E+10	6.88E+09	0.00E+00	1.75E+10	7.19E+09	1.85E+08
CS-136	1.98E+09	5.83E+09	2.18E+09	0.00E+00	2.32E+09	4.75E+08	8.85E+07
CS-137	5.15E+10	6.03E+10	4.27E+09	0.00E+00	1.62E+10	6.55E+09	1.89E+08
BA-140	2.42E+08	2.42E+05	1.25E+07	0.00E+00	5.75E+04	1.49E+05	5.94E+07
CE-141	4.34E+04	2.65E+04	3.12E+03	0.00E+00	8.17E+03	0.00E+00	1.37E+07
CE-144	2.33E+06	9.53E+05	1.30E+05	0.00E+00	3.85E+05	0.00E+00	1.34E+08
PR-143	1.49E+03	5.56E+02	7.37E+01	0.00E+00	2.07E+02	0.00E+00	7.84E+05
ND-147	8.83E+02	9.07E+02	5.55E+01	0.00E+00	3.50E+02	0.00E+00	5.75E+05

TABLE 5.4.2
Pathway Dose Factors, R_i

AGE GROUP: CHILD PATHWAY: GRASS-COW-MILK

NUCLIDE	ORGAN DOSE FACTORS; m ² - mrem/year per μCi/sec						
	BONE	LIVER	T.BODY	THYROID	KIDNEY	LUNG	GI-LLI
H-3	0.00E+00	1.57E+03	1.57E+03	1.57E+03	1.57E+03	1.57E+03	1.57E+03
C-14	1.20E+09	2.39E+08	2.39E+08	2.39E+08	2.39E+08	2.39E+08	2.39E+08
CR-51	0.00E+00	0.00E+00	1.02E+05	5.65E+04	1.54E+04	1.03E+05	5.40E+06
MN-54	0.00E+00	2.10E+07	5.59E+06	0.00E+00	5.89E+06	0.00E+00	1.76E+07
FE-55	1.12E+08	5.94E+07	1.84E+07	0.00E+00	0.00E+00	3.36E+07	1.10E+07
FE-59	1.20E+08	1.95E+08	9.70E+07	0.00E+00	0.00E+00	5.65E+07	2.03E+08
CO-58	0.00E+00	1.21E+07	3.72E+07	0.00E+00	0.00E+00	0.00E+00	7.08E+07
CO-60	0.00E+00	4.32E+07	1.27E+08	0.00E+00	0.00E+00	0.00E+00	2.39E+08
NI-63	2.97E+10	1.59E+09	1.01E+09	0.00E+00	0.00E+00	0.00E+00	1.07E+08
ZN-65	4.14E+09	1.10E+10	6.86E+09	0.00E+00	6.95E+09	0.00E+00	1.94E+09
RB-86	0.00E+00	8.78E+09	5.40E+09	0.00E+00	0.00E+00	0.00E+00	5.65E+08
SR-89	6.63E+09	0.00E+00	1.89E+08	0.00E+00	0.00E+00	0.00E+00	2.57E+08
SR-90	1.12E+11	0.00E+00	2.84E+10	0.00E+00	0.00E+00	0.00E+00	1.51E+09
Y-91	3.91E+04	0.00E+00	1.05E+03	0.00E+00	0.00E+00	0.00E+00	5.21E+06
ZR-95	3.84E+03	8.43E+02	7.51E+02	0.00E+00	1.21E+03	0.00E+00	8.80E+05
NB-95	3.18E+05	1.24E+05	8.86E+04	0.00E+00	1.16E+05	0.00E+00	2.29E+08
RU-103	4.29E+03	0.00E+00	1.65E+03	0.00E+00	1.08E+04	0.00E+00	1.11E+05
RU-106	9.25E+04	0.00E+00	1.15E+04	0.00E+00	1.25E+05	0.00E+00	1.44E+06
AG-110M	2.09E+08	1.41E+08	1.13E+08	0.00E+00	2.63E+08	0.00E+00	1.68E+10
TE-125M	7.39E+07	2.00E+07	9.85E+06	2.07E+07	0.00E+00	0.00E+00	7.13E+07
TE-127M	2.08E+08	5.61E+07	2.47E+07	4.98E+07	5.94E+08	0.00E+00	1.69E+08
TE-129M	2.72E+08	7.59E+07	4.22E+07	8.76E+07	7.98E+08	0.00E+00	3.31E+08
I-131	1.31E+09	1.31E+09	7.46E+08	4.34E+11	2.16E+09	0.00E+00	1.17E+08
I-133	1.72E+07	2.13E+07	8.05E+06	3.95E+09	3.55E+07	0.00E+00	8.58E+06
CS-134	2.27E+10	3.72E+10	7.85E+09	0.00E+00	1.15E+10	4.14E+09	2.01E+08
CS-136	1.01E+09	2.79E+09	1.80E+09	0.00E+00	1.49E+09	2.21E+08	9.80E+07
CS-137	3.23E+10	3.09E+10	4.56E+09	0.00E+00	1.01E+10	3.62E+09	1.93E+08
BA-140	1.18E+08	1.03E+05	6.86E+06	0.00E+00	3.35E+04	6.14E+04	5.96E+07
CE-141	2.19E+04	1.09E+04	1.62E+03	0.00E+00	4.79E+03	0.00E+00	1.36E+07
CE-144	1.63E+06	5.09E+05	8.67E+04	0.00E+00	2.82E+05	0.00E+00	1.33E+08
PR-143	7.18E+02	2.16E+02	3.56E+01	0.00E+00	1.17E+02	0.00E+00	7.75E+05
ND-147	4.45E+02	3.61E+02	2.79E+01	0.00E+00	1.98E+02	0.00E+00	5.71E+05

TABLE 5.4.3
Pathway Dose Factors, R_i

AGE GROUP: TEEN PATHWAY: GRASS-COW-MILK

NUCLIDE	ORGAN DOSE FACTORS; m ² - mrem/year per μCi/sec						
	BONE	LIVER	T.BODY	THYROID	KIDNEY	LUNG	GI-LLI
H-3	0.00E+00	9.93E+02	9.93E+02	9.93E+02	9.93E+02	9.93E+02	9.93E+02
C-14	4.86E+08	9.73E+07	9.73E+07	9.73E+07	9.73E+07	9.73E+07	9.73E+07
CR-51	0.00E+00	0.00E+00	4.99E+04	2.77E+04	1.09E+04	7.13E+04	8.39E+06
MN-54	0.00E+00	1.40E+07	2.78E+06	0.00E+00	4.19E+06	0.00E+00	2.88E+07
FE-55	4.46E+07	3.16E+07	7.37E+06	0.00E+00	0.00E+00	2.01E+07	1.37E+07
FE-59	5.19E+07	1.21E+08	4.68E+07	0.00E+00	0.00E+00	3.82E+07	2.86E+08
CO-58	0.00E+00	7.94E+06	1.83E+07	0.00E+00	0.00E+00	0.00E+00	1.10E+08
CO-60	0.00E+00	2.78E+07	6.27E+07	0.00E+00	0.00E+00	0.00E+00	3.62E+08
NI-63	1.18E+10	8.36E+08	4.01E+08	0.00E+00	0.00E+00	0.00E+00	1.33E+08
ZN-65	2.11E+09	7.32E+09	3.42E+09	0.00E+00	4.69E+09	0.00E+00	3.10E+09
RB-86	0.00E+00	4.73E+09	2.22E+09	0.00E+00	0.00E+00	0.00E+00	7.00E+08
SR-89	2.68E+09	0.00E+00	7.67E+07	0.00E+00	0.00E+00	0.00E+00	3.19E+08
SR-90	6.62E+10	0.00E+00	1.63E+10	0.00E+00	0.00E+00	0.00E+00	1.86E+09
Y-91	1.58E+04	0.00E+00	4.24E+02	0.00E+00	0.00E+00	0.00E+00	6.48E+06
ZR-95	1.65E+03	5.21E+02	3.58E+02	0.00E+00	7.65E+02	0.00E+00	1.20E+06
NB-95	1.41E+05	7.82E+04	4.30E+04	0.00E+00	7.58E+04	0.00E+00	3.34E+08
RU-103	1.81E+03	0.00E+00	7.75E+02	0.00E+00	6.39E+03	0.00E+00	1.51E+05
RU-106	3.76E+04	0.00E+00	4.73E+03	0.00E+00	7.24E+04	0.00E+00	1.80E+06
AG-110M	9.64E+07	9.12E+07	5.55E+07	0.00E+00	1.74E+08	0.00E+00	2.56E+10
TE-125M	3.01E+07	1.08E+07	4.02E+06	8.40E+06	0.00E+00	0.00E+00	8.87E+07
TE-127M	8.45E+07	3.00E+07	1.00E+07	2.01E+07	3.42E+08	0.00E+00	2.11E+08
TE-129M	1.10E+08	4.09E+07	1.74E+07	3.56E+07	4.61E+08	0.00E+00	4.14E+08
I-131	5.38E+08	7.53E+08	4.05E+08	2.20E+11	1.30E+09	0.00E+00	1.49E+08
I-133	7.08E+06	1.20E+07	3.66E+06	1.68E+09	2.11E+07	0.00E+00	9.09E+06
CS-134	9.83E+09	2.31E+10	1.07E+10	0.00E+00	7.35E+09	2.81E+09	2.88E+08
CS-136	4.49E+08	1.77E+09	1.19E+09	0.00E+00	9.63E+08	1.52E+08	1.42E+08
CS-137	1.34E+10	1.78E+10	6.21E+09	0.00E+00	6.06E+09	2.36E+09	2.54E+08
BA-140	4.87E+07	5.97E+04	3.14E+06	0.00E+00	2.02E+04	4.01E+04	7.51E+07
CE-141	8.89E+03	5.94E+03	6.82E+02	0.00E+00	2.80E+03	0.00E+00	1.70E+07
CE-144	6.59E+05	2.73E+05	3.54E+04	0.00E+00	1.63E+05	0.00E+00	1.66E+08
PR-143	2.90E+02	1.16E+02	1.44E+01	0.00E+00	6.73E+01	0.00E+00	9.55E+05
ND-147	1.81E+02	1.97E+02	1.18E+01	0.00E+00	1.16E+02	0.00E+00	7.12E+05

TABLE 5.4.4
Pathway Dose Factors, R_i

AGE GROUP: ADULT PATHWAY: GRASS-COW-MILK

NUCLIDE	ORGAN DOSE FACTORS; m ² - mrem/year per μCi/sec						
	BONE	LIVER	T.BODY	THYROID	KIDNEY	LUNG	GI-LLI
H-3	0.00E+00	7.62E+02	7.62E+02	7.62E+02	7.62E+02	7.62E+02	7.62E+02
C-14	2.63E+08	5.26E+07	5.26E+07	5.26E+07	5.26E+07	5.26E+07	5.26E+07
CR-51	0.00E+00	0.00E+00	2.85E+04	1.70E+04	6.28E+03	3.78E+04	7.17E+06
MN-54	0.00E+00	8.40E+06	1.60E+06	0.00E+00	2.50E+06	0.00E+00	2.57E+07
FE-55	2.51E+07	1.73E+07	4.04E+06	0.00E+00	0.00E+00	9.66E+06	9.93E+06
FE-59	2.97E+07	6.97E+07	2.67E+07	0.00E+00	0.00E+00	1.95E+07	2.32E+08
CO-58	0.00E+00	4.71E+06	1.05E+07	0.00E+00	0.00E+00	0.00E+00	9.54E+07
CO-60	0.00E+00	1.64E+07	3.61E+07	0.00E+00	0.00E+00	0.00E+00	3.08E+08
NI-63	6.72E+09	4.65E+08	2.25E+08	0.00E+00	0.00E+00	0.00E+00	9.71E+07
ZN-65	1.37E+09	4.36E+09	1.97E+09	0.00E+00	2.91E+09	0.00E+00	2.74E+09
RB-86	0.00E+00	2.59E+09	1.21E+09	0.00E+00	0.00E+00	0.00E+00	5.10E+08
SR-89	1.45E+09	0.00E+00	4.16E+07	0.00E+00	0.00E+00	0.00E+00	2.32E+08
SR-90	4.67E+10	0.00E+00	1.15E+10	0.00E+00	0.00E+00	0.00E+00	1.35E+09
Y-91	8.57E+03	0.00E+00	2.29E+02	0.00E+00	0.00E+00	0.00E+00	4.72E+06
ZR-95	9.41E+02	3.02E+02	2.04E+02	0.00E+00	4.74E+02	0.00E+00	9.57E+05
NB-95	8.24E+04	4.58E+04	2.46E+04	0.00E+00	4.53E+04	0.00E+00	2.78E+08
RU-103	1.02E+03	0.00E+00	4.38E+02	0.00E+00	3.88E+03	0.00E+00	1.19E+05
RU-106	2.04E+04	0.00E+00	2.58E+03	0.00E+00	3.93E+04	0.00E+00	1.32E+06
AG-110M	5.81E+07	5.38E+07	3.19E+07	0.00E+00	1.06E+08	0.00E+00	2.19E+10
TE-125M	1.63E+07	5.89E+06	2.18E+06	4.89E+06	6.61E+07	0.00E+00	6.49E+07
TE-127M	4.57E+07	1.63E+07	5.57E+06	1.17E+07	1.86E+08	0.00E+00	1.53E+08
TE-129M	6.01E+07	2.24E+07	9.51E+06	2.06E+07	2.51E+08	0.00E+00	3.02E+08
I-131	2.96E+08	4.23E+08	2.42E+08	1.39E+11	7.25E+08	0.00E+00	1.12E+08
I-133	3.87E+06	6.73E+06	2.05E+06	9.88E+08	1.17E+07	0.00E+00	6.04E+06
CS-134	5.64E+09	1.34E+10	1.10E+10	0.00E+00	4.34E+09	1.44E+09	2.35E+08
CS-136	2.63E+08	1.04E+09	7.48E+08	0.00E+00	5.78E+08	7.92E+07	1.18E+08
CS-137	7.37E+09	1.01E+10	6.60E+09	0.00E+00	3.42E+09	1.14E+09	1.95E+08
BA-140	2.69E+07	3.38E+04	1.76E+06	0.00E+00	1.15E+04	1.94E+04	5.54E+07
CE-141	4.84E+03	3.27E+03	3.71E+02	0.00E+00	1.52E+03	0.00E+00	1.25E+07
CE-144	3.57E+05	1.49E+05	1.92E+04	0.00E+00	8.85E+04	0.00E+00	1.21E+08
PR-143	1.57E+02	6.32E+01	7.81E+00	0.00E+00	3.65E+01	0.00E+00	6.90E+05
ND-147	9.40E+01	1.09E+02	6.50E+00	0.00E+00	6.35E+01	0.00E+00	5.22E+05

TABLE 5.5.1
Pathway Dose Factors, R_i

AGE GROUP: INFANT PATHWAY: GRASS-GOAT-MILK

NUCLIDE	ORGAN DOSE FACTORS; m ² - mrem/year per μCi/sec						
	BONE	LIVER	T.BODY	THYROID	KIDNEY	LUNG	GI-LLI
H-3	0.00E+00	4.86E+03	4.86E+03	4.86E+03	4.86E+03	4.86E+03	4.86E+03
C-14	2.34E+09	5.00E+08	5.00E+08	5.00E+08	5.00E+08	5.00E+08	5.00E+08
CR-51	0.00E+00	0.00E+00	1.94E+04	1.26E+04	2.76E+03	2.46E+04	5.64E+05
MN-54	0.00E+00	4.68E+06	1.06E+06	0.00E+00	1.04E+06	0.00E+00	1.72E+06
FE-55	1.76E+06	1.14E+06	3.03E+05	0.00E+00	0.00E+00	5.55E+05	1.44E+05
FE-59	2.92E+06	5.10E+06	2.01E+06	0.00E+00	0.00E+00	1.51E+06	2.44E+06
CO-58	0.00E+00	2.91E+06	7.26E+06	0.00E+00	0.00E+00	0.00E+00	7.25E+06
CO-60	0.00E+00	1.06E+07	2.50E+07	0.00E+00	0.00E+00	0.00E+00	2.52E+07
NI-63	4.19E+09	2.59E+08	1.46E+08	0.00E+00	0.00E+00	0.00E+00	1.29E+07
ZN-65	6.67E+08	2.29E+09	1.05E+09	0.00E+00	1.11E+09	0.00E+00	1.93E+09
RB-86	0.00E+00	2.67E+09	1.32E+09	0.00E+00	0.00E+00	0.00E+00	6.83E+07
SR-89	2.65E+10	0.00E+00	7.59E+08	0.00E+00	0.00E+00	0.00E+00	5.44E+08
SR-90	2.55E+11	0.00E+00	6.50E+10	0.00E+00	0.00E+00	0.00E+00	3.19E+09
Y-91	8.80E+03	0.00E+00	2.34E+02	0.00E+00	0.00E+00	0.00E+00	6.31E+05
ZR-95	8.17E+02	1.99E+02	1.41E+02	0.00E+00	2.15E+02	0.00E+00	9.91E+04
NB-95	7.13E+04	2.93E+04	1.70E+04	0.00E+00	2.10E+04	0.00E+00	2.48E+07
RU-103	1.04E+03	0.00E+00	3.48E+02	0.00E+00	2.17E+03	0.00E+00	1.27E+04
RU-106	2.28E+04	0.00E+00	2.85E+03	0.00E+00	2.70E+04	0.00E+00	1.73E+05
AG-110M	4.63E+07	3.38E+07	2.24E+07	0.00E+00	4.84E+07	0.00E+00	1.75E+09
TE-125M	1.81E+07	6.05E+06	2.45E+06	6.09E+06	0.00E+00	0.00E+00	8.62E+06
TE-127M	5.06E+07	1.68E+07	6.12E+06	1.46E+07	1.24E+08	0.00E+00	2.04E+07
TE-129M	6.69E+07	2.29E+07	1.03E+07	2.57E+07	1.67E+08	0.00E+00	3.99E+07
I-131	3.27E+09	3.85E+09	1.69E+09	1.27E+12	4.50E+09	0.00E+00	1.37E+08
I-133	4.36E+07	6.35E+07	1.86E+07	1.15E+10	7.46E+07	0.00E+00	1.07E+07
CS-134	1.09E+11	2.04E+11	2.06E+10	0.00E+00	5.26E+10	2.15E+10	5.55E+08
CS-136	5.94E+09	1.75E+10	6.52E+09	0.00E+00	6.96E+09	1.42E+09	2.65E+08
CS-137	1.54E+11	1.81E+11	1.28E+10	0.00E+00	4.85E+10	1.96E+10	5.65E+08
BA-140	2.90E+07	2.90E+04	1.50E+06	0.00E+00	6.89E+03	1.78E+04	7.13E+06
CE-141	5.21E+03	3.18E+03	3.74E+02	0.00E+00	9.79E+02	0.00E+00	1.64E+06
CE-144	2.79E+05	1.14E+05	1.56E+04	0.00E+00	4.62E+04	0.00E+00	1.60E+07
PR-143	1.78E+02	6.66E+01	8.83E+00	0.00E+00	2.48E+01	0.00E+00	9.40E+04
ND-147	1.06E+02	1.09E+02	6.66E+00	0.00E+00	4.19E+01	0.00E+00	6.89E+04

TABLE 5.5.2
Pathway Dose Factors, R_i

AGE GROUP: CHILD PATHWAY: GRASS-GOAT-MILK

NUCLIDE	ORGAN DOSE FACTORS; m ² - mrem/year per μCi/sec						
	BONE	LIVER	T.BODY	THYROID	KIDNEY	LUNG	GI-LLI
H-3	0.00E+00	3.20E+03	3.20E+03	3.20E+03	3.20E+03	3.20E+03	3.20E+03
C-14	1.20E+09	2.39E+08	2.39E+08	2.39E+08	2.39E+08	2.39E+08	2.39E+08
CR-51	0.00E+00	0.00E+00	1.22E+04	6.78E+03	1.85E+03	1.24E+04	6.48E+05
MN-54	0.00E+00	2.52E+06	6.71E+05	0.00E+00	7.06E+05	0.00E+00	2.11E+06
FE-55	1.45E+06	7.71E+05	2.39E+05	0.00E+00	0.00E+00	4.36E+05	1.43E+05
FE-59	1.56E+06	2.53E+06	1.26E+06	0.00E+00	0.00E+00	7.34E+05	2.64E+06
CO-58	0.00E+00	1.46E+06	4.46E+06	0.00E+00	0.00E+00	0.00E+00	8.49E+06
CO-60	0.00E+00	5.18E+06	1.53E+07	0.00E+00	0.00E+00	0.00E+00	2.87E+07
NI-63	3.56E+09	1.91E+08	1.21E+08	0.00E+00	0.00E+00	0.00E+00	1.28E+07
ZN-65	4.96E+08	1.32E+09	8.22E+08	0.00E+00	8.33E+08	0.00E+00	2.32E+08
RB-86	0.00E+00	1.05E+09	6.47E+08	0.00E+00	0.00E+00	0.00E+00	6.77E+07
SR-89	1.39E+10	0.00E+00	3.97E+08	0.00E+00	0.00E+00	0.00E+00	5.39E+08
SR-90	2.35E+11	0.00E+00	5.95E+10	0.00E+00	0.00E+00	0.00E+00	3.16E+09
Y-91	4.69E+03	0.00E+00	1.25E+02	0.00E+00	0.00E+00	0.00E+00	6.24E+05
ZR-95	4.60E+02	1.01E+02	9.00E+01	0.00E+00	1.45E+02	0.00E+00	1.05E+05
NB-95	3.82E+04	1.49E+04	1.06E+04	0.00E+00	1.40E+04	0.00E+00	2.75E+07
RU-103	5.14E+02	0.00E+00	1.98E+02	0.00E+00	1.29E+03	0.00E+00	1.33E+04
RU-106	1.11E+04	0.00E+00	1.38E+03	0.00E+00	1.50E+04	0.00E+00	1.73E+05
AG-110M	2.51E+07	1.69E+07	1.35E+07	0.00E+00	3.15E+07	0.00E+00	2.01E+09
TE-125M	8.86E+06	2.40E+06	1.18E+06	2.49E+06	0.00E+00	0.00E+00	8.55E+06
TE-127M	2.50E+07	6.72E+06	2.96E+06	5.97E+06	7.12E+07	0.00E+00	2.02E+07
TE-129M	3.26E+07	9.10E+06	5.06E+06	1.05E+07	9.56E+07	0.00E+00	3.97E+07
I-131	1.57E+09	1.57E+09	8.95E+08	5.21E+11	2.58E+09	0.00E+00	1.40E+08
I-133	2.06E+07	2.55E+07	9.66E+06	4.74E+09	4.25E+07	0.00E+00	1.03E+07
CS-134	6.80E+10	1.12E+11	2.35E+10	0.00E+00	3.46E+10	1.24E+10	6.01E+08
CS-136	3.04E+09	8.36E+09	5.41E+09	0.00E+00	4.45E+09	6.64E+08	2.94E+08
CS-137	9.68E+10	9.26E+10	1.37E+10	0.00E+00	3.02E+10	1.09E+10	5.80E+08
BA-140	1.41E+07	1.24E+04	8.23E+05	0.00E+00	4.02E+03	7.37E+03	7.15E+06
CE-141	2.63E+03	1.31E+03	1.95E+02	0.00E+00	5.74E+02	0.00E+00	1.63E+06
CE-144	1.95E+05	6.11E+04	1.04E+04	0.00E+00	3.38E+04	0.00E+00	1.59E+07
PR-143	8.61E+01	2.59E+01	4.27E+00	0.00E+00	1.40E+01	0.00E+00	9.29E+04
ND-147	5.34E+01	4.33E+01	3.35E+00	0.00E+00	2.37E+01	0.00E+00	6.85E+04

TABLE 5.5.3
Pathway Dose Factors, R_i

AGE GROUP: TEEN PATHWAY: GRASS-GOAT-MILK

NUCLIDE	ORGAN DOSE FACTORS; m ² - mrem/year per μCi/sec						
	BONE	LIVER	T.BODY	THYROID	KIDNEY	LUNG	GI-LLI
H-3	0.00E+00	2.04E+03	2.04E+03	2.04E+03	2.04E+03	2.04E+03	2.04E+03
C-14	4.86E+08	9.72E+07	9.72E+07	9.72E+07	9.72E+07	9.72E+07	9.72E+07
CR-51	0.00E+00	0.00E+00	5.99E+03	3.33E+03	1.31E+03	8.55E+03	1.01E+06
MN-54	0.00E+00	1.68E+06	3.34E+05	0.00E+00	5.02E+05	0.00E+00	3.45E+06
FE-55	5.79E+05	4.11E+05	9.58E+04	0.00E+00	0.00E+00	2.61E+05	1.78E+05
FE-59	6.74E+05	1.57E+06	6.08E+05	0.00E+00	0.00E+00	4.96E+05	3.72E+06
CO-58	0.00E+00	9.53E+05	2.20E+06	0.00E+00	0.00E+00	0.00E+00	1.31E+07
CO-60	0.00E+00	3.34E+06	7.52E+06	0.00E+00	0.00E+00	0.00E+00	4.35E+07
NI-63	1.42E+09	1.00E+08	4.81E+07	0.00E+00	0.00E+00	0.00E+00	1.60E+07
ZN-65	2.53E+08	8.78E+08	4.10E+08	0.00E+00	5.62E+08	0.00E+00	3.72E+08
RB-86	0.00E+00	5.67E+08	2.67E+08	0.00E+00	0.00E+00	0.00E+00	8.40E+07
SR-89	5.62E+09	0.00E+00	1.61E+08	0.00E+00	0.00E+00	0.00E+00	6.69E+08
SR-90	1.39E+11	0.00E+00	3.43E+10	0.00E+00	0.00E+00	0.00E+00	3.90E+09
Y-91	1.90E+03	0.00E+00	5.09E+01	0.00E+00	0.00E+00	0.00E+00	7.78E+05
ZR-95	1.98E+02	6.25E+01	4.30E+01	0.00E+00	9.18E+01	0.00E+00	1.44E+05
NB-95	1.69E+04	9.38E+03	5.16E+03	0.00E+00	9.09E+03	0.00E+00	4.01E+07
RU-103	2.17E+02	0.00E+00	9.29E+01	0.00E+00	7.66E+02	0.00E+00	1.82E+04
RU-106	4.50E+03	0.00E+00	5.68E+02	0.00E+00	8.69E+03	0.00E+00	2.16E+05
AG-110M	1.16E+07	1.09E+07	6.65E+06	0.00E+00	2.09E+07	0.00E+00	3.07E+09
TE-125M	3.61E+06	1.30E+06	4.82E+05	1.01E+06	0.00E+00	0.00E+00	1.06E+07
TE-127M	1.01E+07	3.59E+06	1.20E+06	2.41E+06	4.11E+07	0.00E+00	2.52E+07
TE-129M	1.32E+07	4.90E+06	2.09E+06	4.26E+06	5.53E+07	0.00E+00	4.96E+07
I-131	6.45E+08	9.03E+08	4.85E+08	2.64E+11	1.56E+09	0.00E+00	1.79E+08
I-133	8.49E+06	1.44E+07	4.40E+06	2.01E+09	2.53E+07	0.00E+00	1.09E+07
CS-134	2.95E+10	6.93E+10	3.22E+10	0.00E+00	2.20E+10	8.41E+09	8.62E+08
CS-136	1.35E+09	5.30E+09	3.56E+09	0.00E+00	2.89E+09	4.55E+08	4.27E+08
CS-137	4.02E+10	5.34E+10	1.86E+10	0.00E+00	1.82E+10	7.07E+09	7.60E+08
BA-140	5.84E+06	7.16E+03	3.76E+05	0.00E+00	2.43E+03	4.81E+03	9.01E+06
CE-141	1.07E+03	7.12E+02	8.18E+01	0.00E+00	3.35E+02	0.00E+00	2.04E+06
CE-144	7.90E+04	3.27E+04	4.25E+03	0.00E+00	1.95E+04	0.00E+00	1.99E+07
PR-143	3.48E+01	1.39E+01	1.73E+00	0.00E+00	8.08E+00	0.00E+00	1.15E+05
ND-147	2.18E+01	2.37E+01	1.42E+00	0.00E+00	1.39E+01	0.00E+00	8.54E+04

TABLE 5.5.4
Pathway Dose Factors, R_i

AGE GROUP: ADULT PATHWAY: GRASS-GOAT-MILK

NUCLIDE	ORGAN DOSE FACTORS; m ² - mrem/year per μCi/sec						
	BONE	LIVER	T.BODY	THYROID	KIDNEY	LUNG	GI-LLI
H-3	0.00E+00	1.56E+03	1.56E+03	1.56E+03	1.56E+03	1.56E+03	1.56E+03
C-14	2.64E+08	5.27E+07	5.27E+07	5.27E+07	5.27E+07	5.27E+07	5.27E+07
CR-51	0.00E+00	0.00E+00	3.43E+03	2.05E+03	7.56E+02	4.55E+03	8.63E+05
MN-54	0.00E+00	1.01E+06	1.93E+05	0.00E+00	3.01E+05	0.00E+00	3.10E+06
FE-55	3.27E+05	2.26E+05	5.26E+04	0.00E+00	0.00E+00	1.26E+05	1.30E+05
FE-59	3.87E+05	9.09E+05	3.48E+05	0.00E+00	0.00E+00	2.54E+05	3.03E+06
CO-58	0.00E+00	5.66E+05	1.27E+06	0.00E+00	0.00E+00	0.00E+00	1.15E+07
CO-60	0.00E+00	1.97E+06	4.35E+06	0.00E+00	0.00E+00	0.00E+00	3.70E+07
NI-63	8.08E+08	5.60E+07	2.71E+07	0.00E+00	0.00E+00	0.00E+00	1.17E+07
ZN-65	1.65E+08	5.24E+08	2.37E+08	0.00E+00	3.51E+08	0.00E+00	3.30E+08
RB-86	0.00E+00	3.12E+08	1.45E+08	0.00E+00	0.00E+00	0.00E+00	6.14E+07
SR-89	3.05E+09	0.00E+00	8.76E+07	0.00E+00	0.00E+00	0.00E+00	4.89E+08
SR-90	9.84E+10	0.00E+00	2.41E+10	0.00E+00	0.00E+00	0.00E+00	2.84E+09
Y-91	1.03E+03	0.00E+00	2.76E+01	0.00E+00	0.00E+00	0.00E+00	5.68E+05
ZR-95	1.13E+02	3.63E+01	2.46E+01	0.00E+00	5.70E+01	0.00E+00	1.15E+05
NB-95	9.92E+03	5.52E+03	2.97E+03	0.00E+00	5.45E+03	0.00E+00	3.35E+07
RU-103	1.22E+02	0.00E+00	5.27E+01	0.00E+00	4.67E+02	0.00E+00	1.43E+04
RU-106	2.45E+03	0.00E+00	3.10E+02	0.00E+00	4.73E+03	0.00E+00	1.59E+05
AG-110M	6.99E+06	6.47E+06	3.84E+06	0.00E+00	1.27E+07	0.00E+00	2.64E+09
TE-125M	1.96E+06	7.09E+05	2.62E+05	5.89E+05	7.96E+06	0.00E+00	7.81E+06
TE-127M	5.50E+06	1.97E+06	6.70E+05	1.41E+06	2.23E+07	0.00E+00	1.84E+07
TE-129M	7.23E+06	2.70E+06	1.14E+06	2.48E+06	3.02E+07	0.00E+00	3.64E+07
I-131	3.56E+08	5.09E+08	2.92E+08	1.67E+11	8.73E+08	0.00E+00	1.34E+08
I-133	4.65E+06	8.10E+06	2.47E+06	1.19E+09	1.41E+07	0.00E+00	7.28E+06
CS-134	1.70E+10	4.04E+10	3.30E+10	0.00E+00	1.31E+10	4.34E+09	7.07E+08
CS-136	7.92E+08	3.13E+09	2.25E+09	0.00E+00	1.74E+09	2.38E+08	3.55E+08
CS-137	2.22E+10	3.03E+10	1.99E+10	0.00E+00	1.03E+10	3.42E+09	5.87E+08
BA-140	3.24E+06	4.07E+03	2.12E+05	0.00E+00	1.38E+03	2.33E+03	6.67E+06
CE-141	5.82E+02	3.94E+02	4.47E+01	0.00E+00	1.83E+02	0.00E+00	1.51E+06
CE-144	4.30E+04	1.80E+04	2.31E+03	0.00E+00	1.07E+04	0.00E+00	1.45E+07
PR-143	1.90E+01	7.60E+00	9.40E-01	0.00E+00	4.39E+00	0.00E+00	8.30E+04
ND-147	1.13E+01	1.31E+01	7.82E-01	0.00E+00	7.65E+00	0.00E+00	6.28E+04

TABLE 5.6.2
Pathway Dose Factors, R_i

AGE GROUP: CHILD PATHWAY: GRASS-COW-MEAT

NUCLIDE	ORGAN DOSE FACTORS; m ² - mrem/year per μCi/sec						
	BONE	LIVER	T.BODY	THYROID	KIDNEY	LUNG	GI-LLI
H-3	0.00E+00	2.34E+02	2.34E+02	2.34E+02	2.34E+02	2.34E+02	2.34E+02
C-14	3.84E+08	7.67E+07	7.67E+07	7.67E+07	7.67E+07	7.67E+07	7.67E+07
CR-51	0.00E+00	0.00E+00	8.78E+03	4.88E+03	1.33E+03	8.90E+03	4.66E+05
MN-54	0.00E+00	8.01E+06	2.13E+06	0.00E+00	2.25E+06	0.00E+00	6.73E+06
FE-55	4.57E+08	2.43E+08	7.52E+07	0.00E+00	0.00E+00	1.37E+08	4.49E+07
FE-59	3.77E+08	6.10E+08	3.04E+08	0.00E+00	0.00E+00	1.77E+08	6.35E+08
CO-58	0.00E+00	1.64E+07	5.03E+07	0.00E+00	0.00E+00	0.00E+00	9.58E+07
CO-60	0.00E+00	6.93E+07	2.04E+08	0.00E+00	0.00E+00	0.00E+00	3.84E+08
NI-63	2.91E+10	1.56E+09	9.91E+08	0.00E+00	0.00E+00	0.00E+00	1.05E+08
ZN-65	3.76E+08	1.00E+09	6.22E+08	0.00E+00	6.31E+08	0.00E+00	1.76E+08
RB-86	0.00E+00	5.76E+08	3.54E+08	0.00E+00	0.00E+00	0.00E+00	3.71E+07
SR-89	4.82E+08	0.00E+00	1.38E+07	0.00E+00	0.00E+00	0.00E+00	1.87E+07
SR-90	1.04E+10	0.00E+00	2.64E+09	0.00E+00	0.00E+00	0.00E+00	1.40E+08
Y-91	1.80E+06	0.00E+00	4.82E+04	0.00E+00	0.00E+00	0.00E+00	2.40E+08
ZR-95	2.66E+06	5.86E+05	5.21E+05	0.00E+00	8.38E+05	0.00E+00	6.11E+08
NB-95	3.10E+06	1.21E+06	8.63E+05	0.00E+00	1.13E+06	0.00E+00	2.23E+09
RU-103	1.55E+08	0.00E+00	5.96E+07	0.00E+00	3.90E+08	0.00E+00	4.01E+09
RU-106	4.44E+09	0.00E+00	5.54E+08	0.00E+00	6.00E+09	0.00E+00	6.91E+10
AG-110M	8.39E+06	5.67E+06	4.53E+06	0.00E+00	1.06E+07	0.00E+00	6.74E+08
TE-125M	5.69E+08	1.54E+08	7.59E+07	1.60E+08	0.00E+00	0.00E+00	5.49E+08
TE-127M	1.78E+09	4.78E+08	2.11E+08	4.25E+08	5.06E+09	0.00E+00	1.44E+09
TE-129M	1.79E+09	5.00E+08	2.78E+08	5.77E+08	5.26E+09	0.00E+00	2.18E+09
I-131	1.66E+07	1.67E+07	9.48E+06	5.52E+09	2.74E+07	0.00E+00	1.48E+06
I-133	5.72E-01	7.08E-01	2.68E-01	1.31E+02	1.18E+00	0.00E+00	2.85E-01
CS-134	9.23E+08	1.51E+09	3.19E+08	0.00E+00	4.69E+08	1.68E+08	8.16E+06
CS-136	1.63E+07	4.48E+07	2.90E+07	0.00E+00	2.39E+07	3.56E+06	1.57E+06
CS-137	1.33E+09	1.28E+09	1.89E+08	0.00E+00	4.16E+08	1.50E+08	8.00E+06
BA-140	4.42E+07	3.87E+04	2.58E+06	0.00E+00	1.26E+04	2.31E+04	2.24E+07
CE-141	2.22E+04	1.11E+04	1.65E+03	0.00E+00	4.86E+03	0.00E+00	1.38E+07
CE-144	2.32E+06	7.26E+05	1.24E+05	0.00E+00	4.02E+05	0.00E+00	1.89E+08
PR-143	3.33E+04	1.00E+04	1.65E+03	0.00E+00	5.42E+03	0.00E+00	3.60E+07
ND-147	1.17E+04	9.48E+03	7.34E+02	0.00E+00	5.20E+03	0.00E+00	1.50E+07

TABLE 5.6.3
Pathway Dose Factors, R_i

AGE GROUP: TEEN PATHWAY: GRASS-COW-MEAT

NUCLIDE	ORGAN DOSE FACTORS; m ² - mrem/year per μCi/sec						
	BONE	LIVER	T.BODY	THYROID	KIDNEY	LUNG	GI-LLI
H-3	0.00E+00	1.93E+02	1.93E+02	1.93E+02	1.93E+02	1.93E+02	1.93E+02
C-14	2.04E+08	4.08E+07	4.08E+07	4.08E+07	4.08E+07	4.08E+07	4.08E+07
CR-51	0.00E+00	0.00E+00	5.63E+03	3.13E+03	1.23E+03	8.03E+03	9.46E+05
MN-54	0.00E+00	7.00E+06	1.39E+06	0.00E+00	2.09E+06	0.00E+00	1.44E+07
FE-55	2.38E+08	1.69E+08	3.94E+07	0.00E+00	0.00E+00	1.07E+08	7.31E+07
FE-59	2.12E+08	4.95E+08	1.91E+08	0.00E+00	0.00E+00	1.56E+08	1.17E+09
CO-58	0.00E+00	1.40E+07	3.24E+07	0.00E+00	0.00E+00	0.00E+00	1.94E+08
CO-60	0.00E+00	5.83E+07	1.31E+08	0.00E+00	0.00E+00	0.00E+00	7.60E+08
NI-63	1.52E+10	1.07E+09	5.15E+08	0.00E+00	0.00E+00	0.00E+00	1.71E+08
ZN-65	2.50E+08	8.68E+08	4.05E+08	0.00E+00	5.56E+08	0.00E+00	3.68E+08
RB-86	0.00E+00	4.06E+08	1.91E+08	0.00E+00	0.00E+00	0.00E+00	6.00E+07
SR-89	2.55E+08	0.00E+00	7.29E+06	0.00E+00	0.00E+00	0.00E+00	3.03E+07
SR-90	8.04E+09	0.00E+00	1.99E+09	0.00E+00	0.00E+00	0.00E+00	2.26E+08
Y-91	9.54E+05	0.00E+00	2.56E+04	0.00E+00	0.00E+00	0.00E+00	3.91E+08
ZR-95	1.50E+06	4.73E+05	3.25E+05	0.00E+00	6.95E+05	0.00E+00	1.09E+09
NB-95	1.79E+06	9.95E+05	5.48E+05	0.00E+00	9.64E+05	0.00E+00	4.25E+09
RU-103	8.56E+07	0.00E+00	3.66E+07	0.00E+00	3.02E+08	0.00E+00	7.15E+09
RU-106	2.36E+09	0.00E+00	2.97E+08	0.00E+00	4.54E+09	0.00E+00	1.13E+11
AG-110M	5.06E+06	4.78E+06	2.91E+06	0.00E+00	9.13E+06	0.00E+00	1.34E+09
TE-125M	3.03E+08	1.09E+08	4.05E+07	8.46E+07	0.00E+00	0.00E+00	8.94E+08
TE-127M	9.41E+08	3.34E+08	1.12E+08	2.24E+08	3.81E+09	0.00E+00	2.35E+09
TE-129M	9.49E+08	3.52E+08	1.50E+08	3.06E+08	3.97E+09	0.00E+00	3.56E+09
I-131	8.93E+06	1.25E+07	6.72E+06	3.65E+09	2.15E+07	0.00E+00	2.47E+06
I-133	3.08E-01	5.22E-01	1.59E-01	7.29E+01	9.16E-01	0.00E+00	3.95E-01
CS-134	5.23E+08	1.23E+09	5.71E+08	0.00E+00	3.91E+08	1.49E+08	1.53E+07
CS-136	9.43E+06	3.71E+07	2.49E+07	0.00E+00	2.02E+07	3.18E+06	2.99E+06
CS-137	7.24E+08	9.63E+08	3.35E+08	0.00E+00	3.28E+08	1.27E+08	1.37E+07
BA-140	2.39E+07	2.93E+04	1.54E+06	0.00E+00	9.94E+03	1.97E+04	3.69E+07
CE-141	1.18E+04	7.87E+03	9.05E+02	0.00E+00	3.71E+03	0.00E+00	2.25E+07
CE-144	1.23E+06	5.08E+05	6.60E+04	0.00E+00	3.03E+05	0.00E+00	3.09E+08
PR-143	1.76E+04	7.03E+03	8.76E+02	0.00E+00	4.08E+03	0.00E+00	5.79E+07
ND-147	6.23E+03	6.78E+03	4.06E+02	0.00E+00	3.98E+03	0.00E+00	2.44E+07

TABLE 5.6.4
Pathway Dose Factors, R_i

AGE GROUP: ADULT PATHWAY: GRASS-COW-MEAT

NUCLIDE	ORGAN DOSE FACTORS; m ² - mrem/year per μCi/sec						
	BONE	LIVER	T.BODY	THYROID	KIDNEY	LUNG	GI-LLI
H-3	0.00E+00	3.24E+02	3.24E+02	3.24E+02	3.24E+02	3.24E+02	3.24E+02
C-14	2.42E+08	4.83E+07	4.83E+07	4.83E+07	4.83E+07	4.83E+07	4.83E+07
CR-51	0.00E+00	0.00E+00	7.04E+03	4.21E+03	1.55E+03	9.35E+03	1.77E+06
MN-54	0.00E+00	9.18E+06	1.75E+06	0.00E+00	2.73E+06	0.00E+00	2.81E+07
FE-55	2.93E+08	2.03E+08	4.73E+07	0.00E+00	0.00E+00	1.13E+08	1.16E+08
FE-59	2.66E+08	6.25E+08	2.39E+08	0.00E+00	0.00E+00	1.75E+08	2.08E+09
CO-58	0.00E+00	1.82E+07	4.09E+07	0.00E+00	0.00E+00	0.00E+00	3.70E+08
CO-60	0.00E+00	7.52E+07	1.66E+08	0.00E+00	0.00E+00	0.00E+00	1.41E+09
NI-63	1.89E+10	1.31E+09	6.33E+08	0.00E+00	0.00E+00	0.00E+00	2.73E+08
ZN-65	3.56E+08	1.13E+09	5.12E+08	0.00E+00	7.57E+08	0.00E+00	7.13E+08
RB-86	0.00E+00	4.87E+08	2.27E+08	0.00E+00	0.00E+00	0.00E+00	9.59E+07
SR-89	3.02E+08	0.00E+00	8.66E+06	0.00E+00	0.00E+00	0.00E+00	4.84E+07
SR-90	1.24E+10	0.00E+00	3.05E+09	0.00E+00	0.00E+00	0.00E+00	3.60E+08
Y-91	1.13E+06	0.00E+00	3.03E+04	0.00E+00	0.00E+00	0.00E+00	6.24E+08
ZR-95	1.87E+06	6.01E+05	4.07E+05	0.00E+00	9.43E+05	0.00E+00	1.90E+09
NB-95	2.30E+06	1.28E+06	6.87E+05	0.00E+00	1.26E+06	0.00E+00	7.76E+09
RU-103	1.05E+08	0.00E+00	4.53E+07	0.00E+00	4.02E+08	0.00E+00	1.23E+10
RU-106	2.80E+09	0.00E+00	3.54E+08	0.00E+00	5.41E+09	0.00E+00	1.81E+11
AG-110M	6.68E+06	6.18E+06	3.67E+06	0.00E+00	1.22E+07	0.00E+00	2.52E+09
TE-125M	3.59E+08	1.30E+08	4.81E+07	1.08E+08	1.46E+09	0.00E+00	1.43E+09
TE-127M	1.12E+09	3.99E+08	1.36E+08	2.85E+08	4.53E+09	0.00E+00	3.74E+09
TE-129M	1.13E+09	4.23E+08	1.79E+08	3.89E+08	4.73E+09	0.00E+00	5.71E+09
I-131	1.08E+07	1.54E+07	8.82E+06	5.04E+09	2.64E+07	0.00E+00	4.06E+06
I-133	3.68E-01	6.41E-01	1.95E-01	9.42E+01	1.12E+00	0.00E+00	5.76E-01
CS-134	6.58E+08	1.57E+09	1.28E+09	0.00E+00	5.07E+08	1.68E+08	2.74E+07
CS-136	1.21E+07	4.78E+07	3.44E+07	0.00E+00	2.66E+07	3.65E+06	5.43E+06
CS-137	8.72E+08	1.19E+09	7.82E+08	0.00E+00	4.05E+08	1.35E+08	2.31E+07
BA-140	2.90E+07	3.64E+04	1.90E+06	0.00E+00	1.24E+04	2.08E+04	5.96E+07
CE-141	1.41E+04	9.51E+03	1.08E+03	0.00E+00	4.42E+03	0.00E+00	3.64E+07
CE-144	1.46E+06	6.10E+05	7.83E+04	0.00E+00	3.62E+05	0.00E+00	4.93E+08
PR-143	2.09E+04	8.40E+03	1.04E+03	0.00E+00	4.85E+03	0.00E+00	9.17E+07
ND-147	7.08E+03	8.18E+03	4.90E+02	0.00E+00	4.78E+03	0.00E+00	3.93E+07

TABLE 5.7.2
Pathway Dose Factors, R_i

AGE GROUP: CHILD PATHWAY: VEGETATION

NUCLIDE	ORGAN DOSE FACTORS; m^2 - mrem/year per $\mu\text{Ci}/\text{sec}$						
	BONE	LIVER	T.BODY	THYROID	KIDNEY	LUNG	GI-LLI
H-3	0.00E+00	4.02E+03	4.02E+03	4.02E+03	4.02E+03	4.02E+03	4.02E+03
C-14	8.89E+08	1.78E+08	1.78E+08	1.78E+08	1.78E+08	1.78E+08	1.78E+08
CR-51	0.00E+00	0.00E+00	1.17E+05	6.49E+04	1.77E+04	1.18E+05	6.20E+06
MN-54	0.00E+00	6.65E+08	1.77E+08	0.00E+00	1.86E+08	0.00E+00	5.58E+08
FE-55	8.01E+08	4.25E+08	1.32E+08	0.00E+00	0.00E+00	2.40E+08	7.87E+07
FE-59	3.98E+08	6.44E+08	3.21E+08	0.00E+00	0.00E+00	1.87E+08	6.71E+08
CO-58	0.00E+00	6.44E+07	1.97E+08	0.00E+00	0.00E+00	0.00E+00	3.76E+08
CO-60	0.00E+00	3.78E+08	1.12E+09	0.00E+00	0.00E+00	0.00E+00	2.10E+09
NI-63	3.95E+10	2.11E+09	1.34E+09	0.00E+00	0.00E+00	0.00E+00	1.42E+08
ZN-65	8.12E+08	2.16E+09	1.35E+09	0.00E+00	1.36E+09	0.00E+00	3.80E+08
RB-86	0.00E+00	4.51E+08	2.77E+08	0.00E+00	0.00E+00	0.00E+00	2.90E+07
SR-89	3.60E+10	0.00E+00	1.03E+09	0.00E+00	0.00E+00	0.00E+00	1.39E+09
SR-90	1.24E+12	0.00E+00	3.15E+11	0.00E+00	0.00E+00	0.00E+00	1.67E+10
Y-91	1.87E+07	0.00E+00	4.99E+05	0.00E+00	0.00E+00	0.00E+00	2.49E+09
ZR-95	3.86E+06	8.48E+05	7.55E+05	0.00E+00	1.21E+06	0.00E+00	8.85E+08
NB-95	4.11E+05	1.60E+05	1.14E+05	0.00E+00	1.50E+05	0.00E+00	2.96E+08
RU-103	1.53E+07	0.00E+00	5.90E+06	0.00E+00	3.86E+07	0.00E+00	3.97E+08
RU-106	7.45E+08	0.00E+00	9.30E+07	0.00E+00	1.01E+09	0.00E+00	1.16E+10
AG-110M	3.21E+07	2.17E+07	1.73E+07	0.00E+00	4.04E+07	0.00E+00	2.58E+09
TE-125M	3.51E+08	9.50E+07	4.67E+07	9.84E+07	0.00E+00	0.00E+00	3.38E+08
TE-127M	1.32E+09	3.56E+08	1.57E+08	3.16E+08	3.77E+09	0.00E+00	1.07E+09
TE-129M	8.40E+08	2.35E+08	1.30E+08	2.71E+08	2.47E+09	0.00E+00	1.02E+09
I-131	1.43E+08	1.44E+08	8.18E+07	4.76E+10	2.36E+08	0.00E+00	1.28E+07
I-133	3.53E+06	4.37E+06	1.65E+06	8.12E+08	7.28E+06	0.00E+00	1.76E+06
CS-134	1.60E+10	2.63E+10	5.55E+09	0.00E+00	8.15E+09	2.93E+09	1.42E+08
CS-136	8.28E+07	2.28E+08	1.47E+08	0.00E+00	1.21E+08	1.81E+07	8.00E+06
CS-137	2.39E+10	2.29E+10	3.38E+09	0.00E+00	7.46E+09	2.68E+09	1.43E+08
BA-140	2.79E+08	2.44E+05	1.63E+07	0.00E+00	7.96E+04	1.46E+05	1.41E+08
CE-141	6.57E+05	3.28E+05	4.86E+04	0.00E+00	1.44E+05	0.00E+00	4.09E+08
CE-144	1.27E+08	3.99E+07	6.79E+06	0.00E+00	2.21E+07	0.00E+00	1.04E+10
PR-143	1.45E+05	4.36E+04	7.21E+03	0.00E+00	2.36E+04	0.00E+00	1.57E+08
ND-147	7.15E+04	5.79E+04	4.49E+03	0.00E+00	3.18E+04	0.00E+00	9.18E+07

TABLE 5.7.3
Pathway Dose Factors, R_i

AGE GROUP: TEEN PATHWAY: VEGETATION

NUCLIDE	ORGAN DOSE FACTORS; m ² - mrem/year per μCi/sec						
	BONE	LIVER	T.BODY	THYROID	KIDNEY	LUNG	GI-LLI
H-3	0.00E+00	2.59E+03	2.59E+03	2.59E+03	2.59E+03	2.59E+03	2.59E+03
C-14	3.69E+08	7.38E+07	7.38E+07	7.38E+07	7.38E+07	7.38E+07	7.38E+07
CR-51	0.00E+00	0.00E+00	6.16E+04	3.42E+04	1.35E+04	8.79E+04	1.03E+07
MN-54	0.00E+00	4.54E+08	9.01E+07	0.00E+00	1.36E+08	0.00E+00	9.32E+08
FE-55	3.26E+08	2.31E+08	5.39E+07	0.00E+00	0.00E+00	1.47E+08	1.00E+08
FE-59	1.80E+08	4.19E+08	1.62E+08	0.00E+00	0.00E+00	1.32E+08	9.91E+08
CO-58	0.00E+00	4.36E+07	1.01E+08	0.00E+00	0.00E+00	0.00E+00	6.01E+08
CO-60	0.00E+00	2.49E+08	5.60E+08	0.00E+00	0.00E+00	0.00E+00	3.24E+09
NI-63	1.61E+10	1.13E+09	5.45E+08	0.00E+00	0.00E+00	0.00E+00	1.81E+08
ZN-65	4.24E+08	1.47E+09	6.86E+08	0.00E+00	9.42E+08	0.00E+00	6.23E+08
RB-86	0.00E+00	2.73E+08	1.28E+08	0.00E+00	0.00E+00	0.00E+00	4.04E+07
SR-89	1.52E+10	0.00E+00	4.34E+08	0.00E+00	0.00E+00	0.00E+00	1.80E+09
SR-90	7.51E+11	0.00E+00	1.85E+11	0.00E+00	0.00E+00	0.00E+00	2.11E+10
Y-91	7.84E+06	0.00E+00	2.10E+05	0.00E+00	0.00E+00	0.00E+00	3.22E+09
ZR-95	1.72E+06	5.43E+05	3.73E+05	0.00E+00	7.98E+05	0.00E+00	1.25E+09
NB-95	1.92E+05	1.07E+05	5.87E+04	0.00E+00	1.03E+05	0.00E+00	4.56E+08
RU-103	6.82E+06	0.00E+00	2.92E+06	0.00E+00	2.41E+07	0.00E+00	5.70E+08
RU-106	3.09E+08	0.00E+00	3.90E+07	0.00E+00	5.97E+08	0.00E+00	1.48E+10
AG-110M	1.52E+07	1.43E+07	8.72E+06	0.00E+00	2.74E+07	0.00E+00	4.03E+09
TE-125M	1.48E+08	5.34E+07	1.98E+07	4.14E+07	0.00E+00	0.00E+00	4.37E+08
TE-127M	5.52E+08	1.96E+08	6.56E+07	1.31E+08	2.24E+09	0.00E+00	1.37E+09
TE-129M	3.61E+08	1.34E+08	5.72E+07	1.17E+08	1.51E+09	0.00E+00	1.36E+09
I-131	7.69E+07	1.08E+08	5.78E+07	3.14E+10	1.85E+08	0.00E+00	2.13E+07
I-133	1.94E+06	3.29E+06	1.00E+06	4.59E+08	5.77E+06	0.00E+00	2.49E+06
CS-134	7.10E+09	1.67E+10	7.75E+09	0.00E+00	5.31E+09	2.03E+09	2.08E+08
CS-136	4.39E+07	1.73E+08	1.16E+08	0.00E+00	9.41E+07	1.48E+07	1.39E+07
CS-137	1.01E+10	1.35E+10	4.69E+09	0.00E+00	4.59E+09	1.78E+09	1.92E+08
BA-140	1.39E+08	1.71E+05	8.97E+06	0.00E+00	5.78E+04	1.15E+05	2.15E+08
CE-141	2.83E+05	1.89E+05	2.17E+04	0.00E+00	8.90E+04	0.00E+00	5.41E+08
CE-144	5.28E+07	2.18E+07	2.83E+06	0.00E+00	1.30E+07	0.00E+00	1.33E+10
PR-143	6.99E+04	2.79E+04	3.48E+03	0.00E+00	1.62E+04	0.00E+00	2.30E+08
ND-147	3.62E+04	3.94E+04	2.36E+03	0.00E+00	2.31E+04	0.00E+00	1.42E+08

TABLE 5.7.4
Pathway Dose Factors, R_i

AGE GROUP: ADULT PATHWAY: VEGETATION

NUCLIDE	ORGAN DOSE FACTORS; m ² - mrem/year per μCi/sec						
	BONE	LIVER	T.BODY	THYROID	KIDNEY	LUNG	GI-LLI
H-3	0.00E+00	2.26E+03	2.26E+03	2.26E+03	2.26E+03	2.26E+03	2.26E+03
C-14	2.28E+08	4.55E+07	4.55E+07	4.55E+07	4.55E+07	4.55E+07	4.55E+07
CR-51	0.00E+00	0.00E+00	4.64E+04	2.77E+04	1.02E+04	6.15E+04	1.17E+07
MN-54	0.00E+00	3.13E+08	5.97E+07	0.00E+00	9.31E+07	0.00E+00	9.58E+08
FE-55	2.10E+08	1.45E+08	3.38E+07	0.00E+00	0.00E+00	8.08E+07	8.31E+07
FE-59	1.26E+08	2.97E+08	1.14E+08	0.00E+00	0.00E+00	8.29E+07	9.89E+08
CO-58	0.00E+00	3.07E+07	6.89E+07	0.00E+00	0.00E+00	0.00E+00	6.23E+08
CO-60	0.00E+00	1.67E+08	3.69E+08	0.00E+00	0.00E+00	0.00E+00	3.14E+09
NI-63	1.04E+10	7.21E+08	3.49E+08	0.00E+00	0.00E+00	0.00E+00	1.50E+08
ZN-65	3.17E+08	1.01E+09	4.56E+08	0.00E+00	6.75E+08	0.00E+00	6.36E+08
RB-86	0.00E+00	2.19E+08	1.02E+08	0.00E+00	0.00E+00	0.00E+00	4.32E+07
SR-89	9.98E+09	0.00E+00	2.86E+08	0.00E+00	0.00E+00	0.00E+00	1.60E+09
SR-90	6.05E+11	0.00E+00	1.48E+11	0.00E+00	0.00E+00	0.00E+00	1.75E+10
Y-91	5.12E+06	0.00E+00	1.37E+05	0.00E+00	0.00E+00	0.00E+00	2.82E+09
ZR-95	1.17E+06	3.77E+05	2.55E+05	0.00E+00	5.91E+05	0.00E+00	1.19E+09
NB-95	1.42E+05	7.92E+04	4.26E+04	0.00E+00	7.83E+04	0.00E+00	4.81E+08
RU-103	4.77E+06	0.00E+00	2.06E+06	0.00E+00	1.82E+07	0.00E+00	5.57E+08
RU-106	1.93E+08	0.00E+00	2.44E+07	0.00E+00	3.72E+08	0.00E+00	1.25E+10
AG-110M	1.05E+07	9.75E+06	5.79E+06	0.00E+00	1.92E+07	0.00E+00	3.98E+09
TE-125M	9.66E+07	3.50E+07	1.29E+07	2.90E+07	3.93E+08	0.00E+00	3.86E+08
TE-127M	3.49E+08	1.25E+08	4.26E+07	8.93E+07	1.42E+09	0.00E+00	1.17E+09
TE-129M	2.51E+08	9.37E+07	3.97E+07	8.63E+07	1.05E+09	0.00E+00	1.26E+09
I-131	8.08E+07	1.16E+08	6.62E+07	3.79E+10	1.98E+08	0.00E+00	3.05E+07
I-133	2.09E+06	3.63E+06	1.11E+06	5.34E+08	6.33E+06	0.00E+00	3.26E+06
CS-134	4.67E+09	1.11E+10	9.08E+09	0.00E+00	3.59E+09	1.19E+09	1.94E+08
CS-136	4.28E+07	1.69E+08	1.22E+08	0.00E+00	9.41E+07	1.29E+07	1.92E+07
CS-137	6.36E+09	8.70E+09	5.70E+09	0.00E+00	2.95E+09	9.81E+08	1.68E+08
BA-140	1.29E+08	1.62E+05	8.47E+06	0.00E+00	5.52E+04	9.29E+04	2.66E+08
CE-141	1.97E+05	1.33E+05	1.51E+04	0.00E+00	6.20E+04	0.00E+00	5.10E+08
CE-144	3.29E+07	1.38E+07	1.77E+06	0.00E+00	8.16E+06	0.00E+00	1.11E+10
PR-143	6.25E+04	2.51E+04	3.10E+03	0.00E+00	1.45E+04	0.00E+00	2.74E+08
ND-147	3.34E+04	3.85E+04	2.31E+03	0.00E+00	2.25E+04	0.00E+00	1.85E+08

6.0 TMI-1 GASEOUS EFFLUENT WASTE TREATMENT SYSTEM

6.1 Description of the TMI-1 Gaseous Radwaste Treatment System (see Figure 6.1)

6.1.1 Waste Gas System

- a. Reactor Building:
 - Reactor Coolant Drain Tank (RCDT) header
- b. Auxiliary Building:
 - Vent Header from
 1. Miscellaneous Waste Storage Tank (MWST)
 2. Three (3) Reactor Coolant Bleed Tanks (RCBT)
 - Waste Gas Delay Tank
 - Two (2) Waste Gas Compressors
 - Three (3) Waste Gas Decay Tanks (WGDT)
- c. Filtration and dilution provided by the Station Ventilation System.

6.2 Operability of the TMI-1 Gaseous Radwaste Treatment System

Operability of the Gaseous Waste Treatment System is defined as the ability to remove gas from the vent header/tank gas spaces and store it under a higher pressure in the Waste Gas Decay Tanks for subsequent release.

Except for initiating the make up tank sample and waste gas venting and the recycle or disposal of compressed waste gases stored in the waste gas decay tanks, the operation of the waste gas system is entirely automatic. One waste gas compressor comes on automatically, removing gases from the vent header system as required, to maintain the pressure in the system at a maximum of about 16.4 psia.

7.0 EFFLUENT TOTAL DOSE ASSESSMENT

7.1 Total Dose Calculation

The annual (calendar year) dose or dose commitment to any member of the public, due to releases of radioactivity and to radiation from uranium fuel cycle sources shall be limited to less than or equal to 25 mrem to the total body or any organ except the thyroid, which shall be limited to less than or equal to 75 mrem. This control is provided in order to meet the dose limitations of 40 CFR 190.

The total dose from TMI-1 and TMI-2 (uranium fuel cycle facilities within 8 kilometers) is calculated by summing the calculated annual doses to critical organs of a real individual for liquid effluent using Section 2.1 methodology, for gaseous effluent using Section 5.2.1 and 5.2.2 methodology, and the direct radiation from the site from the environmental monitoring program's direct radiation monitors.

8.0 TMINS RADIOLOGICAL ENVIRONMENTAL MONITORING PROGRAM (REMP)

8.1 Monitoring Program Requirements

8.1.1 Controls

In accordance with the TMI-1 Tech. Specs. and TMI-2 PDMS Tech. Specs., the radiological environmental monitoring program shall be conducted as specified in Table 8.1.

8.1.2 Applicability

At all times.

8.1.3 Action

- a. With the radiological environmental monitoring program not being conducted as specified in Table 8.1, prepare and submit to the Commission in the Annual Radiological Environmental Operating Report, a description of the reasons for not conducting the program as required and the plans for preventing a recurrence.
- b. With the level of radioactivity as the result of plant effluents in an environmental sampling medium exceeding the reporting levels of Table 8.2 when averaged over any calendar quarter, prepare and submit to the Commission within 30 days from the end of the affected calendar quarter, a special report that identifies the cause(s) for exceeding the limit(s) and defines the corrective actions to be taken to reduce radioactive effluents so that the potential annual dose* to a member of the public is less than the calendar year limits of ODCM Part I Controls 2.2.1.2, 2.2.2.2 and 2.2.2.3 and ODCM Part II Controls 2.2.1.2, 2.2.2.2 and 2.2.2.3. When more than one of the radionuclides in Table 8.2 are detected as the result of plant effluents in the sampling medium, this report shall be submitted if:

$$\frac{\text{concentration (1)}}{\text{reporting level (1)}} + \frac{\text{concentration (2)}}{\text{reporting level (2)}} \geq 1.0$$

When radionuclides other than those in Table 8.2 are detected and are the result of plant effluents, this report shall be

* The methodology and parameters used to estimate the potential annual dose to a member of the public shall be indicated in this report.

submitted if the potential annual dose* to a member of the public is equal to or greater than the calendar year limits of ODCM Part I Controls 2.2.1.2, 2.2.2.2 and 2.2.2.3 and ODCM Part II, Controls 2.2.1.2, 2.2.2.2 and 2.2.2.3. This report is not required if the measured level of radioactivity was not the result of plant effluents; however, in such an event, the condition shall be reported and described in the Annual Radiological Environmental Operating Report.

- c. With milk or fresh leafy vegetation samples unavailable from one or more of the sample locations required by Table 8.1, identify specific locations for obtaining replacement samples and add them within 30 days to the Radiological Environmental Monitoring Program given in the ODCM. The specific locations from which samples were unavailable may then be deleted from the monitoring program. Pursuant to TMI-1 Tech. Spec. 6.14 and TMI-2 PDMS Tech. Spec. 6.12, submit in the next Annual Radioactive Effluent Release Report documentation for a change in the ODCM including a revised figure(s) and table for the ODCM reflecting the new location(s) with supporting information identifying the cause of the unavailability of samples and justifying the selection of the new location(s) for obtaining samples.

8.1.4 Bases

The radiological monitoring program required by this control provides representative measurements of radiation and of radioactive materials in those exposure pathways and for those radionuclides which lead to the highest potential radiation exposures of members of the general public resulting from the station operation. This monitoring program implements Section IV B.2 of Appendix I to 10CFR50 and thereby supplements the radiological effluent monitoring program by verifying that the measurable concentrations of radioactive materials and levels of radiation are not higher than expected on the basis of the effluent measurements and modeling of the environmental exposure pathways. Guidance for this monitoring is provided by the Radiological Assessment Branch Technical Position on Environmental Monitoring (Revision 1, November 1979). Program changes may be initiated based on operational experience.

8.1.5 Surveillance Requirements

The radiological environmental monitoring samples shall be collected pursuant to Table 8.1, from the specific locations given in Tables 8.4 through 8.10 and Maps 8.1 through 8.3, and shall be analyzed pursuant to the requirements of Table 8.1 and the detection capabilities required by Table 8.3.

8.2 Land Use Census

8.2.1 Controls

In accordance with the TMI-1 Tech. Specs. and TMI-2 PDMS Tech. Specs., a Land Use Census shall be conducted and shall identify within a distance of 8 km (5 miles) the location in each of the 16 meteorological sectors of the nearest milk animal, the nearest residence, and the nearest garden* of greater than 50 m² (500 ft²) producing broad leaf vegetation.

8.2.2 Applicability

At all times.

8.2.3 Action

- a. With a Land Use Census identifying a location(s) that yields a calculated dose or dose commitment greater than the values currently being calculated in ODCM Part I Surveillance 3.2.2.3.1, pursuant to ODCM, Part IV, Section 2.0, identify the new location(s) in the next Annual Radioactive Effluent Release Report.
- b. With a Land Use Census identifying a location(s) that yields a calculated dose or dose commitment (via the same exposure pathway) 20% greater than at a location from which samples are currently being obtained in accordance with Table 8.1, add the new location(s) within 30 days to the Radiological Environmental Monitoring Program given in the ODCM. The sampling location(s), excluding the control station location, having the lowest calculated dose or dose commitment(s), via the same exposure pathway, may be deleted from this monitoring program after October 31 of the year in which this Land Use Census was conducted. Pursuant to TMI-1 Tech. Spec. 6.14 and TMI-2 PDMS Tech. Spec. 6.12, submit in the next Annual Radioactive Effluent Release Report documentation for a change in the ODCM including a revised figure(s) and table(s) for the ODCM reflecting the new location(s) with information supporting the change in sampling locations.

* Broad leaf vegetation sampling of at least three different kinds of vegetation may be performed at the site boundary in each of two different sectors with the highest predicted D/Qs in lieu of the garden census. Requirements for broad leaf sampling in Table 8.1 shall be followed, including analysis of control samples.

8.2.4 Bases

This Control is provided to ensure that changes in the use of unrestricted areas are identified and modifications to the monitoring program are made if required by the results of this census. The best information from the door-to-door survey, aerial surveys, or consulting with local agricultural authorities shall be used. This census satisfies the requirements of Section IV.B.3 of Appendix I to 10 CFR 50. Restricting the census to gardens of greater than 500 square feet (50 m²) provides assurance that significant exposure pathways via leafy vegetables will be identified and monitored since a garden of this size is the minimum required to produce the quantity (26 kg/yr) of leafy vegetables assumed in Regulatory Guide 1.109 for consumption by a child. To determine this minimum garden size, the following assumptions were used: 1) that 20% of the garden was used for growing broad leaf vegetation (i.e., similar to lettuce and cabbage), and 2) a vegetation yield of 2 kg/square meter.

8.2.5 Surveillance Requirements

The Land Use Census shall be conducted during the growing season at least once per 12 months, using that information that will provide the best results, such as by a door-to-door survey, aerial survey, or by consulting local agricultural authorities. The results of the Land Use Census shall be included in the Annual Radiological Environmental Operating Report pursuant to ODCM, Part IV, Section 1.0.

8.3 Interlaboratory Comparison Program

8.3.1 Controls

In accordance with the TMI-1 Tech. Specs. and TMI-2 PDMS Tech. Specs., analyses shall be performed on radioactive materials supplied as part of an Interlaboratory Comparison Program which has been approved by the Commission (NRC). Only those samples and analyses which are required by Table 8.1 shall be performed.

8.3.2 Applicability

At all times.

8.3.3 Action

With analysis not being performed as required above, report the corrective action taken to prevent a recurrence to the Commission in the Annual Radiological Environmental Operating Report.

8.3.4 Bases

The requirement for participation in an approved Interlaboratory Comparison Program is provided to ensure that independent checks on precision and accuracy of the measurements of radioactive material in environmental sample matrices are performed as part of a quality assurance program for environmental monitoring in order to demonstrate that the results are reasonably valid for the purpose of Section IV, B.2 of Appendix I to 10 CFR 50.

8.3.5 Surveillance Requirements

A summary of the Interlaboratory Comparison Program results shall be included in the Annual Radiological Environmental Operating Report.

TABLE 8.1
Sample Collection and Analysis Requirements

Exposure Pathway and/or Sample	Number of Samples and Sample Locations ^a	Sampling and Collection Frequency ^b	Type and Frequency of Analysis ^b
<p>1. Airborne</p> <p>Radioiodine and Particulates</p>	<p>Samples from 5 locations from Table 8.4.</p> <p>Three of these samples should be close to the Site Boundary, in different sectors, of the highest calculated annual average ground level D/Q.</p> <p>One of the samples should be from the vicinity of a community having the highest calculated annual average ground level D/Q.</p> <p>And one sample should be from a control location 15 to 30 km distant in a less prevalent wind direction.</p>	<p>Continuous sampler operation with sample collection weekly, or more frequently if required by dust loading.</p>	<p><u>Radioiodine Canister:</u> Analyze weekly for I-131.</p> <p><u>Particulate Filter:</u> Analyze for gross beta radioactivity following filter change^d. Perform gamma isotopic analysis^e on composite (by location) sample quarterly.</p>

TABLE 8.1 (Cont'd)
Sample Collection and Analysis Requirements

Exposure Pathway and/or Sample	Number of Samples and Sample Locations ^a	Sampling and Collection Frequency ^b	Type and Frequency of Analysis ^b
2. Direct Radiation ^c	<p>Samples from 40 locations from Table 8.5 (using either 2 dosimeters or at least 1 instrument for continuously measuring and recording dose rate at each location). Placed as follows:</p> <p>An inner ring of stations, one in each meteorological sector in the general area of the site boundary;</p> <p>An outer ring of stations, one in each meteorological sector in the 6 to 8 km from the site; and the balance of the stations to be placed in special interest areas such as population centers, nearby residences, schools, and in at least one or two areas to serve as control stations.</p>	Sample Quarterly	Analyze for gamma dose quarterly.

TABLE 8.1 (Cont'd)
Sample Collection and Analysis Requirements

Exposure Pathway and/or Sample	Number of Samples and Sample Locations ^a	Sampling and Collection Frequency ^b	Type and Frequency of Analysis ^b
3. Waterborne			
a. Surface ^f	Samples from 2 locations from Table 8.6. <ul style="list-style-type: none"> • 1 sample from downstream (indicator) location • 1 sample from upstream (control) location (or location not influenced by the station discharge) 	Composite ^g sample over 1 monthly period.	Perform gamma isotopic analysis ^e monthly. Composite for tritium analysis quarterly.
b. Drinking	Samples from 2 locations from Table 8.6. <ul style="list-style-type: none"> • 1 sample at the location of the nearest water supply that could be affected by the station discharge. • 1 sample from a control location. 	Composite ^g sample over 1 monthly period.	Perform gross beta and gamma isotopic analysis ^e monthly. Perform Sr-90 analysis if gross beta of monthly composite >10 times control. Composite for tritium analysis quarterly.
c. Sediment from Shoreline	Samples from 2 locations (1 Control and 1 Indicator) from Table 8.7.	Sample twice per year (Spring and Fall)	Perform gamma isotopic analysis ^e on each sample.

TABLE 8.1 (Cont'd)
Sample Collection and Analysis Requirements

Exposure Pathway and/or Sample	Number of Samples and Sample Locations ^a	Sampling and Collection Frequency ^b	Type and Frequency of Analysis ^b
<p>4. Ingestion</p> <p>a. Milk</p> <p>b. Fish</p>	<p>Samples from 4 locations from Table 8.8.</p> <p>Samples should be from milking animals in three locations within 5 km distance having the highest dose potential. If there are none, then one sample from milking animals in each of three areas between 5 to 8 km distant where doses are calculated to be greater than 1 mrem per year.</p> <p>One sample from milking animals at a control location 15 to 30 km distant in a less prevalent wind direction.</p> <p>Samples from 2 locations from Table 8.9.</p> <ul style="list-style-type: none"> • 1 sample of recreationally important bottom feeders and 1 sample of recreationally important predators in the vicinity of the station discharge. • 1 sample of recreationally important bottom feeders and 1 sample of recreationally important predators from an area not influenced by the station discharge. 	<p>Sample semimonthly when animals are on pasture; monthly at other times.</p> <p>Sample twice per year (Spring and Fall).</p>	<p>Perform gamma isotopic analysis^c and I-131 analysis on each sample. Composite for Sr-90 analysis quarterly.</p> <p>Perform gamma isotopic^c and Sr-90 analysis on edible portions.</p>

TABLE 8.1 (Cont'd)
Sample Collection and Analysis Requirements

Exposure Pathway and/or Sample	Number of Samples and Sample Locations ^a	Sampling and Collection Frequency ^b	Type and Frequency of Analysis ^b
<p>4. Ingestion (contd)</p> <p>c. Food Products</p>	<p>Samples from 2 locations from Table 8.10 (when available)</p> <ul style="list-style-type: none"> • 1 sample of each principle class of food products at a location in the immediate vicinity of the station. (indicator) • 1 sample of same species or group from a location not influenced by the station discharge. <p>Samples of three different kinds of broad leaf vegetation grown nearest each of two different offsite locations of highest predicted annual average ground level D/Q if milking sampling is not performed.</p> <p>One sample of each of the similar broad leaf vegetation grown 15 to 30 km distant in a less prevalent wind direction if milk sampling is not performed.</p>	<p>Sample at time of harvest.</p> <p>Monthly during growing season</p>	<p>Perform gamma isotopic^c, and I-131, analysis on edible portions. Sr-90 analysis on green leafy vegetables or vegetation only.</p> <p>Perform gamma isotopic^a I-131 analysis.</p>

TABLE 8.1 (Cont'd)
Sample Collection and Analysis Requirements
Table Notation

- a. Sampling locations are provided in Tables 8.4 through 8.10. They are depicted in Maps 8.1 through 8.3. Deviations are permitted from the required sampling schedule if specimens are unobtainable due to hazardous conditions, seasonal unavailability, malfunction of automatic sampling equipment and other legitimate reasons. All deviations from the sampling schedule shall be explained in the Annual Radiological Environmental Operating Report.
- b. Frequency notation: weekly (7 days), semimonthly (15 days), monthly (31 days), and quarterly (92 days). All surveillance requirements shall be performed within the specified time interval with a maximum allowable extension not to exceed 25% of the surveillance interval. A total maximum combined interval time for any 4 consecutive tests shall not exceed 3.25 times the specified collection or analysis interval.
- c. One or more instruments, such as a pressurized ion chamber for measuring and recording dose rate continuously, may be used in place of, or in addition to, integrating dosimeters. For the purpose of this table, a dosimeter is considered to be one phosphor; two or more phosphors in a packet are considered as two or more dosimeters. Film badges shall not be used as dosimeters for measuring direct radiation.
- d. Airborne particulate sample filters shall be analyzed for gross beta radioactivity 24 hours or more after sampling to allow for radon and thoron daughter decay. If gross beta activity in an air particulate sample(s) is greater than ten times the calendar year mean of control samples, Sr-90 and gamma isotopic analysis shall be performed on the individual sample(s).
- e. Gamma isotopic analysis means the identification and quantification of gamma-emitting radionuclides that may be attributable to the effluents from the facility.
- f. The "upstream sample" shall be taken at a distance beyond significant influence of the discharge. The "downstream sample" shall be taken in an area beyond but near the mixing zone.
- g. Composite sample aliquots shall be collected at time intervals that are short (e.g., hourly) relative to the compositing period (e.g., monthly) in order to assure obtaining a representative sample.

TABLE 8.2
Reporting Levels for Radioactivity Concentrations in Environmental Samples

Analysis	Water (pCi/L)	Airborne Particulate or gas (pCi/m ³)	Fish (pCi/kg,wet)	Milk (pCi/L)	Food Products (pCi/kg, wet)
H-3	20,000 ^(a)				
Mn-54	1000		30,000		
FE-59	400		10,000		
Co-58	1000		30,000		
Co-60	300		10,000		
Zn-65	300		20,000		
Sr-90	8	0.1	100	8	100
Zr-Nb-95	400				
I-131	2	0.9		3	100
Cs-134	30	10	1000	60	1000
Cs-137	50	20	2000	70	2000
Ba-La-140	200			300	

^(a) For drinking water samples. This is 40 CFR Part 141 value.

TABLE 8.3
Detection Capabilities for Environmental Sample Analysis^a
Lower Limit of Detection (LLD)^{b,c}

Analysis	Water (pCi/L)	Airborne Particulate or Gas (pCi/m ³)	Fish (pCi/kg,wet)	Milk (pCi/L)	Food Products (pCi/kg,wet)	Sediment (pCi/kg, dry)
Gross Beta	4	0.01				
H-3	2000					
Mn-54	15		130			
FE-59	30		260			
Co-58, 60	15		130			
Zn-65	30		260			
Zr-95	30					
Sr-90	2	0.01	10	2	10	
Nb-95	15					
I-131	1 ^d	0.07		1	60	
Cs-134	15	0.05	130	15	60	150
Cs-137	18	0.06	150	18	80	180
Ba-140	60			60		
La-140	15			15		

TABLE 8.3 (Cont'd)
Detection Capabilities for Environmental Sample Analysis^a

Table Notation

- a. This list does not mean that only these nuclides are to be considered. Other peaks that are identifiable, which may be related to plant operations, together with those of the above nuclides, shall also be analyzed and reported in the Annual Radiological Environmental Operating Report.
- b. Required detection capabilities for dosimeters used for environmental measurements are given in Regulatory Guide 4.13 (Rev. 1).
- c. The LLD is defined, for purposes of these controls, as the smallest concentration of radioactive material in a sample that will yield a net count, above system background, that will be detected with 95% probability with only 5% probability of falsely concluding that a blank observation represents a "real" signal.

For a particular measurement system (which may include radiochemical separation):

$$LLD = \frac{4.66 S_b}{E \cdot V \cdot 2.22 \cdot Y \cdot \exp(-\lambda \Delta t)}$$

Where:

LLD is the "a priori" lower limit of detection as defined above, as picocuries per unit mass or volume.

S_b is the standard deviation of the background counting rate or of the counting rate of a blank sample as appropriate, as counts per minute,

E is the counting efficiency, as counts per disintegration,

V is the sample size in units of mass or volume,

2.22 is the number of disintegrations per minute per picocurie,

Y is the fractional radiochemical yield (when applicable),

λ is the radioactive decay constant for the particular radionuclide and

Δt for environmental samples is the elapsed time between sample collection, or end of the sample collection period, and time of counting.

Typical values of E, V, Y and Δt should be used in the calculation.

TABLE 8.3 (Cont'd)
Detection Capabilities for Environmental Sample Analysis^a

Table Notation

It should be recognized that the LLD is defined as an "a priori" (before the fact) limit representing the capability of a measurement system and not as an "a posteriori" (after the fact) limit for a particular measurement. Analyses shall be performed in such a manner that the stated LLDs will be achieved under routine conditions. Occasionally background fluctuations, unavoidable small samples sizes, the presence of interfering nuclides, or other uncontrollable circumstances may render these LLDs unachievable. In such cases, the contributing factors shall be identified and described in the Annual Radiological Environmental Operating Report.

- d. LLD for drinking water.

TABLE 8.4
TMINS REMP Station Locations-Air Particulate and Air Iodine

<u>Station Code</u>	<u>Distance (miles)</u>	<u>Azimuth (°)</u>	<u>Map No.</u>
E1-2	0.4	97	8.1
F1-3	0.6	112	8.1
G2-1	1.4	126	8.2
M2-1	1.3	256	8.2
A3-1	2.7	357	8.2
H3-1	2.2	160	8.2
Q15-1	13.4	309	8.3

TABLE 8.5
TMINS REMP Station Locations-Direct Radiation

<u>Station Code</u>	<u>Distance (miles)</u>	<u>Azimuth (°)</u>	<u>Map No.</u>
A1-4	0.3	6	8.1
B1-1	0.6	25	8.1
B1-2	0.4	24	8.1
C1-2	0.3	50	8.1
D1-1	0.2	76	8.1
E1-2	0.4	97	8.1
E1-4	0.2	97	8.1
F1-2	0.2	112	8.1
G1-3	0.2	130	8.1
H1-1	0.5	167	8.1
J1-1	0.8	176	8.1
J1-3	0.3	189	8.1
K1-4	0.2	209	8.1
L1-1	0.1	236	8.1
M1-1	0.1	249	8.1
N1-3	0.1	274	8.1
P1-1	0.4	303	8.1
P1-2	0.1	292	8.1

TABLE 8.5 (Cont'd)

TMINS REMP Station Locations-Direct Radiation

<u>Station Code</u>	<u>Distance (miles)</u>	<u>Azimuth (°)</u>	<u>Map No.</u>
Q1-2	0.2	321	8.1
R1-1	0.2	335	8.1
C2-1	1.5	44	8.2
K2-1	1.2	200	8.2
M2-1	1.3	256	8.2
A3-1	2.7	357	8.2
H3-1	2.2	160	8.2
R3-1	2.6	341	8.2
A5-1	4.4	3	8.2
B5-1	4.9	19	8.2
C5-1	4.7	43	8.2
E5-1	4.7	82	8.2
F5-1	4.7	109	8.2
G5-1	4.8	131	8.2
H5-1	4.1	158	8.2
J5-1	4.9	181	8.2
K5-1	4.9	202	8.2
L5-1	4.1	228	8.2
M5-1	4.3	249	8.2
N5-1	4.9	268	8.2
P5-1	5.0	284	8.2
Q5-1	5.0	317	8.2
R5-1	4.9	339	8.2
D6-1	5.2	66	8.3
E7-1	6.7	88	8.3
Q9-1	8.5	310	8.3
B10-1	9.2	21	8.3
G10-1	9.7	128	8.3
G15-1	14.4	126	8.3
J15-1	12.6	183	8.3
Q15-1	13.4	309	8.3

TABLE 8.6

TMINS REMP Station Locations-Surface Water

<u>Station Code</u>	<u>Distance (miles)</u>	<u>Azimuth (°)</u>	<u>Map No.</u>
J1-2 (SW)	0.5	188	8.1
A3-2 (SW)	2.7	356	8.2
Q9-1 (DW)	8.5	310	8.3
Q9-1 (SW)	8.5	310	8.3
G15-2 (DW)	13.3	129	8.3
G15-3 (DW)	15.7	124	8.3

(SW) = Surface Water

(DW) = Drinking Water

TABLE 8.7

TMINS REMP Station Locations-Aquatic Sediment

<u>Station Code</u>	<u>Distance (miles)</u>	<u>Azimuth (°)</u>	<u>Map No.</u>
A1-3	0.6	359	8.1
K1-3	0.2	213	8.1
J2-1	1.4	179	8.2

TABLE 8.8

TMINS REMP Station Locations-Milk

<u>Station Code</u>	<u>Distance (miles)</u>	<u>Azimuth (°)</u>	<u>Map No.</u>
E2-2	1.1	96	8.2
F4-1	3.2	104	8.2
G2-1	1.4	126	8.2
P4-1	3.6	295	8.2
K15-3	14.4	205	8.3

TABLE 8.9

TMINS REMP Station Locations-Fish

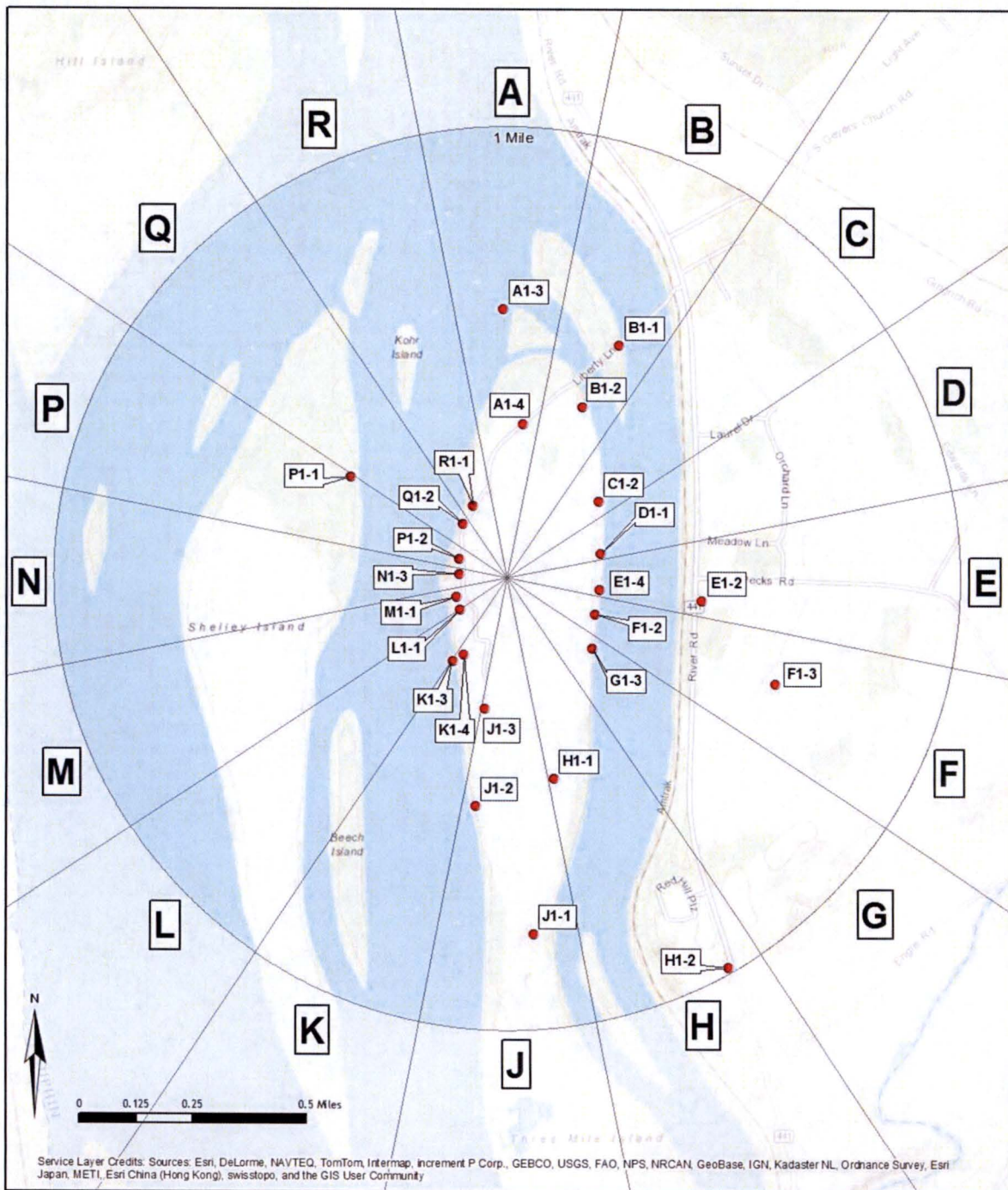
<u>Station Code</u>	<u>Station Location</u>
IND	Downstream of Station Discharge
BKG	Upstream of Station Discharge

TABLE 8.10

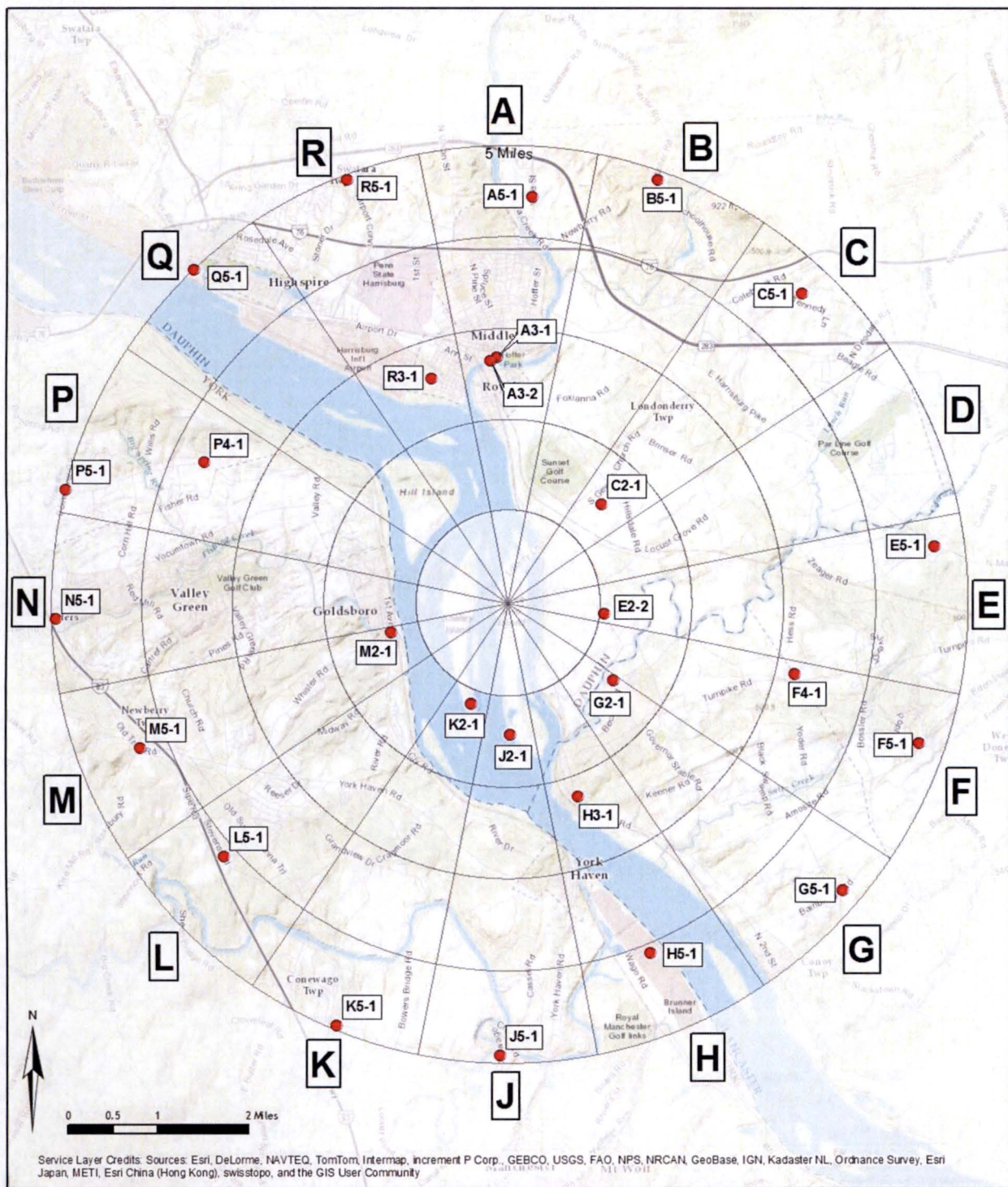
TMINS REMP Station Locations-Food Products

<u>Station Code</u>	<u>Distance (miles)</u>	<u>Azimuth (°)</u>	<u>Map No.</u>
E1-2	0.4	97	8.1
H1-2	1.0	151	8.1
B10-2	10.0	31	8.3

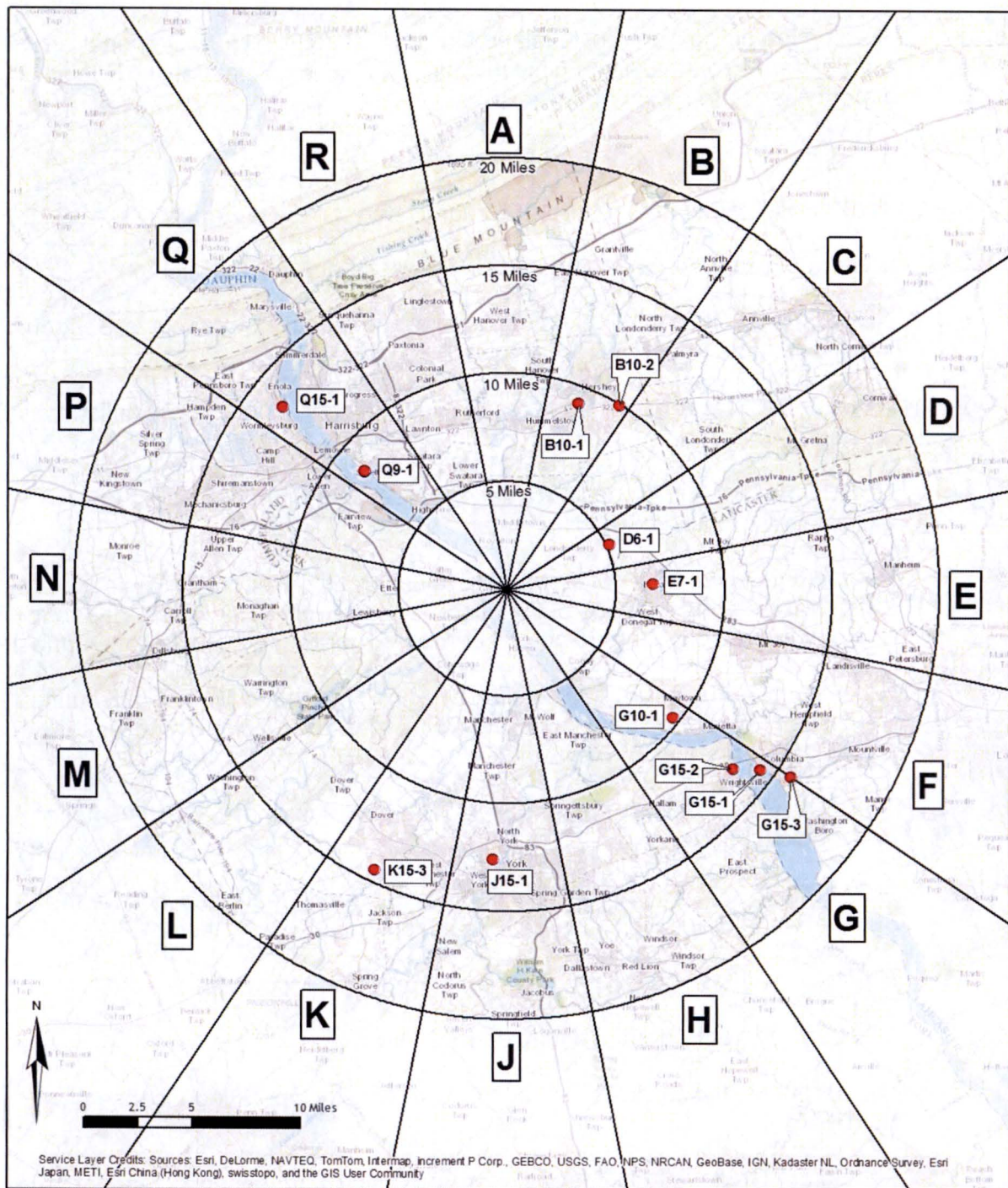
MAP 8.1
Three Mile Island Nuclear Station
Locations of Radiological Environmental Monitoring Program Stations
Within 1 Mile of the Site



MAP 8.2
Three Mile Island Nuclear Station
Locations of Radiological Environmental Monitoring Program Stations
Within 5 Miles of the Site



MAP 8.3
Three Mile Island Nuclear Station
Locations of Radiological Environmental Monitoring Program Stations
Greater Than 5 Miles from the Site



9.0 **PART III REFERENCES**

1. EPRI NP-3840, RP 1560-3 Final Report, "Environmental Radiation Doses From Difficult-To-Measure Nuclides," January 1985
2. "Evaluation of the Three Mile Island Nuclear Station Unit 1 to Demonstrate Conformance to the Design Objectives of 10 CFR 50, Appendix I," Nuclear Safety Associates, May 1976
3. TMI-1 Final Safety Analysis Report (FSAR)
4. TMI-2 Post Defueled Monitored Storage Safety Analysis Report (PDMSSAR)
5. Meteorological Information and Dose Assessment System (MIDAS)
6. NUREG-0017, "Calculation of Releases of Radioactive Materials in Gaseous and Liquid Effluents from PWR," Revision 1, 1985
7. NUREG-0133, "Preparation of Radiological Effluent Technical Specifications for Nuclear Power Plants," October 1978
8. NUREG-0172, "AgE-Specific Radiation Dose Commitment Factors For A One-Year Chronic Intake," November 1977
9. Regulatory Guide 1.21, "Measuring, Evaluating, and Reporting Radioactivity in Solid Wastes and Releases of Radioactive Materials in Liquid and Gaseous Effluents from Light-Water Cooled Nuclear Power Plants," Revision 1, June 1974
10. Regulatory Guide 1.109, "Calculation of Annual Doses to Man from Routine Releases of Reactor Effluents for the Purpose of Evaluating Compliance with 10 CFR 50, Appendix I," Revision 1, October 1977
11. TDR-390-TMI Primary to Secondary OTSG Leakage and its Onsite/Offsite Radiological Impact
12. SCR-358-82-063, "Study of Travel Time and Mixing Characteristics for the Susquehanna River Below Three Mile Island Final Report", July 1982
13. TMI-1 Operations Procedure, 1101-2.1, "Radiation Monitor Set Points"
14. Title 10, Code of Federal Regulations, "Energy"
15. TMI-1 Technical Specifications, attached to Facility Operating License No. DPR-50
16. Regulatory Guide 1.111, "Methods for Estimating Atmospheric Transport and Dispersion of Gaseous Effluents in Routine Releases from Light-Water-Cooled Reactors," Revision 1, July 1977

17. TMI-2 PDMS Technical Specifications, attached to Facility License No. DPR-73
18. Radiological Assessment Branch Technical Position on Environmental Monitoring, Revision 1, November 1979
19. Title 40, Code of Federal Regulations, "Protection of Environment"
20. Regulatory Guide 4.13, "Performance, Testing, and Procedural Specifications for Thermoluminescence Dosimetry: Environmental Applications," Revision 1, July 1977

PART IV

REPORTING REQUIREMENTS

PART IV

Reporting Requirements

1.0 TMI ANNUAL RADIOLOGICAL ENVIRONMENTAL OPERATING REPORT**

- 1.1 Routine Radiological Environmental Operating Reports covering the operation of the unit during the previous calendar year shall be submitted to the Commission prior to May 1 of each year.
- 1.2 The Annual Radiological Environmental Operating Reports shall include summaries, interpretations, and an analysis of trends of the results of the radiological environmental monitoring activities for the report period, including a comparison with prE-operational studies, with operational controls as appropriate, and with previous environmental monitoring reports, and an assessment of the observed impacts of the plant operation on the environment. The reports shall also include the results of Land Use Censuses required by Part III, Section 8.2.
- 1.3 The Annual Radiological Environmental Operating Reports shall include the summarized tabulated results of analysis of all radiological environmental samples and environmental radiation measurements required by Part III Table 8.1 taken during the period pursuant to the locations specified in the tables and figures in this ODCM, as well as summarized and tabulated results of these analyses and measurements in a format similar to the table in the Radiological Assessment Branch Technical Position, Revision 1, November 1979. In the event that some individual results are not available for inclusion with the report, the report shall be submitted explaining the reasons for the missing results. The missing data shall be submitted as soon as possible in a supplementary report.
- 1.4 The reports shall also include the following: A summary description of the radiological environments monitoring program; a map(s) of all sampling locations keyed to a table giving distances and directions from a point that is midway between the Reactor Buildings of TMI-1 and TMI-2; the results of licensee participation in the Interlaboratory Comparison Program, required by Part III, Section 8.3; discussion of all deviations from the sampling schedule of Part III, Table 8.1; discussion of all the required analyses in which the LLD required by Part III, Table 8.3 was not achievable.

**A single submittal may be made for the station.

2.0 TMI ANNUAL RADIOACTIVE EFFLUENT RELEASE REPORT

NOTE: A single submittal may be made for the station. The submittal should combine those sections that are common to both units at the station however, for units with separate radwaste systems, the submittal shall specify the release of radioactive material from each unit.

2.1 Routine Radioactive Effluent Release Reports covering the operations of the unit during the previous 12 months of operation shall be submitted prior to May 1 for TMI-1 and TMI-2.

2.2 The following information shall be included in both Radioactive Effluent Release Reports to be submitted each year:

The Radioactive Effluent Release Reports shall include a summary of the quantities of radioactive liquid and gaseous effluents and solid waste released from the unit as outlined in Reg. Guide 1.21, Rev. 1, with data summarized on a quarterly basis following the format of Appendix B thereof.

2.3 The Radioactive Effluent Release Reports shall include the following information for each type of solid waste shipped offsite during the report period:

- a. Type of waste (e.g., resins/filters/evaporator bottoms, dry active waste or other)
- b. Total volume of each waste type
- c. Total activity of each waste type
- d. Principle radio-nuclides of each waste type and percentages
- e. Solid waste disposition (Carrier and Consignee)
- f. Irradiated fuel shipments disposition (Carrier and Consignee)

2.4 The Radioactive Effluent Release Reports shall include a summary of unplanned releases from the site to unrestricted areas of radioactive materials in gaseous and liquid effluents made during the reporting period.

2.5 The Radioactive Effluent Release Reports shall include any changes made during the reporting period to the PROCESS CONTROL PROGRAM (PCP) documents and to the OFFSITE DOSE CALCULATION MANUAL (ODCM), as well as a listing of new locations for dose calculations and/or environmental monitoring identified by the land use census pursuant to Part III Section 8.2.

- 2.6 The Radioactive Effluent Release Reports shall include the instrumentation not returned to OPERABLE status within 30 days per ODCM Part I Controls 2.1.1b and 2.1.2b, and ODCM Part II Control 2.1.2b.
- 2.7 The Radioactive Effluent Release Report to be submitted shall include an annual summary of hourly meteorological data collected over the previous year. This annual summary may be either in the form of an hour-by-hour listing of wind speed, wind direction, atmosphere stability, and precipitation (if measured) on magnetic tape, or in the form of joint frequency distribution of wind speed, wind direction, and atmospheric stability.
- 2.8 The Radioactive Effluent Release Report shall include an assessment of the radiation doses to MEMBERS OF THE PUBLIC at or beyond the site boundary due to the radioactive liquid and gaseous effluents released from the unit or station during the previous calendar year. The assessment of radiation doses shall be performed in accordance with this ODCM.
- 2.9 The Radioactive Effluent Release Report shall include an assessment of the radiation doses from radioactive liquid and gaseous effluents to MEMBERS OF THE PUBLIC due to their activities inside the SITE BOUNDARY during the report period, to verify compliance with the limits of 10CFR20.1301(a)(1). All assumptions used in making these assessments (i.e., specific activity, exposure time and location) shall be included in these reports.
- 2.10 The Radioactive Effluent Release Report shall also include an assessment of radiation doses to the likely most exposed real individual from reactor releases, and other nearby uranium fuel cycle sources, including doses from primary effluent pathways and direct radiation for the previous 12 consecutive months, to show conformance with 40 CFR 190 "Environmental Radiation Protection Standards for Nuclear Power Operation." Acceptable methods for calculating the dose contributions from liquid and gaseous effluents are given in Regulatory Guide 1.109, Rev. 1.
- 2.11 The Radioactive Effluent Release Report shall also include a report of major changes to Radioactive Waste Treatment Systems. FSAR Section 11.2.6 requires this reporting.

3.0 PART IV REFERENCES

- 3.1 Radiological Assessment Branch Technical Position, Revision 1, November 1979
- 3.2 Regulatory Guide 1.21, "Measuring, Evaluating, and Reporting Radioactivity in Solid Wastes and Releases of Radioactive Materials in Liquid and Gaseous Effluents from Light-Water-Cooled Nuclear Power Plants," Revision 1, June 1974
- 3.3 TMI-1 Technical Specifications, attached to Facility Operating License No. DPR-50
- 3.4 Title 40, Code of Federal Regulations, "Protection of Environment"
- 3.5 Regulatory Guide 1.109, "Calculation of Annual Doses to Man from Routine Releases of Reactor Effluents for the Purpose of Evaluating Compliance with 10 CFR Part 50, Appendix I," Revision 1, October 1977
- 3.6 Title 10, Code of Federal Regulations, "Energy"
- 3.7 Regulatory Guide 1.111, "Methods of Estimating Atmospheric Transport and Dispersion of Gaseous Effluents in Routine Releases from Light-Water-Cooled Reactors," Revision 1, July 1977
- 3.8 Regulatory Guide 1.112, "Calculation of Releases of Radioactive Materials in Gaseous and Liquid Effluents from Light-Water-Cooled Power Reactors," Revision O-R, April 1976
- 3.9 Regulatory Guide 1.113, "Estimating Aquatic Dispersion of Effluents from Accidental and Routine Reactor Releases for the Purpose of Implementing Appendix I," Revision 1, April 1977

APPENDIX A

Page 1 of 1

 P_i - Pathway Dose Rate Parameter

$$P_i \text{ (inhalation)} = k' \text{ (BR) DFA}_i \quad (\text{Eq A-1})$$

Where:

P_i = the pathway dose rate parameter for radionuclide, i , (other than noble gases) for the inhalation pathway, in mrem/yr per microcurie/ m^3 . The dose factors are based on the critical individual organ for the child age group.

k' = conversion factor, $1E6$ pCi/microcurie

BR = $3700 m^3/yr$, breathing rate for child (Reg. Guide 1.109, Rev. 1, Table E-5)

DFA_i = the maximum organ inhalation dose factor for the infant age group for the i th radionuclide (mRem/pCi). Values are taken from Table E-10, Reg. Guide 1.109 (Rev. 1), or NUREG-0172.

Resolution of the units yields: (ODCM Part III Table 4.6)

$$P_i \text{ (inhalation)} = 3.7E9 \text{ DFA}_i \text{ (mrem/yr per } \mu\text{Ci/m}^3\text{)} \quad (\text{Eq A-2})$$

NOTE: The latest NRC Guidance has deleted the requirement to determine P_i (ground plane) and P_i (food). In addition, the critical age group has been changed from infant to child.

APPENDIX B

Page 1 of 1

 R_i - Inhalation Pathway Dose Factor

$$R_i = k' (BR) (DFA_{i,a,o}) (\text{mrem/yr per microcurie/m}^3) \quad (\text{Eq B-1})$$

Where:

k' = conversion factor, 1E6 pCi/microcurie

BR = breathing rate, 1400, 3700, 8000, 8000 m³/yr for infant, child, teenager, and adult age groups, respectively. (Reg. Guide 1.109, Rev. 1, Table E-5)

$DFA_{i,a,o}$ = the inhalation dose factor for organ, o, of the receptor of a given age group, a, and for the ith radionuclide, in mrem/pCi. The total body is considered as an organ in the selection of $DFA_{i,a,o}$. Values are taken from Tables E-7 through E-10, Reg. Guide 1.109 (Rev. 1), or NUREG 0172.

Resolutions of the units yields:

R_i = (1.4E9) ($DFA_{i,a,o}$) infant (ODCM Part III Table 5.2.1)

R_i = (3.7E9) ($DFA_{i,a,o}$) child (ODCM Part III Table 5.2.2)

R_i = (8.0E9) ($DFA_{i,a,o}$) teen and adult (ODCM Part III Tables 5.2.3 and 5.2.4)

APPENDIX C

Page 1 of 1

R_i - Ground Plane Pathway Dose Factor

$$R_i = k'k'' (SF) (DFG_i [(1 - e^{-\lambda_i t})/\lambda_i]) \quad (\text{Eq C-1})$$

Where:

k' = conversion factor, 1E6 pCi/microcurie

k'' = conversion factor, 8760 hr/yr

λ_i = decay constant for the *i*th radionuclide, sec⁻¹

t = the exposure time (this calculation assumes that decay is the only operating removal mechanism) 4.73 x 10⁸ sec. (15 yrs), Reg. Guide 1.109 (Rev. 1), Appendix C

DFG_i = the ground plane dose conversion factor for the *i*th radionuclide (mrem/hr per pCi/m²). Values are taken from Table E-6, Reg. Guide 1.109 (Rev. 1), or NUREG 0172. These values apply to all age groups.

SF = 0.7, shielding factor, from Table E-15 Reg. Guide 1.109 (Rev. 1)

Reference ODCM Part III Table 5.3.1

APPENDIX D

Page 1 of 2

R_i - Grass Cow-Milk Pathway Dose Factor

$$R_i = k' [(Q_F \times U_{AP}) / (\lambda_i + \lambda_w)] \times (F_m) \times (r) \times (DFL_{i,a,o}) \times [((f_p \times f_s)/Y_p) + ((1-f_p \times f_s) e^{-\lambda_{ih} t})/Y_s] e^{-\lambda_{if} t} \quad (\text{Eq D-1})$$

Where:

- k'** = conversion factor, 1E6 picocurie/microcurie (pCi/μci)
- Q_F** = cow consumption rate, 50 kg/day, (Reg. Guide 1.109, Rev. 1)
goat consumption rate, 6 kg/day, (Reg. Guide 1.109, Rev. 1, Table E-2)
- U_{AP}** = Receptor's milk consumption rate; 330, 330, 400, 310 liters/yr for infant, child, teenager, and adult age groups, respectively (Reg. Guide 1.109, Rev. 1)
- Y_P** = agricultural productivity by unit area of pasture feed grass, 0.7 kg/m² (NUREG-0133)
- Y_S** = agricultural productivity by unit area of stored feed, 2.0 kg/m² (NUREG-0133)
- F_m** = stable element transfer coefficient (Table E-1, Reg. Guide 1.109, Rev. 1)
- r** = fraction of deposited activity retained in cow's feed grass, 0.2 for particulates, 1.0 for radioiodine (Table E-15, Reg. Guide 1.109, Rev. 1)
- DFL_{i,a,o}** = the ingestion dose factor for organ, o, and the ith radionuclide for each respective age group, a (Tables E-11 to E-14, Reg. Guide 1.109, Rev. 1), or NUREG 0172.
- λ_i** = decay constant for the ith radionuclide, sec⁻¹
- λ_w** = decay constant for weathering, 5.73 x 10⁻⁷ sec⁻¹ (NUREG-0133); based on a 14 day half life
- t_f** = 1.73 x 10⁵ sec, the transport time from pasture to cow to milk to receptor (Table E-15, Reg. Guide 1.109, Rev. 1), or 2 days
- t_h** = 7.78 x 10⁶ sec, the transport time from pasture to harvest to cow to milk to receptor (Table E-15, Reg. Guide 1.109, Rev. 1), or 90 days
- f_p** = 1.0, the fraction of the year that the cow is on pasture
- f_s** = 1.0, the fraction of the cow feed that is pasture grass while the cow is on pasture

APPENDIX D

Page 2 of 2

The concentration of tritium in milk is based on the airborne concentration rather than the deposition. Therefore, R_i is based on (X/Q) :

$$R_{t,a,o}^C = k'k'' F_m Q_F U_{AP} DFL_{t,a,o} (.75 [.5/H]) \quad (\text{Eq D-2})$$

Where:

$k'' = 1E3$ grams/kg

$H = 8$ grams/m³, absolute humidity of the atmosphere

$.75 =$ fraction of the total feed grass mass that is water

$.5 =$ ratio of the specific activity of the feed grass water to the atmospheric water (NUREG-0133)

$DFL_{t,a,o} =$ the ingestion dose factor for tritium and organ, o, for each respective age group, a (Tables E-11 to E-14, Reg. Guide 1.109, Rev. 1), or NUREG 0172.

All other parameters and values are as given above.

NOTE: Goat-milk pathway factor, R_i , will be computed using the cow-milk pathway factor equation. F_m factor for goat-milk will be from Table E-2 Reg. Guide 1.109, Rev. 1.

Reference: ODCM Part III Tables 5.4.1 to 5.4.4

APPENDIX E

Page 1 of 2

R_i – Grass Cow-Meat Pathway Dose Factor

$$R_i = k' [(Q_F \times U_{AP}) / (\lambda_i + \lambda_w)] \times (F_f) \times (r) \times (DFL_{i,a,o}) \times [((f_p \times f_s)/Y_p) + ((1-f_p f_s) e^{-\lambda_{ih} t})/Y_s] \times e^{-\lambda_{if} t} \quad (\text{Eq E-1})$$

Where:

- k'** = conversion factor, 1E6 picocurie/microcurie (pCi/μci)
- Q_F** = cow consumption rate, 50 kg/day, (Reg. Guide 1.109, Rev. 1)
- U_{AP}** = Receptor's meat consumption rate; 0, 41, 65, 110 kg/yr for infant, child, teenager, and adult age groups, respectively (Reg. Guide 1.109, Rev. 1)
- F_f** = the stable element transfer coefficients, days/kg (Table E-1, Reg. Guide 1.109, Rev. 1)
- r** = fraction of deposited activity retained in cow's feed grass, 0.2 for particulates, 1.0 for radioiodine (Table E-15, Reg. Guide 1.109, Rev. 1)
- DFL_{i,a,o}** = the ingestion dose factor for organ, o, and the ith radionuclide for each respective age group, a (Tables E-11 to E-14, Reg. Guide 1.109, Rev. 1), or NUREG 0172.
- λ_i** = decay constant for the radionuclide i, sec⁻¹
- λ_w** = decay constant for weathering, 5.73 x 10⁻⁷ sec⁻¹ (NUREG-0133), based on a 14 day half life
- t_f** = 1.73 x 10⁶ sec, the transport time from pasture to receptor (NUREG-0133) or 20 days
- t_h** = 7.78 x 10⁶ sec, the transport time from crop to receptor (NUREG-0133) or 90 days
- Y_P** = agricultural productivity by unit area of pasture feed grass, 0.7 kg/m² (NUREG-0133)
- Y_s** = agricultural productivity by unit area of stored feed, 2.0 kg/m² (NUREG-0133)
- f_p** = 1.0, the fraction of the year that the cow is on pasture
- f_s** = 1.0, the fraction of the cow feed that is pasture grass while the cow is on pasture

APPENDIX E

Page 2 of 2

The concentration of tritium in meat is based on the airborne concentration rather than the deposition. Therefore, R_i is based on (X/Q) :

$$R_{t,a,o} = k'k'' F_f Q_F U_{AP} (DFL_{t,a,o}) \times 0.75 \times (0.5/H) \quad (\text{Eq E-2})$$

Where:

All terms are as defined above and in Appendix D.

Reference: ODCM Part III, Tables 5.6.1 to 5.6.4

APPENDIX F

Page 1 of 1

R_i - Vegetation Pathway Dose Factor

$$R_i = k' \times [r/(Y_v (\lambda_i + \lambda_w))] \times (DFL_{i,a,o}) \times [(U_A^L f_L e^{-\lambda_{iL} t} + U_A^S f_g e^{-\lambda_{iH} t}] \quad (\text{Eq F-1})$$

Where:

$k' = 1E6$ picocurie/microcurie (pCi/ μ ci)

$U_A^L =$ the consumption rate of fresh leafy vegetation, 0, 26, 42, 64 kg/yr for infant, child, teenager, or adult age groups, respectively (Reg. Guide 1.109, Rev. 1)

$U_A^S =$ the consumption rate of stored vegetation, 0, 520, 630, 520 kg/yr for infant, child, teenager, or adult age groups respectively (Reg. Guide 1.109, Rev. 1)

$f_L =$ the fraction of the annual intake of fresh leafy vegetation grown locally, = 1.0 (NUREG-0133)

$f_g =$ the fraction of the stored vegetation grown locally = 0.76 (NUREG-0133)

$t_L =$ the average time between harvest of leafy vegetation and its consumption, 8.6×10^4 seconds [Table E-15, Reg. Guide 1.109, Rev. 1 (24 hrs)]

$t_H =$ the average time between harvest of stored leafy vegetation and its consumption, 5.18×10^6 seconds, [Table E-15, Reg. Guide 1.109, Rev. 1 (60 days)]

$Y_v =$ the vegetation area density, 2.0 kg/m² (Table E-15, Reg. Guide 1.109, Rev. 1)

All other parameters are as previously defined.

The concentration of tritium in vegetation is based on the airborne concentration rather than the deposition. Therefore, R_i is based on (X/Q)

$$R_{t,a,o} = k' k''' [U_A^L f_L + U_A^S f_g] (DFL_{t,a,o}) (.75 [L/H]) \quad (\text{Eq F-2})$$

Where:

All terms are as defined above and in Appendix D.

Reference: ODCM Part III, Tables 5.7.1 to 5.7.4

APPENDIX A-F REFERENCES

Page 1 of 4

Parameters Used in Dose Factor Calculations

Parameter	Value	Origin of Value		
		Table in R.G. 1.109	Section of NUREG-0133	SitE- Specific
	*** For P_i ***			
DFA _i	Each radionuclide	E-9		Note 1
BR	3700 m ³ /yr (child)	E-5		
	For R _i (Vegetation)			
r	Each element type	E-1		
Y _v	2.0 kg/m ²	E-15		
λ _w	5.73 E-7 sec ⁻¹		5.3.1.3	
DFL _i	Each age group and radionuclide	E-11 thru E-14		Note 1
U _a ^L	Each age group	E-5		
f _L	1.0		5.3.1.5	
t _L	8.6 E + 4 seconds	E-15		
U _a ^S	Each age group	E-5		
f _g	0.76		5.3.1.5	
t _h	5.18 E + 6 seconds	E-15		
H	8.0 grams/m ³		5.2.1.3	
	For R _i (Inhalation)			
BR	Each age group	E-5		
DFA _i	Each age group and nuclide	E-7 thru E-10		Note 1

APPENDIX A-F REFERENCES

Page 2 of 4

Parameters Used in Dose Factor Calculations

Parameter	Value	Origin of Value		
		Table in R.G. 1.109	Section of NUREG-0133	SitE- Specific
	*** For R_i (Ground Plane) ***			
SF	0.7	E-15		
DFG _i	Each radionuclide	E-6		
t	4.73 E + 8 sec		5.3.1.2	
	*** For R_i (Grass/Animal/Meat) ***			
Q _F (Cow)	50 kg/day	E-3		
Q _F (Goat)	6 kg/day	E-3		Ref. Only
U _{ap}	Each age group	E-5		
λ _w	5.73 E-7 sec ¹		5.3.1.3	
F _r (Both)	Each element	E-1		
r	Each element type	E-15		
DFL _i	Each age group and nuclide	E-11 thru E-14		Note 1
f _p	1.0		5.3.1.3	Note 2
f _s	1.0		5.3.1.3	Note 2
Y _p	0.7 kg/m ²	E-15		
t _h	7.78 E + 6 sec	E-15		
Y _s	2.0 kg/m ²	E-15		
t _f	1.73 E + 6 sec	E-15		
H	8.0 grams/m ³		5.2.1.3	

APPENDIX A-F REFERENCES

Page 3 of 4

Parameters Used in Dose Factor Calculations

Parameter	Value	Origin of Value		
		Table in R.G. 1.109	Section of NUREG-0133	SitE- Specific
	*** For R _i (Grass/Cow/Milk) ***			
Q _f	50 kg/day	E-3		
U _{ap}	Each age group	E-5		
λ _w	5.73 E-7 sec ⁻¹		5.3.1.3	
F _m	Each element	E-1		
r	Each element type	E-15		
DFL ₁	Each age group and nuclide	E-11 thru E-14		Note 1
Y _p	0.7 kg/m ²	E-15		
t _h	7.78 E + 6 sec	E-15		
Y _s	2.0 kg/m ²	E-15		
t _f	1.73 E + 5 sec	E-15		
f _p	1.0		5.3.1.3	
f _s	1.0		5.3.1.3	
H	8.0 grams/m ³		5.2.1.3	

APPENDIX A-F REFERENCES

Page 4 of 4

NOTES

1. Inhalation and ingestion dose factors were taken from the indicated source. For each age group, for each nuclide, the organ dose factor used was the highest dose factor for that nuclide and age group in the referenced table.
2. Typically, beef cattle are raised all year on pasture. Annual land surveys have indicated that the small number of goats raised within 5 miles, typically are used for grass control and not food or milk. Nevertheless, the goats can be treated as full meat sources where present, despite the fact that their numbers cannot sustain the meat consumption rates of Table E-5, NUREG-0133.

REFERENCES

1. Regulatory Guide 1.109, "Calculation of Annual Doses to Man from Routine Releases of Reactor Effluents for the Purpose of Evaluating Compliance with 10 CFR Part 50, Appendix I," Revision 1, October 1977.
2. TMI-1 Technical Specifications, attached to Facility Operating License No. DPR-50.
3. NUREG-0133, "Preparation of Radiological Effluent Technical Specifications for Nuclear Power Plants," October 1978.

**Process Control Program for Radioactive Wastes, Revision 11
RW-AA-100**

(Revision 11 was issued on August 24, 2015)

PROCESS CONTROL PROGRAM FOR RADIOACTIVE WASTES

1. PURPOSE

1.1. The purpose of the Process Control Program (PCP) is to:

1.1.1. Establish the process and boundary conditions for the preparation of specific procedures for processing, sampling, analysis, packaging, storage, and shipment of solid radwaste in accordance with local, state, and federal requirements. **(CM-1)**

1.1.2. Establish parameters which will provide reasonable assurance that all Low Level Radioactive Wastes (LLRW), processed by the in-plant waste process systems on-site OR by on-site vendor supplied waste processing systems, meet the acceptance criteria to a Licensed Burial Facility, as required by 10CFR Part 20, 10CFR Part 61, 10CFR Part 71, 49CFR Parts 171-172, "Technical Position on Waste Form (Revision 1)" [1/91], "Low-Level Waste Licensing Branch Technical Position on Radioactive Waste Classification" [5/83], and the Station Technical Specifications, as applicable.

1.1.3. Provide reasonable assurance that waste placed in "on-site storage" meets the requirements as addressed within the Safety Analysis Reports for the low level radwaste storage facilities for dry and/or processed wet waste.

2. TERMS AND DEFINITIONS

2.1. **Blending:** The mixing of LLRW with different concentrations of radionuclides, typically in an effort to create a relatively homogeneous mixture for disposal.

2.2. **Classification Controlling Nuclides:** One or more nuclides, listed in Table 1 or Table 2 of 10CFR61.55, whose concentration is the specific basis for the classification of the waste container. This could be a single nuclide or multiple nuclides that make up >50% of the sum of the fractions.

2.3. **Compaction:** When dry wastes such as paper, wood, plastic, cardboard, incinerator ash, and etc. are volume reduced through the use of a compactor.

2.4. **Concentration Averaging:** The averaging of the radionuclide concentrations for specific wastes or mixture of waste over the volume or weight of the waste.

2.5. **Dewatering:** The process of removing fluids from liquid waste streams to produce a waste form that meets the requirements of 10CFR Part 61 and applicable burial site criteria, $\leq 0.5\%$ by volume when the waste is packaged to an "unstable" state, or $\leq 1\%$ by volume when the waste is packaged to a "stable" form.

- 2.6. **Encapsulation:** Encapsulation is the surrounding of a radioactive source or component with a nonradioactive material. Encapsulation involves a radioactive core surrounded by a non-radioactive matrix.
- 2.7. **High Integrity Container (HIC):** A disposable container that is approved to the Requirements of 10CFR61. The use of HIC's is an alternative to solidification or encapsulation in a steel container to meet burial stability. HIC's are used to package dewatered liquid wastes, (e.g. filter cartridges, filter media, resin, sludges, etc), or dry active waste.
- 2.8. **Homogeneous Waste:** Waste in which concentrations of radionuclides of concern are likely to approach uniformity in the context of reasonable foreseeable intruder scenarios (This is because hot spots are a concern with respect to protection of an individual who may inadvertently intrude into the burial site).
- 2.9. **Incineration, RVR, and/or Glass Vitrification of Liquid or Solid:** Dry or wet waste processed via incineration and/or thermal processing where the volume is reduced by thermal means meets 10CFR61 requirements.
- 2.10. **Liquid Waste Processing Systems:** In-plant or vendor supplied processing systems consisting of equipment utilized for evaporation, filtration, demineralization, dewatering, compression dewatering, solidification, or reverse osmosis (RO) for the treatment of liquid wastes (such as Floor Drains, Chemical Drains and Equipment Drain inputs).
- 2.11. **Mixable Waste:** Waste that is amenable to physical mixing to create relatively uniform radionuclide concentrations.
- 2.12. **Nuclides of Concern:** A nuclide in the waste in concentrations greater than 1% of the concentration of that nuclide listed in Table 1 of 10CFR61.55 or 1% of the applicable class-dependent concentration of that nuclide in Table 2 of 10CFR61.55, Column 2 or 3.
- 2.13. **Process Control Program (PCP):** The program which contains the current formulas, sampling, analysis, tests, and determinations to be made to ensure that processing and packaging of solid radioactive waste based on demonstrated processing of actual or simulated wet solid wastes will be accomplished in such a way as to assure the waste meets the stabilization criteria specified in 10CFR Parts 20, 61 and 71, state regulations, and burial site requirements.
- 2.14. **Solidification:** Liquid waste processed to either an unstable or stable form per 10CFR61 requirements. Waste solidified does not have to meet the 300-year free standing monolith criteria. Approved formulas, samples and tests do not have to meet NRC approval for wastes solidified in a container meeting stability criteria (e.g. High Integrity Container).

- 2.15. **Solidification Media:** An approved media (e.g. Barnwell - vinyl ester styrene, cement, bitumen) when waste containing nuclides with greater than 5-year half lives is solidified in a container with activity greater than 1 micro curie/cc. Waste solidified in a HIC is approved by the commission meeting the 10CFR61 stabilization criteria, including 1% free standing liquids by volume when the waste is packaged to a "stable" form and $\leq 0.5\%$ when waste is packaged to an "unstable" form. The formulas, sampling, analysis, and test do not require NRC approval, because the HIC meets the stability criteria.
- 2.15.1. Solidification to an unstable or stable state is performed by vendors, when applicable. Liquid waste solidified to meet stabilization criteria (10CFR61 and 01-91 Branch Technical Requirements) shall have documentation available that demonstrates that the process is approved by the NRC or disposal facility.
- 2.16. **Stabilization:** Liquid waste processed to a "stable state" per 10CFR61 Requirements. Established formulas, samples, and tests shall be approved by the NRC in order to meet solidification "stabilization" criteria. This processing method is currently not available, because the NRC recognizes that waste packed in a High Integrity Container meets the 300-year stabilization criteria. In the event that this processing method becomes an acceptable method, then the NRC shall approve the stabilization formulas, samples, tests, etc.
- 2.17. **Waste Streams:** Consist of but are not limited to
- Filter media (powdered, bead resin and fiber),
 - Filter cartridges,
 - Pre-coat body feed material,
 - Contaminated charcoal,
 - Fuel pool activated hardware,
 - Oil Dry absorbent material added to a container to absorb liquids
 - Fuel Pool Crud
 - Sump and tank sludges,
 - High activity filter cartridges,
 - Concentrated liquids,
 - Contaminated waste oil,
 - Dried sewage or wastewater plant waste,
 - Dry Active Waste (DAW): Waste such as filters, air filters, low activity cartridge filters, paper, wood, glass, plastic, cardboard, hoses, cloth, and metals, etc, which have become contaminated as a consequence of normal operating, housekeeping and maintenance activities.
 - Other radioactive waste generated from cleanup of inadvertent contamination.

3. **RESPONSIBILITIES**

- 3.1. Implementation of this Process Control Program (PCP) is described in procedures at each station and is the responsibility of the each site to implement.

4. **MAIN BODY**

4.1. **Process Control Program Requirements**

- 4.1.1. A change to this PCP (Radioactive Waste Treatment Systems) may be made provided that the change is reported as part of the annual radioactive effluent release report, Regulatory Guide 1.21, and is approved by the Plant Operations Review Committee (PORC).
- 4.1.2. Changes become effective upon acceptance per station requirements.
- 4.1.3. A solidification media, approved by the burial site, may be **REQUIRED** when liquid radwaste is solidified to a stable/unstable state.
- 4.1.4. **When** processing liquid radwaste to meet solidification stability using a vendor supplied solidification system:
1. **If** the vendor has its own Quality Assurance (QA) Program, **then** the vendor shall **ADHERE** to its own QA Program and shall have **SUBMITTED** its process system topical report to the NRC or agreement state.
 2. **If** the vendor does **not HAVE** its own Quality Assurance Program, **then** the vendor shall **ADHERE** to an approved Quality Assurance Topical Report standard belonging to the Station or to another approved vendor.
- 4.1.5. The vendor processing system(s) is/are controlled per the following:
1. A commercial vendor supplied processing system(s) may be **USED** for the processing of LLRW streams.
 2. Vendors that process liquid LLRW at the sites shall **MEET** applicable Quality Assurance Topical Report and Augmented Quality Requirements.
- 4.1.6. Vendor processing system(s) operated at the site shall be **OPERATED and CONTROLLED** in accordance with vendor approved procedures or station procedures based upon vendor approved documents.
- 4.1.7. All waste streams processed for burial or long term on-site storage shall **MEET** the waste classification and characteristics specified in 10CFR Part 61.55, Part 61.56, the 5-83 Branch Technical Position for waste classification, and the applicable burial site acceptance criteria (for any burial site operating at the time the waste was processed).
- 4.1.8. An Exelon Nuclear plant may store waste at another Exelon Nuclear plant, provided formal NRC approval has been **RECEIVED** for the transfer of waste.

4.2. General Waste Processing Requirements

NOTE: On-site resin processing involves tank mixing and settling, transferring to the station or vendor processing system via resin water slurry or vacuuming into approved waste containers, and, when applicable, dewatering for burial.

- 4.2.1. Vendor resin beds may be **USED** for decontamination of plant systems, such as, SFP (Spent Fuel Pool), RWCU (reactor water cleanup), and SDC (Shut Down Cooling). These resins are **then PROCESSED** via the station or vendor processing system.
- 4.2.2. Various drains and sump discharges will be **COLLECTED** in tanks or suitable containers for processing treatment. Water from these tanks may be **SENT** through a filter, demineralizer, concentrator or vendor supplied processing systems.
- 4.2.3. Process waste (e.g. filter media, sludges, resin, etc) will be periodically **DISCHARGED** to the station or vendor processing system for onsite waste treatment **or PACKAGED** in containers for shipment to offsite vendor for volume reduction processing.
- 4.2.4. Process water (e.g. chemical, floor drain, equipment drain, etc.) may be **SENT** to either the site waste processing systems or vendor waste processing systems for further filtration, demineralization for plant re-use, or discharge.
- 4.2.5. All dewatering and solidification/stabilization will be **PERFORMED** by either utility site personnel or by on-site vendors **or** will be **PACKAGED and SHIPPED** to an off-site vendor low-level radwaste processing facility.
- 4.2.6. Dry Active Waste (DAW) will be **HANDLED and PROCESSED** per the following:
1. DAW will be **COLLECTED and SURVEYED** and may be **SORTED** for compactable and non-compactable wastes.
 2. DAW may be packaged in containers to facilitate on-site pre-compaction and/or off-site vendor contract requirements.
 3. DAW items may be **SURVEYED** for release onsite or offsite when applicable.
 4. Contaminated filter cartridges will be **PLACED** into a HIC **or** will be **ENCAPSULATED** in an in-situ liner for disposal **or SHIPPED** to an offsite waste processor in drums, boxes or steel liners per the vendor site criteria for processing and disposal.

- 4.2.7. Filtering devices using pre-coat media may be **USED** for the removal of suspended solids from liquid waste streams. The pre-coat material or cartridges from these devices may be routinely **REMOVED** from the filter vessel and discharged to a Filter Sludge Tank or Liner/HIC. Periodically, the filter sludge may be **DISCHARGED** to the vendor processing system for waste treatment onsite **or PACKAGED** in containers for shipment to offsite vendor for volume reduction processing.
- 4.2.8. Activated hardware stored in the Spent Fuel Pools will be **PROCESSED** periodically using remote handling equipment **and** may then be **PUT** into a container for shipment or storage in the pool or loading the processed activated hardware into the Dry Cask storage system.
- 4.2.9. High Integrity Containers (HIC):
1. For disposal at Barnwell, vendors supplying HIC's to the station shall **PROVIDE** a copy of the HIC Certificate of Compliance, which details specific limitations on use of the HIC.
 2. For disposal at Clive or WCS, vendors supplying HIC's to the station shall **PROVIDE** a copy of the HIC Certificate of Conformance, which details specific limitations on use of the HIC.
 3. Vendors supplying HIC's to the station shall **PROVIDE** a handling procedure which establishes guidelines for the utilization of the HIC. These guidelines serve to protect the integrity of the HIC and ensure the HIC is handled in accordance with the requirements of the Certificate of Compliance or Certificate of Conformance.
- 4.2.10. Lubricants and oils contaminated as a consequence of normal operating and maintenance activities may be **PROCESSED** on-site (by incineration, for oils meeting 10CFR20.2004 and applicable state requirements, or by an approved vendor process) **or SHIPPED** offsite (for incineration or other acceptable processing method).
- 4.2.11. Former in-plant systems GE or Stock Drum Transfer Cart and Drum Storage Areas may be **USED** for higher dose DAW storage at Clinton, Dresden, Quad Cities, Braidwood and Byron.
- 4.2.12. Certain waste, including flowable solids from holding pond, oily waste separator, cooling tower basin and emergency spray pond, may be disposed of onsite under the provisions of a 10CFR20.2002 permit. Specific requirements associated with the disposal shall be incorporated into station implementing procedures. **(CM-2)**

- 4.2.13. Concentration averaging may be **PERFORMED** to combine LLRW having different concentrations of radionuclides to form a homogeneous mixture in accordance with the guidance in the NRC's Branch Technical Position on Concentration Averaging and Encapsulation-1995, NRC-2011-0022:
- For homogeneous waste types such as resins and filter media, the concentration of the mixture for classification purposes may be based on either the highest radionuclide concentration in any of the individual waste types contributing to the mixture or the volumetric or weight-averaged nuclide concentrations in the mixture provided that the concentrations of the individual waste type contributors to the mixture are within a factor of 10 of the average concentration of the resulting mixture. (NOTE: a designed collection of homogeneous waste types (from different sources within a facility) is not considered 'mixing' and the concentration for classification purposes may be the average concentration of the combination).
 - For non-homogeneous waste types such as activated metals, cartridge filters or components incorporating radioactivity in their design, the concentration should be determined from the total weight or displaced volume (excluding major void spaces) of the component. Mixtures of components in a disposal container is permissible. Concentration averaging of a mixture of components of similar types can be performed in accordance with the NRC's Branch Technical Position on Concentration Averaging and Encapsulation and any State or Disposal Site specific requirements.
- 4.2.14. Blending may be **PERFORMED** for routine LLRW such as resins and filter media in accordance with the guidance in the NRC's Branch Technical Position on Concentration Averaging and Encapsulation as further clarified in SECY 2010-0043. The concentration of the mixture may be determined based on the total activity of all components in the mixture divided by the total volume or mass of the mixture. Reasonable effort should be made to mix blended LLRW so that activity is evenly distributed.
- 4.2.15. Encapsulation may be **PERFORMED** for routine wastes such as filters, filter cartridges, or sealed sources centered in an encapsulated mass, in accordance with the guidance in the NRC's Branch Technical Position on Concentration Averaging and Encapsulation. Classification may be based on the overall volume of the final solidified mass provided that;
- The minimum solidified volume or mass should be reasonably difficult to move by hand.
 - The maximum solidified volume or mass used for determining concentration for any single discrete source should be no more than 0.2 m³ or 500Kg (typically 55-gallon drum).
 - The maximum amount of gamma-emitting radioactivity or radioactive material is <0.02 mrem/hr on the surface of the encapsulation over a 500-year decay period.
 - The maximum amount of any radionuclide in a single encapsulation, when averaged over the waste and encapsulating media, does not exceed the

maximum concentration limits for Class C waste.

- Written procedures should be established to ensure that the radiation source(s) is reasonably centered (or distributed) within the encapsulating media.
- All other disposal facility requirements for encapsulated material are met.

4.3. Burial Site Requirements

- 4.3.1. Waste sent directly to burial shall **COMPLY** with the applicable parts of 49CFR171-172, 10CFR61, 10CFR71, and the acceptance criteria for the applicable burial site.

4.4. Shipping and Inspection Requirements

- 4.4.1. All shipping/storage containers shall be **INSPECTED**, as required by station procedures, for compliance with applicable requirements (Department of Transportation (DOT), Nuclear Regulatory Commission (NRC), station, on-site storage, and/or burial site requirements) prior to use.
- 4.4.2. Containers of solidified liquid waste shall be **INSPECTED** for solidification quality and/or dewatering requirements per the burial site, offsite vendor acceptance, or station acceptance criteria, as applicable.
- 4.4.3. Shipments sent to an off site processor shall be **INSPECTED** to ensure that the applicable processor's waste acceptance criteria are being met.
- 4.4.4. Shipments sent for off site storage shall **MEET** the storage site's waste acceptance criteria.
- #### 4.5. Inspection and Corrective Action
- 4.5.1. Inspection results that indicate non-compliance with applicable NRC, State, vendor, or site requirements shall be IDENTIFIED and TRACKED through the Corrective Action Program.
- 4.5.2. Administrative controls for preventing unsatisfactory waste forms from being released for shipment are described in applicable station procedures. **If** the provisions of the Process Control Program are not satisfied, **then SUSPEND** shipments of defectively packaged radioactive waste from the site. **(CM-1)**
- 4.5.3. **If** freestanding water or solidification **not** meeting program requirements is observed, **then** samples of the particular series of batches shall be **TAKEN** to determine the cause. Additional samples shall be **TAKEN**, as warranted, to ensure that **no** freestanding water is present and solidification requirements are maintained.

4.6. Procedure and Process Reviews

- 4.6.1. The Exelon Nuclear Process Control Program and subsequent changes (other than editorial/minor changes) shall be **REVIEWED and APPROVED** in accordance with the station procedures, plant-specific Technical Specifications (Tech Spec), Technical Requirements Manual (T&RM), Operation Requirements Manual (ORM), as applicable, for the respective station and LS-AA-106. Changes to the Licensees Controlled Documents, UFSAR, ORM, or TRM are controlled by the provisions of 10CFR 50.59.
- 4.6.2. Any changes to the PCP shall be reviewed to determine if reportability is required in the Annual Radiological Effluent Release Report (ARERR). The Radwaste Specialist shall ensure correct information is **SUBMITTED** to the ODCM program owner prior to submittal of the ARERR.
- 4.6.3. Procedures shall be **IMPLEMENTED** as follows:
- Station processes or other vendor waste processing/operating procedures shall be technically reviewed and approved per RM-AA-102-1006.
 - Procedures related to waste manifests, shipment inspections, and container activity determinations are **CONTROLLED** by Radiation Protection Standard Procedures (RP-AA-600 Series).
 - Site waste processing **IS CONTROLLED** by site operating procedures.
 - Liquid processed by vendor equipment shall be **PERFORMED** in accordance with vendor procedures.
 - The dewatering procedures implemented by Vendor for the purpose of compliance to the Process Control Program **SHALL BE REVIEWED and APPROVED** in accordance with the plant specific TRM or ORM (either Current Technical Specifications (CTS) or Improved Technical Specifications (ITS), as applicable for the respective stations).

4.7. Waste Types, Point of Generation, and Processing Method

Methods of processing and individual vendors may **CHANGE** due to changing financial and regulatory options. The table below is a representative sample. It is **not** intended to be all encompassing.

WASTE STREAM	POINTS OF GENERATION	AVAILABLE WASTE PROCESSING METHODS
Bead Resin	Systems - Fuel Pool, Condensate, Reactor Water Cleanup, Blowdown, Equipment Drain, Chemical and Volume Control Systems, Floor Drain, Maximum Recycle, Blowdown, Boric Acid Recycling System, Vendor Supplied Processing Systems, and Portable Demin System	Dewatering, solidification to an unstable/stable state Thermal Processing Free Release to a Land Fill
Powdered Resin	Systems - (Condensate System, Floor Drain/Equipment Drain filtration, Fuel Pool)	Dewatering, solidification to an unstable/stable state Thermal Processing
Concentrated Waste	Waste generated from Site Evaporators resulting typically from the Floor Drain and Equipment Drain Systems	Solidification to an unstable/stable state Thermal Processing
Sludge	Sedimentation resulting from various sumps, condensers, tanks, cooling tower, emergency spray pond, holding pond, and oily waste separators	Dewatering, solidification to an unstable/stable state Thermal Processing Evaporation on-site or at an offsite processor On-site disposal per 10CFR20.2002 permit
Filter cartridges	Systems - Floor/Equipment Drains, Fuel Pool; cartridge filters are typically generated from clean up activities within the fuel pool, torus, etc	Dewatering, solidification to an unstable/stable state Processed by a vendor for volume reduction
Dry Active Waste	Paper, wood, plastic, rubber, glass, metal, and etc. resulting from daily plant activities	Decon/Sorting for Free Release Compaction/Super-compaction Thermal Processing by Incineration or glass vitrification Sorting for Free Release Metal melting to an ingot
Contaminated Oil	Oil contaminated with radioactive materials from any in-plant system.	Solidification unstable state Thermal Processing by Incineration Free Release for recycling

WASTE STREAM	POINTS OF GENERATION	AVAILABLE WASTE PROCESSING METHODS
Drying Bed Sludge	Sewage Treatment and Waste Water Treatment Facilities	Free release to a landfill or burial
Metals	See DAW	See DAW
Irradiated Hardware	Fuel Pool, Reactor Components	Volume Reduction for packaging efficiencies

5. **DOCUMENTATION**

5.1. Records of reviews performed shall be retained for the duration of the unit operating license. This documentation shall contain:

1. Sufficient information to support the change together with the appropriate analyses or evaluations justifying the change, and
2. A determination which documents that the change will maintain the overall conformance of waste products to Federal (10CFR61 and the Branch Technical Position), State, or other applicable requirements, including applicable burial site criteria.

6. **REFERENCES**

6.1. Station Commitments:

6.1.1. Peach Bottom

CM-1, T03819, Letter from G.A. Hunger, Jr., dated Sept. 29 1994, transmitting TSCR 93-16 (Improved Technical Specifications). (Step 1.1.1, 4.5.2)

6.1.2. Limerick

CM-2, T03896, 10CFR20.2002 permit granted to Limerick via letter dated July 10, 1996. (Step 4.2.12)

6.2. Technical Specifications:

6.2.1. The details contained in Current Tech Specs (CTS) or Improved Technical Specifications (ITS), as applicable, in regard to the Process Control Program (PCP), are to be relocated to the Licensee Controlled Documents. Some facilities have elected to relocate these details into the Operational Requirements Manual (ORM). Relocation of the description of the PCP from the CTS or ITS does **not** affect the safe operation of the facility. Therefore, the relocation details are **not** required to be in the CTS or the ITS to provide adequate protection of the public health and safety.

6.3. UFSAR

6.3.1. Braidwood UFSAR, Section 11.4, Solid Waste Management System

- 6.3.2. Byron UFSAR Section 11.4, Solid Waste Management System
- 6.3.3. Calvert Cliffs UFSAR Section 11.1.2.3 Solid Waste Processing System
- 6.3.4. Clinton USAR Table 11.4, Solid Waste Management System
- 6.3.5. Dresden UFSAR Section 11.4, Waste Management System
- 6.3.6. Ft. Calhoun USAR Section 11-03, Radiological Effluent Requirements
- 6.3.7. Ginna UFSAR Section 11.4, Solid Waste Management System
- 6.3.8. LaSalle UFSAR Section 11.4.2.7 Storage areas, Table 12.3.6- IRSF Storage Area
- 6.3.9. Limerick UFSAR Section 11.4, Solid Waste Management
- 6.3.10. Nine Mile Point Unit 1 UFSAR Section 2.3 Solid Waste System
- 6.3.11. Nine Mile Point Unit 2 UFSAR Section 11.4, Solid Waste Management System
- 6.3.12. Oyster Creek UFSAR Section 11.4, Solid Waste Management System
- 6.3.13. Peach Bottom UFSAR Section 9.0, Radioactive Waste Systems
- 6.3.14. Quad Cities UFSAR Section 11.4.4.5, Interim Radwaste Storage Facility
- 6.3.15. Three Mile Island UFSAR Section 11.2, Radioactive Waste Disposal Systems Summary
- 6.4. Writers' References:
 - Amendment No. 202 to Facility Operating License No. NPF-11 and Amendment No. 189 to Facility Operating License (FOL) No. NPF-18 for the LaSalle County Station (LSCS), Units 1 and 2
 - Code of Federal Regulations: 10 CFR Part 20, Part 61, Part 71, 49 CFR Parts 171-172
 - I.E. Circular 80.18, 10CFR 50.59 Safety Evaluation for Changes to Radioactive Waste Treatment Systems
 - Low Level Waste Licensing Branch Technical Position on Radioactive Waste Classification, May 1983
 - NRC Branch Technical Position on Blending of Low-Level Radioactive Waste, SECY-10-0043
 - NRC Concentration Averaging and Encapsulation Branch Technical Position, NRC-2011-0022
 - Regulatory Guide 1.21, Measuring Evaluating, and Reporting Radioactivity in Solid Wastes and Releases of Radioactive materials in Liquid and Gaseous Effluents from Light-Water-Cooled Nuclear Power Plants
 - Technical Position on Waste Form (Revision 1), January 1991

6.5. Users' References:

- CY-AA-170-2000, Annual Radioactive Effluent Release Report
- LS-AA-106, Plant Operations Review Committee
- Quality Assurance Program (QATR)
- RM-AA-101, Records Management Program
- RM-AA-102-1006, Processing Vendor Documents
- RP-AA-600 Series, Radioactive Material/Waste Shipments

7. ATTACHMENTS - None