


NUREG-1100  
Volume 32



**U.S. NRC**

United States Nuclear Regulatory Commission

---

*Protecting People and the Environment*

---

**CONGRESSIONAL  
BUDGET  
JUSTIFICATION  
FISCAL YEAR  
2017**

---

## AVAILABILITY OF REFERENCE MATERIALS IN NRC PUBLICATIONS

### NRC Reference Material

As of November 1999, you may electronically access NUREG-series publications and other NRC records at NRC's Library at [www.nrc.gov/reading-rm.html](http://www.nrc.gov/reading-rm.html). Publicly released records include, to name a few, NUREG-series publications; *Federal Register* notices; applicant, licensee, and vendor documents and correspondence; NRC correspondence and internal memoranda; bulletins and information notices; inspection and investigative reports; licensee event reports; and Commission papers and their attachments.

NRC publications in the NUREG series, NRC regulations, and Title 10, "Energy," in the *Code of Federal Regulations* may also be purchased from one of these two sources.

#### 1. The Superintendent of Documents

U.S. Government Publishing Office  
Mail Stop IDCC  
Washington, DC 20402-0001  
Internet: [bookstore.gpo.gov](http://bookstore.gpo.gov)  
Telephone: (202) 512-1800  
Fax: (202) 512-2104

#### 2. The National Technical Information Service

5301 Shawnee Rd., Alexandria, VA 22312-0002  
[www.ntis.gov](http://www.ntis.gov)  
1-800-553-6847 or, locally, (703) 605-6000

A single copy of each NRC draft report for comment is available free, to the extent of supply, upon written request as follows:

Address: **U.S. Nuclear Regulatory Commission**  
Office of Administration  
Publications Branch  
Washington, DC 20555-0001  
E-mail: [distribution.resource@nrc.gov](mailto:distribution.resource@nrc.gov)  
Facsimile: (301) 415-2289

Some publications in the NUREG series that are posted at NRC's Web site address [www.nrc.gov/reading-rm/doc-collections/nuregs](http://www.nrc.gov/reading-rm/doc-collections/nuregs) are updated periodically and may differ from the last printed version. Although references to material found on a Web site bear the date the material was accessed, the material available on the date cited may subsequently be removed from the site.

### Non-NRC Reference Material

Documents available from public and special technical libraries include all open literature items, such as books, journal articles, transactions, *Federal Register* notices, Federal and State legislation, and congressional reports. Such documents as theses, dissertations, foreign reports and translations, and non-NRC conference proceedings may be purchased from their sponsoring organization.

Copies of industry codes and standards used in a substantive manner in the NRC regulatory process are maintained at—

#### The NRC Technical Library

Two White Flint North  
11545 Rockville Pike  
Rockville, MD 20852-2738

These standards are available in the library for reference use by the public. Codes and standards are usually copyrighted and may be purchased from the originating organization or, if they are American National Standards, from—

#### American National Standards Institute

11 West 42nd Street  
New York, NY 10036-8002  
[www.ansi.org](http://www.ansi.org)  
(212) 642-4900

Legally binding regulatory requirements are stated only in laws; NRC regulations; licenses, including technical specifications; or orders, not in NUREG-series publications. The views expressed in contractor-prepared publications in this series are not necessarily those of the NRC.

The NUREG series comprises (1) technical and administrative reports and books prepared by the staff (NUREG-XXXX) or agency contractors (NUREG/CR-XXXX), (2) proceedings of conferences (NUREG/CP-XXXX), (3) reports resulting from international agreements (NUREG/IA-XXXX), (4) brochures (NUREG/BR-XXXX), and (5) compilations of legal decisions and orders of the Commission and Atomic and Safety Licensing Boards and of Directors' decisions under Section 2.206 of NRC's regulations (NUREG-0750).

**DISCLAIMER:** This report was prepared as an account of work sponsored by an agency of the U.S. Government. Neither the U.S. Government nor any agency thereof, nor any employee, makes any warranty, expressed or implied, or assumes any legal liability or responsibility for any third party's use, or the results of such use, of any information, apparatus, product, or process disclosed in this publication, or represents that its use by such third party would not infringe privately owned rights.

NUREG-1100  
Volume 32



**CONGRESSIONAL  
BUDGET  
JUSTIFICATION  
FISCAL YEAR  
2017**

---



**CONTENTS**

**Executive Summary** ..... **vii**  
     Overview of the FY 2017 NRC Congressional Budget Justification ..... ix

**Proposed Fiscal Year 2017 Appropriations Legislation** ..... **1**  
     Salaries and Expenses ..... 1  
     Office of Inspector General ..... 1  
     Analysis of Proposed FY 2017 Appropriations Legislation ..... 1

**Annual Performance Plan** ..... **7**  
     Relating Resources to Goals ..... 7  
     Performance Indicators: FY 2012-FY 2014 ..... 8  
     Performance Indicators: FY 2015-FY 2017 ..... 11  
     Verification and Validation of Performance Indicators ..... 15  
     Strategic Plan Strategies and Supporting Business Lines ..... 34

**Nuclear Reactor Safety** ..... **39**  
     Operating Reactors ..... 41  
     New Reactors ..... 49

**Nuclear Materials and Waste Safety** ..... **59**  
     Fuel Facilities ..... 61  
     Nuclear Materials Users ..... 65  
     Spent Fuel Storage and Transportation ..... 71  
     Decommissioning and Low-Level Waste ..... 75

**Integrated University Program** ..... **81**

**Office of the Inspector General** ..... **83**  
     Audits Program ..... 83  
     Investigations Program ..... 85  
     NRC OIG’s Strategic Goals, Strategies, and Actions ..... 86  
     Inspector General Reform Act Certification for FY 2017 ..... 93

**Appendix A: Corporate Support** ..... **95**  
     Acquisitions ..... 96  
     Administrative Services ..... 97  
     Financial Management ..... 97  
     Human Resource Management ..... 98  
     Information Management ..... 98  
     Information Technology ..... 98  
     Outreach ..... 99  
     Policy Support ..... 99  
     Training ..... 99

**Appendix B: Budget Authority by Function** ..... **103**

**Appendix C: Estimated Fee Recovery** ..... **105**

**TABLE OF CONTENTS**

---

**Appendix D: Summary of Reimbursable Work ..... 107**

**Appendix E: Federal Information Technology Acquisition Reform Act Requirements... 109**

**Appendix F: Corporate and Office Support Budget Realignment ..... 111**

**Appendix G: Planned Rulemakings ..... 115**

**Appendix H: Obligations by Control Point ..... 121**

**Appendix I: Report on Drug Testing ..... 123**

**Appendix J: Acronym List ..... 125**

**FIGURES**

U.S. Nuclear Regulatory Commission FY 2014-FY 2017 Budget ..... vii  
 Corporate Support Resources Realignment Crosswalk..... 113

**TABLES**

Total NRC Budget Authority by Appropriation ..... ix  
 Budget Authority and Full-Time Equivalents..... x  
 Alignment of Resources to NRC Goals ..... 8  
 Nuclear Reactor Safety ..... 39  
 Operating Reactors by Product Line ..... 41  
 New Reactors by Product Line ..... 49  
 Nuclear Materials and Waste Safety ..... 59  
 Fuel Facilities by Product Line ..... 61  
 Nuclear Materials Users by Product Line ..... 65  
 Spent Fuel Storage and Transportation by Product Line ..... 71  
 Decommissioning and Low-Level Waste by Product Line ..... 75  
 Integrated University Program..... 81  
 NRC OIG Budget Authority and Full-Time Equivalents..... 83  
 Audits Budget Authority..... 83  
 Investigations Audits Budget Authority ..... 85  
 NRC OIG Budget Resources Linked to OIG’s Strategic Goals ..... 89  
 Corporate Support by Business Line ..... 95  
 Corporate Support Budget Authority and Full-Time Equivalents by Product Line ..... 96  
 Total NRC Budget Authority by Function..... 103  
 Estimated Fee Recovery ..... 105  
 Summary of Reimbursable Work ..... 107  
 NRC IT Table: Major IT Investments ..... 110  
 Planned Rulemakings ..... 115  
 Obligations by Control Point..... 121





**EXECUTIVE SUMMARY**

**Mission:** *The U.S. Nuclear Regulatory Commission licenses and regulates the Nation’s civilian use of radioactive material to protect public health and safety, promote the common defense and security, and protect the environment.*

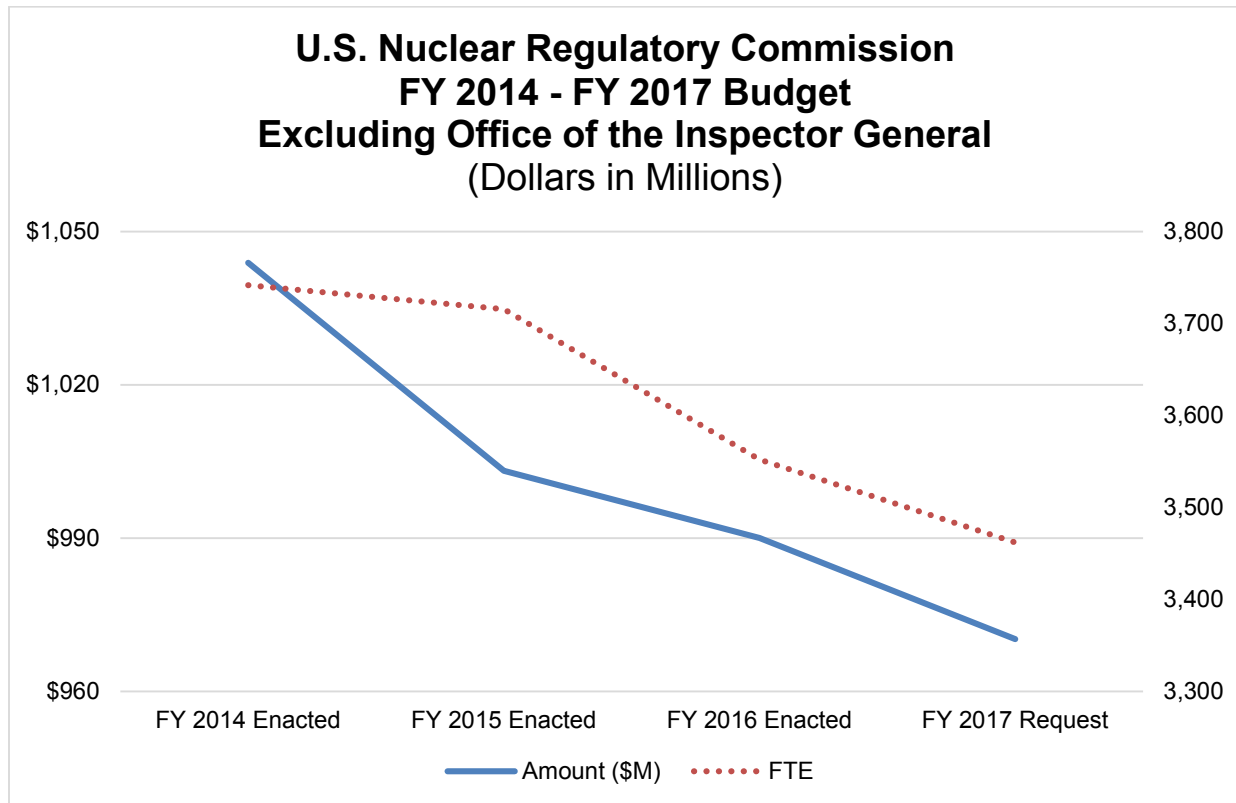
**Strategic Goals:**

**Safety** - ensure the safe use of radioactive materials

**Security** - ensure the secure use of radioactive materials

This Fiscal Year (FY) 2017 Congressional Budget Justification reflects the U.S. Nuclear Regulatory Commission’s (NRC’s) continued focus on accomplishing its mission; achieving resource savings; and improving the agency’s efficiency and effectiveness, while adapting to a dynamic environment.

Between FY 2001 and FY 2010, the NRC grew significantly to enhance the regulatory structure for security and incident response and prepare for the projected growth in the use of nuclear power in the United States. The level of forecasted nuclear power growth in the nation did not occur due to changes in the energy industry, resulting in fewer applications for new nuclear power plants and fuel cycle facilities, and earlier decommissioning of some existing plants. Consistent with the decline in workload, agency resources, excluding the Office of the Inspector General (OIG), have decreased approximately 8 percent from \$1,043.9 million, including 3,741.7 full-time equivalents (FTE), to \$970.2 million, including 3,462 FTE, between the FY 2014 Enacted budget and the FY 2017 Congressional Budget Justification. This represents a decrease of \$73.7 million, including 279.7 FTE.



## **EXECUTIVE SUMMARY**

---

The NRC recognizes the changing environment in the nuclear industry and remains committed to using resources effectively and efficiently. To that end, the NRC has initiated a transformation initiative, Project Aim, which involves taking a close look at the work we do and how we do it, evaluating our organizational structure, and developing a strategic workforce plan to ensure we have the right people in the right place at the right time doing the right work. In June 2015, as part of Project Aim, the Commission directed actions to further improve the agency's efficiency in its internal processes and reduce corporate support requirements. A key action involves rebaselining the agency's workload. This involves reviewing the agency's current and projected workload and developing a list of lower priority activities that can either be shed or performed with fewer resources. As a result of this analysis, the FY 2017 budget request reflects significant savings. As the agency continues to review and prioritize its work, this process will result in further efficiencies gained and resources saved.

The agency has undertaken a number of other initiatives to improve the efficiency and effectiveness of its operations, including the centralization of corporate functions and the merger of the Office of Federal and State Materials and Environmental Management and the Office of Nuclear Material Safety and Safeguards. The NRC contracted with Ernst & Young (EY) in February 2015 to review the agency's overhead functions and to identify ways to further reduce costs while continuing to support its mission. Informed by the EY overhead assessment and review of other Federal agency practices, the NRC reviewed activities currently categorized as overhead/Corporate Support and made improvements to the FY 2017 budget request to correctly realign resources in the mission areas they support. The NRC also worked with the National Academy of Public Administration to enhance and broaden recommendations such as increasing the transparency of fees, improving the operator reactor licensing process; and streamlining, standardizing, and clarifying roles and responsibilities in other processes.

While the agency has undertaken considerable steps to identify areas where it can realize efficiencies, the FY 2017 budget fully supports the NRC's safety and security programs, and the agency's primary focus continues to be protecting public health and ensuring the long-term safety of nuclear materials and facilities as detailed below.

## OVERVIEW OF THE FY 2017 NRC CONGRESSIONAL BUDGET JUSTIFICATION

The NRC's FY 2017 Congressional Budget Justification, including OIG, is \$982.3 million, including 3,525 FTE. The budget request represents a decrease of \$19.8 million or 2 percent when compared with the FY 2016 Enacted budget. This includes a decrease of 90 FTE.

<b>Total NRC Budget Authority by Appropriation</b>			
<b>(Dollars in Millions)</b>			
<b>NRC Appropriation</b>	<b>FY 2016 Enacted \$M</b>	<b>FY 2017 Request \$M</b>	<b>Changes from FY 2016 \$M</b>
<b>Salaries and Expenses (S&amp;E)</b>			
Budget Authority	990.0	970.2	(19.8)
Offsetting Fees	873.0	851.2	(21.9)
<b>Net Appropriated S&amp;E</b>	<b>\$117.0</b>	<b>\$119.0</b>	<b>\$2.0</b>
<b>Office of the Inspector General (OIG)</b>			
Budget Authority	12.1	12.1	0.0
Offsetting Fees	10.1	10.0	0.0
<b>Net Appropriated OIG</b>	<b>\$2.1</b>	<b>\$2.1</b>	<b>\$0.0</b>
<b>Total NRC</b>			
Budget Authority	1,002.1	982.3	(19.8)
Offsetting Fees	883.1	861.2	(21.9)
<b>Total Net Appropriated</b>	<b>\$119.0</b>	<b>\$121.1</b>	<b>\$2.1</b>

\$M includes FTE costs as well as contract support and travel. Numbers may not add due to rounding.

The OIG's component of the FY 2017 proposed budget is \$12.1 million, of which \$11.2 million is for auditing and investigation activities for NRC programs and \$1.0 million is for the auditing and investigation activities of the Defense Nuclear Facilities Safety Board (DNFSB). These resources will allow OIG to carry out its mission to independently and objectively conduct audits and investigations to ensure the efficiency and integrity of NRC and DNFSB programs and operations; to promote cost-effective management and to prevent and detect fraud, waste, and abuse.

In accordance with the provisions of the Omnibus Budget Reconciliation Act of 1990 (OBRA-90), as amended, the NRC's FY 2017 budget provides for 90 percent fee recovery, less the amounts appropriated for (1) generic homeland security activities and (2) waste incidental to reprocessing activities under Section 3116 of the Ronald W. Reagan National Defense Authorization Act for Fiscal Year 2005. As discussed in the "Proposed Fiscal Year 2017 Appropriations Legislation" chapter of this Congressional Budget Justification, the proposed FY 2017 legislative language makes clear that DNFSB activities and \$5.0 million of the amount used for activities related to the development of regulatory infrastructure for advanced nuclear reactor technologies are excluded from OBRA-90's fee recovery requirement. This is in the same manner as the amounts appropriated to the Commission to implement Section 3116 of

## EXECUTIVE SUMMARY

the Ronald W. Reagan National Defense Authorization Act for Fiscal Year 2005 and amounts appropriated to the Commission for generic homeland security activities.

Accordingly, \$861.2 million of the FY 2017 budget will be recovered from fees assessed to NRC licensees. This will result in a net appropriation of \$121.1 million, which is an increase of \$2.1 million in net appropriations when compared with the FY 2016 Enacted budget. In accordance with the requirements defined in Section 51.2 of OMB Circular A-11, "Requirements for Program Justification," the NRC is providing the full cost of its programs.

<b>Budget Authority and Full-Time Equivalentts</b>						
<b>(Dollars in Millions)</b>						
<b>Major Programs</b>	<b>FY 2016 Enacted</b>		<b>FY 2017 Request</b>		<b>Changes from FY 2016</b>	
	<b>\$M</b>	<b>FTE</b>	<b>\$M</b>	<b>FTE</b>	<b>\$M</b>	<b>FTE</b>
Operating Reactors	589.2	2,157.2	587.5	2,103.6	(1.7)	(53.6)
New Reactors	171.3	622.9	169.9	614.6	(1.4)	(8.3)
<b>Nuclear Reactor Safety</b>	<b>\$760.4</b>	<b>2,780.1</b>	<b>\$757.4</b>	<b>2,718.2</b>	<b>\$(3.0)</b>	<b>(61.9)</b>
Fuel Facilities	44.3	172.5	41.5	157.1	(2.9)	(15.4)
Nuclear Materials Users	91.6	310.8	92.5	307.9	0.9	(2.9)
Spent Fuel Storage and Transportation	36.1	135.7	37.2	129.3	1.1	(6.5)
Decommissioning and Low-Level Waste	\$42.5	152.9	41.6	149.5	(1.0)	(3.3)
<b>Nuclear Materials and Waste Safety</b>	<b>\$214.6</b>	<b>771.9</b>	<b>\$212.8</b>	<b>743.8</b>	<b>\$(1.8)</b>	<b>(28.1)</b>
<b>Program Subtotal</b>	<b>\$975.0</b>	<b>3,552.0</b>	<b>\$970.2</b>	<b>3,462.0</b>	<b>\$(4.8)</b>	<b>(90.0)</b>
Integrated University Program	\$15.0	0.0	\$0.0	0.0	\$(15.0)	0.0
<b>Subtotal</b>	<b>\$990.0</b>	<b>3,552.0</b>	<b>\$970.2</b>	<b>3,462.0</b>	<b>\$(19.8)</b>	<b>(90.0)</b>
Inspector General	12.1	63.0	12.1	63.0	0.0	0.0
<b>Subtotal</b>	<b>\$1,002.1</b>	<b>3,615.0</b>	<b>\$982.3</b>	<b>3,525.0</b>	<b>\$(19.8)</b>	<b>(90.0)</b>
Reimbursable FTE		12.9		12.4		(0.5)
<b>Total</b>	<b>\$1,002.1</b>	<b>3,627.9</b>	<b>\$982.3</b>	<b>3,537.4</b>	<b>\$(19.8)</b>	<b>(90.5)</b>

\$M includes FTE costs as well as contract support and travel. Numbers may not add due to rounding.

The NRC is focused on becoming more agile in addressing the changing workload and resource environment and is committed to becoming more efficient, while at the same time meeting all of its regulatory obligations. The NRC has undertaken several initiatives to accomplish its mission more effectively over the next several years, while operating with fewer resources. This FY 2017 budget request reflects the NRC's progress in rightsizing the agency while continuing to fulfill its important safety and security responsibilities.

Compared with the FY 2016 Enacted budget, the Nuclear Reactor Safety Program decreased by \$3 million, including a decrease of 61.9 FTE and the Nuclear Materials and Waste Safety Program, decreased by \$1.8 million, including a decrease of 28.1 FTE. This budget includes \$5 million for advanced nuclear reactor technology, which is non-feebillable. No funding for the Integrated University Program is included in the budget request.

The NRC carries out its safety and security activities through two major programs: (1) Nuclear Reactor Safety, consisting of Operating Reactors and New Reactors, and (2) Nuclear Materials and Waste Safety, consisting of Fuel Facilities, Nuclear Material Users, Decommissioning and Low-Level Waste, and Spent Fuel Storage and Transportation. The agency accomplishes the mission to ensure safety and security through regulatory activities that include licensing, oversight, and rulemaking. Licensees are subject to oversight through inspection, assessment, investigation, and enforcement actions. Investigation and enforcement actions are a subset of oversight when there are suspected or proven instances of noncompliance with safety and security regulations. The NRC's event response activities prepare the agency to respond to emergencies involving radioactive materials.

In addition, the NRC's safety program evaluates and resolves safety issues at nuclear power plants, other nuclear facilities, and materials users that the agency regulates. The research program assesses and confirms existing and potential safety issues; supplies independent expertise, information, and technical judgments to support timely and realistic regulatory decisions; reduces uncertainties in risk assessments; and develops technical regulations and standards. The NRC also engages in cooperative research with other government agencies, stakeholders, universities, and international partners.

In FY 2017, the NRC will continue licensing and oversight activities for 100 operating commercial nuclear power reactors. In FY 2017, activities to address the lessons learned from the Fukushima Dai-ichi Nuclear Power Plant accident in Japan will continue to be a high priority. These include completing the implementation of the Mitigating Strategies and Spent Fuel Pool Instrumentation Order and continuing the implementation of the Severe Accident Capable Hardened Vents Order, as well as reviewing licensee responses to the requests for information associated with seismic and flooding hazard reevaluations and emergency preparedness. Additionally, the NRC will review three applications for medical isotope production facilities, including reviewing an operating license for a facility, and conducting environmental and safety reviews of construction permits for two facilities. In addition, the NRC will be performing oversight of construction of one medical isotope production facility.

The NRC will conduct licensing reviews and oversight activities for decommissioning power reactors including Kewaunee Power Station, San Onofre Nuclear Generating Station, Units 2 and 3, Crystal River 3 Nuclear Power Plant, and Vermont Yankee Nuclear Power Plant.

In FY 2017, the NRC expects to continue reviewing three new reactor combined license (COL) applications in FY 2017. Licensing activities include environmental and safety reviews, which encompass emergency preparedness and security plan technical reviews, security-related assessments, and financial analyses of COL applicants. Resources also support licensing-related legal representation and adjudicatory reviews, as well as the information technology and regulatory infrastructure required to support licensing activities. Additionally, the NRC oversees the construction of four new reactors and carries out the vendor inspection program for both new and operating reactors. The NRC expects to begin the review of one small modular reactor design certification application. In addition, the budget provides \$5 million in non-feebillable

## EXECUTIVE SUMMARY

---

activities related to the development of the regulatory infrastructure for advanced nuclear reactor technologies in support of the President's commitment to Mission Innovation.

The NRC will also complete approximately 2,000 materials licensing actions (new applications, amendments, renewals, and terminations) and approximately 900 routine health and safety inspections, as well as reciprocity and reactive inspections and the registration and follow-up inspection program for certain general licensees. The agency will support continued liaison work with stakeholders and professional societies to develop new codes and consensus standards and to address petitions for rulemaking. The NRC will conduct oversight of and support for Agreement States, which regulate approximately 21,000 specific and 150,000 general licenses; conduct nine Integrated Materials Performance Evaluation Program reviews; and review 50 Agreement State incidents and events.

During FY 2017, the NRC will conduct licensing actions and inspections for 13 conversion, enrichment, and fuel fabrication facilities, as well as for 14 minor licensees under Title 10 of the *Code of Federal Regulations* (10 CFR) Part 70, "Domestic Licensing of Special Nuclear Material." Additionally, the agency will conduct materials rulemakings on security-related topics, implement international treaty obligations, and support its work with international and domestic counterparts.

To ensure the safe and secure storage of spent nuclear fuel, in FY 2017, the NRC will review approximately 65 amendments and license renewal applications for transportation packages, 4 radioactive material transportation package applications, approximately 20 spent nuclear fuel storage applications, and applications for license and certificate renewal. In addition, the NRC budget includes resources to conduct the technical, legal, and environmental review of an interim consolidated storage facility (ICSF) license application or review a U.S. Department of Energy ICSF Topical Safety Analysis Report application. The NRC will also complete 16 safety inspections of storage and transportation cask vendors, fabricators, and designers, as well as pad construction for interim spent fuel storage installations (ISFSIs), dry-run operations, initial loading operations, and routine operations. The agency will review security activities associated with radioactive material in quantities of concern. These will include (1) special nuclear material transportation security plan approvals, (2) transportation certification reviews, (3) security reviews for onsite storage, (4) issuance of ISFSI security orders, (5) ISFSI security licensing reviews, and (6) approved security rulemakings.

In FY 2017, the NRC will continue to support international conventions on safety and treaty compliance. These activities include serving as the United States lead for implementing the Convention on Nuclear Safety, leading and contributing to multilateral efforts on key nuclear safety and security issues, and ensuring appropriate representation at United States-led interagency initiatives. The NRC will support a wide range of assistance programs and activities to help foreign regulatory counterparts develop or enhance their national regulatory infrastructures and programs and strengthen their controls over radioactive sources, consistent with the Code of Conduct.

To achieve the broad strategies for FY 2016 through FY 2020 outlined in the NRC's "Information Technology/Information Management Strategic Plan," the NRC will continue to invest in information technology infrastructure, foundation, and core financial systems. Resources have been adjusted to ensure that adequate funding is provided for operations and maintenance of critical infrastructure and core systems that maintain authoritative financial data.

## **PROPOSED FISCAL YEAR 2017 APPROPRIATIONS LEGISLATION**

The U.S. Nuclear Regulatory Commission's (NRC's) proposed appropriation legislation for Fiscal Year (FY) 2017 is as follows:

### **SALARIES AND EXPENSES**

For expenses necessary for the Commission in carrying out the purposes of the Energy Reorganization Act of 1974 and the Atomic Energy Act of 1954, \$970,163,000, including official representation expenses not to exceed \$25,000, to remain available until expended: *Provided*, That of the amount appropriated herein, not more than \$9,500,000 may be made available for salaries, travel, and other support costs for the Office of the Commission, to remain available until September 30, 2018: *Provided further*, That revenues from licensing fees, inspection services, and other services and collections estimated at \$851,161,000 in fiscal year 2017 shall be retained and used for necessary salaries and expenses in this account, notwithstanding 31 U.S.C. 3302, and shall remain available until expended: *Provided further*, That of the amounts appropriated under this heading, not less than \$5,000,000 shall be for activities related to the development of regulatory infrastructure for advanced nuclear reactor technologies, and \$5,000,000 of that amount shall not be available from fee revenues, notwithstanding 42 U.S.C. 2214: *Provided further*, That the sum herein appropriated shall be reduced by the amount of revenues received during fiscal year 2017 so as to result in a final fiscal year 2017 appropriation estimated at not more than \$119,002,000.

### **OFFICE OF INSPECTOR GENERAL**

For expenses necessary for the Office of Inspector General in carrying out the provisions of the Inspector General Act of 1978, \$12,129,000, to remain available until September 30, 2018: *Provided*, That revenues from licensing fees, inspection services, and other services and collections estimated at \$10,044,000 in fiscal year 2017 shall be retained and be available until September 30, 2018, for necessary salaries and expenses in this account, notwithstanding section 3302 of title 31, United States Code: *Provided further*, That the sum herein appropriated shall be reduced by the amount of revenues received during fiscal year 2017 so as to result in a final fiscal year 2017 appropriation estimated at not more than \$2,085,000: *Provided further*, That of the amounts appropriated under this heading, \$969,000 shall be for Inspector General services for the Defense Nuclear Facilities Safety Board, which shall not be available from fee revenues.

## **ANALYSIS OF PROPOSED FY 2017 APPROPRIATIONS LEGISLATION**

The analysis of the NRC's proposed appropriations legislation for FY 2017 is as follows:

### **SALARIES AND EXPENSES**

#### **1. FOR EXPENSES NECESSARY FOR THE COMMISSION IN CARRYING OUT THE PURPOSES OF THE ENERGY REORGANIZATION ACT OF 1974 AND THE ATOMIC ENERGY ACT OF 1954:**

The NRC was established by the Energy Reorganization Act of 1974, as amended (42 United States Code (USC) 5841). This act abolished the Atomic Energy Commission (AEC) and

## **PROPOSED FY 2017 APPROPRIATIONS LEGISLATION**

---

transferred to the NRC all of the AEC's licensing and related regulatory functions. These functions included those of the Atomic Safety and Licensing Board Panel and the Advisory Committee on Reactor Safeguards; responsibilities for licensing and regulating nuclear facilities and materials; and conducting research for the purpose of confirmatory assessment related to licensing, regulation, and other activities, including research related to nuclear materials safety and regulation under the provisions of the Atomic Energy Act of 1954, as amended (42 USC 2011 et seq.).

### **2. INCLUDING OFFICIAL REPRESENTATION EXPENSES:**

47 Comp. Gen. 657, 43 Comp. Gen. 305

This language is required because of the established rule restricting an agency from charging appropriations with the cost of official representation unless the appropriations involved are specifically available for such purpose. Congress has appropriated funds for official representation expenses to the NRC and its predecessor, the AEC, each year since FY 1950.

### **3. TO REMAIN AVAILABLE UNTIL EXPENDED:**

31 USC 1301 provides that no regular, annual appropriation shall be construed to be permanent or available continuously unless the appropriation expressly provides that it is available after the fiscal year covered by the law in which it appears (or is for specific uses not applicable here).

### **4. REVENUES FROM LICENSING FEES, INSPECTION SERVICES, AND OTHER SERVICES AND COLLECTIONS SHALL BE RETAINED AND USED FOR NECESSARY SALARIES AND EXPENSES IN THIS ACCOUNT, NOTWITHSTANDING 31 USC 3302, AND SHALL REMAIN AVAILABLE UNTIL EXPENDED:**

Under Title V of the Independent Offices Appropriations Act of 1952, Public Law (PL) 82-137, the NRC is authorized to collect user fees from any person who receives a service or thing of value from the Commission. Pursuant to 42 USC 2214 (section 6101 of the Omnibus Budget Reconciliation Act of 1990 (OBRA-90)), the NRC is required to assess and collect user fees from any person who receives a service or thing of value from the Commission and annual charges from NRC licensees and certificate holders, with the exception of the holders of any license for a federally owned research reactor used primarily for educational training and academic research purposes. In accordance with amendments to 42 USC 2214, enacted in the Energy Policy Act of 2005, and consistent with this appropriations request, the aggregate annual amount of collected fees shall approximate 90 percent of the Commission's budget authority, less amounts appropriated to the Commission to implement Section 3116 of the Ronald W. Reagan National Defense Authorization Act for Fiscal Year 2005, PL 108-375, and amounts appropriated to the Commission for generic homeland security activities.

Section 3116 of the Ronald W. Reagan National Defense Authorization Act for Fiscal Year 2005 assigned new responsibilities to the NRC for waste determinations and monitoring of waste disposal actions for material stored at the U.S. Department of Energy sites in South Carolina and Idaho. Section 3116(b)(4) requires that, beginning with the FY 2006 budget, the Commission include in its budget justification materials submitted to Congress the amounts required, not offset by revenues, for performance of its responsibilities under Section 3116. The \$1,429,000 requested to implement Section 3116 is excluded from OBRA-90's fee recovery requirement.



Section 637 of the Energy Policy Act of 2005, PL 109-58, modified the NRC's fee legislation in 42 USC 2214 to exclude the amounts appropriated to the Commission for homeland security activities from OBRA-90's fee recovery requirement, except for reimbursable costs of fingerprinting and background checks and the costs of conducting security inspections. The \$18,000,000 requested for generic homeland security activities is thus excluded from OBRA-90's fee recovery requirement.

The aggregate amount of license fees and annual charges to be collected for FY 2017 approximates 90 percent of the Commission's budget authority, less amounts requested to implement Section 3116 of the Ronald W. Reagan National Defense Authorization Act for Fiscal Year 2005 and amounts requested for generic homeland security activities pursuant to Section 637 of the Energy Policy Act of 2005.

31 USC 3302 requires the NRC to deposit all revenues collected to miscellaneous receipts of the Treasury unless specifically authorized by law to retain and use such revenues.

**5. NOT LESS THAN \$5,000,000 SHALL BE FOR ACTIVITIES RELATED TO THE DEVELOPMENT OF REGULATORY INFRASTRUCTURE FOR ADVANCED NUCLEAR REACTOR TECHNOLOGIES, AND \$5,000,000 OF THAT AMOUNT SHALL NOT BE AVAILABLE FROM FEE REVENUES, NOTWITHSTANDING 42 U.S.C. 2214:**

The NRC will be accelerating its activities related to the development of regulatory infrastructure to prepare for effective and efficient reviews of advanced reactor technologies. The proposed statutory language requires the NRC to use at least \$5,000,000 for activities related to the development of regulatory infrastructure for advanced nuclear reactor technologies.

Pursuant to 42 USC 2214, the NRC is required to assess and collect user fees from any person who receives a service or thing of value from the Commission and annual charges from NRC licensees and certificate holders, with the exception of the holders of any license for a federally owned research reactor used primarily for educational training and academic research purposes. In accordance with amendments to 42 USC 2214, enacted in the Energy Policy Act of 2005, and consistent with this appropriations request, the aggregate annual amount of collected fees shall approximate 90 percent of the Commission's budget authority, less amounts appropriated to the Commission to implement Section 3116 of the Ronald W. Reagan National Defense Authorization Act for Fiscal Year 2005 and amounts appropriated to the Commission for generic homeland security activities. This proposed statutory language makes clear that \$5,000,000 of the amount used for activities related to the development of regulatory infrastructure for advanced nuclear reactor technologies is excluded from OBRA-90's fee recovery requirement in the same manner as the amounts appropriated to the Commission to implement Section 3116 of the Ronald W. Reagan National Defense Authorization Act for Fiscal Year 2005 and amounts appropriated to the Commission for generic homeland security activities.

**6. THE SUM HEREIN APPROPRIATED SHALL BE REDUCED BY THE AMOUNT OF REVENUES RECEIVED:**

Pursuant to 42 USC 2214, the NRC is required to assess and collect user fees from any person who receives a service or thing of value from the Commission and annual charges from NRC licensees and certificate holders, with the exception of the holders of any license for a federally owned research reactor used primarily for educational training and academic research

## **PROPOSED FY 2017 APPROPRIATIONS LEGISLATION**

---

purposes. In accordance with amendments to 42 USC 2214, enacted in the Energy Policy Act of 2005, and consistent with this appropriations request, the aggregate annual amount of collected fees shall approximate 90 percent of the Commission's budget authority, less amounts appropriated to the Commission to implement Section 3116 of the Ronald W. Reagan National Defense Authorization Act for Fiscal Year 2005 and amounts appropriated to the Commission for generic homeland security activities.

### **OFFICE OF INSPECTOR GENERAL**

#### **7. FOR EXPENSES NECESSARY FOR THE OFFICE OF INSPECTOR GENERAL IN CARRYING OUT THE PROVISIONS OF THE INSPECTOR GENERAL ACT OF 1978:**

PL 100-504 amended the Inspector General Act of 1978, PL 95-452, 5 USC app., to establish an Office of the Inspector General (OIG) in the NRC effective in April 1989, and to require the establishment of a separate appropriation account to fund the OIG.

#### **8. TO REMAIN AVAILABLE UNTIL SEPTEMBER 30, 2018:**

In order for an appropriation to remain available for 2 fiscal years, 31 USC 1301 requires that the appropriation expressly provide that it is available after the fiscal year covered by the law in which it appears.

#### **9. REVENUES FROM LICENSING FEES, INSPECTION SERVICES, AND OTHER SERVICES AND COLLECTIONS SHALL BE RETAINED AND BE AVAILABLE UNTIL SEPTEMBER 30, 2018, FOR NECESSARY SALARIES AND EXPENSES IN THIS ACCOUNT, NOTWITHSTANDING SECTION 3302 OF TITLE 31, UNITED STATES CODE:**

Under 31 USC 9701, the NRC is authorized to collect user fees from any person who receives a service or thing of value from the Commission. Pursuant to 42 USC 2214, the NRC is required to assess and collect user fees from any person who receives a service or thing of value from the Commission and annual charges from NRC licensees and certificate holders, with the exception of the holders of any license for a federally owned research reactor used primarily for educational training and academic research purposes. In accordance with amendments to 42 USC 2214, enacted in the Energy Policy Act of 2005, and consistent with this appropriations request, the aggregate annual amount of collected fees shall approximate 90 percent of the Commission's budget authority, less amounts appropriated to the Commission to implement Section 3116 of the Ronald W. Reagan National Defense Authorization Act for Fiscal Year 2005 and amounts appropriated to the Commission for generic homeland security activities.

31 USC 3302 requires the NRC to deposit all revenues collected to miscellaneous receipts of the Treasury unless specifically authorized by law to retain and use such revenue.

#### **10. THE SUM HEREIN APPROPRIATED SHALL BE REDUCED BY THE AMOUNT OF REVENUES RECEIVED:**

Pursuant to 42 USC 2214, the NRC is required to assess and collect user fees from any person who receives a service or thing of value from the Commission and annual charges from NRC licensees and certificate holders, with the exception of the holders of any license for a federally owned research reactor used primarily for educational training and academic research purposes. In accordance with amendments to 42 USC 2214, enacted in the Energy Policy Act

of 2005, and consistent with this appropriations request, the aggregate annual amount of collected fees shall approximate 90 percent of the Commission's budget authority, less amounts appropriated to the Commission to implement Section 3116 of the Ronald W. Reagan National Defense Authorization Act for Fiscal Year 2005 and amounts appropriated to the Commission for generic homeland security activities.

**11. AMOUNTS APPROPRIATED FOR INSPECTOR GENERAL SERVICES FOR THE DEFENSE NUCLEAR FACILITIES SAFETY BOARD, WHICH SHALL NOT BE AVAILABLE FROM FEE REVENUES:**

Pursuant to 42 USC 2214, the NRC is required to assess and collect user fees from any person who receives a service or thing of value from the Commission and annual charges from NRC licensees and certificate holders, with the exception of the holders of any license for a federally owned research reactor used primarily for educational training and academic research purposes. In accordance with amendments to 42 USC 2214, enacted in the Energy Policy Act of 2005, and consistent with this appropriations request, the aggregate annual amount of collected fees shall approximate 90 percent of the Commission's budget authority, less amounts appropriated to the Commission to implement Section 3116 of the Ronald W. Reagan National Defense Authorization Act for Fiscal Year 2005 and amounts appropriated to the Commission for generic homeland security activities. This proposed statutory language makes clear that the \$969,000 requested to provide Inspector General Services for the Defense Nuclear Facilities Safety Board is excluded from OBRA-90's fee recovery requirement in the same manner as the amounts appropriated to the Commission to implement Section 3116 of the Ronald W. Reagan National Defense Authorization Act for Fiscal Year 2005 and amounts appropriated to the Commission for generic homeland security activities. PL 113-76 and PL 113-235 authorize the NRC's Inspector General to exercise the same authorities with respect to the Defense Nuclear Facilities Safety Board, as determined by the NRC's Inspector General, as the Inspector General exercises under the Inspector General Act of 1978 (5 USC App.) with respect to the NRC.



## **ANNUAL PERFORMANCE PLAN**

The U.S. Nuclear Regulatory Commission (NRC) published its [strategic plan](#) for fiscal years (FYs) 2014–2018 in September 2014. The plan lists the agency’s strategic goals and the objectives associated with them. This chapter of the NRC’s Performance Budget provides the performance goals and performance indicators and criteria associated with the plan.

The Government Performance and Results Act (GPRA) Modernization Act (GPRAMA) of 2010 requires a more integrated framework for planning and performance management that demonstrates a governance structure showing better connection of plans, programs, and performance information in the Performance Budget. More specifically, the law requires an agency to describe how the performance goals contained in its performance plan contribute to the goals and objectives established in the agency’s strategic plan. These are reflected in the performance indicators for FY 2015, FY 2016, and FY 2017 contained in this section.<sup>1</sup>

Because the NRC’s mission is to protect public health and safety, the trends for progress on the agency’s strategic objectives are to be at either zero or very low levels.

The [NRC’s FY 2015 Performance and Accountability Report](#) includes a discussion of the external factors affecting the agency’s mission (pages 17–19), the research and program evaluations used to develop the performance plan (pages 78–80), and the reliability of performance data (pages 80–82).

### **FY 2017 Strategic Goals**

**Goal 1:** *Safety: Ensure the safe use of radioactive materials.*

*Safety Objective 1: Prevent and mitigate accidents and ensure radiation safety.*

**Goal 2:** *Security: Ensure the secure use of radioactive materials.*

*Security Objective 1: Ensure protection of nuclear facilities and radioactive materials.*

*Security Objective 2: Ensure protection of classified and Safeguards Information.*

## **RELATING RESOURCES TO GOALS**

The following table shows the alignment of the NRC’s fully costed Nuclear Reactor Safety Program and Nuclear Materials and Waste Safety Program with the safety and security goals. The full cost includes an allocation of the agency’s infrastructure and support costs to specific programs.

---

<sup>1</sup> The Office of Management and Budget has allowed the NRC to be exempt from the GPRAMA requirement for establishing agency or cross-agency priority goals. This is because of the NRC’s statutory mission to be an independent regulator of the civilian use of radioactive materials. Thus, no such goals are included in this narrative.

## ANNUAL PERFORMANCE PLAN

### Alignment of Resources to NRC Goals (Dollars in Millions) (Excludes Office of the Inspector General)

Major Programs	FY 2016 Enacted			FY 2017 Request		
	Safety \$M	Security \$M	Total \$M	Safety \$M	Security \$M	Total \$M
Nuclear Reactor Safety	721.4	39.1	760.4	710.2	47.2	757.4
Nuclear Materials and Waste Safety	189.3	25.2	214.6	189.1	23.6	212.8
<b>Total</b>	<b>\$910.7</b>	<b>\$64.3</b>	<b>\$975.0</b>	<b>\$899.3</b>	<b>\$70.9</b>	<b>\$970.2</b>

\$M includes FTE costs as well as contract support and travel. Numbers may not add due to rounding.

### PERFORMANCE INDICATORS: FY 2012–FY 2014

Listed below are the performance indicators that the NRC used before the agency issued its FY 2014–2018 Strategic Plan. As a result, these have been replaced by new indicators beginning in FY 2015, which are listed in the next section.

**Goal 1: Safety:** *Ensure the safe use of radioactive materials.*

1 Number of New Conditions Evaluated as Red by the NRC's Reactor Oversight Process*						
	FY 2012	FY 2013	FY 2014	FY 2015	FY 2016	FY 2017
Target	≤ 3	≤ 3	≤ 3	Discontinued**		
Actual	1	0	0			
<p><i>*This indicator is the number of new red inspection findings and the number of new red performance indicators during the FY. Programmatic issues at multiunit sites that result in red findings for each individual unit are considered separate conditions for purposes of reporting for this indicator. A red performance indicator and a red inspection finding that are caused by an issue with the same underlying causes also are considered separate conditions for purposes of reporting for this indicator. Red inspection findings are included in the FY in which the final significance determination was made. Red performance indicators are included in the FY in which the Reactor Oversight Process (ROP) external Web page was updated to show the red indicator.</i></p> <p><b>**Indicator replaced by Safety Performance Goal 4.</b></p>						

2 Number of Significant Accident Sequence Precursors* of a Nuclear Reactor Accident						
	FY 2012	FY 2013	FY 2014	FY 2015	FY 2016	FY 2017
Target		≤ 0	≤ 0	Discontinued**		
Actual		0	0			
<p><i>*Significant accident sequence precursor (ASP) events have a conditional core damage probability or ΔCDP of greater than 1x10-3. Such events have a 1/1000 (1x10-3) or greater probability of leading to a reactor accident involving core damage. An identical condition affecting more than one plant is counted as a single ASP event if a single accident initiator would have resulted in a single reactor accident.</i></p> <p><b>**Indicator replaced by Safety Performance Goal 4.</b></p>						

<b>3 Number of Operating Reactors with Integrated Performance That Entered the Multiple or Repetitive Degraded Cornerstone Column or the Unacceptable Performance Column of the Reactor Oversight Process Action Matrix or the Inspection Manual Chapter 0350 Process Is ≤ 3 with No Performance Leading to the Initiation of an Accident Review Group*</b>						
	FY 2012	FY 2013	FY 2014	FY 2015	FY 2016	FY 2017
Target		≤ 3	≤ 3	Discontinued**		
Actual		0	0			
<p><i>*This indicator is the number of plants that have entered the process in Inspection Manual Chapter (IMC) 0350, "Oversight of Reactor Facilities in a Shutdown Condition due to Significant Performance and/or Operational Concerns," dated December 15, 2006; the multiple or repetitive degraded cornerstone column; or the unacceptable performance column during the FY (i.e., were not in these columns or process the previous FY). Data for this indicator are obtained from the NRC's external Web Action Matrix Summary page, which provides a matrix of the five columns, with the plants listed within their applicable column, and which notes the plants in the IMC 0350 process. For reporting purposes, plants that are the subject of an approved deviation from the action matrix are included in the column or process in which they appear on the Web page. The target value is set based on the expected addition of several indicators and a change in the long-term trending methodology (which will no longer be influenced by the earlier data and will be more sensitive to changes in current performance).</i></p> <p><b>**Indicator replaced by Safety Performance Goal 4.</b></p>						

<b>4 Number of Significant Adverse Trends in Industry Safety Performance is ≤ 1*</b>						
	FY 2012	FY 2013	FY 2014	FY 2015	FY 2016	FY 2017
Target	≤ 1	≤ 1	≤ 1	Discontinued**		
Actual	0	0	0			
<p><i>*Considering all indicators qualified for use in reporting.</i></p> <p><b>**Indicator discontinued with the adoption of the indicators for the FY 2014–2018 Strategic Plan.</b></p>						

<b>5 Number of Events with Radiation Exposures to the Public or Occupational Workers That Exceed Abnormal Occurrence (AO) Criterion I.A.3*</b>						
	FY 2012	FY 2013	FY 2014	FY 2015	FY 2016	FY 2017
Reactors	Target	0	0	0	Discontinued**	
Reactors	Actual	0	0	0		
Materials	Target	≤ 2	≤ 2	≤ 2	Discontinued**	
Materials	Actual	0	0	1		
Waste	Target	0	0	0	Discontinued**	
Waste	Actual	0	0	0		
<p><i>*Releases for which a 30-day report under Title 10 of the Code of Federal Regulations (10 CFR) 20.2203(a) (3) is required.</i></p> <p><b>**Indicator replaced by Safety Performance Goal 1.</b></p>						

<b>6 Number of Radiological Releases to the Environment That Exceed Applicable Regulatory Limits*</b>						
	FY 2012	FY 2013	FY 2014	FY 2015	FY 2016	FY 2017
Reactors	Target	0	0	0	Discontinued**	
Reactors	Actual	0	0	0		
Materials	Target	≤ 2	≤ 2	≤ 2	Discontinued**	
Materials	Actual	0	0	0		
Waste	Target	0	0	0	Discontinued**	
Waste	Actual	0	0	0		
<p><i>*With no event exceeding AO Criterion 1.B.</i></p> <p><b>**Indicator replaced by Safety Performance Goal 2.</b></p>						

## ANNUAL PERFORMANCE PLAN

**Goal 2: Security: Ensure the secure use of radioactive materials.**

<b>1 Unrecovered Losses of Risk-Significant* Radioactive Sources</b>						
	FY 2012	FY 2013	FY 2014	FY 2015	FY 2016	FY 2017
Target	0	0	0	Discontinued**		
Actual	0	0	0			
<p><i>**"Risk-significant" is defined as any unrecovered, lost, or abandoned sources that exceed the values listed in Appendix P, "Category 1 and 2 Radioactive Material," to 10 CFR Part 110, "Export and Import of Nuclear Equipment and Material." Excluded from reporting under this criterion are those events involving sources that are lost or abandoned under the following conditions: (1) sources abandoned in accordance with the requirements in 10 CFR 39.77(c), (2) recovered sources with sufficient indication that doses in excess of the reporting thresholds specified in AO Criteria I.A.1 and I.A.2 did not occur during the time that the source was missing, (3) unrecoverable sources lost under such conditions that doses in excess of the reporting thresholds specified in AO Criteria I.A.1 and I.A.2 were not known to have occurred, (4) other sources that are lost or abandoned and declared unrecoverable, (5) a source for which the agency has made a determination that its risk significance is low based on its location (e.g., water depth) or its physical characteristics (e.g., half-life and housing) and its surroundings, (6) cases in which all reasonable efforts have been made to recover the source, and (7) the determination was made that the source is not recoverable and will not be considered a realistic safety or security risk under this indicator. (This includes licenses under the Agreement States.)</i></p> <p><i>**Indicator replaced by Security Performance Goal 1.</i></p>						

<b>2 Number of Substantiated* Cases of Actual Theft or Diversion of Licensed, Risk-Significant Radioactive Sources or Formula Quantities** of Special Nuclear Material or Attacks That Result in Radiological Sabotage***</b>						
	FY 2012	FY 2013	FY 2014	FY 2015	FY 2016	FY 2017
Target	0	0	0	Discontinued****		
Actual	0	0	0			
<p><i>**"Substantiated" means a situation in which an indication of loss, theft, or unlawful diversion, such as an allegation of diversion, report of lost or stolen material, statistical processing difference, or other indication of loss of material control or accountability, cannot be refuted following an investigation and requires further action on the part of the agency or other proper authorities.</i></p> <p><i>**A formula quantity of special nuclear material is defined in 10 CFR 70.4, "Definitions."</i></p> <p><i>***"Radiological sabotage" is defined in 10 CFR 73.2, "Definitions."</i></p> <p><i>****Indicator replaced by Security Performance Goal 1.</i></p>						

<b>3 Number of Substantiated Losses of Formula Quantities of Special Nuclear Material or Substantiated Inventory Discrepancies of Formula Quantities of Special Nuclear Material That Are Judged To Be Caused by Theft or Diversion or by Substantial Breakdown of the Accountability System</b>						
	FY 2012	FY 2013	FY 2014	FY 2015	FY 2016	FY 2017
Target	0	0	0	Discontinued*		
Actual	0	0	0			
<p><i>*Indicator replaced by Security Performance Goal 1.</i></p>						

<b>4 Number of Substantial Breakdowns* of Physical Security or Material Control (i.e., Access Control, Containment, or Accountability Systems) That Significantly Weakened the Protection against Theft, Diversion, or Sabotage</b>						
	FY 2012	FY 2013	FY 2014	FY 2015	FY 2016	FY 2017
Target	≤ 1	≤ 1	≤ 1	Discontinued**		
Actual	0	0	0			
<p><i>*A "substantial breakdown" is defined as a red finding in the security cornerstone of the ROP or any plant or facility that is determined to either have overall unacceptable performance or be in a shutdown condition (inimical to the effective functioning of the Nation's critical infrastructure) as a result of significant performance problems or operational events.</i></p> <p><i>**Indicator replaced by Security Performance Goal 2.</i></p>						



5 Number of Significant Unauthorized Disclosures* of Classified or Safeguards Information						
	FY 2012	FY 2013	FY 2014	FY 2015	FY 2016	FY 2017
Target	0	0	0	Discontinued**		
Actual	0	0	0			

*\*\*Significant unauthorized disclosure" is defined as a disclosure that harms national security or public health or safety.*  
*\*\*Replaced by Security Performance Goal 3.*

**PERFORMANCE INDICATORS: FY 2015–FY 2017**

The following performance indicators were developed in conjunction with the development of the agency’s FY 2014–2018 Strategic Plan.

**Safety Objective 1:** *Prevent and mitigate accidents and ensure radiation safety.*

**Performance Goal 1:** Prevent radiation exposures that significantly exceed regulatory limits.

**Performance Indicator:** Number of radiation exposures that meet or exceed AO Criteria I.A.1 (unintended radiation exposure to an adult), I.A.2 (unintended radiation exposure to a minor), or I.A.3 (radiation exposure that has resulted in unintended permanent functional damage to an organ or physiological system)<sup>2</sup>

**Timeframe:** Annual

Business Line		FY 2015	FY 2016	FY 2017
Operating Reactors	Target	0	0	0
Operating Reactors	Actual	0		
New Reactors	Target	0	0	0
New Reactors	Actual	0		
Fuel Facilities	Target	0	0	0
Fuel Facilities	Actual	0		
Decommissioning and Low-Level Waste	Target	0	0	0
Decommissioning and Low-Level Waste	Actual	0		
Spent Fuel Storage and Transportation	Target	0	0	0
Spent Fuel Storage and Transportation	Actual	0		
Nuclear Materials Users	Target	≤ 3	≤ 3	≤ 3
Nuclear Materials Users	Actual	2		

**Performance Goal 2:** Prevent releases of radioactive materials that significantly exceed regulatory limits.

**Performance Indicator:** Number of releases of radioactive materials that meet or exceed AO Criterion I.B (discharge or dispersal of radioactive material from its intended place of confinement, which results in releases of radioactive material)

**Timeframe:** Annual

<sup>2</sup> All references to the AO criteria in this section refer to the definitions in Appendix A of the FY 2014 Abnormal Occurrence Report to Congress.

## ANNUAL PERFORMANCE PLAN

Business Line		FY 2015	FY 2016	FY 2017
Operating Reactors	Target	0	0	0
Operating Reactors	Actual	0		
New Reactors	Target	0	0	0
New Reactors	Actual	0		
Fuel Facilities	Target	0	0	0
Fuel Facilities	Actual	0		
Decommissioning and Low-Level Waste	Target	0	0	0
Decommissioning and Low-Level Waste	Actual	0		
Spent Fuel Storage and Transportation	Target	0	0	0
Spent Fuel Storage and Transportation	Actual	0		
Nuclear Materials Users	Target	0	0	0
Nuclear Materials Users	Actual	0		

**Performance Goal 3:** Prevent the occurrence of any inadvertent criticality events.

**Performance Indicator:** Number of instances of unintended nuclear chain reactions involving NRC-licensed radioactive materials

**Timeframe:** Annual

Business Line		FY 2015	FY 2016	FY 2017
Operating Reactors	Target	0	0	0
Operating Reactors	Actual	0		
Fuel Facilities	Target	0	0	0
Fuel Facilities	Actual	0		
Decommissioning and Low-Level Waste	Target	0	0	0
Decommissioning and Low-Level Waste	Actual	0		

**Performance Goal 4:** Prevent accident precursors and reductions of safety margins at commercial nuclear power plants (operating or under construction) that are of high safety significance.

**Performance Indicator:** Number of malfunctions, deficiencies, events, or conditions at commercial nuclear power plants (operating or under construction) that meet or exceed AO Criteria II.A–II.D (events at commercial nuclear power plant licensees)

**Timeframe:** Annual

Business Line		FY 2015	FY 2016	FY 2017
Operating Reactors	Target	≤ 3	≤ 3	≤ 3
Operating Reactors	Actual	0		
New Reactors	Target	≤ 3	≤ 3	≤ 3
New Reactors	Actual	0		

**Performance Goal 5:** Prevent accident precursors and reductions of safety margins at nonreactor facilities or during transportation of nuclear materials that are of high safety significance.

**Performance Indicator:** Number of malfunctions, deficiencies, events, or conditions at nonreactor facilities or during transportation of nuclear materials that meet or exceed AO Criteria III.A or III.B (events at facilities other than nuclear power plants and all transportation events)

**Timeframe:** Annual

Business Line		FY 2015	FY 2016	FY 2017
Fuel Facilities	Target	0	0	0
Fuel Facilities	Actual	0		
Decommissioning and Low-Level Waste	Target	0	0	0
Decommissioning and Low-Level Waste	Actual	0		
Spent Fuel Storage and Transportation	Target	0	0	0
Spent Fuel Storage and Transportation	Actual	0		

**Performance Goal 6:** Prevent medical events involving radioactive materials that result in death or have a significant unintended impact on patient health.

**Performance Indicator:** Number of medical events that meet or exceed a revised version of AO Criterion III.C.3 (events involving the medical use of radioactive materials in patients or human research subjects)

**Timeframe:** Annual

Business Line		FY 2015	FY 2016	FY 2017
Nuclear Materials Users	Target	N/A	Discontinued	
Nuclear Materials Users	Actual			
<i>*This indicator has been discontinued because the Commission approved alternate metrics in FY 2015 and did not approve the addition of Criterion III.C.3.</i>				

**Security Objective 1:** *Ensure protection of nuclear facilities and radioactive materials*

**Performance Goal 1:** Prevent sabotage, theft, diversion, or loss of risk-significant quantities of radioactive material.

**Performance Indicator:** Number of instances of sabotage, theft, diversion, or loss of risk-significant quantities of radioactive material that meet or exceed AO Criteria I.C.1 (unrecovered lost, stolen, or abandoned sources), I.C.2 (substantiated case of actual theft or diversion), and the portion of Criterion I.C.3 (substantiated loss of a formula quantity) concerning theft or diversion of special nuclear material (SNM)

**Timeframe:** Annual

Business Line		FY 2015	FY 2016	FY 2017
All Business Lines	Target	0	0	0
All Business Lines	Actual	0		

**Performance Goal 2:** Prevent substantial breakdowns of physical security, cyber security, or material control and accountability.

**Performance Indicator:** Number of substantial breakdowns of physical security, cyber security, or material control and accountability that meet or exceed a revised version of AO Criterion I.C.4 (substantial breakdown of physical security or materials control) that will include breakdowns of cyber security and the portion of AO Criterion I.C.3 (substantiated loss of a formula quantity) concerning breakdowns of the accountability system for SNM

**Timeframe:** Annual

## ANNUAL PERFORMANCE PLAN

Business Line		FY 2015	FY 2016	FY 2017
All Business Lines	Target	≤1	≤1	≤1
All Business Lines	Actual	0		

**Security Objective 2:** *Ensure protection of classified and Safeguards Information*

**Performance Goal 3:** Prevent significant unauthorized disclosures of classified or Safeguards Information.

**Performance Indicator:** Number of significant unauthorized disclosures of classified or Safeguards Information by licensees as defined by AO Criterion I.C.5 (significant unauthorized disclosures of classified information) and by NRC employees or contractors, as defined by analogous NRC internal criteria

**Timeframe:** Annual

Business Line		FY 2015	FY 2016	FY 2017
All Business Lines	Target	0	0	0
All Business Lines	Actual	0		

**Management Objective 1:** *People: Attract, develop, and retain a high-performing, diverse, and engaged workforce with the skills needed to carry out the NRC's mission now and in the future.*

**Performance Goal:** Maintain an organizational culture that supports a healthy environment for raising concerns and internal safety culture.

**Performance Indicator:** Safety Culture and Climate Survey (SCCS) scores in the Sustained Engagement Index, as well as indices reflecting Training and Development and Leadership (comprising Senior Management, Office/Region Management, and Management categories)

**Timeframe:** SCCS score for the area that measures the environment for raising concerns and internal safety culture. Data will be available in FY 2016 and every 3 years thereafter.

Business Line		FY 2015	FY 2016	FY 2017
Corporate Support	Target	N/A	Discontinued*	
Corporate Support	Actual	N/A		

\*This indicator has been discontinued because the SCCS is only conducted every 3 years. The results of this survey will be tracked through an internal indicator starting in FY 2016.

**Performance Goal:** Maintain favorable employee attitudes.

**Performance Indicator:** NRC's annual average rank among top agencies across the U.S. Office of Personnel Management (OPM) human capital indices on the Federal Employee Viewpoint Survey (FEVS)<sup>3</sup>

**Timeframe:** Annual

<sup>3</sup> FEVS indices related to Human Capital include: Employee Engagement Index, Global Satisfaction Index, and Diversity and Inclusion Index.

Business Line		FY 2015	FY 2016	FY 2017
Corporate Support	Target	≤5	≤5	≤5
Corporate Support	Actual	4		

**Performance Goal:** Sustain a successful overall human capital program that allows the NRC to attract, develop, and maintain the workforce needed to accomplish its strategic objectives now and in the future.

**Performance Indicator:** Percentage of key human capital indicators met<sup>4</sup>

**Timeframe:** Annual

Business Line		FY 2015	FY 2016	FY 2017
Corporate Support	Target	≥75%	≥75%	≥75%
Corporate Support	Actual	75%		

**Management Objective 2:** *Information Management (IM) and Information Technology (IT): Make it easier for the NRC staff to perform the mission and obtain the information it needs from authoritative sources anytime, anywhere, on any device.*

**Performance Goal:** Improve employee views of the extent to which the agency’s IT/IM programs and services are helping them to perform the mission and obtain the information they need.

**Performance Indicator:** Score on the FEVS question, “I can easily find and obtain the information I need to do my job?”

**Timeframe:** Annual

Business Line		FY 2015	FY 2016	FY 2017
Corporate Support	Target	5% increase from FY 2014 FEVS results	Determine target for FY 2016 based on FY 2015 FEVS results	Determine target for FY 2017 based on FY 2016 FEVS results
Corporate Support	Actual	1% increase from FY 2014 FEVS results		

\*May be subject to revision pending OPM’s issuance of guidance for FY 2016 and beyond.

**VERIFICATION AND VALIDATION OF PERFORMANCE INDICATORS**

**Goal 1: Safety:** *Ensure the safe use of radioactive materials.*

**Nuclear Reactor Safety**

**Safety Objective 1:** *Prevent and mitigate accidents and ensure radiation safety.*

<sup>4</sup> Examples include retention of professional hires within 3 years, FEVS participation, percent of veterans and employees with targeted disabilities hired, percentage of attrition, iLearn user satisfaction, and percentage of participants completing development programs.

## **ANNUAL PERFORMANCE PLAN**

---

### **Performance Indicators:**

**FY 2012–2014:** Number of new conditions evaluated as red by the NRC’s Reactor Oversight Process (ROP)

**FY 2015–2017:** Number of malfunctions, deficiencies, events, or conditions at commercial nuclear power plants (operating or under construction) that meet or exceed AO Criteria II.A–II.D (events at commercial nuclear power plant licensees)<sup>5</sup>

**Reactor Safety Target:** Less than or equal to three

**Verification:** The data for this performance indicator are collected in two ways as part of the NRC’s ROP. NRC inspectors collect inspection findings at least quarterly. Inspectors use formal detailed inspection procedures to review plant operations and maintenance. NRC managers review inspection findings to assess their significance as part of the ROP’s significance determination process. Licensees collect the data for performance indicators and submit them to the NRC at least quarterly. The significance of the data is determined by thresholds for each indicator. The NRC conducts inspections of licensee processes for collecting and submitting the data to ensure completeness, accuracy, consistency, timeliness, and validity.

The NRC enhances the quality of its inspections through inspector feedback and periodic reviews of results. The inspectors are trained through a rigorous qualification program. The quality of performance indicators is improved through continuous feedback from licensees and inspectors that is incorporated into guidance documents. The NRC publishes the inspection findings and performance indicators on the agency’s Web site and incorporates feedback received from all stakeholders, as appropriate.

**Validation:** The inspection findings and performance indicators that the ROP uses cover a broad range of plant operations and maintenance. NRC managers review significant issues that are identified, and inspectors conduct supplemental inspections of selected aspects of plant operations, as appropriate. Plants that are identified as having performance issues, as well as a self-assessment of the ROP, are reviewed by senior agency managers on an annual basis, and the results are reported to the Commission.

**FY 2012–2014:** Number of significant accident sequence precursors (ASPs) of a nuclear accident

**FY 2015–2017:** Number of malfunctions, deficiencies, events, or conditions at commercial nuclear power plants (operating or under construction) that meet or exceed AO Criteria II.A–II.D (events at commercial nuclear power plant licensees)

**Reactor Safety Target:** Less than or equal to three

---

<sup>5</sup> This FY 2015-2017 performance indicator replaces three FY 2012–2014 performance indicators. The description of the other two replaced FY 2012–2014 performance indicators follows.

**Verification:** The data for this performance indicator are collected in two ways as part of the NRC's ROP. NRC inspectors collect inspection findings at least quarterly. Inspectors use formal detailed inspection procedures to review plant operations and maintenance. NRC managers review inspection findings to assess their significance as part of the ROP's significance determination process. Licensees collect the data for performance indicators and submit it to the NRC at least quarterly. The significance of the data is determined by thresholds for each indicator. The NRC conducts inspections of licensee processes for collecting and submitting the data to ensure completeness, accuracy, consistency, timeliness, and validity.

The NRC enhances the quality of its inspections through inspector feedback and periodic reviews of results. The inspectors are trained through a rigorous qualification program. The quality of performance indicators is improved through continuous feedback from licensees and inspectors that is incorporated into guidance documents. The NRC publishes the inspection findings and performance indicators on the agency's Web site and incorporates feedback received from all stakeholders, as appropriate.

**Validation:** The inspection findings and performance indicators that the ROP uses cover a broad range of plant operations and maintenance. NRC managers review significant issues that are identified, and inspectors conduct supplemental inspections of selected aspects of plant operations, as appropriate. Plants that are identified as having performance issues, as well as a self-assessment of the ROP, are reviewed by senior agency managers on an annual basis, and the results are reported to the Commission.

**FY 2012–2014:** Number of operating reactors with integrated performance that entered the multiple or repetitive degraded cornerstone column or the unacceptable performance column of the ROP action matrix, or the IMC 0350 process is less than or equal to 3, with no performance leading to the initiation of an Accident Review Group

**FY 2015–2017:** Number of malfunctions, deficiencies, events, or conditions at commercial nuclear power plants (operating or under construction) that meet or exceed AO Criteria II.A–II.D (events at commercial nuclear power plant licensees)

**Reactor Safety Target:** Less than or equal to three

**Verification:** The data for this performance indicator are collected in two ways as part of the NRC's ROP. NRC inspectors collect inspection findings at least quarterly. Inspectors use formal detailed inspection procedures to review plant operations and maintenance. NRC managers review inspection findings to assess their significance as part of the ROP's significance determination process. Licensees collect the data for performance indicators and submit it to the NRC at least quarterly. The significance of the data is determined by thresholds for each indicator. The NRC conducts inspections of licensee processes

## ANNUAL PERFORMANCE PLAN

---

for collecting and submitting the data to ensure completeness, accuracy, consistency, timeliness, and validity.

The NRC enhances the quality of its inspections through inspector feedback and periodic reviews of results. The inspectors are trained through a rigorous qualification program. The quality of performance indicators is improved through continuous feedback from licensees and inspectors that is incorporated into guidance documents. The NRC publishes the inspection findings and performance indicators on the agency's Web site and incorporates feedback received from all stakeholders, as appropriate.

### Validation:

The inspection findings and performance indicators that the ROP uses cover a broad range of plant operations and maintenance. NRC managers review significant issues that are identified, and inspectors conduct supplemental inspections of selected aspects of plant operations, as appropriate. Plants that are identified as having performance issues, as well as a self-assessment of the ROP, are reviewed by senior agency managers on an annual basis, and the results are reported to the Commission.

### FY 2012–2014:

Number of significant adverse trends in industry safety performance is less than or equal to 1

### FY 2015–2017:

Indicator discontinued with the adoption of the indicators for the FY 2014-2018 Strategic Plan

### Target:

Less than or equal to one

### Verification:

Data for this performance indicator are derived from data supplied by all power plant licensees in licensee event reports (LERs), monthly operating reports, and performance indicator data submitted for the ROP. These data are required by Title 10 of the *Code of Federal Regulations* (10 CFR) Part 50.73, "Licensee Event Report System," or plant-specific technical specifications, or they are submitted by all plants as part of the ROP. Detailed NRC guidelines and procedures are in place to control each of these reporting processes. The NRC reviews these procedures for appropriateness, both periodically and in response to licensee feedback. The NRC also conducts periodic inspections of licensees' processes for collecting and submitting the data to ensure completeness, accuracy, consistency, timeliness, and validity.

All licensees report the data at least quarterly. The NRC staff reviews all of the data and conducts inspections to verify safety-significant information. The NRC also employs a contractor to review the data that licensees submit, input the data into a database, and compile the data into various indicators. Quality assurance processes for this work have been established and included in the contract statement of work. The experience and training of key personnel are controlled through administration of the contract. The contractor identifies discrepancies to licensees and the NRC for resolution. The NRC reviews the indicators and publishes them on the agency's Web site quarterly. The agency



also incorporates feedback from licensees and the public, where appropriate. The target value is set based on the expected addition of several indicators and a change in the long-term trending methodology.

**Validation:**

The data and indicators that support reporting against this performance indicator provide a broad range of information on nuclear power plant performance. The NRC staff tracks indicators and applies statistical techniques to indicate whether industry performance is improving, steady, or degrading over time. If the staff identifies any adverse trends, the NRC addresses the problem through its processes for addressing generic safety issues and issuing generic communications to licensees. The NRC is developing additional, risk-informed indicators to enhance the current set of indicators. In doing so, the staff considers the costs and benefits of collecting the data through ongoing, extensive interactions with industry about the indicators. Senior agency managers review the Industry Trends Program annually and report the results to the Commission.

**FY 2012–2014:**

Number of events with radiation exposures to the public and occupational workers from nuclear reactors that exceed former AO Criterion I.A.3 (releases for which a 30-day report under Title 10 of the Code of Federal Regulations (10 CFR) 20.2203(a)(3) is required)

**FY 2015–2017:**

Number of radiation exposures that meet or exceed AO Criteria I.A.1 (unintended radiation exposure to an adult), I.A.2 (unintended radiation exposure to a minor), or I.A.3 (radiation exposure that has resulted in unintended permanent functional damage to an organ or physiological system)

**Reactor Safety Target:  
Verification:**

Zero

Licensees report overexposures through the LER process, which are then entered into a searchable database. The database is used to identify those LERs that report overexposures. NRC resident inspectors stationed at each nuclear power plant provide a high degree of assurance that all events meeting reporting criteria are reported to the NRC. In addition, the NRC conducts inspections if there is any indication that an exposure exceeded, or could have exceeded, a regulatory limit. Finally, areas of the facility that may be subject to radiation contamination have monitors that record radiation levels. These monitors would immediately reveal any instances in which high levels of radiation exposure occurred.

**Validation:**

Given the nature of the process of using radioactive materials to generate power, overexposure to radiation is a potential danger from the operation of nuclear power plants. Such exposure to radiation in excess of the applicable regulatory limits may potentially occur through either a nuclear accident or other malfunctions at the plant. Consequently, tracking the number of overexposures that occur at nuclear reactors is an important indicator of the degree to which safety is being maintained.

## ANNUAL PERFORMANCE PLAN

---

<b>FY 2012–2014:</b>	Number of radiological releases to the environment from nuclear reactors that exceed applicable regulatory limits
<b>FY 2015–2017:</b>	Number of releases of radioactive materials that meet or exceed AO Criterion I.B (discharge or dispersal of radioactive material from its intended place of confinement that results in releases of radioactive material)
<b>Reactor Safety Target:</b>	Zero
<b>Verification:</b>	Licenseses report environmental releases of radioactive materials that are in excess of regulations or license conditions through the LER process, which are entered into a searchable database. The database is used to identify those LERs reporting releases, and the number of reported releases is then applied to this indicator. The NRC also conducts periodic inspections of licenseses to ensure that they properly monitor and control releases to the environment through effluent pathways. In addition, onsite monitors would record any instances in which a plant releases radiation into the environment. If the inspections or the monitors reveal any indication that an accident or inadvertent release has occurred, the NRC conducts follow-up inspections.
<b>Validation:</b>	The generation of nuclear power creates radioactive materials that are released into the environment in a controlled manner. These radioactive discharges are subject to regulatory controls that limit the amount discharged and the resultant dose to members of the public. Consequently, the NRC tracks all releases of radioactive materials in excess of regulatory limits as a performance indicator, because large releases in excess of regulatory limits have the potential to endanger public safety or harm the environment. The NRC inspects every nuclear power plant for compliance with regulatory requirements and specific license conditions related to radiological effluent releases. The inspection program includes enforcement actions that must be taken for violations of the regulations or license conditions, based on the severity of the event. This performance indicator includes dose values that are classified as being as low as is reasonably achievable in Appendix I, “Numerical Guides for Design Objectives and Limiting Conditions for Operation To Meet the Criterion ‘As Low As Is Reasonably Achievable’ for Radioactive Material in Light-Water-Cooled Nuclear Power Reactor Effluents,” to 10 CFR Part 50, “Domestic Licensing of Production and Utilization Facilities,” and the public dose limits in 10 CFR Part 20, “Standards for Protection against Radiation.”
<b>FY 2015–2017:</b>	Number of instances of unintended nuclear chain reactions involving NRC-licensed radioactive materials
<b>Reactor Safety Target:</b>	Zero
<b>Verification:</b>	An accidental criticality is defined in 10 CFR 70.52(a). Each NRC office reviews event documents for its specific program area to identify events as potential AOs.
	The program office or regional AO coordinators will assess an event to determine if it meets the AO criteria. If an event meets

the AO criteria, the program office or regional AO coordinator will develop a potential AO event description. The potential AO event description will include the applicable AO criteria and contain the information specified in Section 208 of the Energy Reorganization Act of 1974, such as the nature and probable consequences of the event. The AO coordinator in the NRC's Office of Nuclear Regulatory Research coordinates with the program office and regional AO coordinators regarding incidents and events, identified as potential AOs, that are receiving interest from the Executive Director for Operations (EDO).

**Validation:**

The agency is required to submit a "Report to Congress on Abnormal Occurrences" each FY for those events that, by Commission determination, meet the AO criteria. These AO criteria have been developed and revised over several decades, with extensive review by both the Commission and the public. In SECY-95-083, "Revised Abnormal Occurrence Criteria," the staff described the basis of the AO criteria as follows:

*The AO reporting policy has been developed to comply with the legislative intent of Section 208 of the Energy Reorganization Act of 1974, as amended, to keep Congress and the public informed of unscheduled incidents or events which the Commission considers significant from the standpoint of public health and safety.... The thresholds are generally above the normal level of reporting events by licensees to NRC to exclude those events which involve some variance from regulatory limits, but are not significant enough from the standpoint of public health and safety to be reported to Congress.*

For each event that meets the AO criteria, the NRC includes in the report a description of the incident or event, as well as any action taken to prevent recurrence. Such actions include those taken by licensees, as well as more programmatic actions deemed necessary by the Commission to prevent recurrence across a class or classes of licensees. Establishing performance indicators at the threshold levels described by the AO criteria is appropriate and consistent with the principle that the NRC's regulatory processes (e.g., licensing, oversight, enforcement) are adequate to address a wide scope of infractions against regulatory requirements and do not generally warrant a focused reevaluation of the programs associated with those processes for every infraction. Therefore, only significant deviations from the regulatory requirements or unacceptable frequencies of occurrence of such deviations should be indicators of the need to reevaluate regulatory strategies and programs. This principle has been central to the staff's selection of performance goals and performance indicator thresholds for determining whether the NRC's performance in ensuring the safe and secure use of radioactive material has been adequate.

## **ANNUAL PERFORMANCE PLAN**

---

### **Nuclear Materials and Waste Safety**

**Safety Objective 1:** *Prevent and mitigate accidents and ensure radiation safety.*

**Performance Indicators:**

**FY 2012–2014:** Number of events with radiation exposures to the public and occupational workers from radioactive material that exceed former AO Criterion I.A.3 (releases for which a 30-day report under 10 CFR 20.2203(a)(3) is required)

**FY 2015–2017:** Number of radiation exposures that meet or exceed AO Criteria I.A.1 (unintended radiation exposure to an adult), I.A.2 (unintended radiation exposure to a minor), or I.A.3 (radiation exposure that has resulted in unintended permanent functional damage to an organ or physiological system)

**Materials Safety Target:** Less than or equal to three (beginning in FY 2015)

**Waste Safety Target:** Zero

**Verification:** This performance indicator includes any event involving licensed radioactive materials that results in significant radiation exposures to members of the public or occupational workers that exceed the dose limits in the AO reporting criteria. Because of the extremely high doses used during medical applications of radioactive materials, it is also appropriate to use a radiation exposure that results in unintended permanent functional damage to an organ or a physiological system to a radiation therapy patient, as determined by a physician, as a criterion for this indicator. AO Criterion I.A.3 is used as the basis for this indicator.

Should an event meeting this threshold occur, it would be reported to the NRC or Agreement States, or both, through a number of sources but primarily through required licensee notifications. These events are summarized in event notifications and preliminary notifications, which are used to widely disseminate the information to internal and external stakeholders.

The fuel facilities, nuclear materials users, spent fuel storage and transportation, decommissioning, and LLW programs contain elements that verify the completeness and accuracy of licensee reports. The Integrated Materials Performance Evaluation Program (IMPEP) also provides a mechanism to verify that Agreement States and NRC regions are consistently collecting and reporting such events as received from the licensees and entering them into the Nuclear Materials Event Database (NMED).

The NRC has taken a number of steps to improve the timeliness and completeness of materials event data. These steps include assessment of the NMED data during monthly staff reviews; emphasis and analysis during the IMPEP reviews; NMED training in headquarters (HQ), the regions, and Agreement States; and discussions at all Agreement State and Conference of Radiation Control Program Directors (CRCPD) meetings.

**Validation:**

The NRC provides regulatory controls that limit or prevent radiation exposures to the public and occupational workers from radioactive material that exceed AO Criterion I.A. An event is considered an AO if it is determined to be significant from the standpoint of public health or safety. The NRC's regulatory process, including licensing, inspection, guidance, regulations, and enforcement activities, is designed to mitigate the likelihood of an event that would exceed AO Criterion I.A.3.

Events of this magnitude are rare. In the unlikely event that an AO should occur, the NRC or Agreement State technical specialists will confirm whether the criteria were met, with input provided by expert consultants, as necessary.

The NRC does not use statistical sampling of data to determine results. Rather, all event data are reviewed to determine whether the performance indicator has been met. There are two important data limitations in determining this performance indicator. These include delay time for receiving information and failure to inform the NRC of an event that causes significant radiation exposures to the public or occupational workers. The NRC regulations associated with event reporting include specific requirements for timely notifications; there is a lag time separating the occurrence of an event and its known consequences.

The NRC believes the probability of not being aware of an event that causes significant radiation exposures to the public or occupational workers is very small. Periodic licensee inspections and regulatory reporting requirements are sufficient to ensure that an event of this magnitude would become known. If such an event occurred, it would result in a prompt and thorough investigation of the event, its consequences, its root causes, and the necessary actions by the licensee and the NRC to mitigate the situation and prevent recurrence. In addition to these immediate actions, the NRC holds periodic meetings, in which staff and management validate the occurrence of these events.

**FY 2012–2014:**

Number of radiological releases to the environment that exceed applicable regulatory limits

**FY 2015–2017:**

Number of releases of radioactive materials that meet or exceed AO Criterion I.B (discharge or dispersal of radioactive material from its intended place of confinement that results in releases of radioactive material)

**Materials and Waste Safety**

**Target:**

Zero

**Verification:**

This performance indicator is defined as any release to the environment from the following activities: fuel facilities, nuclear materials users, spent fuel storage and transportation, decommissioning, and LLW activities that exceed applicable regulations, as defined in 10 CFR 20.2203(a)(3). A 30-day written report is required on such releases.

Should an event meeting this threshold occur, it would be reported to the NRC or Agreement States, or both, through a number of sources but primarily through required licensee notifications. These events are summarized in event notifications and preliminary notifications, which are used to widely disseminate the information to internal and external stakeholders.

The fuel facilities, nuclear materials users, spent fuel storage and transportation, decommissioning, and LLW programs contain elements that verify the completeness and accuracy of licensee reports. The IMPEP also provides a mechanism to verify that Agreement States and NRC regions are consistently collecting and reporting such events, as received from the licensees, and entering them into NMED.

The NRC has taken a number of steps to improve the timeliness and completeness of materials event data. These steps include assessment of the NMED data during monthly staff reviews; emphasis and analysis during the IMPEP review; NMED training in HQ, the regions, and Agreement States; and discussions at all Agreement State and CRCPD meetings.

### **Validation:**

The NRC provides regulatory controls to limit radiation releases to ensure protection of the environment. The regulations in 10 CFR Part 20 provide standards for protection against radiation. Releases subject to a 30-day reporting requirement in 10 CFR 20.2203(a)(3)(ii) serve as a performance indicator for ensuring the protection of the environment. The NRC's regulatory process, including licensing, inspection, guidance, regulations, and enforcement activities, is sufficient to ensure that releases of radioactive materials that exceed regulatory limits are infrequent.

In the unlikely event that a release to the environment exceeds regulatory limits, the NRC, Agreement State technical specialists, or agency consultants will confirm whether the criteria were met, with input provided by expert consultants, as necessary.

The NRC does not look at statistical sampling of data to determine results; instead, all event data are reviewed to determine whether the performance indicator has been met. There are two important data limitations in determining this performance indicator. These include delay time for receiving information or the failure to inform the NRC of an event that causes environmental impacts. The NRC regulations associated with event reporting include specific requirements for timely notifications. There is a lag time separating the occurrence of an event and its known consequences.

The NRC believes the probability of not being aware of an event that causes a radiological release to the environment that exceeds applicable regulations is very small. Periodic licensee inspections

and regulatory reporting requirements are sufficient to ensure that an event of this magnitude would become known.

If such an event occurred, it would result in a prompt and thorough investigation of the event, its consequences, its root causes, and the necessary actions by the licensee and the NRC to mitigate the situation and prevent recurrence. In addition to these immediate actions, the NRC holds periodic meetings, in which staff and management validate the occurrence of these events.

**FY 2015–2017:**

**Materials Safety Target:  
Verification:**

Number of instances of unintended nuclear chain reactions involving NRC-licensed radioactive materials

Zero

An accidental criticality is defined in 10CFR 70.52(a). Each NRC office reviews event documents for its specific program area to identify events that meet or exceed AO Criteria III.A.1.

The program office or regional AO coordinators will assess an event to determine if it meets the AO criteria. If an event meets the AO criteria, the program office or regional AO coordinator will develop a potential AO event description. The potential AO event description will include the applicable AO criteria and contain the information specified in Section 208 of the Energy Reorganization Act of 1974, such as the nature and probable consequences of the event.

**Validation:**

The AO coordinator in the NRC's Office of Nuclear Regulatory Research coordinates with the program office and regional AO coordinators regarding incidents and events, identified as potential AOs, that are receiving interest from the EDO.

The agency is required to submit a "Report to Congress on Abnormal Occurrences" each FY for those events that, by Commission determination, meet the AO criteria. These AO criteria have been developed and revised over several decades with extensive review by both the Commission and the public. In SECY-95-083, "Revised Abnormal Occurrence Criteria," the staff described the basis of the AO criteria as follows:

*The AO reporting policy has been developed to comply with the legislative intent of Section 208 of the Energy Reorganization Act of 1974, as amended, to keep Congress and the public informed of unscheduled incidents or events which the Commission considers significant from the standpoint of public health and safety....The thresholds are generally above the normal level of reporting events by licensees to NRC to exclude those events which involve some variance from regulatory limits, but are not significant enough from the standpoint of public health and safety to be reported to Congress.*

For each event that meets the AO criteria, the NRC includes in the report a description of the incident or event, as well as any action

taken to prevent recurrence. Such actions include those taken by licensees, as well as more programmatic actions deemed necessary by the Commission to prevent recurrence across a class or classes of licensees. Establishing performance indicators at the threshold levels described by the AO criteria is appropriate and consistent with the principle that the NRC's regulatory processes (e.g., licensing, oversight, enforcement) are adequate to address a wide scope of infractions against regulatory requirements and do not generally warrant a focused reevaluation of the programs associated with those processes for every infraction. Therefore, only significant deviations from the regulatory requirements or unacceptable frequencies of occurrence of such deviations should be indicators of the need to reevaluate regulatory strategies and programs. This principle has been central to the staff's selection of performance goals and performance indicator thresholds for determining whether the NRC's performance in ensuring the safe and secure use of radioactive material has been adequate.

**FY 2015–2017:**

Number of malfunctions, deficiencies, events, or conditions at nonreactor facilities or during transportation of nuclear materials that meet or exceed AO Criteria III.A or III.B (events at facilities other than nuclear power plants and all transportation events)  
Zero

**Materials Safety Target:**

**Verification:**

An accidental criticality is defined in 10 CFR 70.52(a). Each NRC office reviews event documents for its specific program area to identify events as potential AOs.

The program office or regional AO coordinators will assess an event to determine if it meets the AO criteria. If an event meets the AO criteria, the program office or regional AO coordinator will develop a potential AO event description. The potential AO event description will include the applicable AO criteria and contain the information specified in Section 208 of the Energy Reorganization Act of 1974, such as the nature and probable consequences of the event.

The AO coordinator of the NRC's Office of Nuclear Regulatory Research coordinates with the program office and regional AO coordinators regarding incidents and events, identified as potential AOs, that are receiving interest from the EDO.

**Validation:**

The agency is required to submit a "Report to Congress on Abnormal Occurrences" each FY for those events that the Commission has determined to meet the AO criteria. These AO criteria have been developed and revised over several decades with extensive review by both the Commission and the public. In SECY-95-083, "Revised Abnormal Occurrence Criteria," the staff described the basis of the AO criteria as follows:

*The AO reporting policy has been developed to comply with the legislative intent of Section 208 of the Energy Reorganization Act*



*of 1974, as amended, to keep Congress and the public informed of unscheduled incidents or events which the Commission considers significant from the standpoint of public health and safety....The thresholds are generally above the normal level of reporting events by licensees to NRC to exclude those events which involve some variance from regulatory limits, but are not significant enough from the standpoint of public health and safety to be reported to Congress.*

For each event that meets the AO criteria, the NRC includes in the report a description of the incident or event, as well as any action taken to prevent recurrence. Such actions include those taken by licensees, as well as more programmatic actions deemed necessary by the Commission to prevent recurrence across a class or classes of licensees. Establishing performance indicators at the threshold levels described by the AO criteria is appropriate and consistent with the principle that the NRC's regulatory processes (e.g., licensing, oversight, enforcement) are adequate to address a wide scope of infractions against regulatory requirements and do not generally warrant a focused reevaluation of the programs associated with those processes for every infraction. Therefore, only significant deviations from the regulatory requirements or unacceptable frequencies of occurrence of such deviations should be indicators of the need to reevaluate regulatory strategies and programs. This principle has been central to the staff's selection of performance goals and performance indicator thresholds for determining whether the NRC's performance in ensuring the safe and secure use of radioactive material has been adequate.

**Goal 2:** Security: *Ensure the secure use of radioactive materials.*

### **Nuclear Reactor and Nuclear Materials and Waste Security**

**Security Objective 1:** *Ensure protection of nuclear facilities and radioactive materials.*

#### **Performance Indicators:**

<b>FY 2012–2014:</b>	Number of unrecovered losses or thefts of risk-significant radioactive sources
<b>FY 2015–2017:</b>	Number of substantial breakdowns of physical security, cybersecurity, or material control and accountability that meet or exceed a revised version of AO Criterion I.C.4 (substantial breakdown in physical security or material control) that will include breakdowns of cybersecurity and the portion of AO Criterion I.C.3 (substantiated loss of a formula quantity) concerning breakdowns of the accountability system for SNM
<b>Target:</b>	Less than or equal to one

Under AO Criterion I.C.1, the agency counts any unrecovered lost, stolen, or abandoned sources that exceed the values listed in

Appendix P, "Category 1 and 2 Radioactive Material," to 10 CFR Part 110, "Export and Import of Nuclear Equipment and Material." Excluded from reporting under this criterion are those events involving sources that are lost, stolen, or abandoned under certain conditions, specifically, (1) sources abandoned in accordance with the requirements of 10 CFR 39.77(c), (2) sealed sources contained in labeled, rugged source housings, (3) recovered sources with sufficient indication that doses in excess of the reporting thresholds specified in AO Criteria I.A.1 and I.A.2 did not occur during the time the source was missing, (4) unrecoverable sources lost under such conditions that doses in excess of the reporting thresholds specified in AO Criteria I.A.1 and I.A.2 were not known to have occurred, and (5) unrecoverable sources (sources that have been lost and for which a reasonable attempt at recovery has been made without success) lost under such conditions that doses in excess of the reporting thresholds specified in AO Criteria I.A.1 and I.A.2 are not known to have occurred and the agency has determined that the risk of theft or diversion is acceptably low.

**Verification:**

Losses or thefts of radioactive material greater than or equal to 1,000 times the quantity specified in Appendix C, "Quantities of Licensed Material Requiring Labeling," to 10 CFR Part 20 must be reported (in accordance with 10 CFR 20.2201(a)) by telephone to the NRC HQ Operations Center or Agreement State immediately (interpreted as within 4 hours) if the licensee believes that an exposure could result to persons in unrestricted areas. If an event meeting the thresholds described above occurs, it would be reported through a number of sources but primarily through this required licensee notification. Events that are publicly available are then entered and tracked in NMED, which is an essential system used to collect and store information on such events. Separate methods are used to track events that are not publicly available. Additionally, licensees must meet the reporting and accounting requirements in 10 CFR Part 73, "Physical Protection of Plants and Materials," and 10 CFR Part 74, "Material Control and Accounting of Special Nuclear Material."

The NRC's inspection programs are key elements in verifying the completeness and accuracy of licensee reports. The IMPEP also provides a mechanism to verify that Agreement States and the NRC regions are consistently collecting and reporting such events as received from the licensees and are entering these events in NMED. In some cases, upon receiving a report, the NRC or Agreement State initiates an independent investigation that verifies the reliability of the reported information. When performed, these investigations enable the NRC or Agreement State to verify the accuracy of the reported data.

The regulation at 10 CFR 20.2201(b) requires a 30-day written report for lost or stolen sources that are greater than or equal to 10 times the quantity specified in Appendix C to 10 CFR Part 20 if

the source is still missing at that time. Furthermore, 10 CFR 20.2201(d) requires an additional written report within 30 days of a licensee learning any additional substantive information. The NRC interprets this requirement as including reporting recovery of sources.

The NRC issued guidance in Regulatory Issue Summary (RIS) 2005-21, "Clarification of the Reporting Requirements in 10 CFR 20.2201," dated November 14, 2005, to clarify the current requirement in 10 CFR 20.2201(d) for reporting recovery of a risk-significant source. The NRC asked the Agreement States to send copies of RIS 2005-21 (or an equivalent document) to its licensees. The NRC issued the National Source Tracking System (NSTS) final rule in November 2006. On January 31, 2009, NRC licensees and Agreement State licensees were required to begin reporting information on source transactions to the NSTS. Implementation of this system creates an inventory of risk-significant sources. This rulemaking established reporting requirements for risk-significant sources (including reporting timeframes) by adding specific requirements to 10 CFR 20.2201, "Reports of Theft or Loss of Licensed Material," for risk-significant sources, including a requirement for licensees to report within 30 days the recovery of a risk-significant source.

**Validation:**

Events collected under this performance indicator are actual losses, thefts, or diversions of materials described above. Such events could compromise public health and safety, the environment, and the common defense and security. Events of this magnitude are rare. The information reported under 10 CFR Part 73 and 10 CFR Part 74 is required so that the NRC is aware of events that could endanger public health and safety or national security. Any failures at the level of the strategic plan would result in immediate investigation and follow-up.

If an event subject to the reporting requirements described above occurs, it would result in a prompt and thorough investigation of the event, its consequences, its root causes, and the necessary actions by the licensee, the NRC, or an Agreement State to mitigate the situation and prevent recurrence.

**FY 2012–2014:**

Number of substantiated cases of theft or diversion of licensed risk-significant radioactive sources or formula quantities of SNM or attacks that result in radiological sabotage

**FY 2015–2017:**

Number of instances of sabotage, theft, diversion, or loss of risk-significant quantities of radioactive material that meet or exceed AO Criteria I.C.1 (unrecovered lost, stolen, or abandoned sources), I.C.2 (substantiated case of actual theft or diversion), and the portion of Criterion I.C.3 (substantiated loss of a formula quantity) concerning theft or diversion of SNM

**Target:**

Zero

**Verification:**

In AO Criterion I.C.2, "substantiated" means a situation that requires additional action by the agency or other proper authorities

## ANNUAL PERFORMANCE PLAN

---

because of an indication of loss, theft, or unlawful diversion—such as an allegation of diversion, report of lost or stolen material, statistical processing difference, or other indication of loss of material control or accountability—that cannot be refuted following an investigation. A formula quantity of SNM is defined in 10 CFR 70.4. Radiological sabotage is defined in 10 CFR 73.2. Licensees subject to the requirements in 10 CFR Part 73 must call the NRC within 1 hour of an occurrence to report any breaches of security or other event that may potentially lead to theft or diversion of material or to sabotage at a nuclear facility. The NRC’s safeguards requirements are described in 10 CFR 73.71, “Reporting of Safeguards Events”; Appendix G, “Reportable Safeguards Events,” to 10 CFR Part 73; and 10 CFR 74.11, “Reports of Loss or Theft or Attempted Theft or Unauthorized Production of Special Nuclear Material.”

The information assessment team composed of NRC HQ and regional staff members would conduct an immediate assessment for any significant events to determine any further actions needed, including coordination with the intelligence community and law enforcement. In accordance with 10 CFR 73.71(d), the licensee must also file a written report within 60 days of the incident that describes the event and the steps that the licensee took to protect the nuclear facility. This information will enable the NRC to assess whether radiological sabotage has occurred.

### **Validation:**

Events subject to reporting requirements are those that endanger public health and safety and the environment through deliberate acts of theft or diversion of material or through sabotage directed against the nuclear facilities that the agency licenses. Events of this type are extremely rare. If such an event occurs, it would result in a prompt and thorough investigation of the event, its consequences, its root causes, and the necessary actions by the licensee or the NRC to mitigate the situation and prevent recurrence. The investigation ensures the validity of the information and assesses the significance of the event.

### **FY 2012–2014:**

Number of substantiated losses of formula quantities of SNM or substantiated inventory discrepancies of a formula quantity of SNM that are judged to be caused by theft, diversion, or substantial breakdown of the accountability system

### **FY 2015–2017:**

Number of instances of sabotage, theft, diversion, or loss of risk-significant quantities of radioactive material that meet or exceed AO Criteria I.C.1 (unrecovered lost, stolen, or abandoned sources), I.C.2 (substantiated case of actual theft or diversion), and the portion of Criterion I.C.3 (substantiated loss of a formula quantity) concerning theft or diversion of SNM

### **Target:**

Zero

### **Verification:**

Licensees must record events associated with AO Criterion I.C.3 within 24 hours of the identified event in a safeguards log that the licensee maintains. The licensee must retain the log as a record for 3 years after the last entry is made or until termination of the

license. The NRC relies on its safeguards inspection program to ensure the reliability of recorded data. The NRC makes a determination of whether a substantiated breakdown has resulted in a vulnerability to radiological sabotage, theft, diversion, or unauthorized enrichment of SNM. When making substantiated breakdown determinations, the NRC evaluates the materials event data to ensure that licensees are reporting and collecting the proper event data.

**Validation:**

“Substantiated” means a situation that requires additional action by the agency or other proper authorities because of an indication of loss, theft, or unlawful diversion—such as an allegation of diversion, report of lost or stolen material, statistical processing difference, other system breakdown closely related to the material control and accounting program (such as an item control system associated with the licensee’s facility information technology system), or other indication of loss of material control or accountability—that cannot be refuted following an investigation. A formula quantity of SNM is defined in 10 CFR 70.4.

Events collected under this performance indicator may indicate a vulnerability to radiological sabotage, theft, diversion, or loss of SNM. Such events could compromise public health and safety, the environment, and the common defense and security. The NRC relies on its safeguards inspection program to help validate the reliability of recorded data and to determine whether a breakdown of a physical protection or material control and accounting system has actually resulted in a vulnerability.

**FY 2012–2014:**

Number of substantial breakdowns of physical security or material control (i.e., access control containment or accountability systems) that significantly weaken the protection against theft, diversion, or sabotage

**FY 2015–2017:**

Number of substantial breakdowns of physical security, cyber security, or material control and accountability that meet or exceed a revised version of AO Criterion I.C.4 (substantial breakdown in physical security or materials control) that will include breakdowns of cyber security and the portion of AO Criterion I.C.3 (substantiated loss of a formula quantity) concerning breakdowns of the accountability system for SNM

**Target:**

Less than or equal to one

**Verification:**

In AO Criterion I.C.4, a “substantial breakdown” is defined as a red finding in the security cornerstone of the ROP or significant performance problems or operational events resulting in a determination of overall unacceptable performance or in a shutdown condition (inimical to the effective functioning of the Nation’s critical infrastructure). Radiological sabotage is defined in 10 CFR 73.2. Licensees are required to report to the NRC, immediately after the occurrence becomes known, any known breakdowns of physical security, based on the requirements in 10 CFR 73.71 and Appendix G to 10 CFR Part 73. If a licensee reports such an event, the HQ operations officer prepares an

## ANNUAL PERFORMANCE PLAN

---

official record of the initial event report. The NRC begins responding to such an event immediately upon notification with the activation of its information assessment team. A licensee must follow its initial telephone notification with a written report submitted to the NRC within 30 days.

The licensee records breakdowns of physical protection resulting in a vulnerability to radiological sabotage, theft, diversion, or loss of SNM or radioactive waste within 24 hours in a safeguards log that the licensee maintains. The licensee must retain the log as a record for 3 years after the last entry is made or until termination of the license. Licensees subject to 10 CFR Part 73 must also meet the reporting requirements detailed in 10 CFR 73.71. The NRC evaluates all of the reported events, based on the criteria in 10 CFR 73.71 and Appendix G to 10 CFR Part 73. The NRC also maintains and relies on its safeguards inspection program to ensure the reliability of recorded and reported data.

### Validation:

Events assessed under this performance indicator are those that threaten nuclear activities by deliberate acts, such as radiological sabotage, directed against facilities. If a licensee reports such an event, the information assessment team evaluates and validates the initial report and determines any further actions that may be necessary. Tracking breakdowns of physical security indicates whether the licensee is taking the necessary security precautions to protect the public, given the potential consequences of a nuclear accident attributable to sabotage or the inappropriate use of nuclear material either in this country or abroad.

Events collected under this performance indicator may indicate a vulnerability to radiological sabotage, theft, diversion, or loss of SNM or radioactive waste. Such events could compromise public health and safety, the environment, and the common defense and security. The NRC relies on its safeguards inspection program to help validate the reliability of recorded data and to determine whether a breakdown of a physical protection or material control and accounting system has actually resulted in a vulnerability.

### **Security Objective 2:** *Ensure protection of classified and Safeguards Information*

**FY 2012–2014:** Number of significant unauthorized disclosures of classified or Safeguards Information

**FY 2015–2017:** Number of significant unauthorized disclosures of classified or Safeguards Information by licensees, as defined by AO Criterion I.C.5 (significant unauthorized disclosures of classified information), and by NRC employees or contactors, as defined by analogous NRC internal criteria

**Target:** Zero

**Verification:** In regard to AO Criterion I.C.5, any alleged or suspected violations by NRC licensees of the Atomic Energy Act, Espionage Act, or other Federal statutes related to classified or Safeguards Information must be reported to the NRC under the requirements

in 10 CFR 95.57(a) (for classified information), 10 CFR Part 73 (for Safeguards Information), and NRC orders (for Safeguards Information subject to modified handling requirements). However, for performance reporting, the NRC would only count those disclosures or compromises that actually cause damage to national security or to public health and safety.

Such events would be reported to the cognizant security agency (i.e., the security agency with jurisdiction) and the regional administrator of the appropriate NRC regional office, as listed in Appendix A, "U.S. Nuclear Regulatory Commission Offices and Classified Mailing Addresses," to 10 CFR Part 73. The regional administrator would then contact the Division of Security Operations at NRC HQ, which would assess the violation and notify other NRC offices and Government agencies, as appropriate. A determination would be made as to whether the compromise damaged national security or public health and safety. Any unauthorized disclosures or compromises of classified or Safeguards Information that damaged national security or public health and safety would result in immediate investigation and follow-up by the NRC. In addition, NRC inspections will verify that licensees' routine handling of classified information and Safeguards Information (including Safeguards Information subject to modified handling requirements) conforms to established security information management requirements.

Any alleged or suspected violations of this performance indicator by NRC employees, contractors, or other personnel would be reported, in accordance with NRC procedures, to the Director of the Division of Facilities and Security at NRC HQ. The NRC maintains a strong system of controls over national security and Safeguards Information, including (1) annual required training for all employees, (2) safe and secure document storage, and (3) physical access control in the form of guards and badged access.

**Validation:**

Events collected under this performance indicator are unauthorized disclosures of classified information or Safeguards Information that damage the national security or public health and safety. Events of this magnitude are not expected and would be rare. If such an event occurs, it would result in a prompt and thorough investigation, including consequences, root causes, and necessary actions by the licensees and the NRC to mitigate the consequences and prevent recurrence. NRC investigation teams also validate the materials event data to ensure that licensees are reporting and collecting the proper event data.

**Management Objective 1:** *People: Attract, develop, and retain a high-performing, diverse, and engaged workforce, with the skills needed to carry out the NRC's mission now and in the future.*

## ANNUAL PERFORMANCE PLAN

**FY 2015–2017:** NRC’s annual average rank against the top agencies across the OPM human capital indices on the FEVS  
**Target:** Top five ranking  
**Verification:** At the end of August of each year, OPM releases the FEVS results to agencies. Agency rankings are a matter of public record.  
**Validation:** The FEVS, which OPM administers, is a powerful management tool that helps agency senior leaders and managers drive change. The data OPM receives from employees surveyed shows what is working and what can be improved.

**FY 2015–2017:** Percent of key human capital indicators met.  
**Target:** At least 75 percent  
**Verification:** The agency human capital records system provides most of the data to support reported outcomes.  
**Validation:** Regular reports and briefings on human capital matters take place.

***Management Objective 2: Information Management and Information Technology: Make it easier for NRC staff to perform the mission and obtain the information it needs from authoritative sources anytime, anywhere, on any device, while managing the risk and compromise of sensitive information.***

**FY 2015–2017:** Score on the FEVS question, “I can easily find and obtain the information I need to do my job”  
**Target:** Five percent increase from FY 2014 FEVS results  
**Verification:** At the end of August of each year, OPM releases the FEVS results to agencies. Agency rankings are a matter of public record.  
**Validation:** The FEVS, which OPM administers, is a powerful management tool that helps agency senior leaders and managers drive change. The data OPM receives from employees surveyed shows what is working and what can be improved.

## STRATEGIC PLAN STRATEGIES AND SUPPORTING BUSINESS LINES

The FY 2014–2018 Strategic Plan identifies the strategies needed for the NRC to achieve its Strategic Goals and Objectives, Cross-Cutting Strategies, and Management Objectives. The following table shows which agency business lines support each strategy. The Strategic Plan may be viewed at this link:

<http://www.nrc.gov/reading-rm/doc-collections/nuregs/staff/sr1614/v6/>.

Strategy	Business Line
<b>Safety Strategy 1:</b> Continue to enhance the NRC’s regulatory programs, as appropriate, using lessons learned from domestic and international operating experience and other sources.	Decommissioning and LLW; Fuel Facilities; New Reactors; Nuclear Materials Users; Operating Reactors; Spent Fuel Storage and Transportation



Strategy	Business Line
<b>Safety Strategy 2:</b> Enhance the risk-informed and performance-based regulatory framework in response to advances in science and technology, policy decisions, and other factors.	Decommissioning and LLW; Fuel Facilities; New Reactors; Nuclear Materials Users; Operating Reactors; Spent Fuel Storage and Transportation
<b>Safety Strategy 3:</b> Ensure the effectiveness and efficiency of licensing and certification activities to maintain both quality and timeliness of licensing and certification reviews.	Decommissioning and LLW; Fuel Facilities; New Reactors; Nuclear Materials Users; Operating Reactors; Spent Fuel Storage and Transportation
<b>Safety Strategy 4:</b> Maintain effective and consistent oversight of licensee performance to drive continued licensee compliance with NRC safety requirements and license conditions.	Decommissioning and LLW; Fuel Facilities; New Reactors; Nuclear Materials Users; Operating Reactors; Spent Fuel Storage and Transportation
<b>Safety Strategy 5:</b> Ensure the NRC's readiness to respond to incidents and emergencies involving NRC-licensed facilities and radioactive materials and other events of domestic and international interest.	Corporate Support; Decommissioning and LLW; Fuel Facilities; New Reactors; Nuclear Materials Users; Operating Reactors; Spent Fuel Storage and Transportation
<b>Safety Strategy 6:</b> Ensure that nuclear facilities are constructed in accordance with approved designs and that there is an effective transition from oversight of construction to oversight of operation.	Fuel Facilities; New Reactors; Operating Reactors; Spent Fuel Storage and Transportation
<b>Safety Strategy 7:</b> Ensure that the environmental and site safety regulatory infrastructure is adequate to support the issuance of new nuclear licenses.	New Reactors, Operating Reactors
<b>Security Strategy 1:</b> Ensure the effectiveness and efficiency of the regulatory framework, using information gained from operating experience and external and internal assessments, and in response to technology advances and changes in the threat environment.	Decommissioning and LLW; Fuel Facilities; New Reactors; Nuclear Materials Users; Operating Reactors; Spent Fuel Storage and Transportation
<b>Security Strategy 2:</b> Maintain effective and consistent oversight of licensee performance to drive continued licensee compliance with NRC security requirements and license conditions.	Decommissioning and LLW; Fuel Facilities; New Reactors; Nuclear Materials Users; Operating Reactors; Spent Fuel Storage and Transportation
<b>Security Strategy 3:</b> Support U.S. national security interests and nuclear nonproliferation policy objectives within the NRC's statutory mandate through cooperation with domestic and international partners.	Corporate Support; Fuel Facilities; New Reactors; Nuclear Materials Users; Operating Reactors; Spent Fuel Storage and Transportation

## ANNUAL PERFORMANCE PLAN

Strategy	Business Line
<b>Security Strategy 4:</b> Ensure material control and accounting for special nuclear materials.	Fuel Facilities; Operating Reactors; Spent Fuel Storage and Transportation
<b>Security Strategy 5:</b> Protect critical digital assets.	Fuel Facilities; New Reactors; Nuclear Materials Users; Operating Reactors
<b>Security Strategy 6:</b> Ensure timely distribution of security information to stakeholders and international partners.	Corporate Support; Decommissioning and LLW; Fuel Facilities; New Reactors; Operating Reactors; Spent Fuel Storage and Transportation
<b>Security Strategy 7:</b> Ensure that programs for the handling and control of classified and Safeguards Information are effectively implemented at the NRC and at licensee facilities.	Corporate Support; Decommissioning and LLW; Fuel Facilities; New Reactors; Nuclear Materials Users; Operating Reactors; Spent Fuel Storage and Transportation
<b>Regulatory Effectiveness 1:</b> Proactively identify, assess, understand, and resolve safety and security issues.	Decommissioning and LLW; Fuel Facilities; New Reactors; Nuclear Materials Users; Operating Reactors; Spent Fuel Storage and Transportation
<b>Regulatory Effectiveness 2:</b> Regulate in a manner that effectively and efficiently manages known risks and threats, clearly communicates requirements, and ensures that regulations are consistently applied, are practical, and accommodate technology changes in a timely manner.	Corporate Support; Decommissioning and LLW; Fuel Facilities; New Reactors; Nuclear Materials Users; Operating Reactors; Spent Fuel Storage and Transportation
<b>Regulatory Effectiveness 3:</b> Integrate safety and security programs to identify and avoid unintended consequences.	Decommissioning and LLW; Fuel Facilities; New Reactors; Nuclear Materials Users; Operating Reactors; Spent Fuel Storage and Transportation
<b>Openness 1–Transparency:</b> Make clear information about the NRC’s responsibilities and activities accessible to stakeholders.	Corporate Support; Decommissioning and LLW; Fuel Facilities; New Reactors; Nuclear Materials Users; Operating Reactors; Spent Fuel Storage and Transportation
<b>Openness 2–Participation:</b> Enhance interaction with the public and other stakeholders through use of social media and further enable opportunities for meaningful participation in, and mutual understanding of, NRC regulatory processes.	Corporate Support; Decommissioning and LLW; Fuel Facilities; New Reactors; Nuclear Materials Users; Operating Reactors; Spent Fuel Storage and Transportation
<b>Openness 3–Collaboration:</b> Promote domestic and global nuclear safety and security by creating and taking advantage of opportunities to increase collaboration and share best practices with other Federal agencies, with State, local, and Tribal governments, and with the international regulatory community.	Corporate Support; Decommissioning and LLW; Fuel Facilities; New Reactors; Nuclear Materials Users; Operating Reactors; Spent Fuel Storage and Transportation

Strategy	Business Line
<b>Human Capital 1:</b> Maintain qualified and flexible staff and close skill gaps in mission-critical occupations	Corporate Support
<b>Human Capital 2:</b> Hire the best talent to achieve a high-performing, diverse, and engaged workforce with the skills needed to carry out the NRC's mission now and in the future and close skill gaps in mission-critical occupations.	Corporate Support
<b>Human Capital 3:</b> Improve knowledge management by identifying and capturing critical knowledge from employees, transferring it to those who need it now, and making it accessible for the future.	Corporate Support
<b>Human Capital 4:</b> Promote a strong NRC internal safety culture with an open collaborative work environment.	Corporate Support
<b>Human Capital 5:</b> Enhance employee learning opportunities and optimize the use of training resources from an agencywide perspective to meet the agency's current and future critical skill needs.	Corporate Support
<b>Human Capital 6:</b> Strengthen workforce diversity and inclusion.	Corporate Support
<b>Information Management and Information Technology (IT) 1:</b> Better enable NRC's staff and external stakeholders to easily find and use the information they need.	Corporate Support
<b>Information Management and IT 2:</b> Develop a flexible technology infrastructure that provides the foundation to consistently deliver the IT solutions customers need.	Corporate Support
<b>Information Management and IT 3:</b> Improve the business value of the NRC's IT solutions by providing the right products and services when and where needed.	Corporate Support
<b>Information Management and IT 4:</b> Improve enterprise IT planning, budgeting, and performance management to effectively manage resources.	Corporate Support



NUCLEAR REACTOR SAFETY

<b>Nuclear Reactor Safety</b> (Dollars in Millions)						
<b>Business Line</b>	<b>FY 2016 Enacted</b>		<b>FY 2017 Request</b>		<b>Changes from FY 2016</b>	
	<b>\$M</b>	<b>FTE</b>	<b>\$M</b>	<b>FTE</b>	<b>\$M</b>	<b>FTE</b>
Operating Reactors	589.2	2,157.2	587.5	2,103.6	(1.7)	(53.6)
New Reactors	171.3	622.9	169.9	614.6	(1.4)	(8.3)
<b>Total</b>	<b>\$760.4</b>	<b>2,780.1</b>	<b>\$757.4</b>	<b>2,718.2</b>	<b>\$(3.0)</b>	<b>(61.9)</b>

\$M includes FTE costs as well as contract support and travel. Numbers may not add due to rounding.

The Nuclear Reactor Safety Program of the U.S. Nuclear Regulatory Commission (NRC) encompasses licensing, regulating, and overseeing civilian nuclear power, research and test reactors, and medical isotope facilities in a manner that adequately protects public health and safety and the environment. This program also provides high assurance of the physical security of facilities and protection against radiological sabotage. This program contributes to the NRC’s Safety and Security strategic goals through the activities of the Operating Reactors and New Reactors Business Lines that regulate existing and new nuclear reactors to ensure their safe operation and physical security.

Overall resources requested in the fiscal year (FY) 2017 budget for the Nuclear Reactor Safety Program are \$757.4 million, including 2,718.2 full-time equivalents (FTE). This funding level represents an overall funding decrease of \$3 million, including a decrease of 61.9 FTE, when compared with the FY 2016 Enacted budget. This budget includes \$5 million for advanced nuclear reactor technology, which is non-feebillable.



**OPERATING REACTORS**

<b>Operating Reactors by Product Line</b> (Dollars in Millions)						
<b>Product Line</b>	<b>FY 2016 Enacted</b>		<b>FY 2017 Request</b>		<b>Changes from FY 2016</b>	
	<b>\$M</b>	<b>FTE</b>	<b>\$M</b>	<b>FTE</b>	<b>\$M</b>	<b>FTE</b>
Licensing	123.8	568.2	118.9	547.3	(4.9)	(20.9)
Oversight	161.4	783.0	160.0	754.5	(1.4)	(28.5)
Rulemaking	12.9	64.7	13.8	68.9	0.9	4.2
Research	75.0	184.5	73.9	186.7	(1.1)	2.3
International Activities	5.6	30.3	5.7	30.2	0.1	(0.1)
Generic Homeland Security	2.8	14.7	3.0	15.2	0.2	0.5
Event Response	15.9	55.1	18.3	57.2	2.4	2.1
<b>Subtotal</b>	<b>\$397.4</b>	<b>1,700.5</b>	<b>\$393.7</b>	<b>1,660.0</b>	<b>\$(3.7)</b>	<b>(40.5)</b>
Corporate Support	191.8	456.7	193.9	443.6	2.1	(13.1)
<b>Total</b>	<b>\$589.2</b>	<b>2,157.2</b>	<b>\$587.5</b>	<b>2,103.6</b>	<b>\$(1.7)</b>	<b>(53.6)</b>

\$M includes FTE costs as well as contract support and travel. Numbers may not add due to rounding.

The Operating Reactors Business Line encompasses the regulation of 100<sup>6</sup> operating civilian nuclear power reactors and 31 research and test reactors (RTRs) in a manner that adequately protects the health and safety of the public and the environment and provides high assurance of physical security. Under the regulatory oversight of NRC, the amount of safe electrical power generated from the 100 domestic nuclear power plants now contributes approximately 19 percent of the Nation’s electrical production.

The NRC establishes regulatory requirements for the design, construction, operation, and security of nuclear power plants, RTRs, and medical isotope production facilities, in accordance with the provisions of the Atomic Energy Act of 1954, as amended. Through the Operating Reactors Business Line activities, the NRC ensures the fundamental tenets of its Safety and Security strategic goals in protecting both the public and workers from the radiation hazards of nuclear reactors. To ensure plants are operating safely within the NRC’s requirements, the NRC licenses the plants to operate, licenses the personnel who operate the plants, and establishes technical specifications for the operation of each plant. The NRC also supports nuclear safety through rulemaking and research efforts, enforcement, and international activities. The NRC provides continuing oversight of civilian nuclear reactors and verification of operator adherence to the NRC’s rules and regulations. The NRC has established requirements to bolster the security of the Nation’s nuclear facilities. Nuclear power plants must be able to defend successfully against a set of hypothetical threats that the agency refers to as the design-basis threat. These hypothetical threats challenge a plant’s physical security, personnel security, and cybersecurity. The agency continuously evaluates this set of hypothetical threats against real-world intelligence to ensure safety and security.

<sup>6</sup> The number of 100 reactors includes the startup operation of Watts Bar Nuclear Power Plant, Unit 2, in FY 2016. The number of reactors will be 99 sometime in FY 2017, when the James A. FitzPatrick Nuclear Power Plant permanently ceases operations, as indicated by the licensee.

### CHANGES FROM FY 2016 ENACTED BUDGET

In FY 2017, resources decrease because of the declining or completed workload in the following areas: Fukushima Near-Term Task Force recommendations, including the Mitigation Strategies for Beyond Design-Basis Events Rulemaking; Generic Safety Issue-191, "Assessment of Debris Accumulation on PWR Sump"; resolution of NRC Bulletin 2012-01, "Design Vulnerability in Electric Power System"; National Fire Protection Association (NFPA)-805 license amendment requests; and license renewals. Additionally, reductions occurred in reactor safety research in areas including: resolution of emergent component integrity issues, development and maintenance of regulatory guidance, technical basis development for subsequent license renewal applications, risk analysis, and severe accident research. These decreases are partially offset by increases to support the Waterford and River Bend license renewal reviews; medical isotope production facility application reviews; the final phase of cybersecurity program implementation for operating reactors; the Decommissioning Rulemaking; potassium iodide (KI) replenishment requested by 12 states; and information technology support that includes implementation of the Replacement Reactor Program System and associated interfaces with other agency systems, the development of streamlined data interfaces to support the Master Data Management Program, and hardware purchases for the Emergency Response Data System.

### MAJOR ACTIVITIES

The major activities within the Operating Reactors Business Line include the following:

- Ensure that licensed operating nuclear power reactors operate safely and securely, and in accordance with the NRC's rules, regulations, and license requirements. The Reactor Oversight Process uses both NRC inspection findings and performance indicators from licensees to assess the safety performance of each plant within a regulatory framework of seven cornerstones of safety and security.
- Conclude license renewal reviews for seven units at four operating reactor sites, continue to support activities for license renewal reviews for two sites, and prepare for subsequent license renewal applications.
- Continue to implement the Tier 1 and applicable Tier 2 lessons learned from the Fukushima Dai-ichi Nuclear Power Plant accident in Japan. These resources will support the completion of implementing the Mitigating Strategies and Spent Fuel Pool Instrumentation Order and continued implementation of the Severe Accident-Capable Hardened Vents Order. Resources will also support reviews of licensee responses to the requests for information associated with seismic and flooding hazard reevaluations and emergency preparedness. Appropriate regulatory actions will continue for the remaining Tier 2 and Tier 3 recommendations.
- Complete 900 licensing actions, including the review of approximately seven power uprates and approximately three ongoing NFPA-805 licensing actions for the approximately 31 reactors that will be transitioning to a risk-informed, performance-based set of fire protection requirements.
- Perform project management activities and ensure that operators are qualified and licensed to perform their duties for the existing 31 licensed operating RTRs and the 100 power reactors.
- Review three applications for medical isotope production facilities, including the review of an operating license application for a medical isotope production facility. This will



include conducting environmental and safety reviews of construction permits for two medical isotope production facilities and oversight of construction of a medical isotope production facility.

- Support 17 rulemaking activities (including the Decommissioning Rulemaking).
- Complete 500 other licensing tasks and related activities, including Title 10 of the *Code of Federal Regulations* (10 CFR) Section 2.206 petitions, Task Interface Agreements, public hearings, preapplication reviews, and quality assurance and emergency plan reviews.
- Support KI replenishment that has been requested by 12 states.
- Support cybersecurity guidance development and program and policy development for full implementation of the cybersecurity program.
- Support the assessment program to include baseline and Force-on-Force inspections.
- Conduct research activities on: (1) seismic and structural issues, (2) fire safety, (3) probabilistic risk assessment, (4) digital instrumentation and control equipment, (4) technical basis development for subsequent license renewal, (5) materials performance, (6) probabilistic assessment of reactor component integrity, (7) aging management of operating reactors, (8) fuel performance, (9) codes and standards, (10) development and maintenance of analytical tools that support radiation protection and health studies, as well as risk, severe accident, consequence, and thermal-hydraulic assessments, (11) evaluation of operational experience, (12) evaluation of generic issues, (13) environmental transport, and (14) human factors.
- Satisfy international treaty and convention obligations, as well as statutory mandates. This includes serving as the U.S. lead for implementing the Convention on Nuclear Safety; leading and/or contributing to multilateral efforts on key nuclear safety and security issues; and ensuring appropriate representation at U.S.-led interagency initiatives.
- Support a wide range of cooperative programs, including, participating in international nuclear safety peer review missions (e.g., Integrated Regulatory Review Service) and exchanging information, including regulatory best practices, with established counterparts bilaterally and multilaterally to mutually enhance our respective programs, as well as participating and/or providing leadership in international nuclear safety research activities.

**OTHER INDICATORS**

**LICENSING**

<b>Number of License Renewal Applications (Units) on which Final Decision Has Been Made (OR-01)</b>						
	FY 2012	FY 2013	FY 2014	FY 2015	FY 2016	FY 2017
Target	1	2	0	7**	7	7
Actual	2	None*	0	5***		
<p><i>*Final decisions for license renewal applications were delayed throughout FY 2013 and FY 2014 because of the Waste Confidence Decision.</i></p> <p><i>**FY 2015 Congressional Budget Justification target was shown as 9 in error.</i></p> <p><i>***Byron 1 and 2 and Braidwood 1 and 2 rescheduled for FY 2016.</i></p>						

## NUCLEAR REACTOR SAFETY

Number of Licensing Actions Completed* (OR-02)						
	FY 2012	FY 2013	FY 2014	FY 2015	FY 2016	FY 2017
Target	950	950	900	900	900	900
Actual	770**	668***	607****	792*****		

*\*As limited by the number of licensing action requests submitted or accepted the previous FY.  
 \*\*802 license amendment requests were submitted in FY 2012.  
 \*\*\*936 license amendment requests were submitted in FY 2013.  
 \*\*\*\*737 license amendment requests were submitted in FY 2014.  
 \*\*\*\*\*736 license amendment requests were submitted in FY 2015.*

Percentage of Licensing Actions Completed in 1 Year or Less* (OR-03)						
	FY 2012	FY 2013	FY 2014	FY 2015	FY 2016	FY 2017
Target	95	95	95	95	95	95
Actual	95.8	95	87**	88**		

*\*Excludes improved standard technical specifications (STS) conversions, licensing actions associated with the Fukushima Near-Term Task Force (NTTF) recommendations (beginning in FY 2014), and power uprates. Also excludes license amendment requests that are unusually complex.  
 \*\*Because of redirection of resources to process the Fukushima-related licensing actions and other licensing tasks, which have completion schedules extending into 2017, the indicator target was not met. The NRC has developed a staffing strategy to identify resources and critical skills needed to address the gap between the budgeted number of staff and those who are currently on board.*

Percentage of Licensing Actions Completed in 2 Years or Less* (OR-04)						
	FY 2012	FY 2013	FY 2014	FY 2015	FY 2016	FY 2017
Target	100	100	100	100	100	100
Actual	99.9	100	99**	99**		

*\*Excludes improved STS conversions, licensing actions associated with the Fukushima NTTF recommendations (beginning in FY 2014), and power uprates. Also excludes license amendment requests that are unusually complex.  
 \*\*Because of redirection of resources to process the Fukushima-related licensing actions and other licensing tasks, which both also have completion schedules extending into 2017, the indicator target was not met. The NRC has developed a staffing strategy to identify resources and critical skills needed to address the gap between the budgeted number of staff and those who are currently on board.*

Percentage Increase in the 12-month Average Percent of Licensing Actions Less Than 1-Year Old for FY 2017 Compared with the Percent of Licensing Actions Less Than 1-Year Old on September 30, 2016 (OR-05)						
	FY 2012	FY 2013	FY 2014	FY 2015	FY 2016	FY 2017
Target	New indicator in FY 2016				2	2
Actual						

*This target will not apply if the inventory of licensing actions less than 1-year old on September 30 is 93 percent or greater.*

Number of Other Licensing Tasks Completed* (OR-06)						
	FY 2012	FY 2013	FY 2014	FY 2015	FY 2016	FY 2017
Target	600	600	500	500	500	500
Actual	674**	529***	765****	461*****		

*\*As limited by the number of other licensing task requests submitted or accepted the previous FY.  
 \*\*577 other licensing tasks submitted in FY 2012.  
 \*\*\*1,002 other licensing tasks submitted in FY 2013.  
 \*\*\*\*577 other licensing tasks submitted in FY 2014.  
 \*\*\*\*\*599 other licensing tasks submitted in FY 2015.*

<b>Percentage of Other Licensing Tasks Completed in 1 Year or Less* (OR-07)</b>						
	FY 2012	FY 2013	FY 2014	FY 2015	FY 2016	FY 2017
Target	90	90	90	90	90	60**
Actual	94.6	97.6	87	87		

*\*Excludes multiplant actions, licensing tasks associated with the Fukushima NTF recommendations (beginning in FY 2014), and other unusually complex licensing tasks.*

*\*\*Because of redirection of resources to process the Fukushima-related licensing actions and other licensing tasks, which also have completion schedules extending into 2017, the indicator target was not met. The NRC has developed a staffing strategy to identify resources and critical skills needed to address the gap between the budgeted number of staff and those who are currently on board.*

<b>Percentage of Other Licensing Tasks Completed in 2 Years or Less* (OR-08)</b>						
	FY 2012	FY 2013	FY 2014	FY 2015	FY 2016	FY 2017
Target	100	100	100	100	100	100
Actual	100	100	99**	97**		

*\*Excludes multiplant actions, licensing tasks associated with the Fukushima NTF recommendations (beginning in FY 2014), and other unusually complex licensing tasks.*

*\*\* Because of redirection of resources to process the Fukushima-related licensing actions and other licensing tasks, which also have completion schedules extending into 2017, the indicator target was not met. The NRC has developed a staffing strategy to identify resources and critical skills needed to address the gap between the budgeted number of staff and those who are currently on board.*

<b>Percentage Increase in the 12-month Average Percent of Other Licensing Tasks less than 1-Year old for FY 2017 Compared with the Percent of Other Licensing Tasks Less Than 1-Year old on September 30, 2016 (OR-09)</b>						
	FY 2012	FY 2013	FY 2014	FY 2015	FY 2016	FY 2017
Target	New indicator in FY 2016				2	2
Actual						

*This target will not apply if the inventory of licensing actions less than 1-year old on September 30, 2016, is 88 percent or greater.*

<b>Number of Initial Operator Licensing Examination Sessions (OR-10)</b>						
	FY 2012	FY 2013	FY 2014	FY 2015	FY 2016	FY 2017
Target	55	55	55	53**	46**	47**
Actual	49*	55	55	42***		

*\*There were only 49 requests for initial operator licensing examination sessions for FY 2012.*

*\*\*Targets are based upon the nuclear industry's projected demand for initial operator licensing examination sessions.*

*\*\*\*Only 42 requests for examination sessions were received in FY 2015.*

<b>Number of Generic Fundamentals Examination Sessions Administered (OR-11)</b>						
	FY 2012	FY 2013	FY 2014	FY 2015	FY 2016	FY 2017
Target	4	4	4	4	4	2*
Actual	4	4	4	4		

*\*Targets are based upon the nuclear industry's projected demand for generic fundamentals examination sessions.*

## NUCLEAR REACTOR SAFETY

### OVERSIGHT

Number of Plants for which All Required Baseline Inspection Procedures Are Completed* (OR-12)						
	FY 2012	FY 2013	FY 2014	FY 2015	FY 2016	FY 2017
Target	104	104	100	99***	100****	100
Actual	104	100**	100	99		

*\*The baseline inspection program metric includes the number of reactors in operation.*  
*\*\*100 operating reactors in FY 2013; four entered the decommissioning phase.*  
*\*\*\*A 5th operating reactor entered the decommissioning phase at the beginning of FY 2015.*  
*\*\*\*\*The increase from 99 to 100 accounts for the startup operation of Watts Bar Nuclear Power Plant, Unit 2, in FY 2016.*

Percentage of Final Significance Determinations Made within 90 Days for All Potentially Greater-Than-Green Findings (OR-13)						
	FY 2012	FY 2013	FY 2014	FY 2015	FY 2016	FY 2017
Target	90*	90	90	90	90	90
Actual	100	100	86**	88***		

*\*Target mistakenly reported to be 100% in 2012 Congressional Budget Justification.*  
*\*\*Target was exceeded by 1 day because of one especially complicated issue.*  
*\*\*\*Target not met because of the complexity of the flooding issues associated with Arkansas Nuclear One, Units 1 and 2.*

Percentage of Technical Allegation Reviews Completed in 150 Days or Less (OR-14)						
	FY 2012	FY 2013	FY 2014	FY 2015	FY 2016	FY 2017
Target	90	90	90	90	90	90
Actual	98	95	97	98		

Percentage of Technical Allegation Reviews Completed in 180 Days or Less (OR-15)						
	FY 2012	FY 2013	FY 2014	FY 2015	FY 2016	FY 2017
Target	95	95	95	95	95	95
Actual	99	99	99	99		

Percentage of Technical Allegation Reviews Completed in 360 Days or Less (OR-16)						
	FY 2012	FY 2013	FY 2014	FY 2015	FY 2016	FY 2017
Target	100	100	100	100	100	100
Actual	100	100	100	100		

Percentage of Enforcement Actions Where No Investigation Is Involved, Completed in 160 Days or Less (OR-17)						
	FY 2012	FY 2013	FY 2014	FY 2015	FY 2016	FY 2017
Target	100	100	100	100	100	100
Actual	100	100	100	87*		

*\*Increased sensitivity and early identification of inspection and enforcement cases that are likely to involve complex technical analyses or differing views amongst various program offices. Staff will collaborate to identify challenges in resolving such issues. In FY 2015, three cases missed the metric.*

<b>Percentage of Enforcement Actions Where Investigation Is Involved, Completed in 330 Days or Less (OR-18)</b>						
	FY 2012	FY 2013	FY 2014	FY 2015	FY 2016	FY 2017
Target	100	100	100	100	100	100
Actual	100	100	100	86*		

*\*Increased sensitivity and early identification of inspection and enforcement cases that are likely to involve complex technical analyses or differing views amongst various program offices. Staff will collaborate to identify challenges in resolving such issues. In FY 2015, once case missed the metric.*

<b>Percentage of Investigations That Developed Sufficient Information To Reach a Conclusion Regarding Wrongdoing, Completed in 12 Months or Less*** (OR-19)</b>						
	FY 2012*	FY 2013	FY 2014	FY 2015	FY 2016	FY 2017
Target	80	80	80	80	80	80
Actual	89	61**	84	98		

*\*Target for FY 2012 was 10 months or less and for FY 2013 and FY 2014, it was 9 months or less.  
 \*\*The metric was challenged because of several high profile cases, workload of agents, and large turnover of staff working on these cases.  
 \*\*\*The increase of time from 9 to 12 months is a reflection of implementing added quality assurance checks during an investigation and to ensure that due professional care is used in conducting investigations and preparing related reports, as outlined in the Council of Inspectors General on Integrity and Efficiency Quality Standards for Investigations. Additionally, the Office of Investigations has implemented a more robust mentoring program with specialized training and development strategies because of high turnover through mandatory retirements of over 50% of Special Agents and Special Agents in Charge during FY 2013, FY 2014, and FY 2015.*

<b>Percentage of Investigations in Time To Initiate Civil and/or Criminal Enforcement Action (OR-20)</b>						
	FY 2012	FY 2013	FY 2014	FY 2015	FY 2016	FY 2017
Target	100	100	100	100	100	100
Actual	100	100	100	100		

**RULEMAKING**

<b>Percentage of Proposed Final Rules Completed in Accordance with Schedules Approved by the Commission (OR-21)</b>						
	FY 2012	FY 2013	FY 2014	FY 2015	FY 2016	FY 2017
Target	New indicator in FY 2016				80	80
Actual						

**RESEARCH**

<b>Percentage of Major Milestones for Critical Research Programs Completed on or Before Their Due Date* (OR-22)</b>						
	FY 2012	FY 2013	FY 2014	FY 2015	FY 2016	FY 2017
Target	90	90	90	90	90	90
Actual	100	100	100	100		

*\*Critical research programs typically respond to high-priority needs from the Commission and the NRC's licensing organizations. Critical research programs will be the highest priority needs identified at the beginning of each FY.*

## NUCLEAR REACTOR SAFETY

Combined Score on a Scale of 1–5 for the Technical Quality of Agency Research Technical Products* (OR-23)						
	FY 2012	FY 2013	FY 2014	FY 2015	FY 2016	FY 2017
Target	3.5	3.5	3.75	3.75	3.75	3.75
Actual	4.5	4.32	4.42	4.66		

*\*The NRC has developed a process to measure the quality of research products on a 5-point scale, using surveys of end-users to determine the usability and value added to the products. As appropriate, the NRC will develop and add other mechanisms to this process to measure the quality of research products.*

## EVENT RESPONSE

Percentage Assessment of the Agency's Readiness to Respond to a Nuclear or Terrorist Emergency Situation, or Other Events of National Interest* (OR-24)						
	FY 2012	FY 2013	FY 2014	FY 2015	FY 2016	FY 2017
Target	100	100	100	100	100	100
Actual	100	100	100	100		

*\*This performance index provides a single overall performance indicator of the agency's readiness to respond to a nuclear or terrorist emergency situation, or other events of national interest. The index measures several activities within the Incident Response Program that are critical to support the agency's preparedness and response ability.*

## GENERIC HOMELAND SECURITY

Percentage of Team Advisories Issued within 24 hours of Notification (OR-25)						
	FY 2012	FY 2013	FY 2014	FY 2015	FY 2016	FY 2017
Target	New indicator in FY 2016				90	90
Actual						

NEW REACTORS

New Reactors by Product Line (Dollars in Millions)						
Product Line	FY 2016 Enacted		FY 2017 Request		Changes from FY 2016	
	\$M	FTE	\$M	FTE	\$M	FTE
Licensing	76.7	305.1	70.8	294.8	(5.9)	(10.3)
Oversight	28.3	151.6	28.2	151.3	(0.2)	(0.3)
Rulemaking	1.8	9.7	1.6	8.9	(0.3)	(0.8)
Research	7.2	14.9	11.0	20.4	3.7	5.4
International Activities	1.8	9.7	1.8	9.5	0.0	(0.2)
<b>Subtotal</b>	<b>\$115.9</b>	<b>491.0</b>	<b>\$113.2</b>	<b>485.0</b>	<b>\$(2.7)</b>	<b>(6.0)</b>
Corporate Support	55.4	131.9	56.6	129.6	1.3	(2.3)
<b>Total</b>	<b>\$171.3</b>	<b>622.9</b>	<b>\$169.9</b>	<b>614.6</b>	<b>\$(1.4)</b>	<b>(8.3)</b>

\$M includes FTE costs as well as contract support and travel. Numbers may not add due to rounding.

The New Reactors Business Line is responsible for the regulatory activities associated with siting, licensing, and overseeing construction of new nuclear power reactors. The NRC reviews new nuclear power reactor design certification (DC), combined license (COL), and early site permit (ESP) applications, consistent with 10 CFR Part 52, “Licenses, Certifications, and Approvals for Nuclear Power Plants,” and industry’s projected plans and schedules. The NRC also reviews new nuclear power reactor construction permit and operating license applications, consistent with 10 CFR Part 50, “Domestic Licensing of Production and Utilization Facilities.” The new reactors activities ensure that new civilian nuclear power reactor facilities are developed in a manner that protects the health and safety of the public and the environment and provides a high assurance of security.

The NRC has streamlined the application process for new reactors under 10 CFR Part 52. By issuing a COL, the NRC authorizes the licensee to construct and, with specified conditions, operate a nuclear power plant at a specific site. The application process regulated under 10 CFR Part 50—which was implemented for all currently operating reactors—involves separate applications for the issuance of construction permits and operating licenses.

The NRC continues to perform technical reviews of large, light-water reactors (LLWRs) and provides oversight of construction activities. These activities include conducting inspections of plants under construction and of component suppliers. In addition, the NRC expects to begin reviewing small modular reactor (SMR) applications. The NRC continues to interact with vendors regarding prospective advanced reactor applications.

CHANGES FROM FY 2016 ENACTED BUDGET

In FY 2017, resources decrease because of the projected completion of the review of the following three COL applications for LLWRs: Lee, Levy, and South Texas Project. Resources continue to decrease for the Bell Bend COL application review (U.S. Evolutionary Power Reactor [EPR] design), as the safety review is still on hold due to applicant resource constraints,

## NUCLEAR REACTOR SAFETY

---

and the application for the Calvert Cliffs COL (U.S. EPR design) has been withdrawn by the applicant. FY 2017 resources will support ongoing reviews of the Advanced Power Reactor (APR)-1400 and US-Advanced Pressurized-Water Reactor (APWR) DC applications, as well as the start of the NuScale SMR DC application review. Resources will also support the ongoing review of the Tennessee Valley Authority (TVA) Clinch River SMR ESP application and activities related to the development of regulatory infrastructure for advanced nuclear technologies. Resources also decrease because of the anticipated completion of several activities associated with LLWR and SMR reviews, such as the adaptive automation long-term research project and the majority of the work for effluent modeling for SMRs, the control room habitability analysis computer code update, and the majority of the thermal-hydraulics and severe accident model development for the APR-1400 LLWR and one SMR design.

### MAJOR ACTIVITIES

The major activities within the New Reactors Business Line include the following:

- Continue ongoing review of three COL applications (North Anna, Turkey Point, and Bell Bend), funded at a rate commensurate with applicant requests.
- Continue ongoing review of two DC applications (US-APWR and APR-1400) and begin the review of one SMR DC application (NuScale).
- Continue ongoing review of one DC renewal application (GE-Hitachi Advanced Boiling-Water Reactor [ABWR]) and begin the review of a second DC renewal application (Toshiba ABWR).
- Continue ongoing review of one SMR ESP application (TVA Clinch River) and begin the review of one LLWR ESP application (Blue Castle).
- Accelerate research and development activities to prepare for effective and efficient reviews of advanced reactor technologies. This would include licensing infrastructure revisions, technical preparation, and outreach to stakeholders.
- Review license amendments for post-COL activities. The NRC anticipates that a significant percentage of amendments will be for important or significant design changes associated with resolving first-of-a-kind construction issues.
- Perform construction inspection activities at the four reactors under construction (Vogtle Electric Generating Plants, Units 3 and 4, and Virgil C. Summer, Units 2 and 3).
- Conduct inspections of vendors supplying products and services for new reactors and support the continued implementation of a formal agencywide program to monitor and evaluate counterfeit, fraudulent, and suspect items.
- Continue to support the 10 CFR Part 50 rulemaking to amend financial qualification requirements for reactor licensing to reduce the regulatory burdens for merchant plant applicants.
- Provide research support for LLWR and SMR DC reviews and analysis, including the development of new reactor plant risk models, seismic and structural engineering reviews, independent assessment of flooding hazards, independent assessment of thermal-hydraulics system responses and severe accidents, digital instrumentation and control capabilities, revised dose coefficients to align the NRC's dose methodology with the International Commission on Radiological Protection, and control room habitability. Resources also support the development of guidance for human factors reviews, the technical basis for materials performance and component integrity issues, and efforts to maintain existing codes and models.



- Provide international support for the continued participation in the Multinational Design Evaluation Program, which will continue international exchanges of licensing and construction inspection activities that will potentially enhance safety at U.S. sites.
- Continue to implement strategic bilateral cooperation with countries on the regulatory oversight of construction of AP1000 reactors. The program also supports International Atomic Energy Agency activities related to generic SMR issues and Nuclear Energy Agency activities related to advanced reactor designs.

**OTHER INDICATORS**

**LICENSING**

<b>Review ESP Applications on the Schedules Negotiated with the Applicants (NR-01)</b>						
	FY 2012	FY 2013	FY 2014	FY 2015	FY 2016	FY 2017
Target	Review Victoria and PSEG applications.*	Continue Victoria and PSEG reviews. Begin review of Blue Castle and Callaway applications.***	Continue Victoria and PSEG reviews.	Continue PSEG ESP application review and begin reviewing Blue Castle ESP application.***	Discontinued**	
Actual	Continued review of the PSEG ESP application. The Victoria County ESP application was withdrawn in August 2012.	Continued review of the PSEG ESP application. The Victoria County ESP application was withdrawn in August 2012.	Completed review of the PSEG ESP application. The Victoria County ESP application was withdrawn in August 2012.	All scheduled milestones completed.		
<p>*Change in previously reported FY 2012 caused by resource planning changes.</p> <p>**Indicator replaced with "Percentage of early site permit review interim milestones completed on time" to provide an improved indication of accomplishment.</p> <p>***The Blue Castle ESP applicant is experiencing delays in its development of an ESP application and currently plans to submit its application during FY 2017. The applicant for Callaway COL application requested to withdraw its application in August 2015 and currently has no plans to develop an ESP application for the Callaway site.</p>						

<b>Percentage of Early Site Permit Review Interim Milestones Completed on Time (NR-02)</b>						
	FY 2012	FY 2013	FY 2014	FY 2015	FY 2016	FY 2017
Target	New indicator in FY 2016				85	85
Actual						

## NUCLEAR REACTOR SAFETY

Review DC Applications on the Schedules Negotiated with the Applicants (NR-03)						
	FY 2012	FY 2013	FY 2014	FY 2015	FY 2016	FY 2017
Target	Complete rulemaking activities for AP1000 amendment and ESBWR and ABWR AIA amendment. Complete review of U.S. EPR design. Begin rulemaking activities for the U.S. EPR and the US-APWR.*	Begin review of KEPCO DC. Complete milestones necessary to support one ABWR DC renewal. Complete rulemaking for the EPR and the US-APWR.*	Continue review of US-APWR, KEPCO, and one ABWR DC renewal. Begin milestones necessary to support the second ABWR DC renewal. Complete review of the U.S. EPR design and rulemaking. Continue rulemaking activities for the US-APWR.	Complete reviews of U.S. EPR and US-APWR DC applications. Continue review of one ABWR DC renewal application. Begin review of second ABWR DC renewal application.		
Actual	Completed AP1000 DC amendment and the ABWR amendment.	Continued the ESBWR, U.S. EPR, and US-APWR DC application reviews.	Completed review of the DC application for the ESBWR design. Continued review of DC application for U.S. EPR design and (US-APWR) design. KEPCO DC application not accepted for review.	All scheduled milestones completed.	Discontinued**	
<p>*Change to previously reported FY 2012 and FY 2013 target is because of applicant's inability to provide complete and timely submittals to allow the staff to complete safety reviews on the previously agreed-upon schedules, which has led to the need to revise completion dates associated with the ESBWR, U.S. EPR, and US-APWR.</p> <p>**Indicator replaced with "Percentage of design certification review interim milestones completed on time" to provide an improved indication of accomplishment.</p>						

<b>Percentage of Design Certification Review Interim Milestones Completed on Time (NR-04)</b>						
	FY 2012	FY 2013	FY 2014	FY 2015	FY 2016	FY 2017
Target	New indicator in FY 2016				85	85
Actual						

<b>Review COL Applications on the Schedules Negotiated with the Applicants (NR-05)</b>						
	FY 2012	FY 2013	FY 2014	FY 2015	FY 2016	FY 2017
Target	Complete milestones associated with conducting 10* continuing COL application reviews.	Complete milestones associated with conducting 10 continuing COL application reviews.	Complete milestones associated with conducting 10 continuing COL application reviews.	Complete milestones associated with conducting 10 continuing COL applications.	Discontinued**	
Actual	Completed milestones associated with 10 active COL application reviews.	Continued 10 active COL application reviews. The Harris COL review was suspended at the applicant's request on May 2, 2013.	Completed milestones associated with conducting 9 continuing COL application reviews. Bell Bend COL review suspended at applicant's request in March 2014.	Completed milestones for 5 out of 6 COL applications.		

*\*Change to previously reported FY 2012 target because of resource planning changes. Excludes Watts Bar 2, Bellefonte 1, and Clinch-River.*

*\*\*Indicator replaced with "Percentage of COL applications for which milestones reviews of new 9 COLs are completed" to provide an improved indication of accomplishment.*

<b>Percentage of Milestones for COL Application Reviews Completed in Accordance with the Schedules Agreed Upon with the Applicants (NR-06)</b>						
	FY 2012	FY 2013	FY 2014	FY 2015	FY 2016	FY 2017
Target	New indicator in FY 2016				85	85
Actual						

## NUCLEAR REACTOR SAFETY

Review Small Modular Reactor DC Applications on the Schedules Negotiated with the Applicants (NR-07)						
	FY 2012	FY 2013	FY 2014	FY 2015	FY 2016	FY 2017
Target	New indicator in FY 2013.	Complete milestones necessary to support the review of two SMR DC applications.	Complete milestones necessary to support the review of two SMR DC Applications.	Complete milestones necessary to support the review of two SMR DC Applications.	Discontinued*	
Actual		Completed draft design-specific review standard (DSRS), working towards final documentation to support the mPower DC review. Began work on the draft NuScale DSRS, which will support its DC.	Completed draft or final sections of DSRS for both the mPower design and NuScale design.	No milestones established in FY 2015.		
*Indicator replaced with "Percentage of small modular reactor design certification review interim milestones completed on time" to provide an improved indication of accomplishment.						

Percentage of Interim Milestones for SMR DC Reviews That Are Completed in Accordance with the Schedules Agreed upon with the Applicants (NR-08)						
	FY 2012	FY 2013	FY 2014	FY 2015	FY 2016	FY 2017
Target	New indicator in FY 2016				85	85
Actual						

<b>Identify and Resolve Policy and Key Technical Issues Facing the Review of SMR Applications; Implement Resolutions through Rule Changes or Guidance Development (NR-09)</b>						
	<b>FY 2012</b>	<b>FY 2013</b>	<b>FY 2014</b>	<b>FY 2015</b>	<b>FY 2016</b>	<b>FY 2017</b>
<b>Target</b>	New indicator in FY 2013	Complete 90% of milestones necessary to support the resolution of policy and key technical issues. In addition, complete 90% of milestones necessary to support implementation of solutions.	Complete 100% of milestones necessary to support the resolution of policy and key technical issues. In addition, complete milestones necessary to support implementation of resolutions.	Complete 100% of milestones necessary to support the resolution of policy and key technical issues. In addition, complete milestones necessary to support implementation of resolutions.	Complete 100% of milestones necessary to support the resolution of policy and key technical issues. In addition, complete milestones necessary to support implementation of resolutions.	Complete 100% of milestones necessary to support the resolution of policy and key technical issues. In addition, complete milestones necessary to support implementation of resolutions.
<b>Actual</b>		Policy and technical issues were identified for the review of SMRs. The NRC developed a plan to address 48 technical issues by revising Standard Review Plan (SRP) sections or to create interim staff guidance. Fifty technical issues were completed, achieving 104%.	All milestones completed, as appropriate.	All milestones completed, as appropriate.		

## NUCLEAR REACTOR SAFETY

Review SMR Preapplication Submittals on the Schedules Agreed upon with the Applicants (NR-10)						
	FY 2012	FY 2013	FY 2014	FY 2015	FY 2016	FY 2017
Target	New indicator in FY 2013.	Begin preapplication interactions with prospective DC applicants.	Complete milestones necessary to support preapplication activities for two DC applications.	Complete milestones necessary to support preapplication activities for two DC applications.	Discontinued*	
Actual		Continued preapplication activities with applicants.	Held preapplication meetings with SMR vendors to discuss technical topics associated with these designs. Conducted reviews of both technical and topical reports submitted by SMR vendors.	All milestones completed as appropriate.		

*\*Indicator replaced with "Percentage of SMR preapplication review interim milestones completed on time for two DC applications" to provide an improved indication of accomplishment.*

Percentage of SMR Preapplication Review Interim Milestones Completed in Accordance with the Schedule Agreed upon with the Applicants for Two DC Applications (NR-11)						
	FY 2012	FY 2013	FY 2014	FY 2015	FY 2016	FY 2017
Target	New indicator in FY 2016				85	85
Actual						

<b>Review SMR COL and Construction Permit Applications on the Schedules Negotiated with the Applicants (NR-12)</b>						
	FY 2012	FY 2013	FY 2014	FY 2015	FY 2016	FY 2017
Target	New indicator in FY 2013	Complete milestones necessary to support the review of the TVA construction permit application.	Complete milestones necessary to support the review of the TVA construction permit application.	Complete milestones necessary to support the review of the TVA construction permit application.	Discontinued*	
Actual		No applications were submitted; thus, the NRC did not develop any interim schedule milestones.	All milestones completed as appropriate.	All milestones completed as appropriate.		

*\*Indicator replaced with "Percentage of SMR COL and construction permit applications review interim milestones completed on time" to provide an improved indication of accomplishment.*

<b>Percentage of Interim Milestones for SMR COL and Construction Permit Application Reviews Completed in Accordance with the Schedule Agreed upon with the Applicants (NR-13)</b>						
	FY 2012	FY 2013	FY 2014	FY 2015	FY 2016	FY 2017
Target	New indicator in FY 2016				85	85
Actual						

<b>Percentage of License Amendment Reviews Completed on the Schedules Agreed upon with the Licensee (within NRC's control) (NR-14)</b>						
	FY 2012	FY 2013	FY 2014	FY 2015	FY 2016	FY 2017
Target	New indicator in FY 2016				85	85
Actual						

**OVERSIGHT**

<b>Number of Domestic and International Vendor Inspections Completed (NR-15)</b>						
	FY 2012	FY 2013	FY 2014	FY 2015	FY 2016	FY 2017
Target	15	15	30	30	30	35
Actual	27	35	36	39		

**RULEMAKING**

<b>Percentage of Proposed Final Rules Completed in Accordance with the Schedule Approved by the Commission (NR-16)</b>						
	FY 2012	FY 2013	FY 2014	FY 2015	FY 2016	FY 2017
Target	New indicator in FY 2016				80	80
Actual						

## NUCLEAR REACTOR SAFETY

### RESEARCH

Timeliness of Completing Actions on Critical Research Program* (NR-17)						
	FY 2012	FY 2013	FY 2014	FY 2015	FY 2016	FY 2017
Target	New indicator in FY 2015			90% of major milestones met on or before their due date	90% of major milestones met on or before their due date	90% of major milestones met on or before their due date
Actual				N/A**		
<p><i>*Critical research programs typically respond to high- priority needs from the Commission and the NRC's licensing organizations. Critical research programs will be the highest priority needs identified at the beginning of each FY.</i></p> <p><i>**No critical research program actions completed in FY 2015.</i></p>						

Acceptable Technical Quality of Agency Research Technical Products* (NR-18)						
	FY 2012	FY 2013	FY 2014	FY 2015	FY 2016	FY 2017
Target	New indicator in FY 2015			3.75	3.75	3.75
Actual				N/A**		
<p><i>*The NRC has developed a process to measure the quality of research products on a 5-point scale, using surveys of end-users to determine the usability and value added to the products. As appropriate, the NRC will develop and add other mechanisms to this process to measure the quality of research products.</i></p> <p><i>**No technical quality surveys requested in FY 2015.</i></p>						



**NUCLEAR MATERIALS AND WASTE SAFETY**

<b>Nuclear Materials and Waste Safety</b> (Dollars in Millions)						
<b>Business Line</b>	<b>FY 2016 Enacted</b>		<b>FY 2017 Request</b>		<b>Changes from FY 2016</b>	
	<b>\$ M</b>	<b>FTE</b>	<b>\$ M</b>	<b>FTE</b>	<b>\$ M</b>	<b>FTE</b>
Fuel Facilities	44.3	172.5	41.5	157.1	(2.9)	(15.4)
Nuclear Materials Users	91.6	310.8	92.5	307.9	0.9	(2.9)
Spent Fuel Storage and Transportation	36.1	135.7	37.2	129.3	1.1	(6.5)
Decommissioning and Low-Level Waste	42.5	152.9	41.6	149.5	(1.0)	(3.3)
<b>Total</b>	<b>\$214.6</b>	<b>771.9</b>	<b>\$212.8</b>	<b>743.8</b>	<b>\$(1.8)</b>	<b>(28.1)</b>

\$M includes FTE costs as well as contract support and travel. Numbers may not add due to rounding.

The Nuclear Materials and Waste Safety Program reflects the U.S. Nuclear Regulatory Commission’s (NRC’s) effort to license, regulate, and oversee nuclear materials in a manner that adequately protects the public health and safety and the environment. This program provides assurance of physical security of the most risk-significant<sup>7</sup> materials and waste and protection against radiological sabotage, theft, or diversion of nuclear materials. Through this program, the NRC regulates uranium processing and fuel facilities; research and pilot facilities; nuclear materials users (medical, industrial, research, and academic); and spent fuel storage; spent fuel and material transportation packaging, decontamination and decommissioning of facilities, and low-level and high-level radioactive waste. The program contributes to the NRC’s Safety and Security strategic goals through the activities of the Fuel Facilities, Nuclear Materials Users, and Spent Fuel Storage and Transportation and Decommissioning and Low-Level Waste (LLW) Business Lines.

Overall resources requested in the fiscal year (FY) 2017 budget for the Nuclear Materials and Waste Safety Program are \$212.8 million, including 743.8 full-time equivalents (FTE). This funding level represents an overall funding decrease of \$1.8 million, including a decrease of 28.1 FTE, when compared with the FY 2016 Enacted budget.

<sup>7</sup> “Risk-significant” is defined as any unrecovered, lost, or abandoned sources that exceed the values listed in Appendix P, “Category 1 and 2 Radioactive Materials,” to Title 10 of *the Code of Federal Regulations* Part 110, “Export and Import of Nuclear Equipment and Material.”



**FUEL FACILITIES**

<b>Fuel Facilities by Product Line</b> (Dollars in Millions)						
Product Line	FY 2016 Enacted		FY 2017 Request		Changes from FY 2016	
	\$M	FTE	\$M	FTE	\$M	FTE
Licensing	9.1	45.5	9.2	44.6	0.2	(0.9)
Oversight	11.7	59.3	10.8	53.4	(0.9)	(5.9)
Rulemaking	2.6	13.3	1.6	8.6	(1.0)	(4.7)
Research	0.1	0.5	0.0	0.0	(0.1)	(0.5)
International Activities	1.8	9.7	1.8	9.9	0.1	0.2
Generic Homeland Security	3.2	4.8	3.0	5.0	(0.2)	0.2
Event Response	0.6	2.9	0.5	2.5	(0.1)	(0.4)
<b>Subtotal</b>	<b>\$29.0</b>	<b>136.0</b>	<b>\$27.0</b>	<b>124.0</b>	<b>\$(2.0)</b>	<b>(12.0)</b>
Corporate Support	15.3	36.5	14.5	33.1	(0.9)	(3.4)
<b>Total</b>	<b>\$44.3</b>	<b>172.5</b>	<b>\$41.5</b>	<b>157.1</b>	<b>\$(2.9)</b>	<b>(15.4)</b>

\$M includes FTE costs as well as contract support and travel. Numbers may not add due to rounding.

The Fuel Facilities Business Line activities ensure that fuel cycle facilities are licensed and operated in a manner that adequately protects the health and safety of the public and the environment and promotes the common defense and security. Once uranium ore has been mined and milled (extraction of uranium from the ore), it moves on to conversion, enrichment, and fuel fabrication facilities. Conversion of the uranium changes it into a form suitable for enrichment. The enrichment process converts the uranium to a level and type suitable for nuclear fuel used to make fuel assemblies for nuclear reactors.

The NRC licenses, oversees, and regulates fuel cycle facilities—such as conversion, enrichment, and fuel fabrication facilities—as well as research and pilot facilities. The Fuel Facilities Business Line also provides licensing and oversight support for a number of additional licensees that possess greater-than-critical-mass quantities of special nuclear material (SNM), such as universities and research and test facilities.

The NRC will continue to evaluate routine license amendments to support changes in the plans for construction of approved facilities and in the operation of existing licensed facilities. Licensed fuel facilities possess SNM, such as plutonium and enriched uranium. These SNM licensees verify and document their inventories and material transfers in the Nuclear Material Management and Safeguard System database. The Fuel Facilities Business Line activities also include the Nuclear Materials Information Program and the interagency agreement with the U.S. Department of Energy (DOE) for certification and accreditation of classified computer systems at enrichment facilities. Other activities include environmental, safety, security, safeguards, and emergency preparedness, licensing reviews; legal advice and representation; adjudicatory hearing-related activities; independent review and advice; inspection oversight;

## **NUCLEAR MATERIALS AND WASTE SAFETY**

---

allegations and enforcement activities; rulemaking; international cooperation and assistance; International Atomic Energy Agency missions; export and import licensing; and treaties, agreements, and conventions.

### **CHANGES FROM FY 2016 ENACTED BUDGET**

In FY 2017, resources decrease primarily because of a declining workload in the Fuel Facilities Oversight Program; a reduction in Revised Fuel Cycle Oversight Process activities; the completion of the post-Fukushima Near-Term Task Force actions for fuel facilities (e.g., Generic Letter on Natural Phenomena Hazards); a slowdown in the rulemaking on Title 10 of the *Code of Federal Regulations* (10 CFR) Part 73, “Physical Protection of Plants and Materials,” and 10 CFR Part 26, “Fitness for Duty Programs”; the completion of rulemakings in previous years (e.g., 10 CFR Part 74, “Material Control and Accounting of Special Nuclear Material”); and reductions or delays in licensing submittals (e.g., Paducah Laser Enrichment Facility).

### **MAJOR ACTIVITIES**

The major activities within the Fuel Facilities Business Line include the following:

- Conduct licensing actions and inspection oversight for 13 conversion, enrichment, and fabrication facilities and one deconversion facility in the United States.
- Support regulation of 14 smaller licensees, such as universities, test and research facilities under 10 CFR Part 70, “Domestic Licensing of Special Nuclear Material.”
- Conduct rulemakings in security-related areas, including enhanced security at fuel cycle facilities and cybersecurity.
- Implement international treaty obligations in accordance with the Treaty on the Non-Proliferation of Nuclear Weapons, the U.S. International Atomic Energy Agency Safeguards Agreement, and the U.S. additional protocol for all NRC licensees.
- Conduct inspections, force-on-force, and readiness reviews.
- Perform activities that support the NRC’s work with international counterparts, including obligation tracking reviews, approvals, and treaty compliance activities; import/export license application reviews; DOE 10 CFR Part 810, “Assistance to Foreign Atomic Energy Activities,” import/export of technology and equipment reviews; and bilateral visits regarding physical protection with other countries possessing or obtaining SNM of U.S. origin.
- Support the Nuclear Material Management and Safeguard System database, the Nuclear Materials Information Program, and a contract with the U.S. Department of the Army to monitor the domestic transport of classified technology.

**OTHER INDICATORS**

**LICENSING**

<b>Percentage of "Complex" Fuel Cycle Licensing Actions Completed on a Timely Basis in 1.5 Years or Less from the Date of Acceptance, Excluding Request for Additional Information with an Assumption of 30-Day Response to a Request for Additional Information (FF-01)</b>						
	FY 2012	FY 2013	FY 2014	FY 2015	FY 2016	FY 2017
Target	100	100	100	Discontinued ***		
Actual	96*	93**	100			
<p><i>*The late licensing action resulted from the management decision to focus on higher priority licensing work, the complex nature of the safety and environmental reviews, extensive stakeholder interactions, and changes in the depth and detail of the safety evaluation report. The staff developed and implemented lessons learned to improve the process for license renewal reviews and other significant licensing actions.</i></p> <p><i>**For FY 2013, five complex licensing actions missed the timeliness metric. One complex licensing action (Babcock &amp; Wilcox Nuclear Operations Group license amendment) was completed in the first quarter and four others (Honeywell Pond closure request and license renewals for National Institute of Standards and Technology, Purdue University, and Rensselaer Polytechnic Institute) were completed in the fourth quarter.</i></p> <p><i>***Indicator discontinued in FY 2015 and replaced with the new indicator "Complete Fuel Cycle and Safety Safeguards Licensing Reviews within Timeliness Goals" (below) to be more consistent with licensing metrics reported in the Spent Fuel Storage and Transportation, Material Users, and Operating Reactors business lines.</i></p>						

<b>Percentage of Fuel Cycle Licensing Reviews Completed in 150 Days or Less (FF-04)</b>						
	FY 2012	FY 2013	FY 2014	FY 2015	FY 2016	FY 2017
Target	New indicator in FY 2015			80	80	80
Actual				77*		
<p><i>*Eleven licensing actions exceeded the 150-day performance metric, because of challenging licensing issues requiring significant effort to complete. Mitigation strategies include sharing lessons learned, evaluating the licensing tracking process to determine if changes are needed, and increasing management oversight.</i></p>						

<b>Percentage of Fuel Cycle Licensing Reviews Completed in 1.5 Years or Less (FF-05)</b>						
	FY 2012	FY 2013	FY 2014	FY 2015	FY 2016	FY 2017
Target	New indicator in FY 2015			100	100	100
Actual				98*		
<p><i>*One licensing action exceeded the 1.5-year metric because the licensee significantly expanded the scope of the original review after the licensing application was accepted. Mitigation strategies include reviewing the Licensing Handbook to determine if guidance is sufficient and updating it, if necessary; sharing lessons learned; and informing licensees that due dates are extended due to significant changes in scope of the originally requested licensing action.</i></p>						

**OVERSIGHT**

<b>Percentage of Technical Allegation Reviews Completed in 150 Days or Less (FF-06)</b>						
	FY 2012	FY 2013	FY 2014	FY 2015	FY 2016	FY 2017
Target	90	90	90	90	90	90
Actual	94	100	95	100		

## NUCLEAR MATERIALS AND WASTE SAFETY

Percentage of Technical Allegation Reviews Completed in 180 Days or Less (FF-07)						
	FY 2012	FY 2013	FY 2014	FY 2015	FY 2016	FY 2017
Target	95	95	95	95	95	95
Actual	97	100	97	100		

Percentage of Technical Allegation Reviews Completed in 360 Days or Less (FF-08)						
	FY 2012	FY 2013	FY 2014	FY 2015	FY 2016	FY 2017
Target	100	100	100	100	100	100
Actual	97*	100	97**	100		

\*Allegations referred to Office of Enforcement (OE) by the Office of the Inspector General (OIG) were misplaced by OE in mid-October 2010, resulting in extensive delay (13+ months) in allegation processing. In January 2012, the package from OIG was found and reassigned to Region II. Region II allegations were closed in February 2012. After discovery, the OE Allegation Program staff discussed the occurrence with OIG, RII, and the agency's Office Allegation Coordinators. The OE Director prepared a memo to all OE staff reminding them of the event, of their responsibilities, and of the actions required to prevent recurrence.

\*\*One allegation was open for 395 days; therefore, the business line did not comply with the allegation timeliness metric of closing 100 percent of all allegations in 360 days. The staff believes the delay could have been avoided with better administrative control and tracking. The NRC is developing a process to prevent recurrence.

Percentage of Operating Fuel Facilities for which the Core Inspection Program Was Completed as Planned During the Most Recently Ended Inspection Cycle (FF-09)						
	FY 2012	FY 2013	FY 2014	FY 2015	FY 2016	FY 2017
Target	New indicator in FY 2013	100	100	100	100	100
Actual		100	100	100		

## EVENT RESPONSE

Percentage Assessment of the Agency's Readiness to Respond to a Nuclear or Terrorist Emergency Situation, or Other Events of National Interest* (FF-10)						
	FY 2012	FY 2013	FY 2014	FY 2015	FY 2016	FY 2017
Target	New indicator in FY 2015			100	100	100
Actual				100		

\*This performance index provides a single overall performance indicator of the agency's readiness to respond to a nuclear or terrorist emergency situation, or other event of national interest. The index measures several activities within the Incident Response Program that are critical to support the agency's preparedness and response ability.

## GENERIC HOMELAND SECURITY

Percentage of Team Advisories Issued within 24 Hours of Notification (FF-11)						
	FY 2012	FY 2013	FY 2014	FY 2015	FY 2016	FY 2017
Target	New indicator in FY 2016				90	90
Actual						

**NUCLEAR MATERIALS USERS**

<b>Nuclear Materials Users by Product Line</b>						
<b>(Dollars in Millions)</b>						
<b>Product Line</b>	<b>FY 2016 Enacted</b>		<b>FY 2017 Request</b>		<b>Changes from FY 2016</b>	
	<b>\$M</b>	<b>FTE</b>	<b>\$M</b>	<b>FTE</b>	<b>\$M</b>	<b>FTE</b>
Licensing	12.2	61.1	12.9	61.6	0.7	0.5
Oversight	16.9	81.0	17.8	80.3	0.9	(0.7)
Rulemaking	0.7	3.9	2.0	10.2	1.2	6.4
Research	0.9	2.4	0.2	1.2	(0.7)	(1.2)
International Activities	12.1	28.3	10.0	24.5	(2.1)	(3.8)
Generic Homeland Security	12.4	22.7	12.0	19.1	(0.4)	(3.6)
Event Response	0.8	4.4	0.9	4.7	0.1	0.4
State, Tribal and Federal Programs	7.9	41.2	8.3	41.3	0.4	0.2
<b>Subtotal</b>	<b>\$64.0</b>	<b>245.0</b>	<b>\$64.2</b>	<b>243.0</b>	<b>\$0.2</b>	<b>(2.0)</b>
Corporate Support	27.6	65.8	28.4	64.9	0.7	(0.9)
<b>Total</b>	<b>\$91.6</b>	<b>310.8</b>	<b>\$92.5</b>	<b>307.9</b>	<b>\$0.9</b>	<b>(2.9)</b>

\$M includes FTE costs as well as contract support and travel. Numbers may not add due to rounding.

The Nuclear Materials Users Business Line activities support the licensing, inspection, event evaluation, research, incident response, allegations review, enforcement, import/export authorizations, rulemaking activities, and major information technology systems to maintain the regulatory safety and security infrastructure needed to process and handle nuclear materials.

At present, there are 37 Agreement States for which the NRC has programmatic oversight responsibility to periodically review actions to ensure adequacy and compatibility.

The Nuclear Materials Users Business Line security activities include the implementation and operation of a national registry to improve control of radioactive sources of concern<sup>8</sup> and to prevent their malevolent use. The Integrated Source Management Portfolio has integrated three core systems consisting of the National Source Tracking System, Web-Based Licensing, and the License Verification System. The systems license and track sources and other radioactive materials through one management mechanism. Security activities also include conducting inspections at materials facilities with radioactive materials in quantities of concern, and prelicensing inspections of new materials license applicants.

**CHANGES FROM FY 2016 ENACTED BUDGET**

In FY 2017, resources decrease for the Nuclear Materials Users Business Line. The primary drivers for this change are: reductions in discretionary activities supporting the refinement and

<sup>8</sup> "Radioactive sources of concern" refers to sources with quantities of radioactive material meeting or exceeding the Category 1 and Category 2 activity levels contained in Title 10 of the *Code of Federal Regulations* (10 CFR) Part 37, "Physical Protection of Category 1 and Category 2 Quantities of Radioactive Materials."

## NUCLEAR MATERIALS AND WASTE SAFETY

promotion of the National Source Tracking System, Web-Based Licensing System, License Verification System, and Portfolio Enrollment Module; reduction in information technology support for these systems; and an overall reduction in cooperative international activities. In FY 2016, multiple rulemakings were delayed, resulting in a drop in resources for rulemaking; FY 2017 resources provide for the resumption of these rulemaking activities.

### MAJOR ACTIVITIES

The major activities within the Nuclear Materials Users Business Line include the following:

- Support the completion of approximately 2,000 materials licensing actions (new applications, amendments, renewals, and terminations).
- Complete approximately 900 routine health and safety inspections, as well as reciprocity and reactive inspections, and the registration and follow-up inspection program for certain general licensees.
- Support approved rulemakings, as well as continued liaison work with stakeholders and professional societies to develop new codes and consensus standards and to address petitions for rulemaking submitted to the agency.
- Oversee and support the Agreement States' regulation of approximately 21,000 specific and 150,000 general licenses; conduct nine Integrated Materials Performance Evaluation Program reviews; and review 50 Agreement State incidents and events.
- Implement outreach, information exchanges, consultations, and related activities in support of the Tribal Liaison Program.
- Support security coordination and liaison for homeland security regulatory improvement initiatives, control and tracking of imports and exports of sources, and the development and implementation of the integrated source management portfolio.
- Perform a program review to provide an objective assessment of the 10 CFR Part 37 rule, the clarity of the rule language, and the ability of industry to implement the rule.
- Satisfy international treaty and convention obligations, as well as statutory mandates. This includes but is not limited to serving as the U.S. lead for implementing the Code of Conduct on the Safety and Security of Radioactive Sources and supporting a wide range of cooperative programs to exchange information with established regulatory counterparts bilaterally and multilaterally to mutually enhance the agency's respective programs.
- Support a range of assistance programs and activities to help foreign regulatory counterparts develop or enhance their national regulatory infrastructures and programs and strengthen controls over radioactive sources, consistent with the Code of Conduct. Assistance activities are conducted both bilaterally and multilaterally, primarily through the International Atomic Energy Agency.

### OTHER INDICATORS

#### LICENSING

Percentage of Licensing Application Reviews for New Materials Licenses and License Amendments Completed in 90 Days or Less (NM-01)						
	FY 2012	FY 2013	FY 2014	FY 2015	FY 2016	FY 2017
Target	90	92	92	92	92	92
Actual	97	96	94	95		



## NUCLEAR MATERIALS AND WASTE SAFETY

Percentage of Licensing Application Reviews for New Materials Licenses and License Amendments Completed in 2 Years or Less (NM-02)						
	FY 2012	FY 2013	FY 2014	FY 2015	FY 2016	FY 2017
Target	100	100	100	100	100	100
Actual	100	100	100	100		

Percentage of Licensing Application Reviews for Materials License Renewals and Sealed Source and Devices Completed in 180 Days or Less (NM-03)						
	FY 2012	FY 2013	FY 2014	FY 2015	FY 2016	FY 2017
Target	92	92	92	92	92	92
Actual	98	97	93	94		

Percentage of Licensing Application Reviews for Materials License Renewals and Sealed Source and Devices Completed in 2 Years or Less (NM-04)						
	FY 2012	FY 2013	FY 2014	FY 2015	FY 2016	FY 2017
Target	100	100	100	100	100	100
Actual	100	100	100	100		

### OVERSIGHT

Percentage of Safety Inspections of Materials Licensees Completed on Time (NM-05)						
	FY 2012	FY 2013	FY 2014	FY 2015	FY 2016	FY 2017
Target	98	98	98	98	98	98
Actual	99	99	100	99		

Percentage of Technical Allegation Reviews Completed in 150 Days or Less (NM-06)						
	FY 2012	FY 2013	FY 2014	FY 2015	FY 2016	FY 2017
Target	90	90	90	90	90	90
Actual	93	93	97	96		

Percentage of Technical Allegation Reviews Completed in 180 Days or Less (NM-07)						
	FY 2012	FY 2013	FY 2014	FY 2015	FY 2016	FY 2017
Target	95	95	95	95	95	95
Actual	98	97	97	100		

Percentage of Technical Allegation Reviews Completed in 360 Days or Less* (NM-08)						
	FY 2012	FY 2013	FY 2014	FY 2015	FY 2016	FY 2017
Target	100	100	100	100	100	100
Actual	100	100	100	100		

\*FY 2015 Congressional Budget Justification erroneously lists FY 2012 through FY 2015 targets as 330 days.

Percentage of Enforcement Actions Where No Investigation Is Involved, Completed in 160 Days or Less (NM-09)						
	FY 2012	FY 2013	FY 2014	FY 2015	FY 2016	FY 2017
Target	100	100	100	100	100	100
Actual	100	100	100	100		

## NUCLEAR MATERIALS AND WASTE SAFETY

Percentage of Enforcement Actions Where an Investigation Is Involved, Completed in 330 Days or Less (NM-10)						
	FY 2012	FY 2013	FY 2014	FY 2015	FY 2016	FY 2017
Target	100	100	100	100	100	100
Actual	100	100	100	100		

Percentage of Investigations That Developed Sufficient Information To Reach a Conclusion Regarding Wrongdoing Completed within 12 Months or Less* (NM-11)						
	FY 2012	FY 2013	FY 2014	FY 2015	FY 2016	FY 2017
Target	85	85	85	85	85	85
Actual	89	59**	90	95		

\*The Office of Investigations has implemented long-term strategies to ensure all investigations are timely, thorough, of high quality, and conducted in accordance with professional investigative standards and guidelines. Due to the success of the actions taken in FY 2013, the business line met this metric in FY 2014. The FY 2016 Performance Budget erroneously listed this for FY 2014.

\*\*Targets for FY 2012 were 10 months or less and for FY 2013 and FY 2014, the target was 9 months or less. The increase of time from 9 to 12 months is a reflection of implementing added quality assurance checks during an investigation and ensuring that due professional care is used in conducting investigations and preparing related reports, as outlined in the Council of Inspectors General on Integrity and Efficiency Quality Standards for Investigations. Additionally, the Office of Investigations has implemented a more robust mentoring program with specialized training and development strategies, because of high turnover through mandatory retirements of over 50% of Special Agents and Special Agents in Charge.

Percentage of Investigations Completed in Time To Initiate Civil Enforcement and/or Criminal Prosecution Action (NM-12)						
	FY 2012	FY 2013	FY 2014	FY 2015	FY 2016	FY 2017
Target	100	100	100	100	100	100
Actual	100	100	100	100		

## RULEMAKING

Percentage of Proposed Final Rules Completed in Accordance with Schedules Approved by the Commission (NM-14)						
	FY 2012	FY 2013	FY 2014	FY 2015	FY 2016	FY 2017
Target	New indicator in FY 2016				Discontinued*	Discontinued*
Actual						

\*Indicator discontinued due the small number of anticipated rulemakings, reducing the value of this metric.

## RESEARCH

Percentage of Major Milestones for Critical Research Programs Completed on or Before Their Due Date* (NM-15)						
	FY 2012	FY 2013	FY 2014	FY 2015	FY 2016	FY 2017
Target	90	90	90	90	90	90
Actual	N/A**	N/A**	100	N/A**		

\*Critical research programs typically respond to high-priority needs from the Commission and the NRC's licensing organizations. Critical research programs regarding the highest priority needs are identified at the beginning of the FY.

\*\*There were no critical milestones associated with the research activities conducted in this business line in FY 2012, FY 2013, or FY 2015. Thus, there are no performance data to report.

## NUCLEAR MATERIALS AND WASTE SAFETY

<b>Combined Score on a Scale of 1 to 5 for the Technical Quality of Agency Research Technical Products* (NM-16)</b>						
	FY 2012	FY 2013	FY 2014	FY 2015	FY 2016	FY 2017
Target	3.5	3.5	3.75	3.75	3.75	3.75
Actual	4.5	N/A**	5.0	N/A**		

*\*The NRC has developed a process to measure the quality of research products on a 5-point scale, using surveys of end-users to determine the usability and value added to the products. As appropriate, other mechanisms will be developed and added to this process to measure the quality of research products.*

*\*\*No research products were produced for this business line during FY 2013 and FY 2015.*

### EVENT RESPONSE

<b>Percentage Assessment of the Agency's Readiness to Respond to a Nuclear or Terrorist Emergency Situation or Other Event of National Interest (NM-17)</b>						
	FY 2012	FY 2013	FY 2014	FY 2015	FY 2016	FY 2017
Target	New indicator in FY 2016				100	100
Actual						

### GENERIC HOMELAND SECURITY

<b>Percentage of Team Advisories Issued within 24 Hours of Notification (NM-18)</b>						
	FY 2012	FY 2013	FY 2014	FY 2015	FY 2016	FY 2017
Target	New indicator in FY 2016				90	90
Actual						

### STATE, TRIBAL, AND FEDERAL PROGRAMS

<b>Percentage of Integrated Materials Performance Evaluation Program Review Reports Completed within 30 Days of the Management Review Board Meeting (NM-20)</b>						
	FY 2012	FY 2013	FY 2014	FY 2015	FY 2016	FY 2017
Target	New indicator in FY 2016				85	85
Actual						



**SPENT FUEL STORAGE AND TRANSPORTATION**

<b>Spent Fuel Storage and Transportation by Product Line</b> (Dollars in Millions)						
Product Line	FY 2016 Enacted		FY 2017 Request		Changes from FY 2016	
	\$ M	FTE	\$ M	FTE	\$ M	FTE
Licensing	12.3	56.3	14.7	64.3	2.3	8.0
Oversight	3.3	18.7	2.6	14.5	(0.7)	(4.2)
Rulemaking	5.4	25.0	3.1	11.9	(2.4)	(13.1)
Research	2.3	4.1	4.2	7.8	1.9	3.7
International Activities	0.6	2.3	0.8	3.6	0.2	1.3
Generic Homeland Security	0.1	0.6	0.0	0.0	(0.1)	(0.6)
<b>Subtotal</b>	<b>\$24.0</b>	<b>107.0</b>	<b>\$25.3</b>	<b>102.0</b>	<b>\$1.3</b>	<b>(5.0)</b>
Corporate Support	12.1	28.7	11.9	27.3	(0.2)	(1.5)
<b>Total</b>	<b>\$36.1</b>	<b>135.7</b>	<b>\$37.2</b>	<b>129.3</b>	<b>\$1.1</b>	<b>(6.5)</b>

\$M includes FTE costs as well as contract support and travel. Numbers may not add due to rounding.

The Spent Fuel Storage and Transportation Business Line activities are conducted to ensure the safe and secure storage of spent fuel, along with the safe and secure transport of radioactive materials. The Spent Fuel Storage and Transportation Business Line activities include conducting safety, security, and environmental reviews of spent nuclear fuel (SNF) storage casks and transportation packages and of independent spent fuel storage installation (ISFSI) license applications, including renewal applications and development and update of regulations and guidance; and conducting safety inspections of transportation packages, storage cask vendors and fabricators, ISFSI operations, and security inspections of ISFSIs and transportation.

**CHANGES FROM FY 2016 ENACTED BUDGET**

In FY 2017, resources decrease primarily because of a delay in the ISFSI security rulemaking, and reductions in technical work related to extended storage, transportation, and ultimate disposal of spent nuclear fuel and high-level radioactive waste. These decreases are partially offset by increases for the review of license and certificate renewal applications; the safety, security, legal, and environmental review of an interim consolidated storage facility (ICSF) license application, or the technical and legal review of a DOE ICSF topical safety analysis report application; and the related rule and regulatory guidance documents.

**MAJOR ACTIVITIES**

The major activities within the Spent Fuel Storage and Transportation Business Line include the following:

- Review approximately 65 amendments and license renewal applications for transportation packages; four radioactive material transportation package applications;

## NUCLEAR MATERIALS AND WASTE SAFETY

and approximately 20 SNF storage applications to ensure the safe and secure storage and transport of SNF and radioactive materials.

- Review license and certificate renewal applications; the technical, legal, and environmental review of an ICSF license application; or a DOE ICSF topical safety analysis report application.
- Complete 16 safety inspections of storage and transportation cask vendors, fabricators and designers, as well as ISFSI pad construction, dry-run operations, initial loading operations, and routine operations.
- Review security activities associated with radioactive material in quantities of concern and transportation security route approvals. This includes special nuclear material transportation security plan approvals, transportation certification reviews, security reviews for onsite storage, issuing ISFSI security orders, and ISFSI security licensing reviews.
- Support spent fuel storage and transportation rulemakings and associated regulatory guidance documents.
- Coordinate with the International Atomic Energy Agency to compare regulatory frameworks, share research on storage and transportation matters, and harmonize the certification of transport packages and licensing of storage case designs with international standards.
- Support the SCALE criticality and shielding code development, maintenance, and training for use by staff to perform confirmatory safety reviews.
- Provide oversight of the development and implementation of the NRC's safeguards and security inspection program for activities associated with stand-alone and co-located ISFSI facilities and decommissioned facilities with an ISFSI.

## OTHER INDICATORS

### LICENSING

Percentage of Storage Container and Installation Design Reviews Completed in 12.6 Months or Less (SF-01)						
	FY 2012	FY 2013	FY 2014	FY 2015	FY 2016	FY 2017
Target	80	80	80	80	80	80
Actual	71*	46**	94	84		
<p><i>*There were four requests for security exemptions at decommissioned ISFSI sites to address 10 CFR 73.55, "Requirements for Physical Protection of Licensed Activities in Nuclear Power Reactors against Radiological Sabotage," security requirements meant for operating reactors. The multipart exemption requests were large and very complex, requiring consensus among multiple offices. The NRC completed the final two in the 4th quarter with a timeliness rate of approximately 20 months.</i></p> <p><i>**The business line completed 13 cases in FY 2015, with 7 of them exceeding the metric. Also, cases completed in the 4th quarter were the last of the active cases that had already exceeded the metric. As a result of their completion, and due to the success of corrective actions taken in FY 2013, the business line met the metric in FY 2014.</i></p>						

Percentage of Storage Container and Installation Design Reviews Completed in 2 Years or Less (SF-02)						
	FY 2012	FY 2013	FY 2014	FY 2015	FY 2016	FY 2017
Target	100	100	100	100	100	100
Actual	100	100	100	100		

## NUCLEAR MATERIALS AND WASTE SAFETY

Percentage of Transportation Container Design Reviews Completed in 7.4 Months or Less (SF-03)						
	FY 2012	FY 2013	FY 2014	FY 2015	FY 2016	FY 2017
Target	80	80	80	80	80	80
Actual	96	89	96	90		

Percentage of Transportation Container Design Reviews Completed in 2 Years or Less (SF-04)						
	FY 2012	FY 2013	FY 2014	FY 2015	FY 2016	FY 2017
Target	100	100	100	100	100	100
Actual	100	100	100	100		

### OVERSIGHT

Number of Spent Fuel Storage and Transportation Inspections Completed (SF-06)						
	FY 2012	FY 2013	FY 2014	FY 2015	FY 2016	FY 2017
Target	16	16	16	16	16	16
Actual	19	18	18	19		

### RULEMAKING

Percentage of Proposed Final Rules Completed in Accordance with Schedules Approved by the Commission (SF-07)						
	FY 2012	FY 2013	FY 2014	FY 2015	FY 2016	FY 2017
Target	New indicator in FY 2016				Discontinued*	Discontinued*
Actual						

*\*Indicator discontinued due to the small number of anticipated rulemakings, reducing the value of this metric.*

### RESEARCH

Percentage of Major Milestones for Critical Research Programs Completed on or before Their Due Date* (SF-08)						
	FY 2012	FY 2013	FY 2014	FY 2015	FY 2016	FY 2017
Target	90	90	90	90	90	90
Actual	N/A**	N/A**	N/A**	N/A**		

*\*Critical research programs typically respond to high-priority needs from the Commission and the NRC's licensing organizations. Critical research programs regarding the highest priority needs are identified at the beginning of the FY.*

*\*\*There were no critical milestones associated with the research activities conducted in this business line in FY 2012, FY 2013, FY 2014, and FY 2015. User needs requests with the Office of Nuclear Regulatory Research in this business line have been tracked at the office level. None of the milestones rises to agency-level tracking. Thus, there are no performance data to report.*

Combined Score on a Scale of 1 to 5 for the Technical Quality of Agency Research Technical Products* (SF-09)						
	FY 2012	FY 2013	FY 2014	FY 2015	FY 2016	FY 2017
Target	3.5	3.5	3.75	3.75	3.75	3.75
Actual	4.5	4.56	5.0	5.0		

*\*The NRC has developed a process to measure the quality of research products on a 5-point scale, using surveys of end-users to determine the usability and value added to the products. As appropriate, other mechanisms will be developed and added to this process to measure the quality of research products.*





**DECOMMISSIONING AND LOW-LEVEL WASTE**

<b>Decommissioning and Low-Level Waste by Product Line</b> (Dollars in Millions)						
Product Line	FY 2016 Enacted		FY 2017 Request		Changes from FY 2016	
	\$ M	FTE	\$ M	FTE	\$ M	FTE
Licensing	19.4	74.4	19.2	76.9	(0.2)	2.5
Oversight	6.4	31.3	6.2	30.1	(0.2)	(1.3)
Rulemaking	1.5	6.0	0.9	3.5	(0.6)	(2.5)
Research	0.4	2.1	0.3	1.0	0.0	(1.1)
International Activities	1.3	6.7	1.3	6.5	0.0	(0.2)
<b>Subtotal</b>	<b>\$28.9</b>	<b>120.5</b>	<b>\$27.8</b>	<b>118.0</b>	<b>\$(1.1)</b>	<b>(2.5)</b>
Corporate Support	13.6	32.4	13.8	31.5	0.2	(0.8)
<b>Total</b>	<b>\$42.5</b>	<b>152.9</b>	<b>\$41.6</b>	<b>149.5</b>	<b>\$(1.0)</b>	<b>(3.3)</b>

\$M includes FTE costs as well as contract support and travel. Numbers may not add due to rounding.

The Decommissioning and LLW Business Line activities include the licensing and oversight of sites undergoing decommissioning, the licensing and oversight of new and operating uranium recovery facilities, and the oversight of the national LLW management program. They also include oversight of the DOE waste management activities at the Savannah River and Idaho Waste Incidental to Reprocessing (WIR) facilities consistent with the NRC's responsibilities in the Ronald W. Reagan National Defense Authorization Act for Fiscal Year 2005. Activities include interfacing with licensees, applicants, Federal and State agencies, the public, other stakeholders, and Native American Tribal Governments.

Decommissioning is the safe removal of a nuclear facility from service and reduction of residual radioactivity to a level that permits release of the property and termination of the NRC license. The NRC rules for decommissioning establish site release criteria and provide for unrestricted and, under certain conditions, restricted release of a site. The NRC regulates the decommissioning of complex materials and fuel cycle facilities, power and early test reactors, research and test reactors, and uranium recovery facilities, with the ultimate goal of license termination.

**CHANGES FROM FY 2016 ENACTED BUDGET**

In FY 2017, resources decrease primarily to reflect historical expenditures and current work requirements. This decrease is offset by increases for uranium recovery licensing actions to ensure that these operations are being conducted safely and in accordance with NRC regulations and research activities to support the application of analytical tools used in decommissioning and uranium recovery reviews.

## NUCLEAR MATERIALS AND WASTE SAFETY

### MAJOR ACTIVITIES

The major activities within the Decommissioning and LLW Business Line include the following:

- Conduct licensing reviews and oversight activities for decommissioning power reactors, including Kewaunee Power Station; San Onofre Nuclear Generating Station, Units 2 and 3; Crystal River 3 Nuclear Power Plant; and Vermont Yankee, which have transitioned from the Operating Reactors Business Line to the Decommissioning and LLW Business Line.
- Conduct licensing reviews and decommissioning activities for 19 decommissioning power and early demonstration reactors, five research and test reactors, 16 complex materials sites, and 39 uranium recovery Title I and Title II facilities.
- Conduct research activities to support the application of analytical tools used in decommissioning reviews and support radon flux and barrier parameters at Uranium Mill Tailings Radiation Control Act sites.
- Support oversight and cleanup of approximately 30 commercial radium sites. Provide monitoring of military sites under the Comprehensive Environmental Response, Compensation, and Liability Act. Support licensing of 17 depleted uranium sites.
- Support 10 environmental and safety reviews including hearings for uranium recovery licensing applications, as well as licensing activities associated with 11 operating uranium recovery facilities.
- Conduct uranium recovery inspections at operating facilities and monitor the DOE waste management activities at the Savannah River and Idaho WIR facilities.
- Support rulemaking to revise the regulations for power reactors going through the decommissioning process.
- Support work on the In-Situ Leach rule (Title 10 of the *Code of Federal Regulations*, Part 40, “Domestic Licensing of Source Material”), including rule development, associated guidance development, and environmental reviews.

### OTHER INDICATORS

#### LICENSING

Percentage of Environmental Reviews and Environmental Review Documents Completed as Scheduled (DL-01)						
	FY 2012	FY 2013	FY 2014	FY 2015	FY 2016	FY 2017
Target	100	100	100	100	100	100
Actual	100	100	100	100		

**NUCLEAR MATERIALS AND WASTE SAFETY**

<b>Eliminate the Need for Some Site-Specific Environmental Impact Statements (i.e., by Reducing Resource Needs) by Developing a Generic Environmental Impact Statement for Uranium Recovery Environmental Reviews* (DL-02)</b>						
	FY 2012	FY 2013	FY 2014	FY 2015	FY 2016	FY 2017
Target	Projected Savings of \$450K and 0.7 FTE	Projected Savings of \$450K and 0.7 FTE	Replaced by new efficiency measure—"The use of resubmission audits will reduce the time needed for completing safety evaluation reports by 10 percent or 2.5 months."			
Actual	\$773K and 0 FTE	\$773K and 0.7 FTE				
<i>*Between FY 2008 and FY 2013, the staff expected to receive 18 in-situ uranium recovery (ISR) license applications. The development of a generic environmental impact statement (GEIS) was expected to eliminate the need to develop site-specific environmental impact statements (EISs) for some of these applications. Rather than developing a site-specific EIS for each site, the staff will be able to "tier off" the GEIS and, instead, rely on a less resource-intensive site-specific supplemental EIS to evaluate the environmental impacts of the ISR license request. The NRC issued the final GEIS in June 2009 on schedule.</i>						

<b>Percentage of Time Saved in Completing Safety Evaluation Reports through Use of Presubmission Audits (DL-03)</b>						
	FY 2012	FY 2013	FY 2014	FY 2015	FY 2016	FY 2017
Target	New indicator in FY 2015			10*	10	10
Actual				No data**		
<i>*Preliminary target; will undergo further development.            **Not enough licensing actions where conducting a presubmission audit was feasible.</i>						

<b>Time (Months) To Complete Safety Evaluation Reports Using Presubmission Audits (DL-04)</b>						
	FY 2012	FY 2013	FY 2014	FY 2015	FY 2016	FY 2017
Target	New indicator in FY 2015			2.5	Discontinued*	
Actual				No data*		
<i>*Indicator was deemed redundant with the indicator, "Percentage of Time Saved for Completing Safety Evaluation Reports through the Use of Pre-Submission Audits," and required greater effort to track.</i>						

<b>Percentage of Licensing Actions Completed as Scheduled (DL-05)</b>						
	FY 2012	FY 2013	FY 2014	FY 2015	FY 2016	FY 2017
Target	Yes	Yes	Yes	Yes	90*	90
Actual	Yes	Yes	Yes	Yes		
<i>*Target changed to a percentage beginning in FY 2016 to provide a more informative indicator.</i>						

## NUCLEAR MATERIALS AND WASTE SAFETY

### OVERSIGHT

Provide Support to DOE for Waste Incidental To Reprocessing (WIR) Activities (DL-06)						
	FY 2012	FY 2013	FY 2014	FY 2015	FY 2016	FY 2017
Target	Complete WIR review or monitoring plan and activities as scheduled in the Environmental Protection and Performance Assessment Operating Plan.	Complete WIR review or monitoring plan and activities as scheduled in the Environmental Protection and Performance Assessment Operating Plan.	Complete WIR review or monitoring plan and activities as scheduled in the Environmental Protection and Performance Assessment Operating Plan.	Complete WIR review or monitoring plan and activities as scheduled in the Environmental Protection and Performance Assessment Operating Plan.	Discontinued*	
Actual	Target met. Completed 4 WIR monitoring onsite observation visits at 3 sites, issued technical evaluation reports for both the Savannah River Site Saltstone Disposal Facility (SDF) revised performance assessment and the F-Tank Farm draft waste determination, and issued the technical evaluation report on the West Valley Melter Feed Tanks draft waste determination.	Target met. Continued monitoring activities for both the SDF and F-Tank Farm at the Savannah River Site. Completed monitoring activities, including issuing the revised SDF monitoring plan and observation visits for both SDF and F Tank Farm.	Target met. Continued monitoring activities for both SDF and F-Tank Farm at the Savannah River Site.	Target met.		
*Indicator replaced with "Percentage of Completed WIR Review or Monitoring Plan and Activities as Scheduled in the Environmental Protection and Performance Assessment Operating Plan."						

Percentage of Review or Monitoring Plan Activities for WIR that Are Completed as Scheduled (DL-07)						
	FY 2012	FY 2013	FY 2014	FY 2015	FY 2016	FY 2017
Target	New indicator in FY 2016*				80	80
Actual						
*Indicator revised to provide a better reflection of progress on WIR reviews.						

**RESEARCH**

<b>Percentage of Major Milestones for Critical Research Programs Completed on or before Their Due Date* (DL-08)</b>						
	FY 2012	FY 2013	FY 2014	FY 2015	FY 2016	FY 2017
Target	90	90	90	90	90	90
Actual	100	N/A**	N/A**	N/A**		

*\*Critical research programs typically respond to high-priority needs from the Commission and the NRC's licensing organizations. Critical research programs regarding the highest priority needs are identified at the beginning of the FY.*

*\*\*There were no critical milestones associated with the research activities conducted in this business line in FY 2013, FY 2014, and FY 2015; thus, there are no performance data to report.*

<b>Combined Score on a Scale of 1 to 5 for the Technical Quality of Agency Research Technical Products* (DL-09)</b>						
	FY 2012	FY 2013	FY 2014	FY 2015	FY 2016	FY 2017
Target	3.5	3.5	3.75	3.75	3.75	3.75
Actual	4.5	N/A**	N/A**	5.0		

*\*The NRC has developed a process to measure the quality of research products on a 5-point scale, using surveys of end-users to determine the usability and value added to the products. As appropriate, other mechanisms will be developed and added to this process to measure the quality of research products.*

*\*\* No research products produced for this business line during FY 2013 and FY 2014.*



**INTEGRATED UNIVERSITY PROGRAM**

<b>Integrated University Program</b> (Dollars in Millions)						
	<b>FY 2016 Enacted</b>		<b>FY 2017 Request</b>		<b>Changes from FY 2016</b>	
	<b>\$M</b>	<b>FTE</b>	<b>\$M</b>	<b>FTE</b>	<b>\$M</b>	<b>FTE</b>
Integrated University Program	\$15.0	0.0	\$0.0	0.0	\$(15.0)	0.0

\$M includes FTE costs as well as contract support and travel. Numbers may not add due to rounding.

The Integrated University Program provided grants to academic institutions to support education in nuclear science and engineering. The U.S. Nuclear Regulatory Commission has provided funding for university research and development as well as to fund multi-year research projects.

Consistent, with the Administration’s Science, Technology, Engineering and Math education consolidation efforts, no funding for this program is included in the budget request.





**OFFICE OF THE INSPECTOR GENERAL**

The U.S. Nuclear Regulatory Commission’s (NRC’s) Office of the Inspector General (OIG) was established as a statutory entity on April 15, 1989, in accordance with the 1988 amendments to the Inspector General Act. The OIG mission is to (1) independently and objectively conduct and supervise audits and investigations relating to NRC programs and operations, (2) prevent and detect fraud, waste, and abuse, and (3) promote economy, efficiency, and effectiveness in the NRC’s programs and operations. Starting in fiscal year (FY) 2014, the NRC’s OIG has exercised the same authorities with respect to the Defense Nuclear Facilities Safety Board (DNFSB) per the Consolidated Appropriations Act, 2014.

<b>NRC OIG Budget Authority and Full-Time Equivalents (Dollars in Millions)</b>						
	<b>FY 2016 President’s Budget</b>		<b>FY 2017 Request</b>		<b>Changes from FY 2016</b>	
	<b>\$M</b>	<b>FTE</b>	<b>\$M</b>	<b>FTE</b>	<b>\$M</b>	<b>FTE</b>
Program Support	1.363		1.482		0.119	
Program Salaries and Benefits	10.773	63.0	10.647	63.0	(0.126)	0.0
<b>Total</b>	<b>\$12.136</b>	<b>63.0</b>	<b>\$12.129</b>	<b>63.0</b>	<b>(\$0.007)</b>	<b>0.0</b>

Numbers may not add due to rounding.

The FY 2017 budget request for the NRC OIG is \$12.129 million, which includes \$10.647 million in salaries and benefits to support 63 full-time equivalent (FTE), and \$1.482 million in program support. These resources will support Inspector General auditing and investigation functions for both the NRC, \$11.160 million and the DNFSB, \$.969 million, respectively.

In accordance with Office of Management and Budget requirements, OIG is showing the full cost associated with its programs for the FY 2017 budget with the following caveat: as a result of an October 1989 memorandum of understanding between the NRC’s Chief Financial Officer and the Inspector General and a subsequent amendment in March 1991, OIG no longer requests that funding for some OIG management and support services be included in the OIG appropriation. It was agreed that funds for OIG infrastructure requirements and other agency support services would instead be included in the NRC’s main appropriation. For the most part, these costs are not readily severable. Thus, this funding continues to be included in NRC’s main appropriation.

**AUDITS PROGRAM**

<b>Audits Budget Authority (Dollars in Millions)</b>						
<b>Summary</b>	<b>FY 2016 President’s Budget</b>		<b>FY 2017 Request</b>		<b>Changes from FY 2016</b>	
	<b>\$M</b>	<b>FTE</b>	<b>\$M</b>	<b>FTE</b>	<b>\$M</b>	<b>FTE</b>
Program Support	8.103	41.0	8.106	41.0	0.003	0.0
<b>Total</b>	<b>\$8.103</b>	<b>41.0</b>	<b>\$8.106</b>	<b>41.0</b>	<b>\$0.003</b>	<b>0.0</b>

Numbers may not add due to rounding.

## **OFFICE OF THE INSPECTOR GENERAL**

---

The OIG Audits Program focuses on the agency's management and financial operations; economy and efficiency with which an organization, program, or function is managed; and whether the programs achieve intended results. OIG auditors assess the degree to which an organization complies with laws, regulations, and internal policies in carrying out programs, and they test program effectiveness as well as the accuracy and reliability of financial statements. The overall objective of an audit is to identify ways to enhance agency operations and promote greater economy and efficiency.

For FY 2017, OIG requests \$8.106 million and 41 FTE to carry out its Audits Program activities for NRC and DNFSB programs. With these resources, the Audits Program will conduct approximately 22 audits and evaluations for the NRC. This will enable OIG to provide coverage of the NRC's Nuclear Reactor Safety, Nuclear Materials and Waste Safety, Security, and Corporate Support programs. OIG's assessment of these mission-critical programs will support the agency in accomplishing its goals to ensure adequate protection of public health and safety and the environment, and in the secure use and management of radioactive materials.

In addition, OIG will conduct approximately six audits and evaluations that will cover various DNFSB programs and operations. These assessments will support the DNFSB's primary purpose of ensuring adequate protection of public health and safety in the U.S. Department of Energy's defense nuclear facilities and operations.

### **CHANGES FROM FY 2016 ENACTED BUDGET**

FY 2017 resources increased slightly in the Audits Program.

### **FY 2016–FY 2017 AUDITS PROGRAM PERFORMANCE MEASURES**

- Ensure that 85 percent of the NRC's completed audit products or activities will have a high impact on strengthening the NRC's safety, security, and/or corporate management programs.
- Obtain NRC agreement on at least 92 percent of OIG audit recommendations.
- Obtain final action on 70 percent of NRC and 50 percent of DNFSB OIG audit recommendations within 2 years.
- Ensure that 60 percent of DNFSB audits undertaken are issued within a year.

### **SELECTED FY 2015 AUDITS PROGRAM ACCOMPLISHMENTS**

In FY 2015, OIG issued 27 reports, 21 pertaining to NRC programs and operations and six pertaining to DNFSB programs and operations. These reports either evaluate high-risk agency programs or comply with mandatory audits pursuant to financial and computer security-related legislation. Additional information related to work performed may be found on the OIG Web Site at <http://www.nrc.gov/insp-gen/pubs.html#Semi-Annual>.

## INVESTIGATIONS PROGRAM

Investigations Budget Authority (Dollars in Millions)						
	FY 2016 President's Budget		FY 2017 Request		Changes from FY 2016	
	\$M	FTE	\$M	FTE	\$M	FTE
Program Support	\$4.033	22.0	\$4.023	22.0	(\$0.010)	0.0
<b>Total</b>	<b>\$4.033</b>	<b>22.0</b>	<b>\$4.023</b>	<b>22.0</b>	<b>(\$0.010)</b>	<b>0.0</b>

Numbers may not add due to rounding.

The OIG's responsibility for detecting and preventing fraud, waste, and abuse within the NRC and DNFSB includes investigating possible violations of criminal statutes relating to NRC and DNFSB programs and activities, investigating misconduct by NRC and DNFSB employees, interfacing with the U.S. Department of Justice (DOJ) on OIG-related criminal matters, and coordinating investigations and other OIG initiatives with Federal, State, and local investigative agencies and other OIGs. Investigations may be initiated as a result of allegations or referrals from private citizens; licensee employees; NRC and DNFSB employees; Congress; other Federal, State, and local law enforcement agencies; OIG audits; the OIG hotline; and Inspector General initiatives directed at bearing a high potential for fraud, waste, and abuse.

For FY 2017, OIG requests \$4.023 million and 22 FTE to carry out its Investigations Program activities for NRC and DNFSB programs. Reactive investigations into allegations of criminal and other wrongdoing will continue to claim priority on OIG's use of available resources. The Investigations Program's main concentration of effort and resources will involve investigations of alleged NRC or DNFSB staff misconduct that could adversely impact matters related to the health and safety mission of the NRC and the DNFSB. OIG has also implemented a series of proactive initiatives designed to identify specific high-risk areas that are most vulnerable to fraud, waste, and abuse. With these resources, OIG will conduct approximately 60 investigations at the NRC and approximately 5 investigations at DNFSB covering a broad range of allegations concerning misconduct and mismanagement affecting various NRC and DNFSB programs.

### CHANGES FROM FY 2016 ENACTED BUDGET

FY 2017 resources decrease slightly in the Investigations Program.

### FY 2016–FY 2017 INVESTIGATIONS PROGRAM PERFORMANCE MEASURES

- Ensure 85 percent of the NRC's investigations or activities completed will have a high impact on strengthening the NRC's safety, security, and/or corporate management programs.
- Obtain 90 percent agency action in response to the NRC's OIG investigative reports.
- Complete 90 percent of NRC active cases in less than 18 months on average.
- Refer at least 20 percent of the NRC's closed investigations for criminal prosecution.
- Achieve a 60 percent success rate for judicial or administrative actions in response to the NRC's OIG investigative reports.

## **OFFICE OF THE INSPECTOR GENERAL**

---

- Complete 85 percent of DNFSB active cases in less than 18 months on average.
- Obtain 90 percent Board action taken in response to investigative reports.

### **SELECTED FY 2015 INVESTIGATIONS PROGRAM ACCOMPLISHMENTS**

In FY 2015, OIG completed 43 investigations. These investigative efforts focused on violations of law or misconduct by NRC employees and contractors and allegations of irregularities or inadequacies in NRC programs and operations. Additional information related to work performed may be found on the OIG Web Site at <http://www.nrc.gov/insp-gen/pubs.html#Semi-Annual>.

### **NRC OIG'S STRATEGIC GOALS, STRATEGIES, AND ACTIONS**

The NRC OIG carries out its mission through its Audits and Investigations Programs. The NRC OIG Strategic Plan for FY 2014-2018 features three goals and guides the activities of these programs. The plan identifies the major challenges and risk areas facing the NRC and generally aligns with the agency's mission. It also includes a number of supporting strategies and actions that describe OIG's planned accomplishments over the strategic planning period. The NRC OIG strategic plan can be found in its entirety at the following address: <http://www.nrc.gov/insp-gen/plandocs/strategic-plan.pdf>.

To ensure that each NRC OIG audit and evaluation aligns with these three goals, program areas selected for audit and evaluation are included in the OIG *Annual Plan* after being cross walked against the NRC OIG *Strategic Plan* to ensure alignment with its office's strategic goals. Furthermore, each OIG audit, evaluation, and investigation is informed by one or more of the most serious management and performance challenges facing the agency as identified by the Inspector General. The work performed by OIG auditors and investigators is mutually supportive and complementary in pursuit of these objectives. Below are the NRC OIG's strategic goals and strategies covering this budget cycle.

### **NRC OIG STRATEGIC GOALS**

**Strategic Goal 1:** *Strengthen the NRC's efforts to protect public health and safety and the environment (Safety).*

The NRC will continue to face safety challenges in the years ahead related to nuclear reactor oversight, the regulation of nuclear materials, and the handling of nuclear waste. A significant concern for the NRC is regulating the safe operation of the Nation's nuclear power plants through an established oversight process developed to verify that licensees identify and resolve safety issues before they adversely affect safe plant operation. The NRC is also challenged to address both domestic and international operating experience that informs regulatory activities. The NRC must address license amendment requests to increase the power generating capacity of specific commercial reactors, license renewal requests to extend reactor operations beyond set expiration dates, and the introduction of new technology such as new and advanced reactor designs.

In fulfilling its responsibilities to regulate nuclear materials, the NRC must ensure that its regulatory activities regarding nuclear materials and nuclear fuel cycle facilities adequately protect public health and safety. Moreover, the NRC's regulatory activities concerning nuclear materials must protect against radiological sabotage and theft or diversion of these

materials. The licensing of facilities (e.g., fuel fabrication) with new technologies poses additional challenges. The handling of nuclear waste includes both high-level and low-level waste. High-level radioactive waste is primarily in the form of spent fuel discharged from commercial nuclear power reactors. In the high-level waste area, the NRC oversees the potential licensing of new interim and permanent high-level waste facilities. Additional high-level waste issues include the oversight of interim storage of spent nuclear fuel both at and away from reactor sites, certification of storage and transport casks, and the oversight of the decommissioning of reactors and other nuclear sites. Low-level waste includes items that have become contaminated with radioactive materials or have become radioactive through exposure to neutron radiation. Low-level waste disposal occurs at commercially operated facilities that must be licensed by either the NRC or Agreement States. However, there are currently only four operating low-level waste disposal facilities in the United States. Below are the NRC OIG's strategies to support the NRC in facing these and other safety-related challenges.

- Strategy 1-1: Identify risk areas associated with the NRC's oversight of operating reactors, and conduct audits and investigations that lead to NRC program improvements.
- Strategy 1-2: Identify risk areas associated with the NRC's oversight of the licensing and construction of new and advanced reactors, and conduct audits and investigations that lead to NRC program improvements.
- Strategy 1-3: Identify risk areas facing the NRC's oversight of nuclear materials, and conduct audits and investigations that lead to NRC program improvements.
- Strategy 1-4: Identify risk areas associated with the NRC's oversight of high-level and low-level waste, and conduct audits and investigations that lead to NRC program improvements.

**Strategic Goal 2**: *Enhance the NRC's efforts to increase security in response to an evolving threat environment (Security).*

The NRC must ensure that nuclear power and materials licensees take adequate measures to protect their facilities against radiological sabotage. In a threat environment where adversaries' tactics and capabilities rapidly evolve, the NRC faces the challenge of adapting to dynamic threats while also maintaining a stable security oversight regime commensurate with the agency's mission as a fair and impartial regulator. In addition, the NRC aims to balance its security oversight obligations with a duty to share information with public stakeholders about threats to the Nation's nuclear power and materials sectors. The NRC also plays a critical role in overseeing and supporting the emergency preparedness and incident response capabilities of nuclear power plant operators and the integration of their plans with government agencies in light of the prospect of natural disasters and terrorist threats. In addition, the NRC must protect its infrastructure and take the necessary steps to ensure that its staff, facilities, and information technology assets are adequately protected against projected threats and provide for the maintenance of operations.

The NRC has well-established inspection programs for evaluating the physical, information, and personnel security activities of nuclear power and materials licensees. However, the agency is currently developing regulatory guidance and an inspection program to evaluate the security of information technology used to operate nuclear power plants and fuel cycle facilities. This nascent cybersecurity program will face implementation challenges common to new inspection programs, such as communicating new requirements to licensees, conducting inspections in a

consistent manner, and allocating sufficient resources to sustain the inspection program beyond its initial years. Cybersecurity also entails unique oversight challenges related to the mix of digital and analog systems at different nuclear power plants, as well as the need for the NRC to understand in depth how digital equipment upgrades will impact plant operations and security. Lastly, the complexity of digital systems and possible interfaces with licensees' administrative, security, and operations systems requires that the NRC carefully test for vulnerabilities without compromising licensees' digital networks. Below are the NRC OIG's strategies to support the NRC in facing these and other security-related challenges.

- **Strategy 2-1:** Identify risk areas involved in effectively securing both new and operating nuclear power plants, nuclear fuel cycle facilities, and nuclear materials, and conduct audits and investigations that lead to NRC program improvements.
- **Strategy 2-2:** Identify risk areas associated with maintaining a secure infrastructure (i.e., physical security, personnel security, and information security), and conduct audits and investigations that lead to NRC program improvements.
- **Strategy 2-3:** Identify risks associated with emergency preparedness and incident response, and conduct audits and investigations that lead to NRC program improvements.
- **Strategy 2-4:** Identify risks associated with international activities related to security, and conduct audits and investigations that lead to NRC program improvements.

**Strategic Goal 3:** *Increase the economy, efficiency, and effectiveness with which the NRC manages and exercises stewardship over its resources (Corporate Management).*

The NRC faces significant challenges to efficiently, effectively, and economically manage its corporate resources within the parameters of a flat or declining budget. The NRC must continue to provide infrastructure and support to accomplish its regulatory mission while responding to changes in the Nation's spent fuel policy, reliance on nuclear energy, and security threat environment. Addressing the corporate resource challenges of human capital, information management, and financial management will necessitate foresight and flexibility and a strategic approach to managing change during the strategic planning period. The NRC must mitigate the loss of retiring senior experts and managers by enhancing its knowledge management, lessons-learned, and training programs, along with attracting and retaining staff with the necessary competencies. The NRC also needs to continue upgrading and modernizing its information technology resources for employees and to support public access to the regulatory process. Finally, the agency needs to continue to improve its management and control over financial resources and procurement practices.

The NRC will need to address changes caused by internal and external factors that will challenge the agency's ability to achieve its goals efficiently and effectively. The OIG will target corporate management risk areas for audits and investigations, to fulfill its statutory responsibility to evaluate the agency's financial management, and work with the NRC to identify and improve weaknesses. Below is the NRC OIG's strategy to support the agency in mitigating these challenges.

- **Strategy 3-1:** Identify areas of corporate management risk within the NRC and conduct audits and investigations that lead to NRC program improvements.

**FY 2017 NRC OIG BUDGET RESOURCES LINKED TO STRATEGIC GOALS**

The following table depicts the relationship of the Inspector General program and associated resource requirements to the NRC OIG strategic goals.

**NRC OIG Budget Resources  
Linked to OIG's Strategic Goals  
(Dollars in Millions)**

Program Links to Strategic Goals	Strengthen NRC's Public Health & Safety Efforts (\$M)	Enhance NRC's Security Efforts (\$M)	Improve NRC's Resource Stewardship Efforts (\$M)
FY 2017 Programs (\$11.160) <sup>9</sup>			
Audits 7.332	3.144	1.161	3.026
Investigations 3.828	1.485	0.637	1.706

Numbers may not add due to rounding.

**NRC OIG PROGRAM PERFORMANCE MEASURES**

<b>NRC OIG Strategic Goal 1: Strengthen the NRC's Efforts To Protect Public Health and Safety and the Environment</b>						
	2012	2013	2014	2015	2016	2017
<b>Measure 1. Percentage of OIG products and activities<sup>10</sup> undertaken to identify critical risk areas or management challenges<sup>11</sup> relating to the improvement of the NRC's safety programs.<sup>12</sup></b>						
<b>Target</b>	85%	85%				
<b>Actual</b>	100%	100%				
<b>Measure 2. Percentage of OIG products and activities that have a high impact<sup>13</sup> on improving the NRC's safety program.</b>						
<b>Target</b>	85%	85%	85%	85%	85%	85%
<b>Actual</b>	89%	63% <sup>14</sup>	100%	100%	TBD	TBD

<sup>9</sup> The budget resources linked to the NRC OIG strategic goals does not include the \$969,000 for the DNFSB.

<sup>10</sup> OIG products are issued as OIG reports. For the Audits Program, these are audit reports and evaluations. For the Investigations Program, these are investigations, event inquiries, and special inquiries. Activities are the OIG hotline or proactive investigative reports.

<sup>11</sup> Congress left the determination and threshold of what constitutes a most serious challenge to the discretion of the Inspectors General. As a result, OIG applied the following definition: Serious management challenges are mission-critical areas or programs that have a potential for a perennial weakness or vulnerability that, without substantial management attention, would seriously impact agency operations or strategic goals.

<sup>12</sup> OIG product and activities are mostly in critical risk areas. Starting in FY 2014, this measure will no longer be tracked.

<sup>13</sup> High impact is the effect of an issued report or activity undertaken that results in: (a) confirming risk areas or management challenges that caused the agency to take corrective action, (b) real dollar savings or reduced regulatory burden, (c) identifying significant wrongdoing by individuals that results in criminal or administrative action, (d) clearing an individual wrongly accused, or (e) identifying regulatory actions or oversight that may have contributed to the occurrence of a specific event or incident or resulted in a potential adverse impact on public health or safety.

<sup>14</sup> Starting in FY 2010, a more rigorous standard was applied for the impact of investigations in the safety arena.

<b>NRC OIG Strategic Goal 1: Strengthen the NRC's Efforts To Protect Public Health and Safety and the Environment</b>						
	<b>2012</b>	<b>2013</b>	<b>2014</b>	<b>2015</b>	<b>2016</b>	<b>2017</b>
<b>Measure 3. Percentage of audit recommendations agreed to by agency.</b>						
<b>Target</b>	92%	92%	92%	92%	92%	92%
<b>Actual</b>	91% <sup>15</sup>	100%	36% <sup>16</sup>	86%*	TBD	TBD
<b>Measure 4. Percentage of final agency actions taken within 2 years on audit recommendations.</b>						
<b>Target</b>	70%	70%	70%	70%	70%	70%
<b>Actual</b>	80%	80%	33% <sup>17</sup>	47%**	TBD	TBD
<b>Measure 5. Percentage of agency actions taken in response to investigative reports.</b>						
<b>Target</b>	95%	95%	95%	95%	95%	95%
<b>Actual</b>	100%	100%	100%	100%	TBD	TBD
<b>Measure 6. Percentage of active cases completed in less than 18 months on average.</b>						
<b>Target</b>	90% <sup>18</sup>	90%	90%	90%	90%	90%
<b>Actual</b>	100%	100%	50% <sup>19</sup>	50%***	TBD	TBD
<b>Measure 7. Percentage of closed investigations referred to DOJ or other relevant authorities.</b>						
<b>Target</b>			20% <sup>20</sup>	20%	20%	20%
<b>Actual</b>			N/A	N/A	TBD	TBD
<b>Measure 8. Percentage of closed investigations resulting in indictments, convictions, civil suits or settlements, judgments, administrative actions or monetary results.</b>						
<b>Target</b>			60% <sup>21</sup>	60%	60%	60%
<b>Actual</b>			100%	100%	TBD	TBD

\*The agency requires more than 90 days to resolve two of two recommendations on the audit of NRC's oversight of active component aging. Subsequently all two recommendations have been resolved.

\*\*The agency requires more than 2 years for final action on six of six recommendations on the audit of NRC's oversight of industrial radiography. Final action has been completed in October 2015.

\*\*\*Of two active investigative cases measured in the safety arena for the year, one case was closed in less than 18 months which resulted in an achievement rate of 50 percent.

<sup>15</sup> The agency required more than 90 days to resolve two of five recommendations on the Audit of the NRC's Management of Licensee Commitments prior to resolution. Subsequently, all five recommendations have been resolved.

<sup>16</sup> The agency required more than 90 days to resolve six of six recommendations on the Audit of the NRC's Compliance with Title 10 of the *Code of Federal Regulations* Part 51, "Environmental Protection Regulations for Domestic Licensing and Related Regulatory Functions," related to environmental impact statements. Subsequently, all six recommendations have been resolved.

<sup>17</sup> The agency required more than 2 years for final action on one of four recommendations on the audit of the NRC's issuance of general licenses. Final action has been completed in October 2014.

<sup>18</sup> Starting in FY 2012, OIG will measure the percentage of active cases completed in less than 18 months on average.

<sup>19</sup> Of the four active cases measured in the safety arena for the year, two cases were closed in less than 18 months, which resulted in an achievement rate of 50 percent.

<sup>20</sup> Starting in FY 2014, OIG will measure the percentage of closed investigations referred to DOJ or relevant administrative authority.

<sup>21</sup> Starting in FY 2014, OIG will measure the percentage of closed investigations that resulted in an indictment, conviction, civil suit or settlement, judgment, administrative action, or monetary result.



<b>NRC OIG Strategic Goal 2: Enhance the NRC's Efforts To Increase Security in Response to an Evolving Threat Environment</b>						
	2012	2013	2014	2015	2016	2017
<b>Measure 1. Percentage of OIG products and activities undertaken to identify critical risk areas or management challenges relating to the improvement of the NRC's security programs.<sup>22</sup></b>						
Target	90%	90%				
Actual	100%	100%				
<b>Measure 2. Percentage of OIG products and activities that have a high impact on improving the NRC's security program.</b>						
Target	75%	75%	85% <sup>23</sup>	85%	85%	85%
Actual	100%	100%	100%	100%	TBD	TBD
<b>Measure 3. Percentage of audit recommendations agreed to by the agency.</b>						
Target	92%	92%	92%	92%	92%	92%
Actual	96%	100%	100%	100%	TBD	TBD
<b>Measure 4. Percentage of final agency actions taken within 2 years on audit recommendations.</b>						
Target	70%	70%	70%	70%	70%	70%
Actual	88%	93%	70%	82%	TBD	TBD
<b>Measure 5. Percentage of agency actions taken in response to investigative reports.</b>						
Target	90%	90%	90%	90%	90%	90%
Actual	100%	100%	100%	100%	TBD	TBD
<b>Measure 6. Percentage of active cases completed in less than 18 months on average.</b>						
Target	90% <sup>24</sup>	90%	90%	90%	90%	90%
Actual	100%	33% <sup>25</sup>	75% <sup>26</sup>	100%	TBD	TBD
<b>Measure 7. Percentage of closed investigations referred to DOJ or other relevant authorities.</b>						
Target			20% <sup>27</sup>	20%	20%	20%
Actual			N/A	N/A	TBD	TBD
<b>Measure 8. Percentage of closed investigations resulting in indictments, convictions, civil suits or settlements, judgments, administrative actions or monetary results.</b>						
Target			60% <sup>28</sup>	60%	60%	60%
Actual			100%	100%	TBD	TBD

<sup>22</sup> OIG products and activities are mostly in critical risk areas. Starting in FY 2014, this measure will no longer be tracked.

<sup>23</sup> Starting in FY 2014, OIG will measure the percentage of OIG products and activities that have a high impact on improving the NRC's security program at 85 percent.

<sup>24</sup> Starting in FY 2012, OIG will measure the percentage of active cases completed in less than 18 months on average.

<sup>25</sup> In the security arena, the complexity of the investigative cases resulted in several cases exceeding 18 months on average.

<sup>26</sup> Of the four active cases measured in the security arena for the year, three cases were closed in less than 18 months, which resulted in an achievement rate of 75 percent.

<sup>27</sup> Starting in FY 2014, OIG will measure the percentage of closed investigations referred to the DOJ, State or local law enforcement officials, or relevant administrative authority.

<sup>28</sup> Starting in FY 2014, OIG will measure the percentage of closed investigations that resulted in an indictment, conviction, civil suit or settlement, judgment, administrative action, or monetary result.

## OFFICE OF THE INSPECTOR GENERAL

<b>NRC OIG Strategic Goal 3: Improve the Economy, Efficiency, and Effectiveness with Which the NRC Manages and Exercises Stewardship over Its Resources</b>						
	2012	2013	2014	2015	2016	2017
<b>Measure 1. Percentage of OIG products and activities undertaken to identify critical risk areas or management challenges relating to the improvement of the NRC's resources stewardship.<sup>29</sup></b>						
<b>Target</b>	80%	80%				
<b>Actual</b>	100%	100%				
<b>Measure 2. Percentage of OIG completed products and activities that have a high impact on improving Corporate Management Programs.</b>						
<b>Target</b>	85%	85%	85%	85%	85%	85%
<b>Actual</b>	85%	83% <sup>30</sup>	74% <sup>31</sup>	87%	TBD	TBD
<b>Measure 3. Percentage of audit recommendations agreed to by the agency.</b>						
<b>Target</b>	92%	92%	92%	92%	92%	92%
<b>Actual</b>	100%	88% <sup>32</sup>	100%	100%	TBD	TBD
<b>Measure 4. Percentage of final agency actions taken within 2 years on audit recommendations.</b>						
<b>Target</b>	70%	70%	70%	70%	70%	70%
<b>Actual</b>	86%	73%	90%	90%	TBD	TBD
<b>Measure 5. Percentage of agency actions taken in response to investigative reports.</b>						
<b>Target</b>	90%	90%	90%	90%	90%	90%
<b>Actual</b>	100%	100%	100%	100%	TBD	TBD
<b>Measure 6. Percentage of active cases completed in less than 18 months on average.</b>						
<b>Target</b>	90% <sup>33</sup>	90%	90%	90%	90%	90%
<b>Actual</b>	96%	95%	91%	58%*	TBD	TBD
<b>Measure 7. Percentage of closed investigations referred to DOJ or other relevant authorities.</b>						
<b>Target</b>			20% <sup>34</sup>	20%	20%	20%
<b>Actual</b>			27%	28%	TBD	TBD
<b>Measure 8. Percentage of closed investigations resulting in indictments, convictions, civil suits or settlements, judgments, administrative actions or monetary results.</b>						
<b>Target</b>			60% <sup>35</sup>	60%	60%	60%
<b>Actual</b>			100%	73%	TBD	TBD

\*In the corporate management arena, OIG needed more than 18 months to complete action cases on average for 18 of 31 cases.

<sup>29</sup> OIG products and activities are mostly in critical risk areas. Starting in FY 2014, this measure will no longer be tracked.

<sup>30</sup> Starting in FY 2010, a more rigorous standard was applied for the impact of investigations in the corporate management arena.

<sup>31</sup> Starting in FY 2010, a more rigorous standard was applied for the impact of investigations in the corporate management arena.

<sup>32</sup> The agency needed more than 90 days to review the recommendations on the audit of the NRC's contract administration of the Enterprise Project Management. The agency agreed to all recommendations.

<sup>33</sup> Starting in FY 2012, OIG will measure the percentage of active cases completed in less than 18 months on average.

<sup>34</sup> Starting in FY 2014, OIG will measure the percentage of closed investigations referred to the DOJ, State or local law enforcement officials, or relevant administrative authority.

<sup>35</sup> Starting in FY 2014, OIG will measure the percentage of closed investigations that resulted in an indictment, conviction, civil suit or settlement, judgment, administrative action, or monetary result.

**VERIFICATION AND VALIDATION OF MEASURED VALUES AND PERFORMANCE**

The OIG uses an automated management information system to capture program performance data for the Audits and Investigations Programs. The integrity of the system was thoroughly tested and validated before implementation. Reports generated by the system provide both detailed information and summary data. All system data are deemed reliable.

**PROGRAM EVALUATIONS (PEER REVIEWS)**

An independent audit peer review performed in FY 2012 by the U.S. National Archives and Records Administration OIG found that the Audits Program’s system of quality control provided reasonable assurance that audits were conducted in accordance with applicable professional standards.

In addition, the Corporation for National and Community Service OIG conducted an independent investigative peer review in FY 2013 of the OIG Investigations Program. The program was found to be in compliance with quality standards established by the Council of the Inspectors General on Integrity and Efficiency and the Attorney General Guidelines for Offices of Inspectors General with Statutory Law Enforcement Authority.

**DNFSB OIG PROGRAM PERFORMANCE MEASURES**

Performance Measures for the DNFSB OIG Program			
	2015	2016	2017
<b>Measure 1. Percentage of OIG audits undertaken and issued within a year.<sup>36</sup></b>			
Target	60%	60%	60%
Actual	83%	TBD	TBD
<b>Measure 2. Percentage of final Board actions taken within 2 years on audit recommendations.<sup>37</sup></b>			
Target	50%	50%	50%
Actual	100%	TBD	TBD
<b>Measure 3. Percentage of Board actions taken in response to investigative reports.<sup>38</sup></b>			
Target	90%	90%	90%
Actual	100%	TBD	TBD
<b>Measure 4. Percentage of active cases completed in less than 18 months.<sup>39</sup></b>			
Target	85%	85%	85%
Actual	100%	TBD	TBD

**INSPECTOR GENERAL REFORM ACT CERTIFICATION FOR FY 2017**

In accordance with the Inspector General Reform Act (Public Law 110-409), the OIG NRC budget request was submitted to the NRC Chairman for FY 2017 and was subsequently approved. In addition, the OIG DNFSB budget request was submitted to the DNFSB Vice Chairman for FY 2017 who provided no comments.

<sup>36</sup> OIG anticipates issuing six audit reports per year. Starting in FY 2015, this measure will be tracked.

<sup>37</sup> Starting in FY 2015, this measure will be tracked.

<sup>38</sup> Starting in FY 2015, this measure will be tracked.

<sup>39</sup> Starting in FY 2015, this measure will be tracked.

## **OFFICE OF THE INSPECTOR GENERAL**

---

Furthermore, within the OIG total budget, this budget request includes \$140,000 for OIG training. The amount requested provides for all OIG specific training requirements for which there is a fee charged to OIG for attendance. In addition, funds are available for the OIG share of the resources needed to support the Council of the Inspectors General on Integrity and Efficiency.

CORPORATE SUPPORT

<b>Corporate Support by Business Line</b> (Dollars in Millions)						
<b>Major Programs</b>	<b>FY 2016 Enacted</b>		<b>FY 2017 Request</b>		<b>Changes from FY 2016</b>	
	<b>\$M</b>	<b>FTE</b>	<b>\$M</b>	<b>FTE</b>	<b>\$M</b>	<b>FTE</b>
Operating Reactors	191.8	456.7	193.9	443.6	2.1	(13.1)
New Reactors	55.4	131.9	56.6	129.6	1.3	(2.3)
<b>Nuclear Reactor Safety</b>	<b>\$247.2</b>	<b>588.6</b>	<b>\$250.5</b>	<b>573.2</b>	<b>\$3.3</b>	<b>(15.4)</b>
Fuel Facilities	15.3	36.5	14.5	33.1	(0.9)	(3.4)
Nuclear Materials Users	27.6	65.8	28.4	64.9	0.7	(0.9)
Spent Fuel Storage and Transportation	12.1	28.7	11.9	27.3	(0.2)	(1.5)
Decommissioning and Low-Level Waste	13.6	32.4	13.8	31.5	0.2	(0.8)
<b>Nuclear Materials and Waste Safety</b>	<b>\$68.6</b>	<b>163.4</b>	<b>\$68.6</b>	<b>156.8</b>	<b>\$(0.1)</b>	<b>(6.6)</b>
<b>Corporate Support</b>	<b>\$315.8</b>	<b>752.0</b>	<b>\$319.1</b>	<b>730.0</b>	<b>\$3.2</b>	<b>(22.0)</b>

\$M includes FTE costs as well as contract support and travel. Numbers may not add due to rounding.

The Fiscal Year (FY) 2017 Congressional Budget Justification identifies the infrastructure and support costs for the U.S. Nuclear Regulatory Commission (NRC) and distributes them to programs as a portion of the total program cost. The allocation methodology is consistent with the methodology used for preparing the agency’s financial statements. The business line tables present the associated infrastructure and support funding included in the programmatic funding to provide the full cost of each business line.

FY 2016 Enacted resources for Corporate Support constitute 32 percent of the agency’s total budget and reflect a decrease of \$11.5 million as compared to the FY 2016 Congressional Budget Justification. Significant reductions implemented in FY 2016 include savings for rent and facilities maintenance, office supplies, document management, subscriptions, and telecommunications. To develop optimal core information technology (IT) capabilities, the NRC will continue to invest in the agency’s IT infrastructure, foundation, and core financial systems in FY 2017. Resources have been adjusted to ensure that adequate funding is provided for operations and maintenance of critical infrastructure and core systems that maintain authoritative financial data. Additionally, resources support IT foundation activities, ensuring the accuracy of agencywide data, reducing or eliminating the storage of duplicate information, providing controls to improve data quality, and creating an enterprisewide foundation for information sharing and exchange.

## APPENDIX A: CORPORATE SUPPORT

As part of the FY 2017 budget request, the agency is attempting to more appropriately categorize resources labeled as overhead. The NRC made efforts to identify resources that should be categorized in the mission areas they support. Other resources now classified as Corporate Support in the FY 2017 budget request were realigned here to correctly categorize those overhead costs. The entire Corporate and Office Support budget structure realignment is described in detail in Appendix VI of the Congressional Budget Justification.

### Corporate Support Budget Authority and Full-Time Equivalents by Product Line (Dollars in Millions)

Product Line	FY 2016 Enacted		FY 2017 Request		Changes from FY 2016	
	\$M	FTE	\$M	FTE	\$M	FTE
Acquisitions	16.7	80.7	16.3	72.9	(0.4)	(7.8)
Administrative Services	107.5	105.9	105.3	107.4	(2.2)	1.5
Financial Mgmt.	28.8	109.7	31.4	109.9	2.6	0.3
Human Resource Mgmt.	19.4	59.3	18.7	57.5	(0.7)	(1.7)
Information Mgmt.	23.0	73.1	27.6	69.0	4.6	(4.1)
Information Technology	90.6	169.6	86.6	161.1	(4.0)	(8.5)
Outreach	4.2	17.6	4.6	17.9	0.4	0.2
Policy Support	21.4	122.3	23.7	120.2	2.3	(2.1)
Training	4.2	13.9	4.9	14.1	0.7	0.2
<b>Total</b>	<b>\$315.8</b>	<b>752.0</b>	<b>\$319.1</b>	<b>730.0</b>	<b>\$3.2</b>	<b>(22.0)</b>

\$M includes FTE costs as well as contract support and travel. Numbers may not add due to rounding.

The agency's infrastructure and support involve centrally managed activities that are necessary for the agency programs to operate and achieve goals more efficiently and effectively. These activities include acquisitions, administrative services, financial management, human resource management, information management, IT, training, outreach, and policy support. The workload and resource changes from the FY 2016 Enacted budget for the product lines listed above are described in the following pages. The output indicators for the product lines listed above contribute to the scoring of the NRC safety and security performance indicators and their contribution to the achievement of the agency's strategic outcomes.

## ACQUISITIONS

The Acquisitions budget provides resources to support the enterprisewide acquisition system and procurement and strategic sourcing activities. This includes support for all aspects of contract operations and oversight necessary to ensure the agency obtains goods and services in an effective manner consistent with mission needs, sound business practices, agency guidance, and Federal regulations. In addition, this includes support to continue implementation of an agencywide streamlined process to: achieve alignment between budget formulation, program planning, and execution; eliminate duplication of effort; increase use of enterprise contracts; improve the agency's ability to effectively respond to emergent requirements; and implement the requirements of the Digital Accountability and Transparency Act of 2014.

**CHANGES FROM FY 2016 ENACTED BUDGET**

In FY 2017, resources decrease for procurement operations related to acquisition planning and solicitation, awards, and administration of interagency agreements and grants. The decrease is partially offset by an increase to provide application administration and support for the Strategic Acquisition System.

**ADMINISTRATIVE SERVICES**

The Administrative Services budget provides resources for rent and utilities for NRC headquarters (HQ), regions, and the Technical Training Center; rent for executive space in the District of Columbia; offsite and public meeting space requests; rent and utility subsidies for space in HQ occupied by the U.S. Food and Drug Administration; facilities management, including operation and maintenance services, interior upkeep, building alterations, custodial services, office furniture, labor services, and property asset inventory management; administrative services, including fleet management, transit subsidies, print and publication services, corporate rulemaking, supplies, editorial services, graphic design services, postage and mail equipment, mail and courier services, and multimedia services; and physical and personnel security services, including HQ and regional guard services, security for offsite and public meetings, drug testing, security investigations, security equipment, Federal protection security services, and insider threat analyses.

**CHANGES FROM FY 2016 ENACTED BUDGET**

In FY 2017, resources decrease following a reduction in the number of floors (from two to one) planned for renovation and staff consolidation (i.e., modernization) in the White Flint Complex. This is a continued effort following consolidation of the NRC HQ campus and subsequent release of NRC satellite leased space in FY 2015. Resource decreases are slightly offset by an increase to support the Federal mandate for revised Federal Investigative Standards, increasing the frequency of security reinvestigations from every 10 years to every 5 years.

**FINANCIAL MANAGEMENT**

The Financial Management budget supports maintenance and operation of the agency's financial systems, budget development and execution, agency financial services, accounting and reporting activities, administration of the internal control program, and strategic and performance planning. These activities promote effective and efficient management of agency financial resources.

**CHANGES FROM FY 2016 ENACTED BUDGET**

In FY 2017, resources increase to address the agency's Information Technology/Information Management portfolio to ensure that adequate funding is provided for operations and maintenance of core financial systems. Additionally, resources support investments in the agency's Cost Accountability Program, the associated time and labor data collection system and implement necessary improvements to increase transparency in fee policy development and fee billing.

### **HUMAN RESOURCE MANAGEMENT**

The Human Resource Management budget provides resources for recruitment and staffing activities; work-life services, including employee counseling; employee and labor relations; and agencywide policy development and strategic workforce planning. In addition, resources provide for permanent change-of-station activities, including resident inspector moves.

#### **CHANGES FROM FY 2016 ENACTED BUDGET**

In FY 2017, resources decrease, primarily due to reductions in work-life service activities. Resources also decrease for recruiting and permanent change-of-station activities, as a result of anticipated reductions in program requirements.

### **INFORMATION MANAGEMENT**

The Information Management program develops and implements the framework and technologies for managing and protecting information in a way that ensures it is available to support a stable and predictable regulatory environment. Resources provide for maintaining current operations relating to the management of physical and electronic content and records, Sensitive Unclassified Non-Safeguards Information policy and reviews, Controlled Unclassified Information implementation, Privacy Act compliance, Freedom of Information Act (FOIA) support, information collections support, public document room and public meeting support, and the technical library.

#### **CHANGES FROM FY 2016 ENACTED BUDGET**

In FY 2017, resources increase to address the funding for nondiscretionary core systems and services, including the Agencywide Document Access and Management System, FOIA support, Enterprise Search and Public Web Site Search Services, and Secure Video Teleconferencing for event response. This increase is partially offset by decreased costs for the document processing center.

### **INFORMATION TECHNOLOGY**

The IT portfolio supports: the following: (1) development of a flexible technology infrastructure that offers the foundation to consistently deliver IT solutions to further the agency's objectives and strategies, (2) improvement of the value of agency IT solutions by providing the right products and services when and where needed to support the agency's mission, which enables the staff to easily find and use the information it needs to work effectively, (3) improvement of enterprise IT planning, budgeting, and performance management tools to effectively manage IT resources and investments in a manner that is clear and transparent to stakeholders, and (4) protection of classified and Safeguards Information and prevention of unauthorized disclosures of NRC information. The agency's IT portfolio includes agencywide IT infrastructure investments described in this section, IT systems associated with specific Corporate Support functions discussed in this appendix, and Mission IT investments that are budgeted in the programmatic business lines that they directly support. Appendix IV, "Federal Information Technology Acquisition Reform Act Requirements," contains a complete list of major IT investments.



**CHANGES FROM FY 2016 ENACTED BUDGET**

Resources will fund the following new and ongoing development, modernization, and enhancement activities: improve IT solution flexibility in accommodating an increasingly mobile workforce; continue to reduce the NRC's data center footprint by consolidating data center services; continue to support the Digital Service team responsible for driving efficiency and effectiveness of the agency's highest impact digital services; and modernize key system interfaces to leverage the new Authoritative Data Source. In FY 2017, resources decrease as a result of reducing internal services and other efficiencies.

**OUTREACH**

The Outreach budget supports outreach activities, which include maintaining the civil rights complaints process; promoting affirmative employment, diversity, and inclusion; ensuring compliance with small business laws; conducting business development assistance and providing the maximum practicable prime and subcontract opportunities for small businesses; and continuing efforts to implement the NRC's Outreach and Compliance Coordination Program, in accordance with applicable Federal civil rights statutes and NRC regulations. Additionally, resources provide grants for minority-serving institutions to assist them in producing a skilled diverse science, technology, engineering, and mathematics workforce.

**CHANGES FROM FY 2016 ENACTED BUDGET**

In FY 2017, there are no significant resource changes to the Outreach Product Line.

**POLICY SUPPORT**

The Policy Support budget provides for the agency's Commissioners and additional policy support to the agency. Specifically, the budget provides resources for the following: agency policy formulation and guidance; legal advice and appellate adjudicatory support to the agency's Commissioners; independent evaluations of agency programs and implementation of Commission policy directives; advice and assistance to the Commissioners on Congressional and protocol issues, and public affairs activities leading to openness and increased public confidence; management and oversight of agency programs; and interactions on matters of international nuclear safety and security issues and developments.

**CHANGES FROM FY 2016 ENACTED BUDGET**

In FY 2017, resources increase to support the full amount necessary for five Commissioners.

**TRAINING**

The Corporate Training budget provides resources for the agency's training infrastructure, including operation of the Professional Development Center, agency leadership programs such as the Senior Executive Service Career Development Program, organizational development, training systems, and some external training. Mission training resources are budgeted in the major program business line. These resources support mission-related qualification and non-qualification training, simulator training and maintenance, and mission-related external training.

## APPENDIX A: CORPORATE SUPPORT

### CHANGES FROM FY 2016 ENACTED BUDGET

In FY 2017, resources increase for leadership training, IT security training in support of role-based cyber security training, and course delivery and development.

### OTHER INDICATORS

#### ACQUISITION

Percentage of Eligible Service Contracting Dollars (Contracts Over \$25,000) That Use Performance-Based Contracting Techniques during the Fiscal Year (CS-01)						
	FY 2012	FY 2013	FY 2014	FY 2015	FY 2016	FY 2017
Target	65	65	65	65	65	65
Actual	60.50	66	64	68		

Synopsis for Acquisitions that Are Posted on the Governmentwide Point-of-Entry Web site ( <a href="http://www.FedBizOpps.gov">www.FedBizOpps.gov</a> ) during the Fiscal Year* (CS-02)						
	FY 2012	FY 2013	FY 2014	FY 2015	FY 2016	FY 2017
Target	100	100	100	100	100	100
Actual	100	100	100	100		

*\*Percentage of required synopsis for acquisitions that are posted on the Governmentwide point-of-entry Web site ([www.FedBizOpps.gov](http://www.FedBizOpps.gov)) during the FY. Synopses for acquisitions are those valued at over \$25,000, for which widespread notice is required, including all associated solicitations except for acquisitions covered by an exemption in the Federal Acquisition Regulations.*

#### ADMINISTRATIVE SERVICES

Percentage of Milestones Met Related to Maintenance and Operations of NRC Headquarters Facilities To Ensure Functionality, Asset Preservation, Safety Accessibility, and Energy Efficiency (CS-03)						
	FY 2012	FY 2013	FY 2014	FY 2015	FY 2016	FY 2017
Target	New indicator for FY 2016				85	Discontinued*
Actual						

*\*This is an internal indicator used to measure the performance of the maintenance contractor and to ensure the reliability of building equipment and systems. As such, the NRC does not believe external reporting would add value.*

Percentage of Time Physical Security Responds within 15 Minutes of Notification to Incidents That Result in Harm to Occupants, Damage to NRC Property, or Loss of Protected Information (CS-04)						
	FY 2012	FY 2013	FY 2014	FY 2015	FY 2016	FY 2017
Target	New indicator for FY 2016				90	90
Actual						

#### FINANCIAL MANAGEMENT

Percentage of Collections Achieved When Compared with Projected Collections (CS-05)						
	FY 2012	FY 2013	FY 2014	FY 2015	FY 2016	FY 2017
Target	100	100	100	100	100	100
Actual	99.3	98.6	93.6*	99.6		

*\*Contributing factors to missing the target include a fee policy written to collect 98 percent of the 90 percent target and a Final Fee Rule that did not become effective until the end of August, leaving no time to recover from licensee delays in payment of fees.*

**APPENDIX A: CORPORATE SUPPORT**

<b>Percentage of Annual Billings that Are Past Due Accounts Receivable (CS-06)</b>						
	FY 2012	FY 2013	FY 2014	FY 2015	FY 2016	FY 2017
Target	1	1	1	1	1	1
Actual	1	1	1	1		

<b>Percentage of Nonsalary Payments Made Electronically and Accurately within Established Schedule (CS-07)</b>						
	FY 2012	FY 2013	FY 2014	FY 2015	FY 2016	FY 2017
Target	98	98	98	98	98	98
Actual	98	98	98	98		

**INFORMATION MANAGEMENT**

<b>Number of Targets Met Out of 4 for Key Information Dissemination Channels, including Public Meeting Notices and Freedom of Information Act Requests* (CS-09)</b>						
	FY 2012	FY 2013	FY 2014	FY 2015	FY 2016	FY 2017
Target	3	3	3	3	3	4
Actual	3	3	4	3		

*\*Targets: (1) Percentage of time the NRC responds to Freedom of Information Act requests within 20 working days (75 percent), (2) percentage of Category 1,2, and 3 meetings on regulatory issues for which the NRC posted a meeting notice on the public meeting notice Web site at least 10 days in advance of the meeting (90 percent), (3) percentage of nonsensitive, unclassified regulatory documents generated by the NRC and sent to the agency's Document Processing Center that are released to the public by the 6th working day after the date of the document (90 percent), (4) percentage of nonsensitive, unclassified regulatory documents received by the NRC that are released to the public by the 6th working day after the document is added to the Agencywide Documents Access and Management System main library (90 percent).*

<b>The NRC's Score on the Annual American Customer Satisfaction Index for Federal Web Sites (CS-10)</b>						
	FY 2012	FY 2013	FY 2014	FY 2015	FY 2016	FY 2017
Target	New indicator in FY 2013	73	73	73	73	73
Actual		76	76	79		

**INFORMATION TECHNOLOGY**

<b>Percentage of Agency Investments That Are Green per OMB's IT Dashboard (CS-11)</b>						
	FY 2012	FY 2013	FY 2014	FY 2015	FY 2016	FY 2017
Target	7.5	7.0	7.5*	80	80	80
Actual	Target met	Target met	Target met	Target met		

*\*The Office of Management and Budget (OMB) Exhibit 300 score indicator has been replaced by the IT Dashboard score. The indicator target was changed in FY 2013 to reflect OMB's revised approach to IT Dashboard scoring.*

**APPENDIX A: CORPORATE SUPPORT**

<b>Satisfactory Rating Achieved for the NRC's Cybersecurity Program Effectiveness Based upon the Annual Inspector General Federal Information Security Management Act (FISMA) Audit* (CS-13)</b>						
	FY 2012	FY 2013	FY 2014	FY 2015	FY 2016	FY 2017
Target	New indicator in FY 2013	Yes	Yes	Yes	Yes	Yes
Actual		The Office of the Inspector General (OIG) did not report any material weaknesses in its evaluation report (OIG-13-A-03). (A FISMA score was not issued.)	OIG did not report any material weaknesses in its evaluation report (OIG-15-A-02).	OIG did not report any material weaknesses in its evaluation report (OIG-16-A-01)		
<p><i>*This indicator replaces the output indicator "IT Security Risk Management - Percent of operational applications and general support systems that have met the NRC's annual risk management activities requirements in accordance with guidance from the CIO," from the FY 2011 budget.</i></p>						

**BUDGET AUTHORITY BY FUNCTION**

The U.S. Nuclear Regulatory Commission’s (NRC’s) budget authority is aggregated into the major categories of salaries and benefits, contract support, and travel. Salaries and benefits are estimated based on full-time equivalents, pay rates, pay raise assumptions, and effective pay periods for pay raises. Benefits costs include the Government’s contributions for retirement, health benefits, life insurance, Medicare, Social Security, and the Thrift Savings Plan. Contract support comprises obligations for commercial contracts; interagency agreements; grants; and other non-travel services, such as rent and utility payments. Travel costs primarily comprise expenses for nuclear reactor inspection trips.

<b>Total NRC Budget Authority by Function</b> (Dollars in Millions)			
	<b>FY 2016 Enacted</b>	<b>FY 2017 Request</b>	<b>Changes from FY 2016</b>
	<b>\$M</b>	<b>\$M</b>	<b>\$M</b>
<b>Salaries and Expenses (S&amp;E)</b>			
Salaries and Benefits	587.8	581.8	(6.0)
Contract Support	379.2	365.5	(13.7)
Travel	23.1	22.9	(0.2)
<b>Total (S&amp;E)</b>	<b>\$990.0</b>	<b>\$970.2</b>	<b>\$(19.8)</b>
<b>Office of the Inspector General (OIG)</b>			
Salaries and Benefits	10.8	10.6	(0.1)
Contract Support	1.1	1.2	0.1
Travel	0.3	0.2	0.0
<b>Total (OIG)</b>	<b>\$12.1</b>	<b>\$12.1</b>	<b>\$0.0</b>
<b>Total NRC Appropriations</b>			
Salaries and Benefits	598.5	592.4	(6.1)
Contract Support	380.3	366.7	(13.6)
Travel	23.3	23.2	(0.2)
<b>Total (NRC)</b>	<b>\$1,002.1</b>	<b>\$982.3</b>	<b>\$(19.8)</b>

\$M includes FTE costs as well as contract support and travel. Numbers may not add due to rounding.



<b>Estimated Fee Recovery</b> (Dollars in Millions)		
	<b>FY 2016 Projection \$M</b>	<b>FY 2017 Projection \$M</b>
<b>Total Appropriation<sup>1</sup></b>	<b>1,002.1</b>	<b>982.3</b>
Less Non-Fee Items	(20.9)	(25.4)
<b>Balance (Base)</b>	<b>981.2</b>	<b>956.9</b>
Fee Recovery Rate	90.0	90.0
<b>Total Amount to be Recovered</b>	<b>883.1</b>	<b>861.2</b>
Billing & Carryover Adjustments <sup>2</sup>	(6.8)	(6.8)
<b>Adjusted Recovery Amount</b>	<b>\$876.3</b>	<b>\$854.4</b>
<b><u>Non-Fee Items Details</u></b>		
Waste Incidental to Reprocessing	1.5	1.4
Generic Homeland Security	18.5	18.0
Defense Nuclear Facilities Safety Board	1.0	1.0
Advanced Reactors Research and Development	0.0	5.0
<b>Total Non-Fee Items</b>	<b>\$20.9</b>	<b>\$25.4</b>
<b><u>Adjusted Recovery Amount Details</u></b>		
Estimated Part 170 Fees	317.2	309.3
Percent of Adjusted Recovery Amount	36.2	36.2
Estimated Part 171 Annual Fees	559.1	545.1
Percent of Adjusted Recovery Amount	63.8	63.8
<b>Adjusted Recovery Amount</b>	<b>\$876.3</b>	<b>\$854.4</b>

\$M includes FTE costs as well as contract support and travel. Numbers may not add due to rounding.

<sup>1</sup>Includes both salaries and expenses and Inspector General appropriations

<sup>2</sup>Includes estimated unpaid invoices and payments for prior year invoices





**APPENDIX D: SUMMARY OF REIMBURSABLE WORK**

<b>Summary of Reimbursable Work</b> (Dollars in Millions)		
Description of Work	FY 2016 Enacted \$M	FY 2017 Request \$M
<b>TECHNICAL ASSISTANCE TO OTHER FEDERAL AGENCIES</b>		
Employee Detail to Domestic Nuclear Detection Office (DHS)	0.174	0.174
Fuel Cycle Research and Development (DOE)	0.250	0.250
Joint Funding of International Commission on Radiological Protection Activities (EPA)	0.025	0.000
Office of Hearings and Appeals Employee Detail (DOE)	0.218	0.000
Revalidation of Selected Foreign Certificates for Packages (Casks) (DOE)	0.100	0.100
Route Reviews (DOE)	0.000	0.040
U.S. Navy Reviews	0.012	0.012
Waste Actions for Hanford (DOE)	0.100	0.100
<b>COOPERATIVE RESEARCH</b>		
Foreign Cooperative Research Agreements (Multiple)	2.435	1.720
<b>INTERNATIONAL ASSISTANCE</b>		
International Invitational Travel (International Atomic Energy Agency, foreign governments, and international organizations)	0.325	0.350
Invitational Travel (American Institute in Taiwan)	0.025	0.025
<b>SECURITY RELATED ACTIVITIES</b>		
Criminal History Program	1.700	1.700
Information Access Authorization Program	0.480	0.540
Material Access Authorization Program	0.000	0.000
<b>FACILITIES REVENUE</b>		
Parking Receipts	0.015	0.015
Recycling Reimbursements (GSA)	0.008	0.008
<b>AGENCY TOTAL</b>	<b>\$5.867</b>	<b>\$5.034</b>

\$M includes FTE costs as well as contract support and travel. Numbers may not add due to rounding. Does not include classified reimbursable work agreements. \$M represents new reimbursable budget authority expected in the fiscal year from Federal agencies or other outside sources.



## **FEDERAL INFORMATION TECHNOLOGY ACQUISITION REFORM ACT REQUIREMENTS**

### **INFORMATION TECHNOLOGY RESOURCES STATEMENTS**

The U.S. Nuclear Regulatory Commission's (NRC) Chief Information Officer (CIO) affirms that he has reviewed and approved the major information technology (IT) investments portion of the budget request.

The NRC's Chief Financial Officer (CFO) and CIO affirm that the agency's CIO had a significant role in reviewing planned IT support for major program objectives and significant increases and decreases in IT resources.

The NRC's CFO and CIO affirm that the IT Portfolio includes appropriate estimates of all IT resources included in the budget request.

## APPENDIX E: FITARA REQUIREMENTS

### NRC IT Table: Major IT Investments (Dollars in Millions)

Ull	Major IT Investment Title	Program Area	(Prior Year) FY 2015 ENACTED			(Current Year) FY 2016 ENACTED			(Budget Year) FY 2017 REQUEST		
			CS&T (\$M)	FTE	Total (\$M)	CS&T (\$M)	FTE	Total (\$M)	CS&T (\$M)	FTE	Total (\$M)
429-000002500	Financial Services	Financial Management	5.447000	10.25	7.117750	7.240000	9.25	8.649145	9.496000	10.00	11.066000
429-000002600	Enterprise-wide Acquisition Services	Financial Management	3.749000	5.00	4.564000	3.661000	3.00	4.118020	4.474000	3.00	4.945000
429-000003600	Incident Response	Corporate Support	0.121000	1.50	0.365500	0.000000	0.00	0.000000	0.000000	0.00	0.000000
429-000003600	Incident Response	Nuclear Reactor Safety	2.455000	2.50	2.862500	3.111000	2.50	3.534000	3.608000	3.00	4.121000
429-000006500	Data Center and Hosting	Corporate Support	12.982000	18.25	15.956750	13.066000	11.50	14.817910	13.030000	11.50	14.835500
429-000006500	Data Center and Hosting	Nuclear Reactor Safety	0.000000	0.00	0.000000	0.045000	0.00	0.045000	0.067000	0.00	0.067000
429-000006700	Office Automation and User Support	Corporate Support	21.947000	37.50	28.059500	20.465000	45.25	27.358385	20.113000	35.75	25.726000
429-000006700	Office Automation and User Support	Nuclear Materials and Waste Safety	0.000000	0.00	0.000000	1.191000	0.00	1.191000	1.446000	0.00	1.446000
429-000006700	Office Automation and User Support	Nuclear Reactor Safety	0.013000	0.00	0.013000	4.455000	0.00	4.455000	5.081000	0.00	5.081000
429-000008200	Materials Licensing and Oversight	Nuclear Materials and Waste Safety	8.700000	10.00	10.330000	9.373000	9.50	10.979000	8.875000	7.50	10.158000
429-000008400	Reactor Licensing and Oversight	Nuclear Reactor Safety	1.166000	1.50	1.410500	6.800000	10.00	8.490000	7.336000	11.00	9.217000
<b>Total</b>			<b>56.580000</b>	<b>86.50</b>	<b>70.679500</b>	<b>69.407000</b>	<b>91.00</b>	<b>83.637460</b>	<b>73.526000</b>	<b>81.75</b>	<b>86.662500</b>

## **CORPORATE AND OFFICE SUPPORT BUDGET REALIGNMENT**

### **Overhead Assessment**

The U.S. Nuclear Regulatory Commission's (NRC's) definition of "overhead" has changed over time, based on changing perceptions of the concept of support activities. Starting in the fiscal year (FY) 2011 budget, the NRC characterized overhead as Corporate Support and Office Support. Corporate Support includes acquisitions, administrative services, financial management, human resource management, information management, information technology (IT), international activities, outreach, policy support, and associated training and travel. Office Support includes top-level management, administrative assistants, and other office support staff who work in the program mission areas. The creation of Office Support had the unintended consequences of increasing the resources the agency identifies as overhead. These additional resources are included with the programs in the FY 2017 Performance Budget.

During the FY 2017 budget formulation process, the agency reduced and more appropriately categorized resources labeled as overhead. As part of the FY 2017 budget formulation process, the agency made efforts to identify resources that should be categorized in the mission areas they support.

As part of this, the NRC contracted with Ernst & Young (EY) to conduct a review of the agency's overhead functions and to identify ways to reduce costs with no impact on the agency's ability to carry out its mission. The specific objectives of the contract were as follows:

- Provide a standard definition of overhead; identify any Governmentwide issues and standard guidance related to overhead.
- Conduct a high-level benchmarking of the agency's overhead functions to the processes and functions used by other similarly situated Federal agencies.
- Make recommendations to adjust the NRC budget structure to align overhead and support functions with best practices of other similarly situated Federal agencies and applicable Federal guidance.
- Make recommendations to reduce costs for the NRC support functions that are in line with Federal Government best practices without affecting the ability to meet organizational mission statements.

EY found that the CxO Council uses five corporate support cost categories: acquisition, financial management, IT, human capital, and real property. NRC corporate costs in these areas are roughly in line with peer agencies, when compared using the CxO Council's categories. However, because of its mission, the NRC has additional security requirements that contribute to higher costs in areas such as physical and personnel security. Additionally, none of the reviewed agencies make a budgetary distinction between agencywide (Corporate Support) and office-specific mission support (Office Support) costs. As part of the recommendation to adjust the NRC budget structure to align overhead and support functions with best practices of other similarly situated Federal agencies and general Federal practices, EY recommended the following:

- Elimination of office-specific mission support (Office Support) by aligning the associated resources to the specific programmatic business lines they support;

## **APPENDIX F: CORPORATE AND OFFICE SUPPORT BUDGET REALIGNMENT**

- Elimination of the International Activities Product Line from the Corporate Support Business Line; and
- Evaluation of selected budgeted activities for removal from the Corporate Support Business Line.

### **Budget Realignment**

Informed by the EY overhead assessment, the NRC reviewed activities currently categorized as Corporate Support and Office Support during the FY 2017 budget process. Previously, the NRC allocated Office Support resources to business lines in the budget and included them with the Corporate Support costs as overhead in the NRC Annual Fee Rule. In the FY 2017 request, the NRC budgeted Office Support resources directly in the mission areas they support. This change provides the major advantage of consistency between the NRC budget and the Annual Fee Rule. The budget structure realignment eliminates Office Support by aligning the associated resources to the specific programmatic business lines they support. The Corporate Support resources that were realigned are described below.

The majority of the International Activities Product Line activities were moved to programmatic business lines/International Activities Product Lines. The activities include international cooperation, international assistance, export/import licensing, and supervisory staff. The remaining resources were moved to the Corporate Support/Policy Support Product Line.

Selected Policy Support Product Line activities were moved to programmatic business lines and product lines for legal and technical activities that can be aligned with the specific program business lines that they currently support. Furthermore, resources associated with the Regulatory Information Conference under the Outreach Product Line were moved to the Operating Reactors Business Line/Licensing Product Line, where most of the stakeholder participation is located.

In addition, selected IT resources were moved to the Operating Reactors Business Line that the activities primarily support. These activities include e-rulemaking, classified communication systems, classified network, classified scan, communications security, homeland secure data network, key management infrastructure, secure fax, secure video teleconferencing, and high-performance computing. Other IT resources were allocated to program business lines, because their unit costs can be readily identified and allocated on a per-unit basis contained in the IT contracts. These activities include resources to support email messaging, file and print, workstations, network components, and remote access.

The NRC also implemented a split salaries and benefits (S&B) rate for Corporate Support and programmatic business line full-time equivalents (FTE) on the basis that overhead staff is on average, at somewhat lower grade levels than the technical staff, resulting in an S&B differential between the two groups.

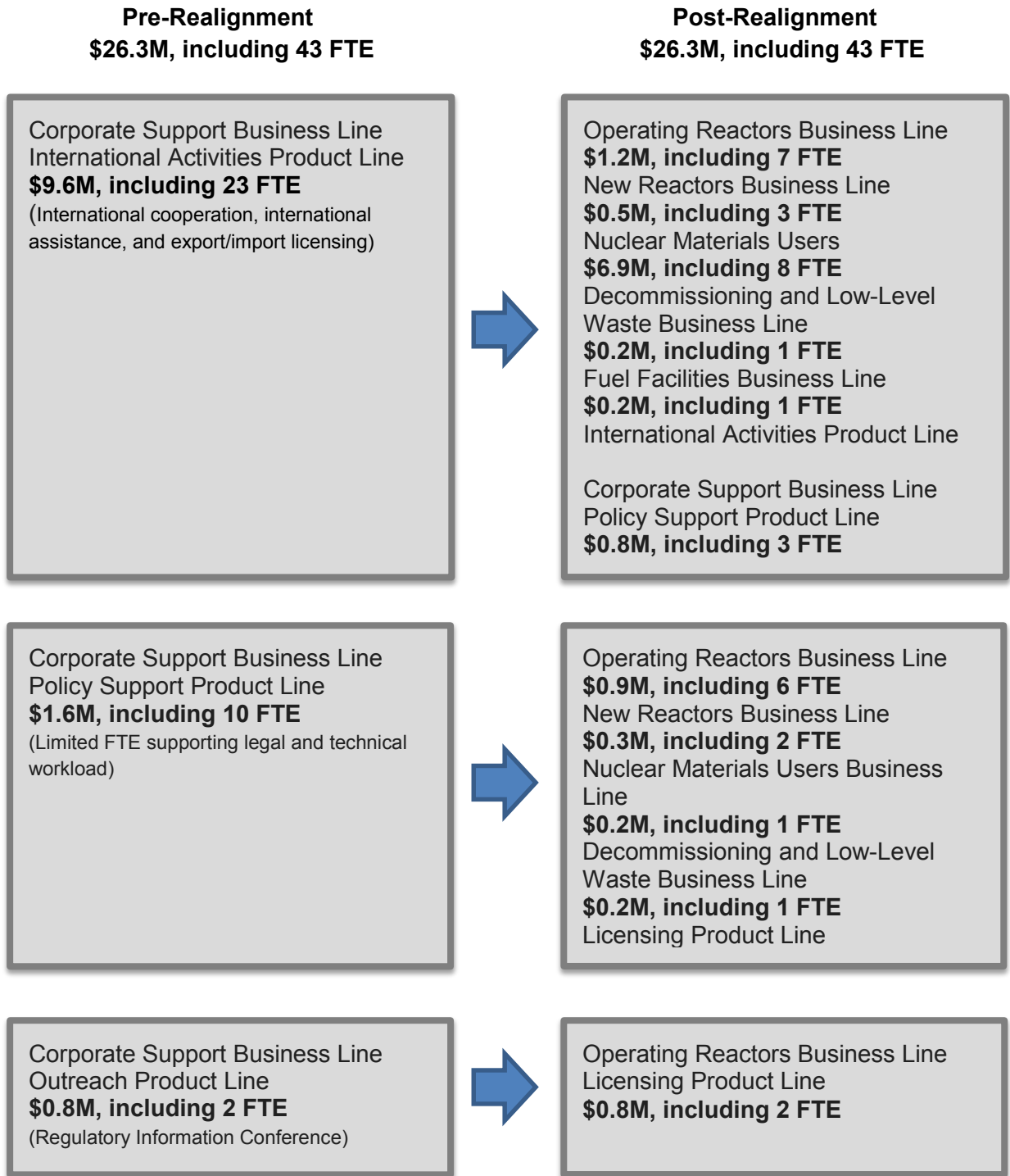
Finally, as part of FY 2016 implementation planning, selected resources were identified in the Nuclear Reactor Safety Program that were better represented as Corporate Support resources.

The objective of the budget structure realignment is to present a budget more comparable with other Federal agencies. Redefining Corporate Support will also improve alignment between the budget and the fee rule.

**APPENDIX F: CORPORATE AND OFFICE SUPPORT BUDGET REALIGNMENT**

The figure below provides a direct crosswalk for realignment of Corporate Support resources and does not include the allocation of full costs. Resource impacts due to these changes and other direct programmatic changes are addressed in each business line chapter of the Performance Budget.

**Corporate Support Resources Realignment Crosswalk\***



**APPENDIX F: CORPORATE AND OFFICE SUPPORT BUDGET REALIGNMENT**

**Pre-Realignment**

**Post-Realignment**

Corporate Support Business Line  
 Administrative Services Product Line  
**\$0.1M**  
 Information Management Product Line  
**\$2.2M, including 2 FTE**  
 Information Technology Product Line  
**\$0.4M**  
 (E-rulemaking, classified communication systems, classified network, classified scan, communication security, homeland secure data network, key management infrastructure, secure FAX, secure video teleconferencing, and high performance computing)



Operating Reactors Business Lines  
**\$2.7M, including 2 FTE**

Corporate Support Business Line  
 Information Technology Product Line  
**\$10.7M**  
 (Email and messaging, file and print, workstations, network components, and remote access)



Operating Reactors Business Line  
**\$6.4M**  
 New Reactors Business Line  
**\$1.9M**  
 Fuel Facilities Business Line  
**\$0.5M**  
 Nuclear Materials Users Business Line  
**\$0.9M**  
 Spent Fuel Storage and Transportation Business Line  
**\$0.5M**  
 Decommissioning and Low-Level Waste Business Line  
**\$0.5M**

Operating Reactors Business Line  
**\$0.6M, including 4 FTE**  
 (Limited FTE supporting human resource activities)  
**\$0.3M, including 2 FTE**  
 (Limited FTE supporting Freedom of Information Act activities)



Corporate Support Business Line  
 Human Resources Management Product Line  
**\$0.6M, including 4 FTE**  
 Information Management Product Line  
**\$0.3M, including 2 FTE**

\*Dollar values include FTE costs as well as contract support and travel. Numbers may not add due to rounding.



**U.S. Nuclear Regulatory Commission  
Planned Rulemakings  
As of January 12, 2016**

Identification Information					Schedule					
Item #	Title of Rule	Priority	Docket ID	RIN	Rule Initiation	Regulatory Basis	Proposed Rule to EDO/ Commission	Proposed Rule Published	Final Rule to EDO/ Commission	Final Rule Published
1	Mitigation of Beyond Design Basis Events (MBDBE)	High	NRC-2011-0189, NRC-2014-0240	AJ49	10/18/11	10/7/13	4/30/15	11/13/15	12/16/16	6/13/17
2	Performance-Based Emergency Core Cooling System Acceptance Criteria	High	NRC-2008-0332	AH42	3/31/03	5/30/08	3/1/12	3/24/14	2/29/16	3/1/17
3	Enhanced Security for Special Nuclear Material (formerly Physical Protection for Category I, II, and III Special Nuclear Material)	High	NRC-2014-0118	AJ41	2/8/06	2/25/15	9/2/16	3/2/17	3/15/18	9/15/18
4	Revision of Fee Schedules: Fee Recovery for FY 2017	High	TBD	TBD	TBD	TBD	TBD	TBD	TBD	TBD
5	Enhanced Weapons, Firearms Background Checks, and Security Event Notifications	High	NRC-2008-0465/2011-0018	AI49	8/8/05	N/A	3/16/15	9/22/15	5/23/16	3/1/17
6	Risk-Informed Changes to Loss-of-Coolant Accident Technical Requirements	High	NRC-2004-0006	AH29	3/31/03	N/A	6/9/09	8/10/09	12/10/10	TBD
7	Drug and Alcohol Testing: Technical Issues and Editorial Changes	High	NRC-2012-0079	AJ15	9/1/11	3/1/17	12/1/18	6/1/19	6/1/20	12/1/20
8	Amendments to List of Approved Spent Fuel Storage Cask [This is a placeholder for an annual recurring rule.]	High	N/A	N/A	N/A	N/A	N/A	N/A	N/A	N/A

**APPENDIX G: PLANNED RULEMAKINGS**

Identification Information					Schedule					
Item #	Title of Rule	Priority	Docket ID	RIN	Rule Initiation	Regulatory Basis	Proposed Rule to EDO/ Commission	Proposed Rule Published	Final Rule to EDO/ Commission	Final Rule Published
9	Enhanced Weapons for Spent Fuel Storage Installations and Transportation -- Section 161A Authority	High	N/A	AJ55	8/15/08	11/30/16	3/1/18	8/1/18	7/2/19	1/30/20
10	Cyber Security for Fuel Facilities	High	NRC-2015-0179	AJ64	3/24/15	3/24/16	3/17/17	9/17/17	6/11/18	10/16/18
11	Modified Small Quantities Protocol	High	NRC-2015-0263	AJ70	7/21/15	N/A	N/A	N/A	9/30/16	12/1/16
12	Fitness-for-Duty (Health and Human Services (HHS) Requirements)	High	NRC-2009-0225	AI67	9/1/12	7/1/13	3/31/16	6/30/16	3/31/17	9/31/17
13	Defense against Common Mode Failures in Digital Instrumentation and Control Systems	High	NRC-2015-0040	AJ57	9/1/13	5/31/16	8/31/17	2/28/18	2/28/19	8/31/19
14	Regulatory Guide (RG) 1.84, Rev. 38; RG 1.147, Rev. 19; and RG 1.192, Rev. 3; Approval of American Society of Mechanical Engineers Code Cases (see 10 CFR 50.55a)	High	N/A	N/A	7/1/14	4/1/16	4/1/17	12/1/17	4/1/18	12/1/18
15	Institute of Electrical and Electronic (IEEE) Standard 603-2009	High	NRC-2011-0089	AI98	9/1/09	8/1/11	8/24/15	2/29/16	2/23/17	8/23/17
16	Regulatory Guide (RG) 1.84, Rev. 39; and RG 1.147, Rev. 20; and 1.192, Rev. 4; Approval of American Society of Mechanical Engineers Code Cases (see 10 CFR 50.55a)	High	N/A	N/A	5/1/16	7/1/18	2/28/19	3/31/19	2/28/20	3/31/20
17	2017 Edition of the American Society of Mechanical Engineers Boiler and Pressure Vessel Code	High	N/A	N/A	7/1/17	3/1/18	10/1/18	11/1/18	10/1/19	2/1/20

**APPENDIX G: PLANNED RULEMAKINGS**

Identification Information					Schedule					
Item #	Title of Rule	Priority	Docket ID	RIN	Rule Initiation	Regulatory Basis	Proposed Rule to EDO/ Commission	Proposed Rule Published	Final Rule to EDO/ Commission	Final Rule Published
18	2016 Edition of the American Society of Mechanical Engineers Operations and Maintenance Code	High	N/A	N/A	7/1/16	3/1/17	10/1/17	11/1/17	10/1/18	2/1/19
19	2015 Edition of the American Society of Mechanical Engineers Boiler & Pressure Vessel Code	High	N/A	N/A	7/1/15	1/15/16	10/15/16	11/15/16	10/15/17	2/28/18
20	Clarifying Requirements in Part 21, Reporting of Defects and Noncompliance	High	NRC-2012-0012	AJ09	9/29/11	8/7/15	9/28/16	2/17/17	12/11/17	6/1/18
21	Regulatory Improvements for Power Reactors Transitioning to Decommissioning	High	NRC-2015-0070	AJ59	12/30/14	6/30/17	4/30/18	7/31/18	9/30/19	3/31/20
22	Advanced Power Reactor (APR)-1400 (KEPCO) Design Certification	High	NRC-2015-0224	AJ67	TBD	TBD	TBD	TBD	TBD	TBD
23	Emergency Preparedness Requirements for Small Modular Reactors	Medium	NRC-2015-0225	AJ68	TBD	TBD	TBD	TBD	TBD	TBD
24	Parts 50 and 52 Licensing Process Alignment	Medium	NRC-2009-0196	AI66	TBD	TBD	TBD	TBD	TBD	TBD
25	Dose Assessments for Radioactive Effluents	Medium	NRC-2014-0044	AJ38	12/17/2012	N/A	N/A	N/A	N/A	N/A
26	Non-Power Reactor (NPR) License Renewal	Medium	NRC-2011-0087	AI96	8/26/09	10/2/12	3/25/16	9/25/16	9/7/18	7/18/19
27	Part 71, Compatibility with International Atomic Energy Agency Transportation Standards, SSR-6, 2012 Edition	Medium	N/A	N/A	6/1/16	4/1/18	10/1/19	2/15/20	5/15/21	9/15/21
28	Revisions to Reactor Vessel Material Surveillance Program Requirements	Medium	NRC-2008-0582	AG98	8/8/14	9/23/16	7/17/17	10/27/17	10/17/18	1/31/19

**APPENDIX G: PLANNED RULEMAKINGS**

Identification Information					Schedule					
Item #	Title of Rule	Priority	Docket ID	RIN	Rule Initiation	Regulatory Basis	Proposed Rule to EDO/ Commission	Proposed Rule Published	Final Rule to EDO/ Commission	Final Rule Published
29	10 CFR Part 110, Export and Import of Nuclear Equipment and Material; Updates and Clarifications	Medium	NRC-2014-0201	AJ45	9/1/14	11/9/15	6/1/16	9/1/16	11/1/16	2/1/17
30	Part 37 Rulemaking	Medium	NRC-2015-0094	N/A	8/1/16	8/1/17	8/1/18	2/1/19	2/1/20	8/1/20
31	Radiation Protection	Medium	NRC-2009-0279	AJ29	12/17/12	3/1/16	NA	N/A	NA	NA
32	Groundwater Protection At In Situ Leach Uranium Recovery Facilities	Medium	NRC-2008-0421	AI40	3/24/06	4/3/06	11/19/18	2/1/19	3/20/20	9/20/20
33	Adjustment of Civil Penalties for Inflation (Parts 2 and 13)	Medium	N/A	N/A	9/1/14	12/1/16	12/1/16	3/1/17	12/1/16	3/1/17
34	Financial Qualifications for Reactor Licensing	Medium	NRC-2014-0161	AJ43	4/24/14	12/9/15	3/1/17	9/1/17	8/1/18	2/1/19
35	U.S. Nuclear Regulatory Commission Acquisition Regulation (NRCAR) – 48 CFR Chap. 20	Medium	NRC-2014-0033	AJ36	6/1/14	N/A	7/1/16	8/1/16	12/1/16	2/1/17
36	Miscellaneous Technical Corrections [This is a placeholder for annual recurring rule]	Medium	N/A	N/A	9/1/15	N/A	N/A	N/A	N/A	12/1/16
37	Miscellaneous Administrative Rulemaking (e.g., internal organizational changes) [This is a placeholder for annual recurring rule]	Medium	N/A	N/A	9/1/15	N/A	N/A	N/A	N/A	7/1/16
38	Variable Annual Fee Structure for Small Modular Reactors	Medium	NRC-2008-0664	AI54	05/15/2015	N/A	10/16/2015	11/04/2015	02/18/2016	Possibly February 2016 or publish with Final FY 2016 Fee Rule (Item 4)
39	Amendments to Material Control and Accounting Regulations	Medium	NRC-2009-0096	AI61	2/5/09	3/23/10	9/30/13	11/8/13	11/11/16	4/30/17

**APPENDIX G: PLANNED RULEMAKINGS**

Identification Information					Schedule					
Item #	Title of Rule	Priority	Docket ID	RIN	Rule Initiation	Regulatory Basis	Proposed Rule to EDO/ Commission	Proposed Rule Published	Final Rule to EDO/ Commission	Final Rule Published
40	Cyber Security for Byproduct Material Licensees	Medium	N/A	AJ56	9/30/16	3/30/18	3/30/19	9/30/19	3/30/20	9/30/20
41	Items Containing Byproduct Material Incidental to Production (formerly Polymer (Polycarbonate or Polyester) Track Etched (PCTE) Membranes)	Medium	N/A	AJ54	8/13/12	12/1/16	12/1/17	6/1/18	6/1/19	12/1/19
42	Spent Fuel Reprocessing	Medium	N/A	AJ53	11/4/13	6/30/21	N/A	N/A	N/A	N/A
43	Dodd-Frank Act of 2010 Rulemaking	Low	N/A	N/A	9/1/14	N/A	N/A	N/A	4/1/20	8/1/20



**APPENDIX H: OBLIGATIONS BY CONTROL POINT**

<b>U.S. Nuclear Regulatory Commission</b>						
<b>Obligations by Control Point</b>						
<b>(Dollars in Millions)</b>						
<b>Control Point</b>	<b>FY 2015</b>			<b>FY 2016 (First Quarter)</b>		
	<b>Obligations \$M</b>	<b>Carryover \$M</b>	<b>Total \$M</b>	<b>Obligations \$M</b>	<b>Carryover \$M</b>	<b>Total \$M</b>
Nuclear Reactor Safety	779.3	32.7	812.0	151.6	0.0	151.6
Nuclear Materials and Waste Safety (excludes Decommissioning and Low-Level Waste and Nuclear Waste Fund)	164.4	2.1	166.5	32.0	0.0	32.0
Decommissioning and Low-Level Waste	39.5	0.5	40.0	7.1	0.0	7.1
Integrated University Program	15.0	0.5	15.5	0.0	0.0	0.0
Nuclear Waste Fund	0	2.3	2.3	0.0	1.0	1.0
<b>Total Salaries and Expenses Appropriation</b>	<b>\$998.2</b>	<b>\$38.1</b>	<b>\$1,036.3</b>	<b>\$190.6</b>	<b>\$1.0</b>	<b>\$191.6</b>
Office of Inspector General	11.2	1.2	12.4	2.5	0.1	2.6
<b>Total NRC Appropriation</b>	<b>\$1,009.5</b>	<b>\$39.3</b>	<b>\$1,048.7</b>	<b>\$193.1</b>	<b>\$1.1</b>	<b>\$194.2</b>

\$M includes FTE costs as well as contract support and travel. Numbers may not add due to rounding.





## **REPORT ON DRUG TESTING**

The U.S. Congress and the U.S. Department of Health and Human Services (HHS) initially approved the U.S. Nuclear Regulatory Commission's (NRC's) Drug Testing Program in August 1988, and the agency subsequently updated the program in November 1997. The program was revised again and received approval from HHS on August 23, 2007. The NRC's drug testing requirements for the nuclear industry (licensees), as imposed by agency regulations, are separate and distinct from this program and are not covered by this report. The NRC's Drug Testing Program under Executive Order (E.O.) 12564 includes random, applicant, voluntary, follow-up, reasonable suspicion, and accident-related drug testing. Testing was initiated for nonbargaining unit employees in November 1988, and for bargaining unit employees, in December 1990, after an agreement was negotiated with the National Treasury Employees Union. On August 25, 2008, the NRC's testing program was expanded to include all NRC sensitive positions as testing designated; therefore, all employees became subject to random drug testing.

During fiscal year 2015, the NRC conducted approximately 2,400 tests of all types between October 1, 2014, and September 30, 2015. There were three positive drug test results (one for marijuana, one for amphetamines, and one for cocaine). One individual is currently in the required follow-up program. One employee was terminated, as the test result was a verified second positive which, based on the NRC Drug Free Workplace Plan, requires removal from Federal service. The third employee resigned.

The NRC also completed internal quality control reviews during the past year to ensure that the agency's program continues to be administered in a fair, confidential, and effective manner.

The NRC's Drug Testing Program is based on the principles and guidance according to E.O. 12564, Public Law 100 71, HHS guidelines, and Commission decisions.



**ACRONYM LIST**

**10 CFR:** Title 10 of the *Code of Federal Regulations*

**ABWR:** Advanced Boiling-Water Reactor

**AEC:** Atomic Energy Commission

**AO:** Abnormal Occurrence

**APWR:** Advanced-Pressurized Water Reactor

**APR:** Advanced Power Reactor

**ASP:** Accident Sequence Precursor

**COL:** Combined License

**CRCPD:** Conference of Radiation Control Program Directors

**DC:** Design Certification

**DNFSB:** Defense Nuclear Facilities Safety Board

**DOE:** Department of Energy

**DOJ:** Department of Justice

**EDO:** Executive Director for Operations

**EO:** Executive Order

**EPR:** Evolutionary Power Reactor

**ESP:** Early Site Permit

**EY:** Ernst & Young

**FEVS:** Federal Employee Viewpoint Survey

**FISMA:** Federal Information Security Management Act

**FTE:** Full-Time Equivalent

**FY:** Fiscal Year

**GPRA:** Government Performance and Results Act of 1993

**GPRAMA:** Government Performance and Results Act and Modernization Act of 2010

## **APPENDIX J: ACRONYM LIST**

---

**HQ:** Headquarters

**ICSF:** Interim Consolidated Storage Facility

**IM:** Information Management

**IMC:** Inspection Manual Chapter

**IMPEP:** Integrated Materials Performance Evaluation Program

**ISFSI:** Interim Spent Fuel Storage Installation

**IT:** Information Technology

**KI:** Potassium Iodide

**LLW:** Low-Level Waste

**LLWR:** Large Light-Water Reactor

**NFPA:** National Fire Protection Association

**NMED:** Nuclear Materials Event Database

**NRC:** Nuclear Regulatory Commission

**NSTS:** National Source Tracking System

**NTTF:** Near-Tear Task Force

**OE:** Office of Enforcement

**OIG:** Office of the Inspector General

**OMB:** Office of Management and Budget

**OPM:** Office of Personnel Management

**PL:** Public Law

**RIS:** Regulatory Issue Summary

**ROP:** Reactor Oversight Process

**RTR:** Research and Test Reactor

**SCCS:** Safety Culture and Climate Survey

**SMR:** Small Module Reactor

**SNF:** Spent Nuclear Fuel

**SNM:** Special Nuclear Material

**STS:** Standard Technical Specifications

**TVA:** Tennessee Valley Authority

**U.S.:** United States

**USC:** United States Code

**WIR:** Waste Incidental to Reprocessing



**BIBLIOGRAPHIC DATA SHEET**

(See instructions on the reverse)

2. TITLE AND SUBTITLE

Nuclear Regulatory Commission  
Fiscal Year 2017 Congressional Budget Justification

3. DATE REPORT PUBLISHED

MONTH

YEAR

February

2016

4. FIN OR GRANT NUMBER

5. AUTHOR(S)

Ben Ficks, et. al.

6. TYPE OF REPORT

7. PERIOD COVERED (Inclusive Dates)

8. PERFORMING ORGANIZATION - NAME AND ADDRESS (If NRC, provide Division, Office or Region, U. S. Nuclear Regulatory Commission, and mailing address; if contractor, provide name and mailing address.)

Division of Planning and Budget  
Office of the Chief Financial Officer  
U.S. Nuclear Regulatory Commission  
Washington, DC 20555

9. SPONSORING ORGANIZATION - NAME AND ADDRESS (If NRC, type "Same as above", if contractor, provide NRC Division, Office or Region, U. S. Nuclear Regulatory Commission, and mailing address.)

"same as above"

10. SUPPLEMENTARY NOTES

11. ABSTRACT (200 words or less)

The U.S. Nuclear Regulatory Commission's performance plan sets annual goals with measurable target levels of performance and is issued each year with the agency's Congressional Budget Justification.

12. KEY WORDS/DESCRIPTORS (List words or phrases that will assist researchers in locating the report.)

FY 2017 CBJ  
FY 2017 Green Book  
FY 2017 Congressional Budget Justification

13. AVAILABILITY STATEMENT

unlimited

14. SECURITY CLASSIFICATION

(This Page)

unclassified

(This Report)

unclassified

15. NUMBER OF PAGES

16. PRICE









**United States Nuclear Regulatory Commission  
Office of the Chief Financial Officer**

**NUREG-1100, Volume 32  
February 2016**



