

Vito A. Kaminskas
Site Vice President

DTE Energy Company
6400 N. Dixie Highway, Newport, MI 48166
Tel: 734.586.6515 Fax: 734.586.4172
Email: kaminskasv@dteenergy.com



TS 5.6.2
TS 5.6.3
10 CFR 72.44(d)(3)

April 29, 2015
NRC-15-0052

U. S. Nuclear Regulatory Commission
Attention: Document Control Desk
Washington D C 20555-0001

References: Fermi 2
NRC Docket No. 50-341
NRC License No. NPF-43

Subject: Annual Radioactive Effluent Release Report and
Radiological Environmental Operating Report

In accordance with Technical Specifications (TS) 5.6.2 and 5.6.3, DTE Electric Company hereby submits the Annual Radioactive Effluent Release Report, and the Radiological Environmental Operating Report for Fermi 2. Enclosure 1 provides the 2014 Annual Radioactive Effluent Release Report. Enclosure 1 also includes the Independent Spent Fuel Storage Installation (ISFSI) Environmental Report as required by 10 CFR 72.44(d)(3). Enclosure 2 provides the 2014 Annual Radiological Environmental Operating Report. Both reports cover the time period from January 1 through December 31, 2014.

Should you have any questions regarding these reports, please contact Mr. Richard LaBurn, Manager - Radiation Protection at (734) 586-4974.

Sincerely,

A handwritten signature in black ink that reads "Vito A. Kaminskas". The signature is written in a cursive style.

Vito A. Kaminskas
Site Vice President

Enclosures

USNRC
NRC-15-0052
Page 2

cc: NRC Project Manager
NRC Resident Office
Reactor Projects Chief, Branch 5, Region III
Regional Administrator, Region III
Michigan Public Service Commission,
Regulated Energy Division (kindschl@michigan.gov)

**Enclosure 1 to
NRC-15-0052**

2014 Annual Radioactive Effluent Release Report

Total Pages – 49

**Enrico Fermi Atomic Power Plant, Unit 2
Fermi 2 NRC Docket No. 50-341
Operating License No. NPF-43**

FERMI 2 NUCLEAR POWER PLANT
DTE Electric Company
OPERATING LICENSE NO. NPF - 43

**Fermi 2 - 2014 Annual
Radioactive Effluent Release Report**

**for the period of
January 1, 2014 through December 31, 2014**

Prepared by:

Fermi 2
Radiological Engineering

<i>Table of Contents</i>	<i>Page</i>
<i>Executive Summary</i>	<i>4</i>
<i>Introduction</i>	<i>5</i>
<i>Noble Gases</i>	<i>5</i>
<i>Iodines and Particulates</i>	<i>5</i>
<i>Tritium</i>	<i>5</i>
<i>Carbon-14</i>	<i>6</i>
<i>Plant Effluent Monitoring</i>	<i>6</i>
<i>Exposure Pathways to People</i>	<i>7</i>
<i>Dose Assessment</i>	<i>7</i>
<i>Radioactive Effluent Monitoring Results</i>	<i>8</i>
<i>Summary of Radioactive Waste Shipments</i>	<i>11</i>
<i>Additional Required Information</i>	<i>12</i>
<i>Appendices</i>	<i>12</i>
<i>ODCM Revisions</i>	<i>12</i>
<i>ODCM Monitors Out of Service</i>	<i>12</i>
<i>Outside Temporary Tanks</i>	<i>12</i>
<i>Major Changes to Radioactive Waste Systems</i>	<i>12</i>
<i>Abnormal Radiological Releases</i>	<i>12</i>
<i>Errata/Corrections to Previous ARERRs</i>	<i>12</i>
<i>Independent Spent Fuel Storage Installation</i>	<i>13</i>
<i>Appendix A: Effluent and Radioactive Waste Data</i>	
<i>Appendix B: Ground Water Protection Program Data and Analysis</i>	
<i>Appendix C: Rainwater Data and Analysis</i>	
<i>Appendix D: Meteorological Joint Frequency Distributions</i>	

<i>List of Tables</i>	<i>Page</i>
<i>Table 1 Fission and Activation Gases (Noble Gases) Summary</i>	<i>8</i>
<i>Table 2 Radioiodines Summary</i>	<i>8</i>
<i>Table 3 Particulates Summary</i>	<i>9</i>
<i>Table 4 Tritium and Carbon-14 Summary</i>	<i>9</i>
<i>Table 5 2014 Gaseous Effluent Dose to Receptor with Highest Single Organ Dose</i>	<i>10</i>
<i>Table 6 Waste Shipped Offsite</i>	<i>11</i>
<i>Table 7 Waste Shipments</i>	<i>11</i>
<i>Table 8 Deep Monitor Well Tritium Analysis Results</i>	<i>B-5</i>
<i>Table 9 Shallow Monitor Well Tritium Analysis Results</i>	<i>B-6</i>
<i>Table 10 Emergent Event Monitor Well Tritium Analysis Results</i>	<i>B-9</i>
<i>Table 11 Rain Water and Storm Water Tritium Analysis Results</i>	<i>C-3</i>

Executive Summary

This report is published to provide information regarding radioactive effluent monitoring at the Fermi 2 nuclear power plant. The 2014 Annual Radioactive Effluent Release Report covers the period from January 1, 2014 through December 31, 2014.

The Radioactive Effluent Release Report is produced annually, to document plant releases and offsite dose resulting from these releases. The data presented indicate that the operation of Fermi 2 results in offsite radiation exposures that are well below the applicable allowable levels set by the Nuclear Regulatory Commission (NRC) and the Environmental Protection Agency (EPA).

There were no releases of liquid radioactive effluents from Fermi 2 in 2014. Data on releases of radioactive isotopes in gaseous effluents, as well as regulatory limits and sampling methods for these releases, are contained in the body of the report and in Appendix A.

Regulatory limits for radioactive effluents pertain to allowable offsite doses rather than to quantities of radioactivity released. The highest potential single organ dose to a person living offsite due to iodines, particulates, tritium, and carbon-14 released from the plant was calculated to be 0.23 mrem, which is 1.5% of the applicable limit found in 10 CFR Part 50, Appendix I.

During 2014, no direct radiation dose to members of the public beyond the site boundary was attributed to the operation of Fermi 2, based on analysis of readings of thermoluminescent dosimeters (TLD) placed at various locations near the Fermi site. The offsite dose due to effluents is a small fraction of the 40 CFR 190 limits. Therefore, the combined direct radiation and effluent dose due to Fermi 2 was in compliance with 40 CFR 190 in 2014.

Data on radioactivity contained in radioactive waste shipments from Fermi 2 to points offsite are contained in the body of the report and in Appendix A. Appendix B of this report describes the Fermi Integrated Ground Water Protection Program. This program was established as part of the site's commitment to conformance with an industry-wide ground water protection initiative. This appendix also contains the results of 2014 quarterly ground water sampling, from approximately 60 monitor wells around Fermi 2 (ground water sampling has been performed under this program since the fall of 2007). Some of these monitor wells, primarily to the east and south of Fermi 2, have yielded sporadic trace quantities of tritium that have been attributed to the recapture of tritium in precipitation from the plant's monitored gaseous effluent. Appendix C of this report provides data on tritium concentrations in rainwater samples collected onsite which represent this recapture phenomenon (NRC RIS 08-03). Appendix D of this report contains the meteorological joint frequency distribution tables for 2014. Additional sections of the report address ODCM revisions, ODCM required monitors which were out of service for more than 30 days in 2014, major changes in radioactive waste processing, the contents of outside temporary tanks, abnormal releases, errata to previous years' reports, and Independent Spent Fuel Storage Installation (ISFSI) monitoring.

Introduction

During the normal operation of a nuclear power plant, most of the fission products are retained within the fuel and fuel cladding. However, small amounts of radioactive fission products and trace amounts of the component and structure surface corrosion products that have been activated are present in the primary coolant water, as well as tritium and carbon-14. The five types of radioactive material released are noble gases, iodines, particulates, tritium, and carbon-14.

Noble Gases

Some of the fission products released in airborne effluents are radioactive isotopes of noble gases, such as xenon and krypton. These noble gases are released continuously at low levels while the reactor is operating. Noble gas releases to the environment are reduced by plant systems which delay release of these gases from the plant, which allows a portion of the noble gas activity to decay within plant systems prior to release.

Noble gases are biologically and chemically nonreactive and are readily dispersed in the atmosphere. They do not concentrate in humans or other organisms; however, they contribute to human radiation dose by being an external source of radiation exposure to the body.

Iodines and Particulates

Fermi 2 is required to calculate offsite dose due to releases of iodine-131 and iodine-133, which are radioisotopes of iodine with half lives of 8 days and 1 day, respectively, and particulates with half-lives greater than 8 days in gaseous and liquid effluents, and tritium. The principal radioactive particulates released are fission products (e.g., yttrium-91m and barium-139) and activation products (e.g., cobalt-58 and cobalt-60). Annual releases of these radionuclides are well within industry norms. Factors such as their high chemical reactivity and solubility in water, combined with the high efficiency of gaseous and liquid processing and radioactive waste systems, minimize their discharge.

The main contribution of radioactive iodine to human radiation dose is to the thyroid gland, where the body concentrates iodine. This exposure results from inhalation or ingestion of these iodines. Radioactive cesiums and cobalts, when ingested or inhaled, contribute to radiation exposure of tissues such as the muscle, liver, and intestines. These iodines and particulates are also a source of external radiation exposure if deposited on the ground.

Tritium

Tritium, a radioactive isotope of hydrogen, is the predominant radionuclide in radioactive gaseous effluents. It is detected at Fermi 2 in ventilation exhaust samples.

Carbon-14

U.S. nuclear power plants are expected to report releases of carbon-14 (C-14). The releases reported are based on calculations involving the thermal power rating of the unit and 2014 monthly capacity factors. The Fermi 2 UFSAR estimates annual gaseous C-14 releases of 9.88 curies. The calculation performed for this report estimated a total 2014 C-14 release of 14.1 curies.

Plant Effluent Monitoring

Effluents are strictly monitored to ensure that radioactivity released to the environment is as low as reasonably achievable and does not exceed regulatory limits. Effluent control includes the operation of monitoring systems, in-plant and environmental sampling and analyses programs, quality assurance programs for effluent and environmental programs, and procedures covering all aspects of effluent and environmental monitoring.

The radioactive waste treatment systems at Fermi 2 are designed to collect, process, and/or delay the release of liquid and gaseous wastes that contain radioactivity. For example, the 2.0 and 2.2 minute holdup pipes delay the release of radioactive gases so that radioactive decay can occur prior to release. The offgas system provides additional delay for such gases.

Radioactivity monitoring systems are used to verify that all releases are below regulatory limits. These instruments provide a continuous indication of radioactivity present at the release points. Each instrument is equipped with alarms and indicators in the control room. The alarm setpoints are low enough to ensure that applicable limits will not be exceeded. In some cases, these alarms restrict the release. For example, several alarms cause building ventilation systems to be shut down and/or gaseous releases to be diverted to the standby gas treatment system.

All liquid and gaseous radioactive effluents are evaluated to identify the specific concentrations of radionuclides being released. Sampling and analysis provide a more sensitive and precise method of determining effluent composition than monitoring instruments.

A meteorological tower is located on the Fermi 2 site. It is linked to computers that record the meteorological data. These data are used in calculating dispersion and deposition factors, which are essentially dilution factors between plant release points and points offsite. Coupled with the effluent release data, these factors are used to calculate dose to the public.

Beyond the plant, devices maintained in conjunction with the Radiological Environmental Monitoring Program constantly sample the air in the surrounding environment. Also, frequent samples of other environmental media, such as water and vegetation, are collected to verify that the station radiological effluent program is being appropriately implemented without adverse impact to the surrounding environment.

Exposure Pathways to People

Radiological exposure pathways define the methods by which people may become exposed to radioactive material. The major pathways of concern are those that could cause the highest calculated radiation dose. These projected pathways are determined from the type and amount of radioactive material released, the environmental transport mechanism, and the use of the environment. The environmental transport mechanism includes consideration of physical factors, such as the hydrological and meteorological characteristics of the area.

An important factor in evaluating the exposure pathways is the use of the environment. This is evaluated in the annual Land Use Census. Many factors are considered, such as the locations of homes, gardens, and milk or meat animals in the area.

The release of radioactive gaseous effluents involves pathways such as external whole body exposure, deposition of radioactive material on plants, deposition on soil, inhalation and ingestion by animals raised for human consumption, and inhalation by humans. The release of radioactive material in liquid effluents involves pathways such as drinking water and fish consumption.

Although radionuclides can reach humans by many different pathways, some result in greater dose than others. The most significant pathway is the exposure pathway that will provide the greatest dose to a population, or to a specific individual. Identification of the most significant pathway depends on the radionuclides involved, the age and diet of the individual, and the location of the individual's residence. Doses delivered to the total body and to specific organs are calculated. The organ receiving the greatest dose is important in determining compliance with dose limits. The standard assumptions used in dose calculation result in conservative dose estimates.

Dose Assessment

Dose is energy deposited by radiation in an exposed individual. Whole body exposure to radiation involves the exposure of all organs. Most exposures due to external sources of radiation are of this type. Both non-radioactive and radioactive elements can enter the body through inhalation or ingestion. When they do, they are usually not distributed evenly. For example, iodine concentrates in the thyroid gland, cesium collects in muscle and liver tissue, and strontium collects in bone tissue.

The total dose to organs from a given radionuclide depends on the amount of radioactive material present in the organ and the amount of time that the radionuclide remains in the organ. Some radionuclides remain for very short times due to their rapid radioactive decay and/or elimination rate from the body, while other radionuclides may remain in the body for longer periods of time. The form of the radionuclide (soluble vs. insoluble) and the method of uptake also influence residence times in the body.

The maximum dose to the general public in the area surrounding Fermi 2 is calculated for periods of gaseous release and for each liquid release. The dose due to radioactive material released in gaseous effluents is calculated using factors such as the amount of radioactive material released, the concentration beyond the site boundary, the locations of exposure pathways (for example cow milk, goat milk, vegetable gardens and residences), and usage factors (inhalation and food consumption). The dose due to radioactive material released in liquid effluents is calculated using factors such as radionuclide concentrations, the total volume of liquid released, the total volume of dilution water, near field dilution, and usage factors (water and fish consumption). These calculations produce a conservative estimation of the dose.

Radioactive Effluent Monitoring Results

This section summarizes the results of effluent monitoring and offsite dose calculation for the year 2014. Calculated offsite doses are compared with Nuclear Regulatory Commission limits, and these limits are summarized in Appendix A. Appendix A also contains a detailed discussion of the methods used to determine quantities of radioactivity released in effluents, the types of solid radioactive waste shipped offsite, as well as tables of individual radionuclides released in effluents and shipped as solid radioactive waste. There were no routine or abnormal releases of liquid radioactive effluents from Fermi 2 in 2014. There has not been a routine liquid radioactive discharge from Fermi 2 since 1994.

The data in the following gaseous effluent tables represent continuous and batch releases. In 2014, there were 10 recorded containment purges in which radioactivity was detected. The total time for these purges was 2969 minutes. Based on recorded start and stop times, the shortest of these purges lasted 92 minutes, the longest lasted 935 minutes, and the average purge length was 297 minutes. The amounts of radioactivity released in these purges were very small compared with the amounts released in continuous releases.

Table 1 - Fission and Activation Gases (Noble Gases) Summary

	Quarter 1	Quarter 2	Quarter 3	Quarter 4
Release (curies)	1.94E+01	4.38E+00	1.44E+00	1.78E-01
Average Release Rate for Period (μCi/sec)	2.49E+00	5.57E-01	1.81E-01	2.24E-02

Table 2 - Radioiodines Summary

	Quarter 1	Quarter 2	Quarter 3	Quarter 4
Total I-131 (curies)	1.98E-04	2.64E-04	2.96E-04	2.37E-04
Average Release Rate for Period (μCi/sec)	2.55E-05	3.36E-05	3.72E-05	2.98E-05

Table 3 - Particulates Summary

	Quarter 1	Quarter 2	Quarter 3	Quarter 4
Particulates with half lives > 8 days (curies)	6.15E-04	3.10E-04	9.56E-05	7.82E-05
Average Release Rate for Period ($\mu\text{Ci}/\text{sec}$)	7.91E-05	3.94E-05	1.20E-05	9.84E-06
Gross Alpha Radioactivity	<5.4E-15* uCi/cc	<5.4E-15* uCi/cc	<5.4E-15* uCi/cc	<5.4E-15* uCi/cc

*In the above table, the “less than” value in units of microcuries per cubic centimeter ($\mu\text{Ci}/\text{cc}$) is used when no radioactivity was detected and represents the lower limit of detection (LLD) value for a single sample.

Table 4 - Tritium (H-3) and Carbon-14 (C-14) Summary

	Quarter 1	Quarter 2	Quarter 3	Quarter 4
Total H-3 Release (curies)	4.32E+01	6.10E+01	5.60E+01	2.52E+01
Average H-3 Release Rate ($\mu\text{Ci}/\text{sec}$)	5.56E+00	7.76E+00	7.04E+00	3.17E+00
Total C-14 Release (curies)	1.75E+00	3.72E+00	4.27E+00	4.34E+00
Average C-14 Release Rate ($\mu\text{Ci}/\text{sec}$)	2.25E-01	4.73E-01	5.37E-01	5.46E-01

The offsite dose impact of the above releases was evaluated by calculating organ doses to the most highly exposed individual (an adult) living near the plant due to I-131, I-133, H-3, C-14 and particulates with half lives greater than 8 days. The most significant pathways of exposure to this individual have been determined to be inhalation, vegetation ingestion, and direct radiation from material deposited on the ground. The results of this calculation, which employs conservative assumptions, are shown in the following table:

Table 5

Organ	2014 Gaseous Effluent Dose to Receptor with Highest Single Organ Dose
Bone	2.32E-01 mrem
Liver	8.97E-02 mrem
Thyroid	1.03E-01 mrem
Kidney	8.97E-02 mrem
Lung	8.97E-02 mrem
GI-LLI	8.99E-02 mrem
Total body	8.98E-02 mrem

The highest single organ dose is 2.32E-01 mrem to the bone. This is 1.5% of the federal limit of 15 mrem specified in 10 CFR 50, Appendix I. (The Fermi 2 Offsite Dose Calculation Manual requires maximum receptor dose calculation for releases of I-131, I-133, H-3, and particulates with half lives greater than 8 days; for these isotopes, the thyroid is the highest dose organ. When C-14 is added, bone becomes the highest dose organ.)

In addition, gamma and beta air dose at the site boundary due to noble gases was calculated. In 2014, gamma air dose was 2.24E-03 mrad, 0.02% of the 10 mrad annual limit; beta air dose in 2014 was 1.53E-03 mrad, 0.008% of the 20 mrad annual limit.

Title 40, Part 190 of the Code of Federal Regulations requires that dose to an individual in the unrestricted area from the uranium fuel cycle, including direct radiation dose, be limited to 25 mrem/year to the total body and 75 mrem/year to the thyroid. During 2014, there was no direct radiation dose attributed to the operation of Fermi 2 beyond the site boundary, based on analysis of offsite TLD readings. Based on Table 5 above, the offsite dose due to effluents is 0.36% and 0.14% of 40 CFR 190 limits for the total body and thyroid, respectively. Also, based on current conditions, Fermi 1 did not contribute any additional dose to any individual in the unrestricted area in 2014.

The next closest uranium fuel cycle facility, the Davis-Besse Nuclear Plant, is similar to Fermi in that it releases low amounts of radioactive material, but it is too far from Fermi to contribute significantly to Fermi area doses. Therefore, Fermi 2 was in compliance with the fuel cycle limits of 40 CFR 190 in 2014.

Potential dose to visitors at Fermi 2 due to all radioactive effluents, including noble gases, was also calculated. The Offsite Dose Calculation Manual (ODCM) considers persons visiting the Fermi 2 Visitors Center (4 hours/year), and persons potentially ice fishing on Lake Erie near the plant (240 hours/year), to be visitors. Using ODCM assumptions about these categories of visitors, the maximum potential dose to a visitor to Fermi 2 in 2014 was 3.39E-03 mrem to the maximally exposed organ (thyroid) and 3.13E-03 mrem to the total body. These doses are below the annual maximum offsite doses due to gaseous effluents shown in Table 5, and are very small fractions of the 100 mrem/year limit for individual members of the public due to licensed operation of the plant provided in 10 CFR 20.1301.

Summary of Radioactive Waste Shipments

The radioactivity and volume of Fermi 2 solid waste shipped offsite is summarized in the following table:

Table 6 - Waste Shipped Offsite

Type of Waste	Units	12 Month Period	Est. total activity error, %
Spent resins, sludges, etc.	m ³ curies	1.09E+02 8.95E+02	± 25
Dry compressible waste, contaminated equipment, etc.	m ³ curies	1.28E+03 2.72E+00	± 25
Irradiated components, control rods, etc.	m ³ curies	0 0	N/A
Other			
Filters	m ³ curies	0 0	N/A
Water / Other Liquids	m ³ curies	4.25E+01 8.46E-04	± 25

Radioactive solid waste shipments from Fermi 2 in 2014 (to either disposal or to intermediate processors) are summarized in the following table:

Table 7 – Waste shipments

Number of shipments	Mode of transportation	Destination
19	Highway	EnergySolutions, Clive, UT
28	Highway	EnergySolutions, Oak Ridge, TN

Additional Required Information

Appendices

Appendix A, Effluent and Radioactive Waste Data, provides more detailed data on radiological effluents and radioactive waste shipments. Appendix B contains a description of the Fermi 2 Integrated Groundwater Protection Program, 2014 sampling data for this program, and a discussion of sampling results. Appendix C contains data on tritium concentrations in rainwater collected onsite and explains the significance of these data. Appendix D contains meteorological joint frequency distributions of wind speed and wind direction by atmospheric stability class, for all of 2014.

ODCM Revisions

No revisions to the ODCM were issued in 2014.

ODCM Monitors Out of Service

Between September 20th, 2014 and October 24th, 2014, the Circulating Water Decant Radiation Monitor experienced intermittent downscale readings. A Limited Condition of Operation (LCO) was entered on September 20th due to the downscale readings and troubleshooting initiated. Initial repair activities were completed and the monitor returned to service on October 1st. However, on October 2nd, the monitor again failed downscale low. Another LCO was entered and additional troubleshooting was initiated. A section of cabling was identified as the source of the issue; this was replaced and the monitor returned to service of October 24th. The cause for the extended LCO was the difficulty diagnosing the exact cause of the intermittent erratic monitor readings.

Outside Temporary Tanks

In 2014 no outside temporary tank exceeded the 10 curie content limit for nuclides other than tritium and dissolved or entrained noble gases.

Major Changes to Radioactive Waste Systems

There were no major changes to radioactive waste systems in 2014.

Abnormal Radiological Releases

There were no abnormal radiological releases in 2014.

Errata/Corrections to Previous ARERRs

No errata for the ARERR for 2013 have been noted.

Independent Spent Fuel Storage Installation (ISFSI)

As required by 10 CFR 72.44(d)(3), Fermi reports any detected effluent releases from the ISFSI. None were detected in 2014. Fermi has collected quarterly water samples from stormwater Outfall 014 since fuel has been stored on the pad. This is relevant because water collected by the under-drain system at the periphery of the pad is routed through Outfall 014 to the overflow canal. No plant related radioactivity was detected in these samples in 2014. The TLDs placed around the ISFSI showed slight increases in direct radiation, as expected. No TLDs showed such increases due to the ISFSI in areas offsite.

Appendix A
Effluent and Radioactive Waste Data

Regulatory Limits for Radioactive Effluents

The Nuclear Regulatory Commission (NRC) limits on liquid and gaseous effluents are incorporated into the Fermi 2 Offsite Dose Calculation Manual. These limits prescribe the maximum doses and dose rates due to radioactive effluents resulting from normal operation of Fermi 2. These limits are described in the following sections.

A. Gaseous Effluents

- I. Dose rate due to radioactivity released in gaseous effluents to areas at and beyond the site boundary shall be limited to the following:
 - a) Noble gases

Less than or equal to 500 mrem/year to the total body.
Less than or equal to 3000 mrem/year to the skin.
 - b) Iodine-131, iodine-133, tritium, and for all radionuclides in particulate form with half lives greater than 8 days

Less than or equal to 1500 mrem/year to any organ.
- II. Air dose due to noble gases to areas at and beyond the site boundary shall be limited to the following:
 - a) Less than or equal to 5 mrad for gamma radiation
Less than or equal to 10 mrad for beta radiation
- During any calendar quarter
 - b) Less than or equal to 10 mrad for gamma radiation
Less than or equal to 20 mrad for beta radiation
- During any calendar year

III. Dose to a member of the public from iodine-131, iodine-133, tritium, and all radionuclides in particulate form with half lives greater than 8 days in gaseous effluents released to areas at and beyond the site boundary shall be limited to the following:

- a) Less than or equal to 7.5 mrem to any organ
- During any calendar quarter
- b) Less than or equal to 15 mrem to any organ
- During any calendar year

Note: The calculated site boundary dose rates for Fermi 2 are based on identification of individual isotopes and on use of dose factors specific to each identified isotope or a highly conservative dose factor. Since individual isotopes are identified, average energy values are not used in these calculations, and therefore are not reported even though their use in these calculations is allowed by Regulatory Guide 1.21.

B. Liquid Effluents

- I. The concentration of radioactive material released in liquid effluents to unrestricted areas shall be limited to ten times the concentrations specified in Title 10 of the Code of Federal Regulations (10 CFR) Part 20 (Standards for Protection Against Radiation), Appendix B, Table 2, Column 2 for radionuclides other than dissolved or entrained noble gases, as required by the Fermi 2 Offsite Dose Calculation Manual. For dissolved or entrained noble gases, the concentration shall be limited to 2E-4 (.0002) microcuries/ml total activity. This limit is based on the Xe-135 air submersion dose limit converted to an equivalent concentration in water as discussed in the International Commission on Radiological Protection (ICRP) Publication 2.
- II. The dose or dose commitment to a member of the public from radioactive materials in liquid effluents released to unrestricted areas shall be limited to the following:
 - a) Less than or equal to 1.5 mrem to the total body
Less than or equal to 5 mrem to any organ
- During any calendar quarter
 - b) Less than or equal to 3 mrem to the total body
Less than or equal to 10 mrem to any organ
- During any calendar year

As noted previously, Fermi 2 did not perform radioactive liquid releases in 2014.

Measurements and Approximations of Total Activity in Radioactive Effluents

As required by NRC Regulatory Guide 1.21, this section describes the methods used to measure the total radioactivity in effluent releases and to estimate the overall errors associated with these measurements. The effluent monitoring systems are described in Chapter 11.4 of the Fermi 2 Updated Final Safety Analysis Report (UFSAR).

A. Gaseous Effluents

I. Fission and Activation Gases

Samples are obtained from each of the six plant radiation monitors which continuously monitor the five ventilation exhaust points. The fission and activation gases are quantified by gamma spectroscopy analysis of periodic samples.

The summary values reported are the sums of all fission and activation gases quantified at all monitored release points.

II. Radioiodines

Samples are obtained from each of the six plant radiation monitors which continuously monitor the five ventilation exhaust points. The radioiodines are entrained on charcoal and then quantified by gamma spectroscopy analysis. For each sample, the duration of sampling and continuous flow rate through the charcoal are used in determining the concentration of radioiodines. From the flow rate of the ventilation system, a rate of release can be determined.

The summary values reported are the sums of all radioiodines quantified at all continuously monitored release points.

III. Particulates

Samples are obtained from each of the six plant effluent radiation monitors which continuously monitor the five ventilation exhaust points. The particulates are collected on a filter and then quantified by gamma spectroscopy analysis.

For each sample, the duration of sampling and the continuous flow rate through the filter are used in determining the concentration of particulates. From the flow rate of the ventilation system, a rate of release can be determined.

Quarterly, the filters from each ventilation release point are composited and then radiochemically separated and analyzed for strontium (Sr)-89/90 and iron (Fe)-55.

The summary values reported are the sums of all particulates quantified at all monitored release points.

IV. Tritium

Samples are obtained from each of the six plant effluent radiation monitors which continuously monitor the five ventilation exhaust points. The sample is passed through a bottle containing water and the gaseous tritium is collected in this water. Portions of the collecting water are analyzed for tritium using liquid scintillation counting techniques. For each sample, the duration of sample and sample flow rate is used to determine the concentration. From the flow rate of the ventilation system, a release rate can be determined.

In addition to tritium releases from the five ventilation exhaust points, gaseous tritium releases from the Condensate Storage Tank and Condensate Return Tank have been calculated. These releases are due to evaporation of tritiated water in these tanks which is released through tank vents. However this is not a significant release point for tritium, contributing well less than 1% of total tritium releases. These releases were calculated to total 4.07E-02 curies in 2014; adding them to reported tritium releases from the ventilation release points does not change the reported release quantities, which are greater than 10 curies in each quarter and are expressed to three significant digits.

The summary values reported are the sums of all tritium quantified at all monitored release points.

V. Gross Alpha

The gaseous particulate filters from the six plant effluent radiation monitors are stored for one week to allow for decay of naturally occurring alpha emitters. These filters are then analyzed for gross alpha radioactivity by gas proportional counting, and any such radioactivity found is assumed to be plant related. The quantity of alpha

emitters released can then be determined from sample flow rate, sample duration, and stack flow rate.

The summary values reported are the sums of all alpha emitters quantified at all monitored release points.

VI. Carbon-14

Carbon-14 releases are calculated using a method published by the Electric Power Research Institute in December 2010. Plant rated thermal power and monthly capacity factors were used in the calculation of quarterly releases.

B. Liquid Effluents

The liquid radwaste processing system and the liquid effluent monitoring system are described in the Fermi 2 UFSAR. Fermi 2 did not perform any releases of radioactive liquid effluents in 2014.

C. Statistical Measurement Uncertainties

The statistical uncertainty of the measurements in this section has been calculated and summarized in the following table:

Measurement Type	Sample Type	One Sigma Uncertainty
Fission and Activation Gases	Gaseous	30%
Radioiodines	Gaseous	17%
Particulates	Gaseous	16%
Tritium	Gaseous	25%
Gross Alpha	Gaseous	16%

Gaseous Releases by Individual Nuclide

Values in the following tables which are preceded by the “less than” symbol represent the lower limit of detection (LLD) in units of microcuries per cubic centimeter ($\mu\text{Ci}/\text{cc}$) for individual samples, and indicate that the nuclide in question was not detected in gaseous effluent samples in the indicated quarter of 2014. For quantities of gross alpha radioactivity, tritium, and carbon-14 in gaseous effluents, see Tables 3 and 4 on page 9 of this report.

A. Particulate Radionuclides (Curies*)

Nuclide	Quarter 1	Quarter 2	Quarter 3	Quarter 4
Mn-54	7.65E-05	1.88E-05	1.93E-05	5.79E-06
Co-58	1.86E-05	<1.2E-14	<1.2E-14	<1.2E-14
Co-60	1.02E-04	3.58E-05	2.19E-05	1.12E-05
Cr-51	1.59E-04	1.78E-06	<1.9E-13	<1.9E-13
Zn-65	<1.5E-13	<1.5E-13	<1.5E-13	<1.5E-13
Fe-59	2.43E-06	<4.7E-13	<4.7E-13	<4.7E-13
Na-24	<4.4E-13	<4.4E-13	<4.4E-13	<4.4E-13
Zn-69m	<1.8E-13	<1.8E-13	<1.8E-13	<1.8E-13
Tc-99m	<5.0E-13	<5.0E-13	<5.0E-13	<5.0E-13
Ba-139	5.80E-02	7.94E-02	6.09E-02	6.49E-02
La-140	5.63E-05	9.93E-05	6.46E-05	7.88E-05
Ba-140	2.93E-05	2.71E-05	1.02E-05	2.18E-05
Y-91m	9.75E-03	1.80E-01	1.94E-02	8.22E-03
Rb-89	4.50E-02	<7.0E-09	2.01E-02	9.37E-03
Cs-138	4.99E-02	4.03E-02	1.90E-02	1.76E-02
As-76	<1.7E-13	<1.7E-13	<1.7E-13	<1.7E-13
Br-82	<1.9E-13	6.19E-05	8.28E-05	3.69E-05
Sr-91	2.80E-04	4.01E-04	1.89E-04	8.20E-05
Sr-92	<4.1E-12	<4.1E-12	<4.1E-12	<4.1E-12
Sr-89	8.12E-06	2.80E-05	1.84E-05	3.30E-05
Sr-90	<1.3E-14	1.18E-06	7.62E-07	1.72E-06
Fe-55	2.19E-04	1.97E-04	2.50E-05	4.68E-06
Cs-134	<2.8E-14	<2.8E-14	<2.8E-14	<2.8E-14
Cs-137	<3.7E-14	<3.7E-14	<3.7E-14	<3.7E-14
Ce-141	<3.8E-14	<3.8E-14	<3.8E-14	<3.8E-14
Ce-143	<1.7E-13	<1.7E-13	<1.7E-13	<1.7E-13
Ce-144	<1.3E-13	<1.3E-13	<1.3E-13	<1.3E-13
Total	1.64E-01	3.01E-01	1.20E-01	1.00E-01

*Less than (<) values are in units of uCi/cc.

B. Noble Gases (Curies*)

Nuclide	Quarter 1	Quarter 2	Quarter 3	Quarter 4
Ar-41	<4.2E-08	1.63E+00	2.95E-01	7.98E-02
Kr-88	2.67E-01	9.42E-01	<9.5E-08	<9.5E-08
Kr-85m	2.31E-01	1.06E+00	1.35E-01	5.22E-02
Xe-133	1.60E+01	7.29E-01	2.39E-01	4.58E-02
Xe-135	2.04E+00	2.39E-02	<2.3E-08	<2.3E-08
Xe-135m	8.87E-01	<1.1E-05	3.93E-01	<1.1E-05
Xe-138	<4.4E-05	<4.4E-05	3.75E-01	<4.4E-05
Total	1.94E+01	4.38E+00	1.44E+00	1.78E-01

C. Radioiodines (Curies*)

Nuclide	Quarter 1	Quarter 2	Quarter 3	Quarter 4
I-131	1.98E-04	2.64E-04	2.96E-04	2.37E-04
I-132	3.36E-04	1.08E-03	4.35E-04	<1.9E-12
I-133	7.83E-04	1.52E-03	1.68E-03	1.21E-03
I-134	<6.4E-11	<6.4E-11	6.08E-04	<6.4E-11
I-135	<9.3E-12	1.01E-03	6.46E-04	<9.3E-12
Total	1.32E-03	3.87E-03	3.67E-03	1.45E-03

*Less than (<) values are in units of uCi/cc.

Shipments of Radwaste

Fermi 2 complies with the extensive federal regulations which govern radioactive waste shipments. Radioactive solid waste shipments from the Fermi 2 site consist of waste generated during water treatment, radioactive trash, irradiated components, etc. Shipment destinations are either a licensed burial site or intermediate processing facilities. Waste shipped to intermediate processing facilities is shipped directly from these facilities to a licensed burial site after processing. The following tables contain estimates of major nuclide composition, by class of waste, of Fermi 2 radwaste shipped offsite in 2014. The waste volumes shown in these tables are the volumes shipped, not the final volumes sent for burial after processing.

a. Spent resins, sludges, etc. Waste in this category in 2014 was Class A waste and consisted of spent resins and sludges. Spent resins were shipped in shielded transportation casks (3 Type B and 17 General Design Bulk Packages), directly to the Clive, UT burial facility. Spent resins were dewatered prior to shipment for disposal. All quantities were determined by measurement.

Spent resins, sludges, etc, (Class A)

Isotope	mCi	Percent
Ag-110m	5.15E+02	5.75E-02
Ba-140	9.22E-01	1.03E-04
C-14	6.28E+02	7.02E-02
Ce-144	1.86E+01	2.08E-03
Co-57	7.71E+01	8.61E-03
Co-58	3.73E+03	4.17E-01
Co-60	2.02E+05	2.26E+01
Cr-51	1.83E+03	2.04E-01
Cs-134	9.32E+02	1.04E-01
Cs-137	1.83E+03	2.04E-01
Fe-55	5.07E+05	5.66E+01
Fe-59	2.57E+03	2.87E-01
H-3	3.11E+02	3.47E-02
Hf-181	5.21E+01	5.82E-03
I-129 (LLD)	9.01E+00	N/A
I-131	6.60E+00	7.37E-04
La-140	1.17E+01	1.31E-03
Mn-54	1.52E+05	1.70E+01
Nb-95	4.23E+01	4.73E-03
Ni-59	2.75E+02	3.07E-02
Ni-63	3.41E+03	3.81E-01
Sb-124	1.32E+02	1.47E-02
Sb-125	1.98E+00	2.21E-04
Sr-89	1.06E+02	1.18E-02
Sr-90	1.04E+02	1.16E-02
Ta-182	4.79E+01	5.35E-03
Tc-99	8.03E+00	8.97E-04
Zn-65	1.75E+04	1.95E+00
Zr-95	2.98E+01	3.33E-03
Total Activity	8.95E+05	
Volume Shipped cubic meters	1.09E+02	

b. Dry compressible waste, contaminated equipment, etc. Waste in this category in 2014 was Class A waste and shipped in strong tight containers (50 General Design Bulk Packages) of various sizes or within shielded transportation casks (2 General Design Bulk Packages), and was classified as Dry Active Waste (DAW). DAW waste was shipped to an intermediate processor for processing, e.g. compaction or incineration. All quantities were determined by measurement.

Dry Active Waste (Class A)

Isotope	mCi	%
C-14 (LLD)	1.89E+01	N/A
Co-58	4.62E+00	1.70E-01
Co-60	2.40E+02	8.83E+00
Cr-51	2.62E+01	9.63E-01
Fe-55	2.10E+03	7.72E+01
Fe-59	1.17E+01	4.30E-01
H-3	1.60E+02	5.88E+00
I-129 (LLD)	2.19E+01	N/A
Mn-54	1.56E+02	5.74E+00
Ni-63	1.41E+01	5.19E-01
Tc-99 (LLD)	2.53E+01	N/A
Zn-65	6.68E+00	2.46E-01
Total Activity	2.72E+03	
Volume Shipped cubic meters	1.28E+03	

c. Irradiated components, control rods, etc. - No waste for this category

d. Other – Water – Liquid waste in this category in 2014 was shipped in 2 tankers to an intermediate processor. Liquid waste was processed by filtration or incineration. All quantities were determined by measurement.

Isotope	mCi	Percent
Am-241	2.04E-06	2.41E-04
C-14	1.38E-05	1.63E-03
Co-60	3.05E-02	3.61E+00
Cs-134	5.99E-03	7.08E-01
Cs-137	1.27E-01	1.50E+01
Fe-55	1.29E-02	1.53E+00
H-3	6.20E-01	7.33E+01
Mn-54	3.09E-03	3.65E-01
Ni-63	2.80E-02	3.31E+00
Pu-238	1.68E-06	1.99E-04
Pu-239	7.20E-07	8.51E-05
Sb-125	1.55E-02	1.83E+00
Tc-99	2.74E-03	3.24E-01
Total Activity	8.46E-01	
Volume Shipped cubic meters	4.25E+01	

Appendix B

Ground Water Protection Program Data and Analysis

EXECUTIVE SUMMARY

Fermi personnel conclude that the occasional positive tritium sample results in ground water from the shallow monitor wells is not due to a leak from plant systems. Tritium in ground water in the shallow aquifer is the result of washout and recapture of tritium in precipitation that has passed through gaseous effluent from monitored plant systems.

PROGRAM OVERVIEW

Quarterly sampling and gauging of the Fermi 2 Integrated Ground Water Protection Program (IGWPP) monitor wells continued uninterrupted in 2014.

Procedurally, each IGWPP specified monitor well is required to be sampled for tritium and plant-related gamma-emitting radioisotopes each quarter. Furthermore, once per year water from three monitor wells most likely to be contaminated by leaked or spilled material is analyzed for hard-to-detect (HTD) radionuclides (Fe-55, Sr-89, and Sr-90).

Samples analyzed for gamma-emitting radionuclides, as well as HTDs, are counted to environmental lower limits of detection (LLD) for each given radioisotope of interest, with the exception of La-140, Ba-140, and I-131 (due to their extremely short half-lives). For tritium there is no required limit of detection, beyond what is prescribed for ground water samples taken as part of the site's Radiological Environmental Monitoring Program (REMP). The REMF Lower Limit of Detection (LLD) is set at 2,000 pCi/L which is 1/10th of the EPA's drinking water limit of 20,000 pCi/L. Fermi 2's contract laboratory achieved the required LLD for tritium of 500 pCi/L for all ground-water samples taken during 2014.

In 2014 Fermi personnel continued to take an additional sample split for tritium analysis. These samples were analyzed for the presence of tritium by the Fermi chemistry laboratory. This process ensures more accurate data for shipping the samples to the offsite contract laboratory, but, more importantly, quick determination of abnormally high levels of tritium in site ground water as the result of a leak of tritiated process water.

In 2013 the monitor wells installed at the Enrico Fermi Atomic Power Plant (EF1) were incorporated into the site Integrated Ground Water Protection Program. Most of the EF1 monitor wells were installed to monitor ground water in the vicinity of the facility as part of decommissioning and license termination work. With the EF1 decommissioning project placed back in "passive" SAFSTOR it was deemed logical to incorporate ongoing ground water monitoring into the existing Fermi 2 IGWPP. EF1 monitor wells are designated in the attached tables by the prefix "EFT-". EF1 construction utilized silty-clay fill adjacent to the structures to bring the site up to the final grade. All shallow wells are screened in this material and they typically do not produce much water. Shallow wells are sampled semi-annually because the rates of lateral flow through the silty-clay are quite low. Intermediate (with the exception of EFT-131) and deep monitor wells at EF1 are sampled quarterly.

RESULTS

Periodic Sample Events

Deep Wells (Table 1)

Tritium was not detected in any samples from the IGWPP deep monitor wells in 2014.

Plant-related gamma-emitting radioisotopes and hard-to-detect radioisotopes were not detected in any ground-water samples collected from deep monitor wells in 2014.

Shallow and Intermediate Wells (Table 2)

Most shallow monitor wells have consistently yielded results indicating that tritium is not present at the detection limit. Of the 30 shallow monitor wells at Fermi 2 that are sampled quarterly and 11 at EF1 that are sampled semi-annually, only samples from six wells produced results with tritium levels above the detection limit. Ground-water samples with positive results had tritium activities less than or equal to 1,750 pCi/L (less than 8.75% of the EPA drinking water limit for tritium). The average value for positive results from ground-water samples taken in 2014 as part of the periodic(quarterly) sampling program is 802 pCi/L (Std Dev 426 pCi/L) and this value is 4% of the EPA drinking water limit. Tritium activity values are essentially unchanged from the previous year.

Statistic	Tritium (pCi/L)
Maximum	1,750
Average	802
Minimum	443
Standard Deviation	426

Emergent Sample Events (Table 3)

In 2014 Fermi 2 performed one emergent sample event. Emergent sample events may be performed in response to a leak of licensed material, in response to a spill, unusual analytical results in samples taken during the course of periodic sampling, or if station personnel are concerned over the integrity of a system, structure, or component containing licensed material. In 2014, an emergent sample event was performed because of a questionable result (2,000 pCi/L) from a screening sample that was performed by the site laboratory. The questionable result was not corroborated by any subsequent samples taken from the well, or adjacent wells, during the emergent sample event or by any samples taken since. Thus, the screening count that initiated the emergent sample event is deemed spurious.

The table below shows summary statistics for positive values in samples taken during emergent sample events.

Statistic	Tritium (pCi/L)
Maximum	1,310
Average	686
Minimum	404
Standard Deviation	428

Plant-related gamma-emitting radioisotopes and hard-to-detect radioisotopes were not detected in any ground-water samples collected from shallow monitor wells in 2014.

DISCUSSION

Results of tritium analysis of ground water sampled in 2014 have shown that ground water from many of the site's wells have never yielded a positive result. In 2014, positive ground water results for tritium ranged from 443 – 1,750 pCi/L. These values are within the range of historic values and similar to the range of values seen in 2013. Furthermore, since the Integrated Ground Water Protection Program was initiated in the Fall of 2007, plant-related gamma isotopes and hard-to-detect isotopes have never been identified in ground-water samples from any of the monitor wells.

If the tritium found in ground water from shallow wells were attributable to a leaking plant system then one would expect the levels to steadily increase over time, especially during the winter when there is, normally, less recharge from surface water. Instead the results from shallow monitor wells show periodic low-level hits for tritium in ground water with no trend. This pattern is more consistent with what one would expect to see if the tritium were attributable to recapture in precipitation. Recapture of tritium emitted from nuclear power plant stacks in precipitation is well documented and these emissions are continuously monitored and reported annually by the utility as part of an approved effluents program. A tritium rain-water washout study performed at the Fermi site revealed that tritium is found in rain water collected at the site. Tritium activity in rain water samples, taken at the site over a period of two months as part of that study, ranged from ca. 400 pCi/L to 5,750 pCi/L. Average tritium activity (averaged from all samples taken per quarter) for the four quarters of 2014 ranged between 263 – 1,270 pCi/L. For more detail on tritium in precipitation samples taken at Fermi in 2014 see Appendix C of this report.

Data

Table 1: Deep Monitor Well Tritium Analysis Results for Year 2014 (Periodic [Quarterly] Sample Events).

MONITOR WELL	EVENT ID	QA TYPE	LAB ID	PARAMETER	PREFIX	VALUE	UNITS
EF2-07-001D	P-2014-G-Q1	Normal	GEL	H-3	<	4.43E+02	PCI/L
EF2-07-001D	P-2014-G-Q2	Normal	GEL	H-3	<	4.01E+02	PCI/L
EF2-07-001D	P-2014-G-Q3	Normal	GEL	H-3	<	4.03E+02	PCI/L
EF2-07-001D	P-2014-G-Q4	Normal	GEL	H-3	<	4.22E+02	PCI/L
EF2-07-003D	P-2014-G-Q1	Normal	GEL	H-3	<	4.21E+02	PCI/L
EF2-07-003D	P-2014-G-Q2	Normal	GEL	H-3	<	4.05E+02	PCI/L
EF2-07-003D	P-2014-G-Q3	Normal	GEL	H-3	<	4.68E+02	PCI/L
EF2-07-003D	P-2014-G-Q4	Normal	GEL	H-3	<	4.12E+02	PCI/L
EF2-07-004D	P-2014-G-Q1	Normal	GEL	H-3	<	4.39E+02	PCI/L
EF2-07-004D	P-2014-G-Q2	Normal	GEL	H-3	<	3.28E+02	PCI/L
EF2-07-004D	P-2014-G-Q3	Normal	GEL	H-3	<	4.40E+02	PCI/L
EF2-07-004D	P-2014-G-Q4	Normal	GEL	H-3	<	4.16E+02	PCI/L
EF2-07-006D	P-2014-G-Q1	Normal	GEL	H-3	<	4.21E+02	PCI/L
EF2-07-006D	P-2014-G-Q2	Normal	GEL	H-3	<	4.04E+02	PCI/L
EF2-07-006D	P-2014-G-Q3	Normal	GEL	H-3	<	4.03E+02	PCI/L
EF2-07-006D	P-2014-G-Q4	Normal	GEL	H-3	<	4.17E+02	PCI/L
EF2-07-008D	P-2014-G-Q1	Normal	GEL	H-3	<	4.21E+02	PCI/L
EF2-07-008D	P-2014-G-Q2	Normal	GEL	H-3	<	3.26E+02	PCI/L
EF2-07-008D	P-2014-G-Q3	Normal	GEL	H-3	<	4.62E+02	PCI/L
EF2-07-008D	P-2014-G-Q4	Normal	GEL	H-3	<	4.09E+02	PCI/L
EF2-07-009D	P-2014-G-Q1	Normal	GEL	H-3	<	4.38E+02	PCI/L
EF2-07-009D	P-2014-G-Q2	Normal	GEL	H-3	<	3.61E+02	PCI/L
EF2-07-009D	P-2014-G-Q3	Normal	GEL	H-3	<	4.56E+02	PCI/L
EF2-07-009D	P-2014-G-Q3	Duplicate	GEL	H-3	<	4.54E+02	PCI/L
EF2-07-009D	P-2014-G-Q4	Normal	GEL	H-3	<	4.23E+02	PCI/L
EF2-07-015D	P-2014-G-Q1	Normal	GEL	H-3	<	4.10E+02	PCI/L
EF2-07-015D	P-2014-G-Q2	Normal	GEL	H-3	<	3.91E+02	PCI/L
EF2-07-015D	P-2014-G-Q3	Normal	GEL	H-3	<	3.49E+02	PCI/L
EF2-07-015D	P-2014-G-Q4	Normal	GEL	H-3	<	4.37E+02	PCI/L
EF2-07-020D	P-2014-G-Q1	Normal	GEL	H-3	<	4.19E+02	PCI/L
EF2-07-020D	P-2014-G-Q2	Normal	GEL	H-3	<	3.59E+02	PCI/L
EF2-07-020D	P-2014-G-Q3	Normal	GEL	H-3	<	4.71E+02	PCI/L
EF2-07-020D	P-2014-G-Q4	Normal	GEL	H-3	<	3.95E+02	PCI/L
EF2-07-029D	P-2014-G-Q1	Normal	GEL	H-3	<	4.42E+02	PCI/L
EF2-07-029D	P-2014-G-Q2	Normal	GEL	H-3	<	4.13E+02	PCI/L
EF2-07-029D	P-2014-G-Q3	Normal	GEL	H-3	<	4.75E+02	PCI/L
EF2-07-029D	P-2014-G-Q3	Duplicate	GEL	H-3	<	4.61E+02	PCI/L
EF2-07-029D	P-2014-G-Q4	Normal	GEL	H-3	<	4.03E+02	PCI/L
EFT-01D	P-2014-G-Q1	Normal	GEL	H-3	<	4.03E+02	PCI/L
EFT-01D	P-2014-G-Q2	Normal	GEL	H-3	<	3.89E+02	PCI/L
EFT-01D	P-2014-G-Q3	Normal	GEL	H-3	<	3.91E+02	PCI/L
EFT-01D	P-2014-G-Q4	Normal	GEL	H-3	<	4.36E+02	PCI/L
EFT-02D	P-2014-G-Q1	Normal	GEL	H-3	<	4.08E+02	PCI/L
EFT-02D	P-2014-G-Q2	Normal	GEL	H-3	<	4.55E+02	PCI/L
EFT-02D	P-2014-G-Q3	Normal	GEL	H-3	<	3.72E+02	PCI/L
EFT-02D	P-2014-G-Q4	Normal	GEL	H-3	<	4.04E+02	PCI/L

*Fermi 2 - 2014 Annual
Radioactive Effluent Release Report*

MONITOR WELL	EVENT ID	QA TYPE	LAB ID	PARAMETER	PREFIX	VALUE	UNITS
EFT-04D	P-2014-G-Q1	Normal	GEL	H-3	<	4.09E+02	PCI/L
EFT-04D	P-2014-G-Q2	Normal	GEL	H-3	<	4.09E+02	PCI/L
EFT-04D	P-2014-G-Q3	Normal	GEL	H-3	<	3.71E+02	PCI/L
EFT-04D	P-2014-G-Q4	Normal	GEL	H-3	<	4.37E+02	PCI/L
EFT-05D	P-2014-G-Q1	Normal	GEL	H-3	<	4.09E+02	PCI/L
EFT-05D	P-2014-G-Q2	Normal	GEL	H-3	<	4.13E+02	PCI/L
EFT-05D	P-2014-G-Q3	Normal	GEL	H-3	<	3.62E+02	PCI/L
EFT-05D	P-2014-G-Q4	Normal	GEL	H-3	<	4.40E+02	PCI/L
EFT-06D	P-2014-G-Q1	Normal	GEL	H-3	<	4.05E+02	PCI/L
EFT-06D	P-2014-G-Q2	Normal	GEL	H-3	<	4.12E+02	PCI/L
EFT-06D	P-2014-G-Q3	Normal	GEL	H-3	<	3.84E+02	PCI/L
EFT-06D	P-2014-G-Q4	Normal	GEL	H-3	<	4.44E+02	PCI/L
EFT-06D	P-2014-G-Q4	Duplicate	GEL	H-3	<	4.35E+02	PCI/L
EFT-11D	P-2014-G-Q1	Normal	GEL	H-3	<	4.16E+02	PCI/L
EFT-11D	P-2014-G-Q2	Normal	GEL	H-3	<	4.20E+02	PCI/L
EFT-11D	P-2014-G-Q3	Normal	GEL	H-3	<	3.64E+02	PCI/L
EFT-11D	P-2014-G-Q4	Normal	GEL	H-3	<	4.05E+02	PCI/L
EFT-12D	P-2014-G-Q1	Normal	GEL	H-3	<	4.08E+02	PCI/L
EFT-12D	P-2014-G-Q2	Normal	GEL	H-3	<	4.00E+02	PCI/L
EFT-12D	P-2014-G-Q3	Normal	GEL	H-3	<	3.64E+02	PCI/L
EFT-12D	P-2014-G-Q4	Normal	GEL	H-3	<	4.30E+02	PCI/L

*Fermi 2 - 2014 Annual
Radioactive Effluent Release Report*

Table 2: Shallow and Intermediate Monitor Well Tritium Analysis Results for Year 2014
(Periodic [Quarterly] Sample Events).

MONITOR WELL	EVENT ID	QA TYPE	LAB ID	PARAMETER	PREFIX	VALUE	UNITS
EF2-07-002S	P-2014-G-Q1	Normal	GEL	H-3	<	4.17E+02	PCI/L
EF2-07-002S	P-2014-G-Q2	Normal	GEL	H-3	<	3.91E+02	PCI/L
EF2-07-002S	P-2014-G-Q3	Normal	GEL	H-3	<	3.68E+02	PCI/L
EF2-07-002S	P-2014-G-Q4	Normal	GEL	H-3	<	4.37E+02	PCI/L
EF2-07-003S	P-2014-G-Q1	Normal	GEL	H-3	<	4.33E+02	PCI/L
EF2-07-003S	P-2014-G-Q2	Normal	GEL	H-3	<	4.07E+02	PCI/L
EF2-07-003S	P-2014-G-Q3	Normal	GEL	H-3	<	4.75E+02	PCI/L
EF2-07-003S	P-2014-G-Q4	Normal	GEL	H-3	<	4.15E+02	PCI/L
EF2-07-005S	P-2014-G-Q2	Normal	GEL	H-3		4.43E+02	PCI/L
EF2-07-005S	P-2014-G-Q1	Normal	GEL	H-3	<	4.23E+02	PCI/L
EF2-07-005S	P-2014-G-Q3	Normal	GEL	H-3	<	4.04E+02	PCI/L
EF2-07-005S	P-2014-G-Q4	Normal	GEL	H-3	<	4.03E+02	PCI/L
EF2-07-007S	P-2014-G-Q1				Note 1		
EF2-07-007S	P-2014-G-Q2	Normal	GEL	H-3	<	3.28E+02	PCI/L
EF2-07-007S	P-2014-G-Q3	Normal	GEL	H-3	<	4.62E+02	PCI/L
EF2-07-007S	P-2014-G-Q4	Normal	GEL	H-3	<	4.13E+02	PCI/L
EF2-07-008S	P-2014-G-Q1	Normal	GEL	H-3	<	4.33E+02	PCI/L
EF2-07-008S	P-2014-G-Q2	Normal	GEL	H-3	<	3.28E+02	PCI/L
EF2-07-008S	P-2014-G-Q2	Duplicate	GEL	H-3	<	4.16E+02	PCI/L
EF2-07-008S	P-2014-G-Q3	Normal	GEL	H-3	<	4.64E+02	PCI/L
EF2-07-008S	P-2014-G-Q4	Normal	GEL	H-3	<	3.96E+02	PCI/L
EF2-07-012S	P-2014-G-Q1	Normal	GEL	H-3	<	4.41E+02	PCI/L
EF2-07-012S	P-2014-G-Q2	Normal	GEL	H-3	<	3.94E+02	PCI/L
EF2-07-012S	P-2014-G-Q3	Normal	GEL	H-3	<	4.50E+02	PCI/L
EF2-07-012S	P-2014-G-Q4	Normal	GEL	H-3	<	4.21E+02	PCI/L
EF2-07-013S	P-2014-G-Q1	Normal	GEL	H-3		1.75E+03	PCI/L
EF2-07-013S	P-2014-G-Q2	Normal	GEL	H-3	<	3.61E+02	PCI/L
EF2-07-013S	P-2014-G-Q3	Normal	GEL	H-3	<	4.18E+02	PCI/L
EF2-07-013S	P-2014-G-Q4	Normal	GEL	H-3	<	4.23E+02	PCI/L
EF2-07-014S	P-2014-G-Q1	Normal	GEL	H-3	<	4.97E+02	PCI/L
EF2-07-014S	P-2014-G-Q2	Normal	GEL	H-3		5.85E+02	PCI/L
EF2-07-014S	P-2014-G-Q3	Normal	GEL	H-3	<	4.55E+02	PCI/L
EF2-07-014S	P-2014-G-Q4	Normal	GEL	H-3	<	4.24E+02	PCI/L
EF2-07-015S	P-2014-G-Q1	Normal	GEL	H-3	<	4.18E+02	PCI/L
EF2-07-015S	P-2014-G-Q2	Normal	GEL	H-3	<	3.89E+02	PCI/L
EF2-07-015S	P-2014-G-Q3	Normal	GEL	H-3	<	3.65E+02	PCI/L
EF2-07-015S	P-2014-G-Q4	Normal	GEL	H-3	<	4.30E+02	PCI/L
EF2-07-016S	P-2014-G-Q1	Normal	GEL	H-3	<	4.13E+02	PCI/L
EF2-07-016S	P-2014-G-Q2	Normal	GEL	H-3	<	3.92E+02	PCI/L
EF2-07-016S	P-2014-G-Q3	Normal	GEL	H-3	<	3.76E+02	PCI/L
EF2-07-016S	P-2014-G-Q4	Normal	GEL	H-3	<	4.28E+02	PCI/L
EF2-07-017S	P-2014-G-Q1				Note 1		
EF2-07-017S	P-2014-G-Q2	Normal	GEL	H-3	<	3.97E+02	PCI/L
EF2-07-017S	P-2014-G-Q3	Normal	GEL	H-3	<	4.49E+02	PCI/L
EF2-07-017S	P-2014-G-Q4	Normal	GEL	H-3	<	4.37E+02	PCI/L
EF2-07-018S	P-2014-G-Q1				Note 2		

*Fermi 2 - 2014 Annual
Radioactive Effluent Release Report*

MONITOR WELL	EVENT ID	QA TYPE	LAB ID	PARAMETER	PREFIX	VALUE	UNITS
EF2-07-018S	P-2014-G-Q2				Note 2		
EF2-07-018S	P-2014-G-Q3				Note 2		
EF2-07-018S	P-2014-G-Q4	Normal	GEL	H-3	<	4.05E+02	PCI/L
EF2-07-019S	P-2014-G-Q1	Normal	GEL	H-3	<	4.46E+02	PCI/L
EF2-07-019S	P-2014-G-Q2	Normal	GEL	H-3	<	4.08E+02	PCI/L
EF2-07-019S	P-2014-G-Q3	Normal	GEL	H-3	<	4.51E+02	PCI/L
EF2-07-019S	P-2014-G-Q3	Duplicate	GEL	H-3	<	4.12E+02	PCI/L
EF2-07-019S	P-2014-G-Q4	Normal	GEL	H-3	<	4.13E+02	PCI/L
EF2-07-020S	P-2014-G-Q1	Normal	GEL	H-3	<	4.43E+02	PCI/L
EF2-07-020S	P-2014-G-Q2	Normal	GEL	H-3	<	3.27E+02	PCI/L
EF2-07-020S	P-2014-G-Q3	Normal	GEL	H-3	<	4.57E+02	PCI/L
EF2-07-020S	P-2014-G-Q4	Normal	GEL	H-3	<	4.18E+02	PCI/L
EF2-07-020S	P-2014-G-Q4	Duplicate	GEL	H-3	<	4.17E+02	PCI/L
EF2-07-021S	P-2014-G-Q1	Normal	GEL	H-3	<	4.32E+02	PCI/L
EF2-07-021S	P-2014-G-Q2	Normal	GEL	H-3	<	3.57E+02	PCI/L
EF2-07-021S	P-2014-G-Q3	Normal	GEL	H-3	<	4.65E+02	PCI/L
EF2-07-021S	P-2014-G-Q4	Normal	GEL	H-3	<	4.17E+02	PCI/L
EF2-07-022S	P-2014-G-Q1	Normal	GEL	H-3	<	4.14E+02	PCI/L
EF2-07-022S	P-2014-G-Q2	Normal	GEL	H-3	<	3.85E+02	PCI/L
EF2-07-022S	P-2014-G-Q3	Normal	GEL	H-3	<	4.67E+02	PCI/L
EF2-07-022S	P-2014-G-Q4	Normal	GEL	H-3	<	4.29E+02	PCI/L
EF2-07-023S	P-2014-G-Q1	Normal	GEL	H-3		8.14E+02	PCI/L
EF2-07-023S	P-2014-G-Q2	Normal	GEL	H-3	<	3.58E+02	PCI/L
EF2-07-023S	P-2014-G-Q3	Normal	GEL	H-3	<	4.66E+02	PCI/L
EF2-07-023S	P-2014-G-Q4	Normal	GEL	H-3	<	4.39E+02	PCI/L
EF2-07-024S	P-2014-G-Q1	Normal	GEL	H-3		5.29E+02	PCI/L
EF2-07-024S	P-2014-G-Q2	Normal	GEL	H-3	<	3.28E+02	PCI/L
EF2-07-024S	P-2014-G-Q3	Normal	GEL	H-3	<	4.17E+02	PCI/L
EF2-07-024S	P-2014-G-Q4	Normal	GEL	H-3	<	4.06E+02	PCI/L
EF2-07-025S	P-2014-G-Q1	Normal	GEL	H-3		8.89E+02	PCI/L
EF2-07-025S	P-2014-G-Q2	Normal	GEL	H-3		4.87E+02	PCI/L
EF2-07-025S	P-2014-G-Q3	Normal	GEL	H-3		9.17E+02	PCI/L
EF2-07-025S	P-2014-G-Q4	Normal	GEL	H-3	<	3.98E+02	PCI/L
EF2-07-026S	P-2014-G-Q1	Normal	GEL	H-3	<	4.17E+02	PCI/L
EF2-07-026S	P-2014-G-Q2	Normal	GEL	H-3	<	3.98E+02	PCI/L
EF2-07-026S	P-2014-G-Q3	Normal	GEL	H-3	<	4.66E+02	PCI/L
EF2-07-026S	P-2014-G-Q4	Normal	GEL	H-3	<	4.17E+02	PCI/L
EF2-07-027S	P-2014-G-Q1	Normal	GEL	H-3	<	4.42E+02	PCI/L
EF2-07-027S	P-2014-G-Q2	Normal	GEL	H-3	<	3.95E+02	PCI/L
EF2-07-027S	P-2014-G-Q3	Normal	GEL	H-3	<	4.58E+02	PCI/L
EF2-07-027S	P-2014-G-Q4	Normal	GEL	H-3	<	4.13E+02	PCI/L
EF2-07-028S	P-2014-G-Q1	Normal	GEL	H-3	<	4.13E+02	PCI/L
EF2-07-028S	P-2014-G-Q2	Normal	GEL	H-3	<	3.88E+02	PCI/L
EF2-07-028S	P-2014-G-Q2	Duplicate	GEL	H-3	<	3.93E+02	PCI/L
EF2-07-028S	P-2014-G-Q3	Normal	GEL	H-3	<	3.66E+02	PCI/L
EF2-07-028S	P-2014-G-Q4	Normal	GEL	H-3	<	4.44E+02	PCI/L
EF2-07-029S	P-2014-G-Q1	Normal	GEL	H-3	<	4.16E+02	PCI/L
EF2-07-029S	P-2014-G-Q2	Normal	GEL	H-3	<	3.25E+02	PCI/L
EF2-07-029S	P-2014-G-Q3	Normal	GEL	H-3	<	4.69E+02	PCI/L

*Fermi 2 - 2014 Annual
Radioactive Effluent Release Report*

MONITOR WELL	EVENT ID	QA TYPE	LAB ID	PARAMETER	PREFIX	VALUE	UNITS
EF2-07-029S	P-2014-G-Q4	Normal	GEL	H-3	<	3.99E+02	PCI/L
EF2-07-031S	P-2014-G-Q1	Normal	GEL	H-3	<	4.40E+02	PCI/L
EF2-07-031S	P-2014-G-Q2	Normal	GEL	H-3	<	4.02E+02	PCI/L
EF2-07-031S	P-2014-G-Q3	Normal	GEL	H-3	<	3.99E+02	PCI/L
EF2-07-031S	P-2014-G-Q4				Note 3		
EFT-01S	P-2014-G-Q2	Normal	GEL	H-3	<	3.88E+02	PCI/L
EFT-01S	P-2014-G-Q4	Normal	GEL	H-3	<	4.47E+02	PCI/L
EFT-02S	P-2014-G-Q2	Normal	GEL	H-3	<	4.13E+02	PCI/L
EFT-02S	P-2014-G-Q4	Normal	GEL	H-3	<	4.05E+02	PCI/L
EFT-04S	P-2014-G-Q2	Normal	GEL	H-3	<	4.13E+02	PCI/L
EFT-04S	P-2014-G-Q4	Normal	GEL	H-3	<	4.42E+02	PCI/L
EFT-05S	P-2014-G-Q2	Normal	GEL	H-3	<	4.13E+02	PCI/L
EFT-05S	P-2014-G-Q4	Normal	GEL	H-3	<	4.16E+02	PCI/L
EFT-06S	P-2014-G-Q2	Normal	GEL	H-3	<	4.16E+02	PCI/L
EFT-06S	P-2014-G-Q4	Normal	GEL	H-3	<	4.47E+02	PCI/L
EFT-07S	P-2014-G-Q2	Normal	GEL	H-3	<	3.83E+02	PCI/L
EFT-07S	P-2014-G-Q4	Normal	GEL	H-3	<	4.40E+02	PCI/L
EFT-08SR	P-2014-G-Q2	Normal	GEL	H-3	<	3.84E+02	PCI/L
EFT-08SR	P-2014-G-Q4	Normal	GEL	H-3	<	4.20E+02	PCI/L
EFT-09S	P-2014-G-Q2	Normal	GEL	H-3	<	4.07E+02	PCI/L
EFT-09S	P-2014-G-Q4	Normal	GEL	H-3	<	4.17E+02	PCI/L
EFT-10S	P-2014-G-Q2	Normal	GEL	H-3	<	3.89E+02	PCI/L
EFT-10S	P-2014-G-Q4	Normal	GEL	H-3	<	4.35E+02	PCI/L
MW-09S	P-2014-G-Q1	Normal	GEL	H-3	<	4.46E+02	PCI/L
MW-09S	P-2014-G-Q2	Normal	GEL	H-3	<	3.27E+02	PCI/L
MW-09S	P-2014-G-Q3	Normal	GEL	H-3	<	4.07E+02	PCI/L
MW-09S	P-2014-G-Q3	Duplicate	GEL	H-3	<	3.63E+02	PCI/L
MW-09S	P-2014-G-Q4	Normal	GEL	H-3	<	4.12E+02	PCI/L
MW-09S	P-2014-G-Q4	Duplicate	GEL	H-3	<	4.09E+02	PCI/L
MW-10S	P-2014-G-Q1				Note 4		
MW-10S	P-2014-G-Q2				Note 4		
MW-10S	P-2014-G-Q3				Note 4		
MW-10S	P-2014-G-Q4				Note 4		
MW-11S	P-2014-G-Q1				Note 4		
MW-11S	P-2014-G-Q2	Normal	GEL	H-3	<	4.01E+02	PCI/L
MW-11S	P-2014-G-Q3	Normal	GEL	H-3	<	4.12E+02	PCI/L
MW-11S	P-2014-G-Q4				Note 3		
MW-18S	P-2014-G-Q1	Normal	GEL	H-3	<	4.36E+02	PCI/L
MW-18S	P-2014-G-Q2	Normal	GEL	H-3	<	3.94E+02	PCI/L
MW-18S	P-2014-G-Q2	Duplicate	GEL	H-3	<	3.98E+02	PCI/L
MW-18S	P-2014-G-Q3	Normal	GEL	H-3	<	3.91E+02	PCI/L
MW-18S	P-2014-G-Q4	Normal	GEL	H-3	<	4.07E+02	PCI/L
MW-21S	P-2014-G-Q1	Normal	GEL	H-3	<	4.32E+02	PCI/L
MW-21S	P-2014-G-Q2	Normal	GEL	H-3	<	3.29E+02	PCI/L
MW-21S	P-2014-G-Q3	Normal	GEL	H-3	<	4.02E+02	PCI/L
MW-21S	P-2014-G-Q4	Normal	GEL	H-3	<	4.18E+02	PCI/L
P-392S	P-2014-G-Q1	Normal	GEL	H-3	<	4.17E+02	PCI/L
P-392S	P-2014-G-Q2	Normal	GEL	H-3	<	3.92E+02	PCI/L
P-392S	P-2014-G-Q3	Normal	GEL	H-3	<	3.62E+02	PCI/L

*Fermi 2 - 2014 Annual
Radioactive Effluent Release Report*

MONITOR WELL	EVENT ID	QA TYPE	LAB ID	PARAMETER	PREFIX	VALUE	UNITS
P-392S	P-2014-G-Q4	Normal	GEL	H-3	<	4.40E+02	PCI/L
EFT-01I	P-2014-G-Q1	Normal	GEL	H-3	<	4.04E+02	PCI/L
EFT-01I	P-2014-G-Q2	Normal	GEL	H-3	<	3.90E+02	PCI/L
EFT-01I	P-2014-G-Q2	Duplicate	GEL	H-3	<	3.90E+02	PCI/L
EFT-01I	P-2014-G-Q3	Normal	GEL	H-3	<	3.80E+02	PCI/L
EFT-01I	P-2014-G-Q4	Normal	GEL	H-3	<	4.30E+02	PCI/L
EFT-11I	P-2014-G-Q1	Normal	GEL	H-3	<	4.09E+02	PCI/L
EFT-11I	P-2014-G-Q2	Normal	GEL	H-3	<	4.16E+02	PCI/L
EFT-11I	P-2014-G-Q3	Normal	GEL	H-3	<	3.62E+02	PCI/L
EFT-11I	P-2014-G-Q4	Normal	GEL	H-3	<	4.19E+02	PCI/L
EFT-12I	P-2014-G-Q1	Normal	GEL	H-3	<	4.07E+02	PCI/L
EFT-12I	P-2014-G-Q2	Normal	GEL	H-3	<	3.92E+02	PCI/L
EFT-12I	P-2014-G-Q3	Normal	GEL	H-3	<	3.70E+02	PCI/L
EFT-12I	P-2014-G-Q4	Normal	GEL	H-3	<	4.16E+02	PCI/L
EFT-13I	P-2014-G-Q2	Normal	GEL	H-3	<	3.87E+02	PCI/L
EFT-13I	P-2014-G-Q4	Normal	GEL	H-3	<	4.49E+02	PCI/L

Note 1: Monitor well could not be sampled – covered by ice.

Note 2: Monitor well could not be sampled – in a restricted area.

Note 3: Monitor well could not be sampled – area flooded due to rain.

Note 4: Monitor well could not be accessed because it has been buried in gravel/soil due to recent construction.

Table 3: Monitor Well Tritium Analysis Results for Year 2014 (Emergent Sample Events)

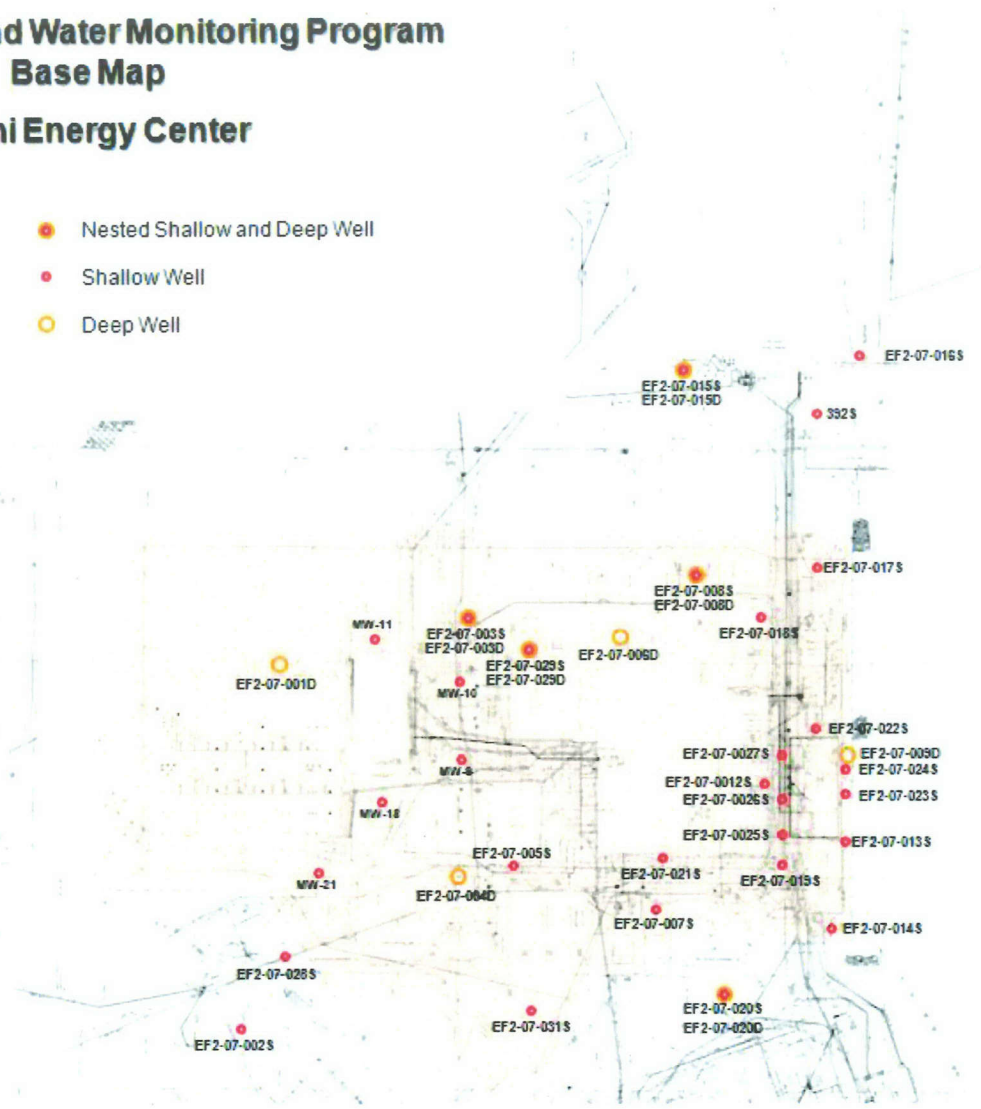
MONITOR WELL	EVENT ID	QA TYPE	LAB ID	PARAMETER	PREFIX	VALUE	UNITS
EF2-07-013S	E-2014-G-01	Normal	GEL	H-3	<	4.08E+02	PCI/L
EF2-07-014S	E-2014-G-01	Normal	GEL	H-3	<	1.31E+03	PCI/L
EF2-07-024S	E-2014-G-01	Normal	GEL	H-3	<	4.04E+02	PCI/L
EF2-07-025S	E-2014-G-01	Normal	GEL	H-3	<	6.23E+02	PCI/L

Maps

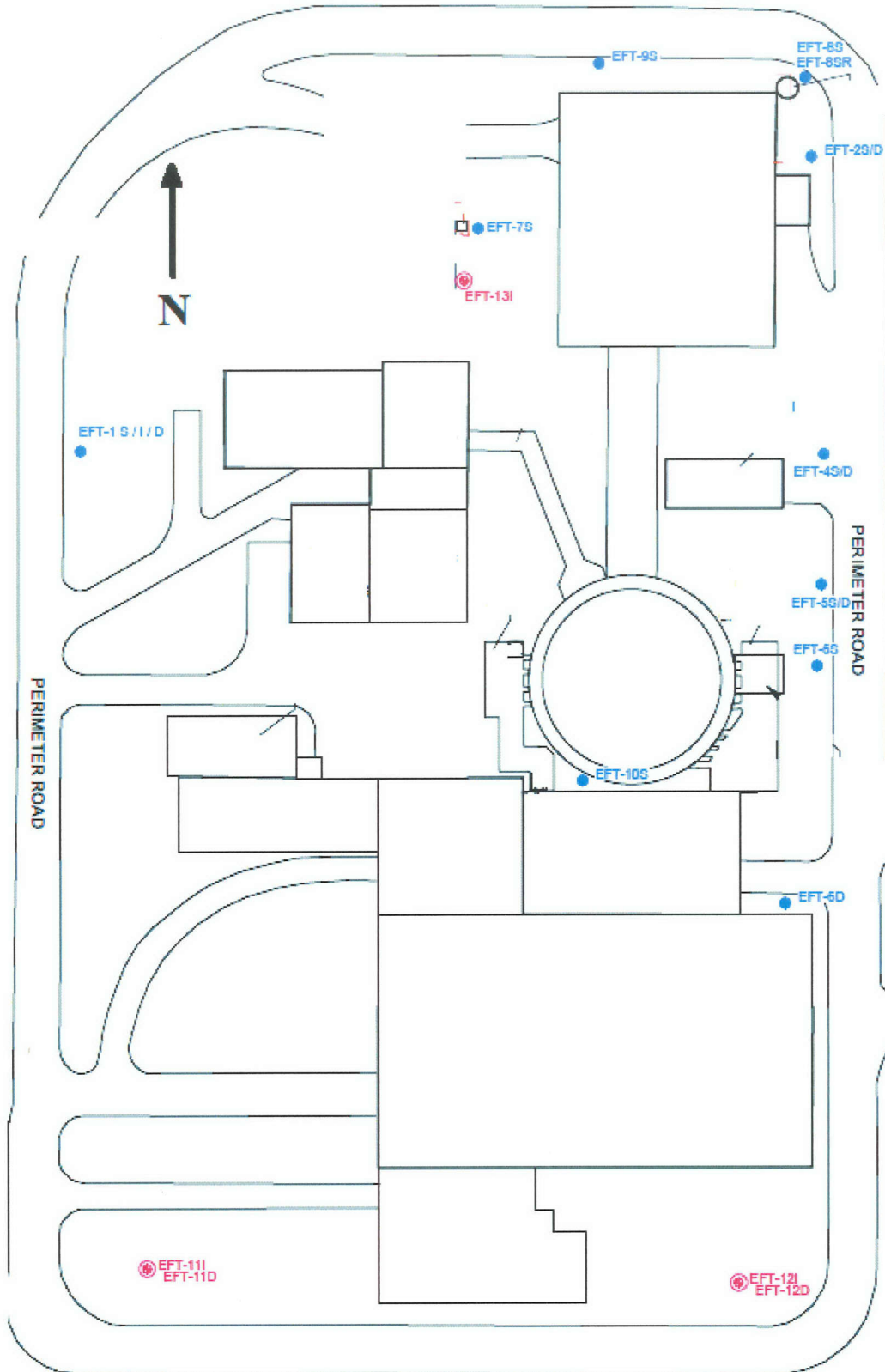
Map of Current Monitor Well Locations (EF2 and Owner Controlled Area)

Integrated Ground Water Monitoring Program Base Map Fermi Energy Center

- Nested Shallow and Deep Well
- Shallow Well
- Deep Well



Map of Current Monitor Well Locations (EF1)



Appendix C

Precipitation Data and Analysis

Fermi 2 has documented the phenomenon of precipitation washout of gaseous effluents, where tritium concentrations above background levels are routinely detected, in precipitation samples collected at the site. These positive samples are most often observed in down-wind sectors from the plant. The Nuclear Regulatory Commission has also recognized this phenomenon of the recapture of monitored gaseous effluents as discussed in NRC Regulatory Issue Summary 2008-03.

Fermi 2 continues to monitor this phenomenon through the collection of precipitation samples and storm-water outfall samples at least once per quarter. These samples are analyzed for tritium to a Lower Limit of Detection (LLD) of 500 pCi/L. The table and map at the end of this appendix show tritium results and collection locations for 2014 precipitation samples. The following general points may be made about these data:

- 1) Higher precipitation tritium levels were detected in down-wind sectors from the plant. This is to be expected based on the prevailing wind direction and the location of the turbine building vent, which is the largest release point and has the lowest elevation. It is also consistent with the occasional detection of tritium in shallow groundwater wells, as mentioned in Appendix B.
- 2) Detection of tritium in precipitation samples is more frequent and at somewhat higher levels than in shallow groundwater wells. This is consistent with the dilution of tritium from precipitation prior to its occurrence in groundwater wells.
- 3) Tritium levels seen at the storm-water outfall can be explained by runoff of relatively highly tritiated water from plant roofs (near plant vents).
- 4) Tritium levels in precipitation near the CST can be explained by periodic venting of tritiated water vapor from the CST and CRT (These are minor release points for tritium, the calculated total tritium emission from this source is documented elsewhere in this report.).
- 5) With the exception of one precipitation sample taken during the fourth quarter of 2014 (4,170 pCi/L), all precipitation and storm-water tritium concentrations were less than one-tenth of the EPA drinking water limit (20,000 pCi/L).

Table 11 presents 2014 precipitation and storm-water tritium analyses. The designation "<" indicates that tritium in the sample was less than the "Critical Level" for that sample. The Critical Level is the net count rate that must be exceeded before the sample is said to have activity above background. Precipitation and storm-water samples are analyzed by Fermi 2 Chemistry personnel using a Liquid Scintillation Counter. The lab is requested to count these samples to an LLD of 500 pCi/L and all critical levels reported are less than the requested LLD. The CL for each sample is presented in the table. The attached map shows the sample locations for the results reported in Table 11:

*Fermi 2 - 2014 Annual
Radioactive Effluent Release Report*

Table 11: Precipitation and Storm Water Tritium Analysis Results for Year 2014

SAMPLE LOCATION	SAMPLE_ID	SAMPLE DATE	PREFIX	H3 RESULT (pCi/L)	CL (pCi/L)
H3-PR-01	702863	20-Mar-14		6.63E+02	1.81E+02
H3-PR-04	702864	20-Mar-14		1.18E+03	1.81E+02
H3-PR-05	702865	20-Mar-14		Note 1	
H3-PR-06	702866	20-Mar-14		2.41E+02	1.81E+02
H3-PR-07	702867	20-Mar-14	<	1.81E+02	1.81E+02
H3-PR-08	702868	20-Mar-14		3.31E+02	1.81E+02
H3-PR-14	702869	20-Mar-14		6.63E+02	1.81E+02
H3-PR-23	702870	20-Mar-14		Note 2	
H3-PR-24	702871	20-Mar-14		2.41E+02	1.81E+02
H3-PR-29	702872	20-Mar-14		3.62E+02	1.81E+02
H3-PR-30	702873	20-Mar-14		4.82E+02	1.81E+02
OUTFALL 002	702874	20-Mar-14		2.41E+02	1.81E+02
H3-PR-01	702883	30-Apr-14		7.52E+02	1.80E+02
H3-PR-04	702884	30-Apr-14		4.21E+02	1.80E+02
H3-PR-05	702885	30-Apr-14		5.71E+02	1.80E+02
H3-PR-06	702886	30-Apr-14		7.82E+02	1.80E+02
H3-PR-07	702887	30-Apr-14		7.82E+02	1.80E+02
H3-PR-08	702888	30-Apr-14	<	1.80E+02	1.80E+02
H3-PR-14	702889	30-Apr-14		3.91E+02	1.80E+02
H3-PR-23	702890	30-Apr-14		5.11E+02	1.80E+02
H3-PR-24	702891	30-Apr-14	<	1.80E+02	1.80E+02
H3-PR-29	702892	30-Apr-14		2.71E+02	1.80E+02
H3-PR-30	702893	30-Apr-14		7.22E+02	1.80E+02
OUTFALL 002	702894	30-Apr-14		3.31E+02	1.80E+02
H3-PR-01	703035	11-Sep-14		3.07E+02	1.84E+02
H3-PR-04	703036	11-Sep-14		2.00E+02	1.84E+02
H3-PR-05	703037	11-Sep-14		8.98E+02	1.84E+02
H3-PR-06	703038	11-Sep-14	<	1.83E+02	1.83E+02
H3-PR-07	703039	11-Sep-14	<	1.83E+02	1.83E+02
H3-PR-08	703040	11-Sep-14	<	1.83E+02	1.83E+02
H3-PR-14	703041	11-Sep-14		2.06E+02	1.84E+02
H3-PR-23	703042	11-Sep-14	<	1.84E+02	1.84E+02
H3-PR-24	703043	11-Sep-14	<	1.84E+02	1.84E+02
H3-PR-29	703044	11-Sep-14	<	1.83E+02	1.83E+02
H3-PR-30	703045	11-Sep-14	<	1.84E+02	1.84E+02
OUTFALL 002	703046	11-Sep-14		3.98E+02	2.14E+02
H3-PR-01	703113	19-Nov-14		1.35E+03	1.74E+02
H3-PR-04	703114	19-Nov-14		4.17E+03	1.74E+02
H3-PR-05	703115	19-Nov-14		1.83E+03	1.74E+02
H3-PR-06	703116	19-Nov-14	<	1.74E+02	1.74E+02
H3-PR-07	703117	19-Nov-14		Note 2	
H3-PR-08	703118	19-Nov-14		3.31E+02	1.74E+02
H3-PR-14	703119	19-Nov-14		2.02E+03	1.74E+02
H3-PR-23	703120	19-Nov-14		2.02E+03	1.74E+02
H3-PR-24	703121	19-Nov-14	<	1.74E+02	1.74E+02
H3-PR-29	703122	19-Nov-14		3.75E+02	1.74E+02

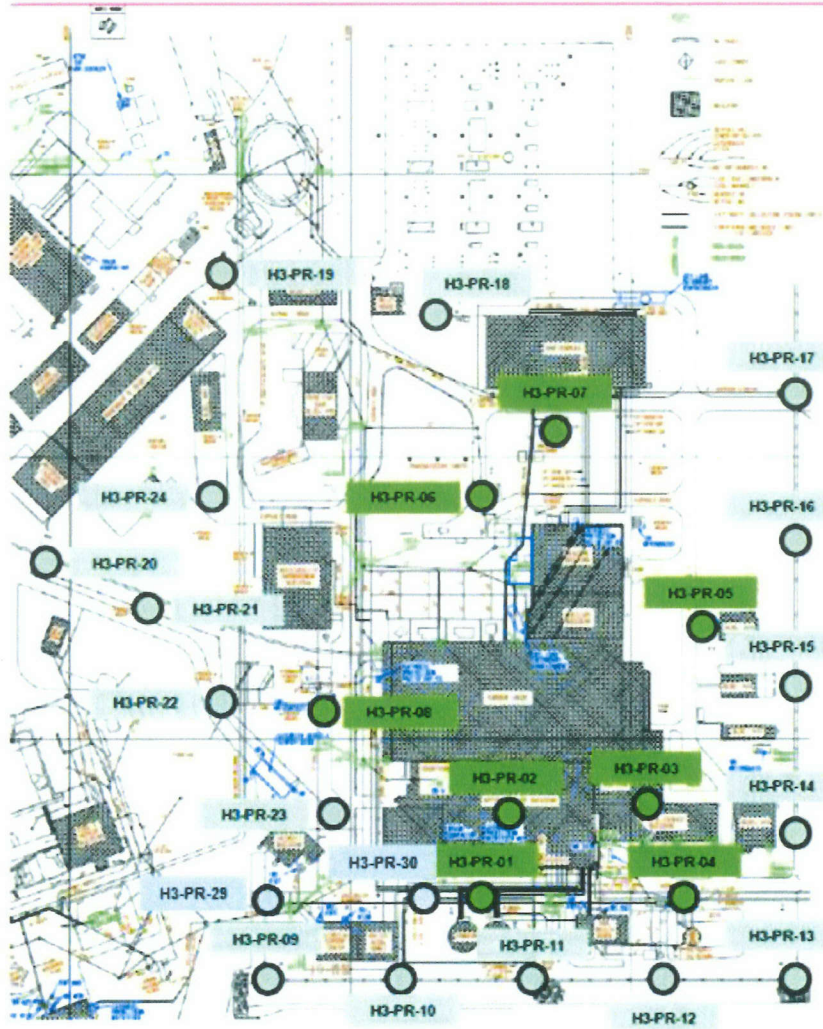
*Fermi 2 - 2014 Annual
Radioactive Effluent Release Report*

H3-PR-30	703123	19-Nov-14		2.27E+02	1.74E+02
OUTFALL 002	703124	21-Nov-14	<	1.74E+02	1.74E+02

Note 1: Not Sampled – bucket tipped over by wind.

Note 2: Not Sampled – less than minimum sample size collected.

RAIN WATER COLLECTION LOCATIONS



Appendix D

Meteorological Joint Frequency Distributions

Wind Speed (MPH)		Stability Class A																
Between		N	NNE	NE	ENE	E	ESE	SE	SSE	S	SSW	SW	WSW	W	WNW	NW	NNW	Total
0.00	0.75	0	0	0	0	0	0	0	0	0	0	0	0	0	0	1	0	1
0.75	2.50	2	3	2	1	2	1	2	0	1	1	0	3	6	4	4	2	34
2.50	4.50	4	4	6	19	13	13	14	12	14	16	8	26	31	37	25	11	253
4.50	6.50	7	11	16	25	30	72	65	33	32	26	17	18	26	45	44	19	486
6.50	8.50	5	5	10	35	36	84	91	39	28	56	17	27	27	35	31	24	550
8.50	11.50	4	3	8	15	33	55	20	13	9	36	53	24	12	17	33	16	351
11.50	14.50	3	0	1	2	21	21	1	0	5	21	10	5	5	2	6	3	106
14.50	18.50	3	0	0	1	3	2	0	0	0	7	8	4	0	0	0	0	28
18.50	23.50	0	0	0	0	0	0	0	0	0	2	1	0	0	0	0	0	3
23.50	30.50	0	0	0	0	0	0	0	0	0	0	0	0	0	0	0	0	0
30.50	39.50	0	0	0	0	0	0	0	0	0	0	0	0	0	0	0	0	0
39.50	42.50	0	0	0	0	0	0	0	0	0	0	0	0	0	0	0	0	0
Total:		28	26	43	98	138	248	193	97	89	165	114	107	107	140	144	75	

Wind Speed (MPH)		Stability Class B																
Between		N	NNE	NE	ENE	E	ESE	SE	SSE	S	SSW	SW	WSW	W	WNW	NW	NNW	Total
0.00	0.75	0	0	1	0	0	0	0	0	0	0	0	0	0	0	0	0	1
0.75	2.50	1	1	2	1	1	2	0	1	0	0	1	1	1	2	0	0	14
2.50	4.50	2	1	2	2	1	6	3	1	2	4	1	15	8	7	11	7	73
4.50	6.50	4	2	4	6	5	5	10	4	9	10	12	7	16	12	12	11	129
6.50	8.50	6	2	2	4	1	5	8	3	6	13	12	17	9	8	6	9	111
8.50	11.50	1	2	1	2	3	11	4	0	1	12	16	6	4	0	4	5	72
11.50	14.50	2	0	0	0	4	0	0	0	2	0	5	5	0	2	2	2	24
14.50	18.50	1	0	0	2	0	0	1	0	0	0	4	0	0	0	0	1	9
18.50	23.50	0	0	0	0	0	0	0	0	0	0	1	0	0	0	0	0	1
23.50	30.50	0	0	0	0	0	0	0	0	0	0	0	0	0	0	0	0	0
30.50	39.50	0	0	0	0	0	0	0	0	0	0	0	0	0	0	0	0	0
39.50	42.50	0	0	0	0	0	0	0	0	0	0	0	0	0	0	0	0	0
Total:		17	8	12	17	15	29	26	9	20	39	52	51	38	31	35	35	

Wind Speed (MPH)		Stability Class C																
Between		N	NNE	NE	ENE	E	ESE	SE	SSE	S	SSW	SW	WSW	W	WNW	NW	NNW	Total
0.00	0.75	0	0	0	0	0	0	0	0	0	0	0	0	0	0	0	0	0
0.75	2.50	0	1	0	0	0	1	0	0	1	1	1	3	2	5	3	0	18
2.50	4.50	3	5	4	0	1	3	7	5	6	5	6	8	7	3	9	3	75
4.50	6.50	6	6	3	3	2	6	9	2	10	13	11	11	26	6	6	13	133
6.50	8.50	3	1	3	1	5	13	1	6	4	12	15	9	9	4	5	15	106
8.50	11.50	6	4	2	5	8	0	1	0	4	7	15	12	4	1	0	6	75
11.50	14.50	4	1	0	3	5	0	0	0	1	9	11	4	0	1	0	0	39
14.50	18.50	0	2	0	1	4	0	2	0	0	1	5	0	0	0	0	0	15
18.50	23.50	0	0	0	0	0	0	0	0	0	1	2	0	0	0	0	0	3
23.50	30.50	0	0	0	0	0	0	0	0	0	0	0	0	0	0	0	0	0
30.50	39.50	0	0	0	0	0	0	0	0	0	0	0	0	0	0	0	0	0
39.50	42.50	0	0	0	0	0	0	0	0	0	0	0	0	0	0	0	0	0
Total:		22	20	12	13	25	23	20	13	26	49	66	47	48	20	23	37	

Wind Speed (MPH)		Stability Class D																
Between		N	NNE	NE	ENE	E	ESE	SE	SSE	S	SSW	SW	WSW	W	WNW	NW	NNW	Total
0.00	0.75	1	0	0	0	0	1	0	0	1	0	1	0	0	1	1	0	6
0.75	2.50	17	6	6	7	2	3	4	4	6	2	13	13	24	17	16	11	151
2.50	4.50	36	18	18	19	12	15	11	15	24	13	53	84	65	37	60	29	509
4.50	6.50	13	12	53	46	26	52	44	32	40	44	100	70	69	49	49	41	740
6.50	8.50	15	9	47	50	33	54	38	22	29	88	99	51	46	40	28	45	694
8.50	11.50	37	13	28	54	32	41	26	9	18	119	158	76	51	25	9	50	746
11.50	14.50	25	12	5	24	21	7	3	0	9	48	50	23	11	1	2	9	250
14.50	18.50	10	6	2	6	16	5	0	0	0	3	30	2	0	0	0	2	82
18.50	23.50	9	0	0	0	3	0	0	0	0	4	12	0	0	0	0	0	28
23.50	30.50	0	0	0	0	0	0	0	0	0	0	1	0	0	0	0	0	1
30.50	39.50	0	0	0	0	0	0	0	0	0	0	0	0	0	0	0	0	0
39.50	42.50	0	0	0	0	0	0	0	0	0	0	0	0	0	0	0	0	0
Total:		163	76	159	206	145	178	126	82	127	321	517	319	266	170	165	187	

Wind Speed (MPH)		Stability Class E																
Between		N	NNE	NE	ENE	E	ESE	SE	SSE	S	SSW	SW	WSW	W	WNW	NW	NNW	Total
0.00	0.75	0	1	0	0	3	2	1	0	0	2	0	1	2	1	1	0	14
0.75	2.50	11	9	5	3	2	2	5	7	15	13	23	33	44	52	30	15	269
2.50	4.50	31	32	10	10	5	13	15	22	32	46	60	70	46	67	64	31	554
4.50	6.50	17	15	14	9	8	16	19	29	31	57	36	12	15	24	17	17	336
6.50	8.50	10	1	7	7	13	28	17	25	28	45	21	6	3	18	11	9	249
8.50	11.50	19	0	0	1	10	15	10	15	14	75	10	6	3	9	3	4	194
11.50	14.50	2	1	0	0	2	3	8	3	3	7	0	0	0	1	3	2	35
14.50	18.50	2	2	0	0	3	2	3	0	0	6	0	0	0	0	0	1	19
18.50	23.50	1	0	0	0	0	0	0	0	0	0	1	0	0	0	0	0	2
23.50	30.50	0	0	0	0	0	0	0	0	0	0	0	0	0	0	0	0	0
30.50	39.50	0	0	0	0	0	0	0	0	0	0	0	0	0	0	0	0	0
39.50	42.50	0	0	0	0	0	0	0	0	0	0	0	0	0	0	0	0	0
Total:		93	61	36	30	46	81	78	101	123	251	151	128	113	172	129	79	

Wind Speed (MPH)		Stability Class F																
Between		N	NNE	NE	ENE	E	ESE	SE	SSE	S	SSW	SW	WSW	W	WNW	NW	NNW	Total
0.00	0.75	1	0	0	2	0	0	0	1	0	1	1	0	1	0	0	0	7
0.75	2.50	8	0	3	0	1	0	1	5	8	14	16	39	54	52	29	18	248
2.50	4.50	11	4	1	1	1	5	11	7	7	25	29	15	15	44	19	25	220
4.50	6.50	6	1	1	0	0	9	6	14	6	15	3	1	0	1	4	2	69
6.50	8.50	0	0	0	0	3	5	2	12	16	18	1	0	0	0	0	1	58
8.50	11.50	0	0	0	0	3	5	8	4	5	2	0	0	0	0	0	1	28
11.50	14.50	1	0	0	0	0	0	1	1	1	1	0	0	0	0	0	0	5
14.50	18.50	1	0	0	0	0	0	0	0	0	0	0	0	0	0	0	0	1
18.50	23.50	3	0	0	0	0	0	0	0	0	0	0	0	0	0	0	1	4
23.50	30.50	0	0	0	0	0	0	0	0	0	0	0	0	0	0	0	0	0
30.50	39.50	0	0	0	0	0	0	0	0	0	0	0	0	0	0	0	0	0
39.50	42.50	0	0	0	0	0	0	0	0	0	0	0	0	0	0	0	0	0
Total:		31	5	5	3	8	24	29	44	43	76	50	55	70	97	52	48	

Wind Speed (MPH)		Stability Class G																
Between		N	NNE	NE	ENE	E	ESE	SE	SSE	S	SSW	SW	WSW	W	WNW	NW	NNW	Total
0.00	0.75	1	1	1	1	0	0	0	0	0	3	1	0	1	1	2	0	12
0.75	2.50	4	3	2	2	2	7	2	3	5	6	19	22	61	93	27	10	268
2.50	4.50	4	2	0	1	4	4	4	3	0	4	8	8	3	28	12	15	100
4.50	6.50	1	0	0	0	2	7	7	6	2	0	0	0	0	0	0	1	26
6.50	8.50	0	0	0	0	1	5	5	3	0	0	0	0	0	0	0	0	14
8.50	11.50	0	0	0	0	0	1	0	4	0	0	0	0	0	0	0	0	5
11.50	14.50	0	0	0	0	0	0	0	0	0	0	0	0	0	0	0	0	0
14.50	18.50	0	0	0	0	0	0	0	0	0	0	0	0	0	0	0	0	0
18.50	23.50	0	0	0	0	0	0	0	0	0	0	0	0	0	0	0	0	0
23.50	30.50	0	0	0	0	0	0	0	0	0	0	0	0	0	0	0	0	0
30.50	39.50	0	0	0	0	0	0	0	0	0	0	0	0	0	0	0	0	0
39.50	42.50	0	0	0	0	0	0	0	0	0	0	0	0	0	0	0	0	0
Total:		10	6	3	4	9	24	18	19	7	13	28	30	65	122	41	26	

**Enclosure 2 to
NRC-15-0052**

2014 Annual Radioactive Environmental Operating Report

Total Pages – 244

**Enrico Fermi Atomic Power Plant, Unit 2
Fermi 2 NRC Docket No. 50-341
Operating License No. NPF-43**

FERMI 2 NUCLEAR POWER PLANT

DTE Electric Company

OPERATING LICENSE NO. NPF - 43

**Fermi 2 - 2014 Annual
Radiological Environmental Operating Report**

**for the period of
January 1, 2014 through December 31, 2014**

Prepared by:

Fermi 2
Radiological Engineering

<i>Table of Contents</i>	<i>Page</i>
<i>Executive Summary</i>	<i>1</i>
<i>Radiological Environmental Monitoring Program Results</i>	<i>2</i>
<i>Direct Radiation Monitoring</i>	<i>2</i>
<i>Thermoluminescent Dosimeters</i>	<i>2</i>
<i>Atmospheric Monitoring</i>	<i>3</i>
<i>Air Sampling</i>	<i>3</i>
<i>Terrestrial Monitoring</i>	<i>6</i>
<i>Milk Sampling</i>	<i>6</i>
<i>Ground-Water Sampling</i>	<i>7</i>
<i>Garden Sampling</i>	<i>8</i>
<i>Aquatic Monitoring</i>	<i>9</i>
<i>Drinking-Water Sampling</i>	<i>9</i>
<i>Surface-Water Sampling</i>	<i>10</i>
<i>Sediment Sampling</i>	<i>12</i>
<i>Fish Sampling</i>	<i>14</i>
<i>Land-Use Census</i>	<i>15</i>
<i>2014 Land Use Census Results</i>	<i>16</i>
<i>Errata</i>	<i>17</i>
<i>Appendix A</i>	
<i>Sampling Locations</i>	<i>A-0</i>
<i>Appendix B</i>	
<i>Environmental Data Summary</i>	<i>B-0</i>
<i>Appendix C</i>	
<i>Environmental Data Tables</i>	<i>C-0</i>
<i>Appendix D</i>	
<i>Environmental Program Exceptions</i>	<i>D-0</i>
<i>Direct Radiation Monitoring</i>	<i>D-1</i>
<i>Atmospheric Monitoring</i>	<i>D-1</i>
<i>Terrestrial Monitoring</i>	<i>D-1</i>
<i>Milk Sampling</i>	<i>D-1</i>
<i>Garden Sampling</i>	<i>D-1</i>
<i>Ground-Water Sampling</i>	<i>D-1</i>
<i>Aquatic Monitoring</i>	<i>D-2</i>
<i>Drinking Water Sampling</i>	<i>D-2</i>
<i>Surface Water Sampling</i>	<i>D-2</i>
<i>Sediment Sampling</i>	<i>D-2</i>
<i>Fish Sampling</i>	<i>D-2</i>
<i>Program Changes</i>	<i>D-2</i>

Appendix E

*Interlaboratory Comparison Data, GEL Laboratories'
Quality Assurance Programs 2014 Annual Quality Assurance Report
and the Annual Quality Assurance Status Report Environmental Dosimetry Company*

List of Figures	Page
<i>Figure 1 Fermi 2 Annual Average TLD Gamma Exposure</i>	<i>3</i>
<i>Figure 2 Historical Gross Beta and Iodine-131 Activity in Air Samples</i>	<i>5</i>
<i>Figure 3 Fermi 2 Air Particulate Gross Beta for 2014</i>	<i>5</i>
<i>Figure 4 Historical Strontium-90 Activity in Local Milk Samples</i>	<i>7</i>
<i>Figure 5 Historical Gross Beta Activity in Drinking Water Samples</i>	<i>11</i>
<i>Figure 6 Historical Cesium-137 Activity in Sediment Samples</i>	<i>13</i>
<i>Map 1 Sampling Locations By Station Number (within 1 mile)</i>	<i>App.-A</i>
<i>Map 2 Sampling Locations By Station Number (1 to 5 miles)</i>	<i>App.-A</i>
<i>Map 3 Sampling Locations By Station Number (greater than 5 miles)</i>	<i>App.-A</i>

List of Tables	Page
<i>Table 1 2014 Average Gross Beta Concentrations in Air Particulates</i>	<i>4</i>
<i>Table 2 Closest Residences</i>	<i>18</i>
<i>Table 3 Closest Gardens</i>	<i>19</i>
<i>Table 4 Milk Locations</i>	<i>20</i>
<i>Table 5 Closest Meat Locations</i>	<i>21</i>
<i>Table A-1 Direct Radiation Sample Locations</i>	<i>A-1</i>
<i>Table A-2 Air Particulate and Air Iodine Sample Locations</i>	<i>A-7</i>
<i>Table A-3 Milk Sample Locations</i>	<i>A-8</i>
<i>Table A-4 Garden Sample Locations</i>	<i>A-8</i>
<i>Table A-5 Drinking-Water Sample Locations</i>	<i>A-8</i>
<i>Table A-6 Surface-Water Sample Locations</i>	<i>A-9</i>
<i>Table A-7 Ground-Water Sample Locations</i>	<i>A-9</i>
<i>Table A-8 Sediment Sample Locations</i>	<i>A-10</i>
<i>Table A-9 Fish Sample Locations</i>	<i>A-10</i>
<i>Table B-1 Radiological Environmental Monitoring Program Summary</i>	<i>B-1</i>

Executive Summary

This Annual Radiological Environmental Operating Report is a detailed report on the Radiological Environmental Monitoring Program (REMP) conducted at DTE Electric Company's Fermi 2 nuclear power plant from January 1 through December 31, 2014.

Samples collected as part of the REMP program were analyzed by GEL Laboratories, LLC. Radioactivity measurements for these samples are reported in terms of sample concentration or less than the Lab's Minimum Detectable Activity (MDA). The unit of radioactivity used in this report is the picocurie (pCi); a picocurie is one-one trillionth of a Curie (Ci). The unit of direct radiation used in this report is milliroentgen (mR); a milliroentgen is one-one thousandth of a Roentgen (R).

The REMP is divided into four major parts: direct radiation monitoring, atmospheric monitoring, terrestrial monitoring, and aquatic monitoring. The results of 2014 data showed that environmental radioactivity levels have not increased from background radioactivity levels detected prior to the operation of Fermi 2.

Direct radiation measurements were taken at 79 locations using thermoluminescent dosimeters (TLD). The average quarterly exposure was 15.0 mR/standard quarter for indicator locations. This average exposure is equivalent to the ambient radiation levels measured prior to the operation of Fermi 2.

Atmospheric monitoring results for 2014 showed only naturally occurring radioactivity and were consistent with levels measured prior to the operation of Fermi 2. No radioactivity attributable to activities at Fermi 2 was detected greater than the MDA in any atmospheric samples during 2014.

Terrestrial monitoring results for 2014 of milk and leafy garden vegetable samples, showed only naturally occurring radioactivity. Ground water samples did not show any radioactivity attributable to Fermi 2 above the contract laboratory's MDA. The radioactivity levels detected were consistent with levels measured prior to the operation of Fermi 2. No radioactivity attributable to activities at Fermi 2 was detected greater than the MDA in any terrestrial samples during 2014.

Aquatic monitoring results for 2014 of drinking water, surface water, sediment, and fish, showed only naturally-occurring radioactivity or radioactivity associated with fallout from past atmospheric nuclear weapons testing. No radioactivity attributable to activities at Fermi 2 was detected above the MDA in any aquatic samples during 2014.

REMP sampling did not identify any radioactivity above the MDA attributable to the operation of Fermi 2.

Radiological Environmental Monitoring Program Results

Direct Radiation Monitoring

Radiation is a normal component of the environment resulting primarily from natural sources, such as cosmic radiation and terrestrial radionuclides, and, to a lesser extent, from manmade sources such as fallout from past nuclear weapons testing. The earth is constantly bombarded by cosmic radiation in the form of high energy gamma rays and particulates. The earth's crust also contains natural radioactive material, such as uranium, thorium, and potassium-40, which contributes to the background radiation. Direct radiation monitoring primarily measures ionizing radiation from these cosmic and terrestrial sources.

Thermoluminescent Dosimeters

Fermi 2 uses thermoluminescent dosimeters (TLDs) to measure direct gamma radiation in the environment adjacent to Fermi 2. The TLDs are thoroughly tested to comply with NRC Regulatory Guide 4.13 and American National Standards Institute's (ANSI) publication N545-1975. Compliance with these standards assures accurate measurements under varying environmental conditions before the TLDs are placed in the field.

Fermi 2 has 79 TLD locations within a fifteen mile radius of the plant. Of the 79 TLD locations, 26 are located on-site and are not used for comparison with the control locations. These 26 TLDs are affected by Fermi 2's hydrogen water chemistry's sky shine and therefore are not representative of off-site dose. Indicator TLDs are located within a ten mile radius of the plant and control TLDs are located at a distance that is outside the potential influence of the plant. While in the field, TLDs are exposed to background radiation and, if measurable, radiation from gaseous effluents and direct radiation from Fermi 2. Environmental TLDs are exchanged and processed on a quarterly basis. TLD data are reported in terms of milliroentgen per standard quarter (mR/std qtr), with a standard quarter being 91 days.

In 2014, the average exposure for TLDs at all off-site indicator locations was 15.0 mR/std qtr (± 2.97 1 Std. Dev., N = 193) and for all control locations was 14.2 mR/std qtr (± 1.25 1 Std. Dev., N = 16). These exposures are consistent with preoperational and past operational measurements as shown in Figure 1.

During the first quarter of 2014 Indicator TLD T56 registered 46.8 mR/std qtr. If this value were attributable to Fermi then other TLDs in the vicinity (T20, T57, T55) would have registered similar readings during the same quarter and TLDs in the same sector (west-southwest) would have registered significantly higher readings ((T25, T26, T48,

T49). However these TLDs all registered normal readings (average: 14.7 mR/std qtr, (\pm 0.72 1 Std. Dev.) so the first-quarter reading at T56 is clearly not attributable to Fermi.

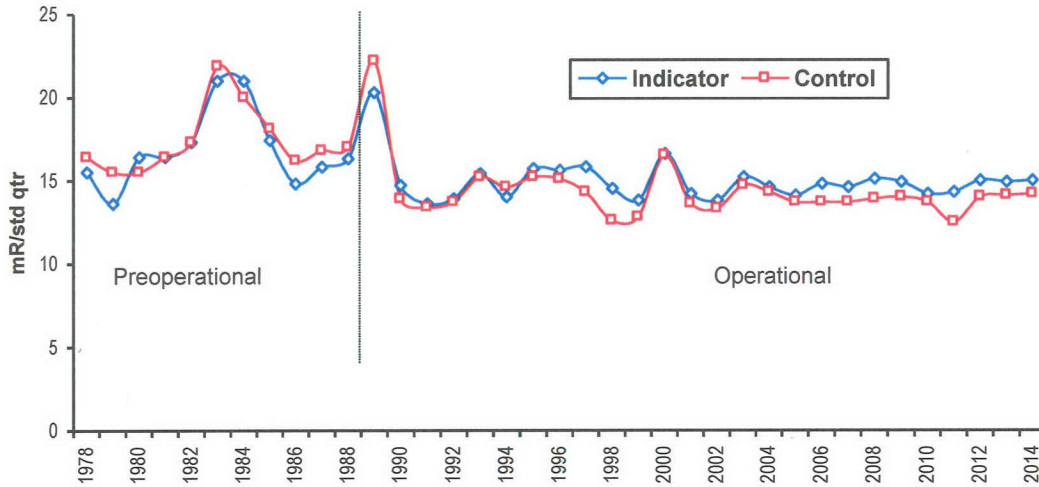


Figure 1: Fermi 2 Annual Average TLD Gamma Exposure. The similarity between indicator and control results demonstrates that the operation of Fermi 2 has not caused any abnormal gamma exposure.

Atmospheric Monitoring

A potential exposure pathway to people is via inhalation of airborne radioactive materials. Fermi 2 continuously samples the ambient air surrounding Fermi 2 for radioactivity attributable to the operation of the plant. Atmospheric monitoring began in 1979 during the preoperational program. At each sampling location, a mechanical air sampler is used to draw a continuous volume of air through two filters designed to collect particulates and radioiodines. Air samples are collected weekly and analyzed for gross beta radiation as well as gamma radiation attributable to iodine-131. The particulate filters for each sampling location are combined on a quarterly basis to form a “composite sample” and are analyzed for gamma-emitting radionuclides. There are four indicator sampling locations in downwind sectors which were selected based on an evaluation of the predominant wind directions. The control location is approximately 14 miles west of the plant and is in an upwind sector that is considered to be unaffected by the operation of the plant.

Air Sampling

On October 16, 1980, the People’s Republic of China conducted an atmospheric nuclear weapon test. The fallout from this test was detected in Fermi 2 preoperational

environmental air samples in 1981 (see Figure 2). The average gross beta for 1981 was 1.60E-1 pCi/cubic meter for indicator samples and 2.40E-1 pCi/cubic meter for control samples which was a factor of ten times greater than background gross beta. Gamma spectroscopic analyses of the particulate filters indicated cesium-137, cerium-141, cerium-144, ruthenium-103, ruthenium-106, zirconium-95, niobium-95, manganese-54, and antimony-125 in the atmosphere as a result of this test. In 1986, as shown in Figure 2, there was a slight increase in gross beta activity and a 2.70E-1 pCi/cubic meter “spike” in the iodine-131 activity. These elevated levels in 1986 are attributed to the nuclear accident at Chernobyl on April 26, 1986. For all other years, the iodine-131 activity was below the lower limit of detection (LLD) of 7.0E-2 pCi/cubic meter.

On March 11, 2011, following the Tohoku earthquake and tsunami the Fukushima Daiichi Nuclear Power Plant in Japan, experienced a series of equipment failures, fuel-melt, and releases of radioactivity to the environment. Within weeks of the accident, US nuclear power plant REMP programs and other monitoring stations detected the radioactivity from Japan mainly in the form of airborne iodine-131.

During the week of April 5, 2011, all five (5) of Fermi's air monitoring stations detected radioactivity greater than the MDA at an average airborne gross beta of 7.12E-2 pCi/cubic meter and 8.12E-2 pCi/cubic meter for iodine-131 due to the accident at Fukushima Daiichi Nuclear Power Plant.

During this monitoring period, 254 particulate air filters and 255 charcoal cartridges were collected and analyzed for gross beta activity and iodine-131 respectively. The average gross beta for indicator samples was 3.47E-2 pCi/cubic meter (Std. Dev. 9.67E-3) and 3.43E-2 pCi/cubic meter (Std. Dev. 8.56E-3) for control samples. None of the charcoal filters collected showed detectable levels of iodine-131 greater than the MDA attributable to the operation of Fermi 2. The following table contains the annual average gross beta results of all five sample locations for 2014.

Table 1: 2014 Average Gross Beta Concentrations in Air Particulates (pCi/m³)

Station	Description (sector/distance)	Annual Average (Std.Dev., N)
API-1 (I)	Estral Beach (NE/1.4 mi.)	3.46 E-2 (9.81E-3, N=50)
API-2 (I)	Site Boundary (NNW/0.6 mi.)	3.87E-2 (1.01E-2, N=50)
API-3 (I)	Site Boundary (NW/0.6 mi.)	3.36E-2 (1.00E-2, N=51)
API-4 (C)	North Custer Rd. (W/14 mi.)	3.43E-2 (8.56E-3, N=51)
API-5 (I)	Site Boundary (S/1.2 mi.)	3.20E-2 (7.47E-3, N=51)

(I) = Indicator Station (C) = Control Station

Twenty (20) quarterly particulate filter composites were prepared and analyzed for gamma emitting radionuclides. Naturally occurring beryllium-7 was detected in both indicator and control samples and naturally occurring potassium-40 was detected in indicator samples.

In conclusion, the atmospheric monitoring data are consistent with preoperational and prior operational data and show no adverse long-term trends in the environment attributable to operation of Fermi 2 as illustrated in Figures 2 and 3.

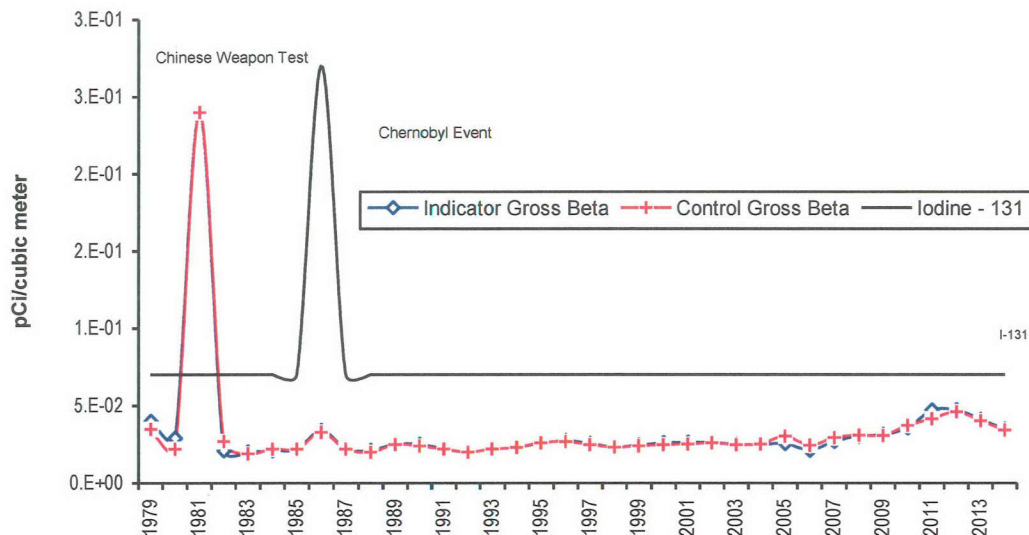


Figure 2: Historical Gross Beta and Iodine-131 Activity in Air Samples. The similarity between indicator and control gross beta results demonstrates that the operation of Fermi 2 has had no adverse long-term trends in the environment. The lower limit of detection (LLD) for iodine-131 is 0.07 pCi/cubic meter.

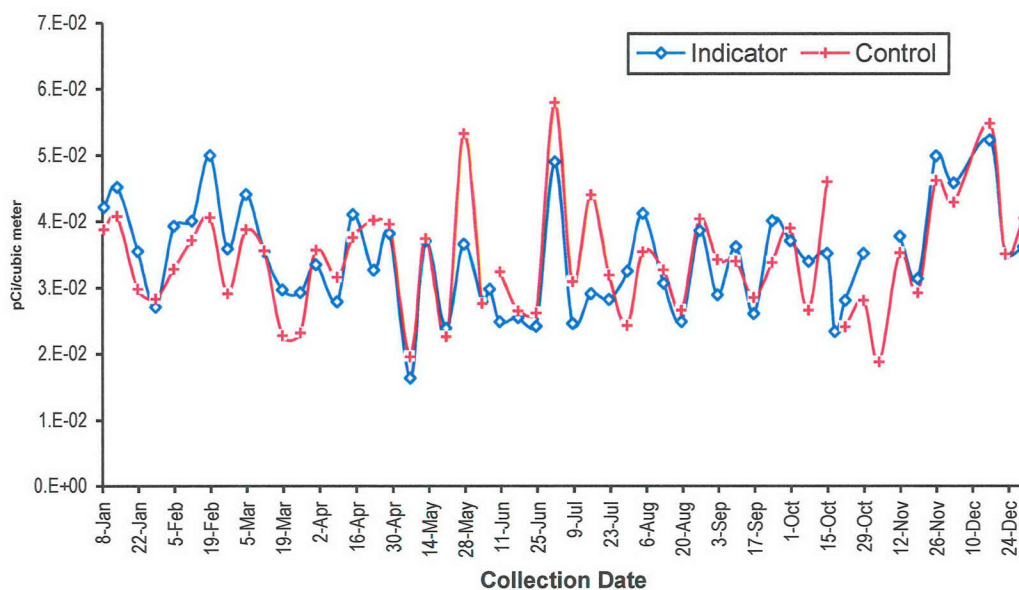


Figure 3: Fermi 2 Air Particulate Gross Beta for 2014. The concentration of beta emitting radionuclides in airborne particulates samples was essentially identical at indicator and control locations. Gross beta activity varies throughout the year and is primarily an effect of seasonal precipitation.

Terrestrial Monitoring

Radionuclides released to the atmosphere may deposit on soil and vegetation, and therefore, may eventually be incorporated into the human food chain. To assess the impact of Fermi 2 operations to humans from the ingestion pathway, samples of milk, green leafy vegetables, and ground water are collected and analyzed for radioactivity. The following sections discuss the type and frequency of terrestrial sampling, analyses performed, as well as a comparison of 2014 data to previous operational and preoperational data.

Milk Sampling

A major pathway in the human food chain is the consumption of milk from grazing animals (dairy cows or goats) due to biological concentration and the short turn around time in this pathway. Milk is collected from one indicator location and one control location semimonthly when animals are in pasture, and monthly when the animals are on stored feed. The milk is analyzed for iodine-131, gamma emitting radionuclides, and strontium-89/90. At times when milk samples are not available, grass samples are collected at both the control milk sample location and the location where milk is not available. Grass samples are analyzed for iodine-131 and other gamma emitting radionuclides. During 2014, no grass samples were scheduled or collected for the REMP.

Milk sampling began in 1979 during the preoperational program. During this time period, milk samples were analyzed for iodine-131 and other gamma emitting radionuclides. Cesium-137 and naturally occurring potassium-40 were the only radionuclides detected in milk samples during the preoperational program. The cesium-137 activity averaged 3.60E+00 pCi/liter and is due to past atmospheric nuclear weapons testing. In 1986, after the nuclear accident at Chernobyl, iodine-131 and cesium-137 were detected in both indicator and control milk samples. The average activity was 3.70E+00 pCi/liter for iodine-131 and 6.60E+00 pCi/liter for cesium-137.

The analysis for strontium-89/90 began in 1988, and strontium-90 is routinely detected in both indicator and control milk samples because of past atmospheric nuclear weapons testing. In 1970, the concentration of strontium-90 in Monroe County milk was 6.00E+00 pCi/liter according to the Michigan Department of Health's "Milk Surveillance," Radiation Data and Reports, Vol. 11-15, 1970-1974. Figure 4 shows the calculated radiological decay curve for the 1970 concentration of strontium-90 and the average concentrations since 1988. This graph illustrates that the inventory of strontium-90 in the local environment is decreasing with time and closely follows the calculated decay curve. This supports the determination that the inventory of strontium-90 in the environment is due to fallout from past atmospheric nuclear weapons testing and not the operation of Fermi 2.

During 2014, thirty six (36) milk samples were collected and analyzed for iodine-131, gamma emitting radionuclides, and strontium-89/90. No iodine-131 or strontium-89/90 was detected greater than the MDA in any of the samples. Although strontium-90 was not detected in any samples above the MDA, the average MDA for strontium-90 in milk in 2014 is reported in Figure 4.

Naturally occurring potassium-40 was detected in both indicator (average 1.45E3 pCi/L, Std. Dev. 7.36E1, N=18) and control (average 1.40 pCi/L, Std. Dev. 5.95E1, N=18) samples.

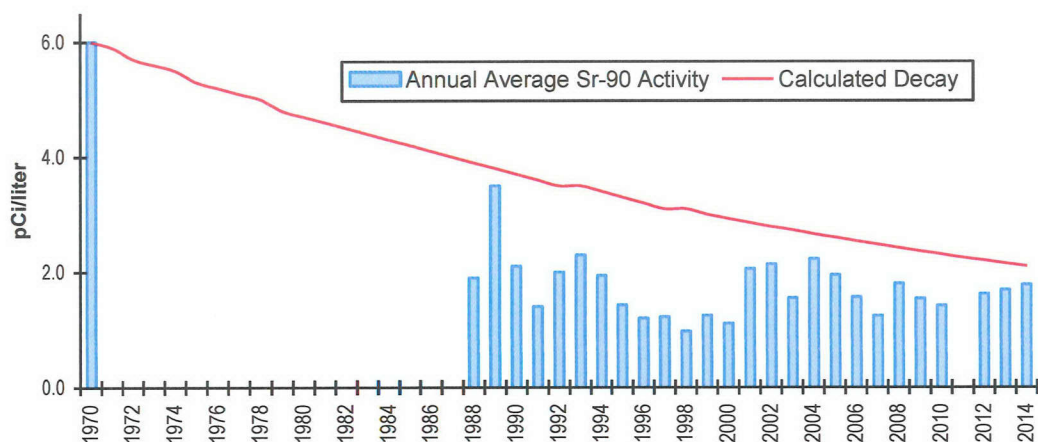


Figure 4: Historical Strontium-90 Activity in Local Milk Samples. The concentration of strontium-90 in local milk samples is decreasing with time and is below the calculated decay curve. This supports the fact that strontium-90 in local milk is due to fallout from past atmospheric nuclear weapons testing and not the operation of Fermi 2. Showing average of positive values; if parameter not detected at the Minimum Detectable Activity (MDA) in any samples taken during the monitoring period then the average of the MDA is reported.

Ground-Water Sampling

In areas not served by municipal water systems, water supplies for domestic use are generally obtained from private wells. The network of private wells presently in use forms the source of water for domestic and livestock purposes in farms and homes west and north of the site. With the construction of new water plants and distribution systems, the water use trend in the area is from ground water (local wells) to surface water (municipal water supply).

Ground water is collected on a quarterly basis from four wells surrounding Fermi 2. The ground water is analyzed for gamma-emitting radionuclides and tritium. Sampling

location GW-4, which is located approximately 0.6 miles west northwest, is designated as the control location because it is up-gradient and is least likely to be affected by the operation of the plant. The other three sampling locations are down-gradient from Fermi 2 and designated as indicator locations.

Ground-water sampling began in 1987, during the operational period of the REMP program. From 1987 to 1996, naturally occurring potassium-40, cesium-137, and tritium were detected in both indicator and control samples. The average concentration was $7.71\text{E}+00$ pCi/liter for cesium-137 and $1.50\text{E}+02$ pCi/liter for tritium. The presence of cesium-137 and tritium in ground-water samples is due to fallout from past atmospheric nuclear weapons testing leaching into the soil and becoming incorporated into the ground water. From 1997 to 2008, only naturally occurring potassium-40 activity was detected in ground-water samples.

In 2014, sixteen (16) ground-water samples were collected and analyzed for gamma emitting radionuclides and tritium. Only thorium-228 (a natural-occurring radioisotope) was detected at activity greater than the MDA in ground-water samples.

Garden Sampling

Fermi 2 collects samples of broad leaf vegetables from an indicator location identified by the annual Land Use Census. Samples are also collected at a control location that is at a distance and direction which is considered to be unaffected by plant operations. Samples are collected once a month during the growing season (***June*** through September) and are analyzed for gamma-emitting radionuclides.

Vegetable sampling started in 1982. During the preoperational period from 1982 to 1985, only naturally occurring potassium-40 was detected in both indicator and control vegetable samples. During the operational period from 1985 to 1990 and 1994 to 1995, only naturally occurring potassium-40 was detected in both indicator and control vegetable samples. However, in 1991, 1992, and 1993, cesium-137 was detected in one indicator sample each year and had an average concentration of $1.2\text{E}+01$ pCi/kilogram.

Cesium-137 may become incorporated into plants by either uptake from the soil or direct deposition on foliar surfaces. Since cesium-137 is normally not detected in gaseous effluent samples from Fermi 2, and there have been no recent atmospheric weapons testing or nuclear accidents, the incorporation of cesium-137 by direct deposition is highly unlikely. The most probable source of cesium-137 in vegetable samples is the uptake of previously deposited cesium-137, which has leached into the soil. This cesium activity is attributed to fallout from past atmospheric weapons testing and to the nuclear accident at Chernobyl.

During 2014, twelve (12) vegetable samples were collected and analyzed for gamma emitting radionuclides. No iodine-131 was detected greater than the MDA in vegetable

samples during 2014. The only gamma emitting radionuclides detected were naturally occurring beryllium-7 and potassium-40 in both indicator and control samples.

Terrestrial monitoring results for 2014 of milk, ground water and leafy garden vegetable samples, showed only naturally occurring radioactivity. The radioactivity levels detected were consistent with levels measured prior to the operation of Fermi 2 and no radioactivity attributable to activities at Fermi 2 was detected greater than the MDA in any terrestrial sample. In conclusion, the terrestrial monitoring data show no adverse trends attributable to emissions from Fermi 2 in the terrestrial environment.

Aquatic Monitoring

Fermi 2 is located at the West end of Lake Erie. This Great Lake is used as a source for drinking water, as well as for recreational activities such as fishing, swimming, sunbathing, and boating. Because of these uses, Lake Erie and its tributaries are routinely monitored for radioactivity.

The aquatic monitoring portion of the REMP consists of sampling raw municipal drinking water, surface water, lake sediments, and fish for the presence of radioactivity. The following sections discuss the type and frequency of aquatic sampling, analyses performed, as well as a comparison of 2014 data to previous operational and preoperational data.

Drinking-Water Sampling

Fermi 2 monitors drinking water at one control location and one indicator location using automatic samplers. The automatic samplers collect drinking water at time intervals that are very short (hourly) relative to the sample collection period (monthly) in order to assure that a representative sample is obtained. Indicator water samples are obtained at the Monroe water intake located approximately 1.1 miles south of the plant. Detroit municipal water is used for the control samples and is obtained at the Allen Park water intake located approximately 18.6 miles north of the plant. Drinking water samples are collected on a monthly basis and analyzed for gross beta, strontium-89/90, and gamma-emitting radionuclides. The monthly samples for each location are combined on a quarterly basis and analyzed for tritium activity.

In late 1980, as shown in Figure 5, an atmospheric nuclear weapon test was conducted by the People's Republic of China. As a result of this test, the average gross beta for 1981 was 9.80E+00 pCi/liter for water samples. Figure 5 also shows that, except for the Chinese weapons testing, the historic drinking water sample data are below or slightly above the lower limit of detection (4.00E+00 pCi/liter) required by US Environmental Protection Agency (USEPA) National Interim Primary Drinking Water regulations. Even during the Chinese weapons testing, the drinking water samples did not exceed the

USEPA maximum allowable criteria of $5.00\text{E}+01$ pCi/liter gross beta. In 1980 and 1983, cesium-137 was detected in drinking water samples at levels ranging from $5.40\text{E}+00$ pCi/liter to $1.90\text{E}+01$ pCi/liter. Tritium was also detected during the preoperational program and had an average of $3.25\text{E}+02$ pCi/liter. The presence of cesium-137 and detectable levels of tritium in these water samples is due to fallout from past atmospheric nuclear weapons testing and naturally occurring tritium.

From 1985 to 2014, the average annual gross beta activity for indicator samples was $3.92\text{E}+00$ pCi/liter (Std. Dev. $1.39\text{E}+00$) and $3.25\text{E}+00$ pCi/liter (Std. Dev. $9.64\text{E}-01$) for control samples. The analysis of drinking water for Strontium-89 and Strontium-90 began in 1988 and Strontium-90 has been detected in both indicator and control samples. Tritium was also detected in both indicator and control drinking water samples at times during this time period. The presence of strontium-90 and detectable levels of tritium in these water samples is due to fallout from past atmospheric nuclear weapons testing and naturally occurring tritium and its identification in drinking water samples by the REMP is an indicator of performance of the program.

In 2014, twenty-four (24) drinking water samples were collected and analyzed for gross beta, gamma emitting radionuclides, Strontium-89/90, and tritium. Gross beta activity was detected in two samples from the control location (average 7.68 pCi/L, Std. Dev. 3.98). No Strontium-89 or Strontium-90 activity was detected greater than the MDA in drinking water samples from indicator and control locations during 2014 (average MDA 1.75 pCi/L and 1.74 pCi/L, respectively). Eight (8) quarterly composite drinking water samples were prepared and analyzed for tritium. No tritium activity was detected greater than the MDA (average 394 pCi/L) in drinking water samples during 2014.

Surface-Water Sampling

Fermi 2 monitors surface water at two locations using automatic samplers. As with drinking water, the automatic samplers collect surface water at time intervals that are very short (hourly) relative to the sample collection period (monthly) in order to assure that a representative sample is obtained. Indicator surface water samples are obtained at the Fermi 2 General Service Water building, located approximately 0.3 miles south southeast from Fermi 2. The control surface water samples are obtained from Trenton Channel Power Plant's cooling water intake on the Detroit River, which is approximately 11.7 miles north northeast of Fermi 2. Surface water samples are collected on a monthly basis and analyzed for strontium-89/90 and gamma emitting radionuclides. The monthly samples for each location are combined on a quarterly basis to form a quarterly composite sample and are analyzed for tritium.

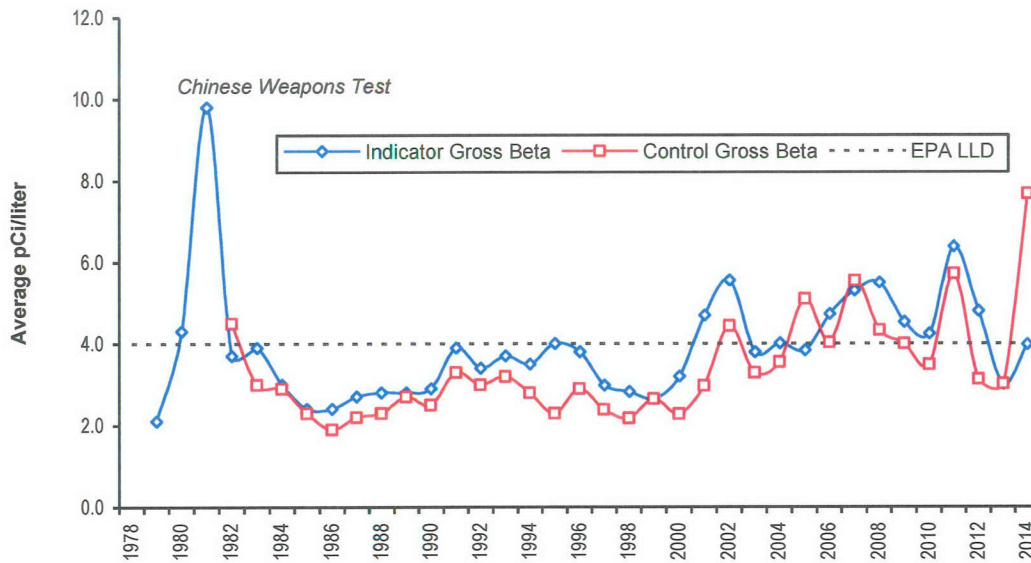


Figure 5: Historical Gross Beta Activity in Drinking Water Samples. Since 1982, the annual concentrations of beta emitting radionuclides in drinking water samples collected from indicator locations have been consistent with those from control locations. This shows that Fermi 2 has had no measurable radiological impact on local drinking water. Showing average of positive values, if parameter not detected at the Minimum Detectable Activity (MDA) in any samples taken during the monitoring period then the average of the MDA is reported.

Surface water sampling began in 1979, and the samples were analyzed for gamma emitting radionuclides and tritium. During this preoperational program, no gamma emitting radionuclides, except for naturally occurring potassium-40, were detected. Tritium was detected in both indicator and control samples during this time period and had an average concentration of 3.15E+02 pCi/liter. This tritium activity represents the background concentration due to naturally occurring tritium and tritium produced during past atmospheric nuclear weapons testing.

From 1985 to 2000, as part of the operational program, surface water samples were analyzed for gamma emitting radionuclides and tritium. The analysis for strontium-89/90 did not begin until 1988, and strontium-90 was detected in both indicator and control samples. In 1990, two indicator samples showed detectable activity for cesium-137 at an average concentration of 1.20E+01 pCi/liter. The presence of cesium-137 and strontium-90 in these water samples is due to fallout from past atmospheric nuclear weapons testing. Tritium was detected in both indicator and control surface water samples during this time period at a concentration of 2.31E+02 pCi/liter. This tritium activity is consistent with background levels measured during the preoperational program.

In 2014, twenty-four (24) surface water samples were collected and analyzed for gamma emitting radionuclides and strontium-89/90. From these samples, eight (8) quarterly

composite samples (four samples for indicator locations and four samples for the control location) were prepared and analyzed for tritium. During 2014, the naturally occurring isotope thorium-228 ($4.73\text{E}+00$ pCi/L) was detected in one control sample. None of the plant-related isotopes strontium-89 (average MDA $2.65\text{E}+00$ pCi/L), strontium-90 (average MDA $1.78\text{E}+00$ pCi/L), or tritium (average MDA $3.94\text{E}+02$ pCi/L) were detected in any surface water samples during the monitoring period.

Sediment Sampling

Sediments often act as a sink (temporary or permanent) for radionuclides, but they may also become a source, as when they are resuspended during periods of increased turbulence or are dredged and deposited elsewhere. Sediment, in the vicinity of the liquid discharge point, represents the most likely site for accumulation of radionuclides in the aquatic environment, and with long-lived radionuclides, a gradual increase in radioactivity concentration would be expected over time if discharges occur. Sediment, therefore, provides a long-term indication of change that may appear in other sample media (i.e., water or fish samples).

Sediments from five locations are collected from the Lake Erie shoreline and bottom on a semiannual basis (Spring and Fall) and are analyzed for gamma emitting radionuclides and strontium-89/90. Of these five sample locations, one is a control and four are indicator locations. The control sample is collected near the Trenton Channel Power Plant's cooling water intake. The indicator samples are collected at:

- Estral Beach,
- North of the Fermi 2 liquid discharge area,
- Pointe Aux Peaux (shoreline), and
- Indian Trails Community Beach.

During the preoperational monitoring program only samples from indicator locations were analyzed for gamma emitting radionuclides as there was no control location required. Naturally occurring radionuclides were commonly identified in sediment samples from this period; the only manmade radioisotope detected was Cesium-137. For this time period, the average Cesium-137 concentration was $3.27\text{E}+02$ pCi/kilogram. The presence of Cesium-137 in these sediment samples is due to fallout from past atmospheric nuclear weapons testing.

From 1985 to 2013, Cesium-137 (average activity $1.24\text{E}+02$ pCi/kilogram) and naturally occurring radionuclides were detected in sediment samples. The analysis for strontium-89/90 began in 1988, and strontium-90 has been routinely detected at similar concentrations in both indicator and control samples (average activity $1.90\text{E}+02$ pCi/kilogram). The presence of Cesium-137 and Strontium-90 in these sediment samples is due to fallout from past atmospheric nuclear weapons testing.

In 1990 and 1991, the Spring samples taken at the Fermi 2 liquid discharge line (location S-2) showed activity for plant related radionuclides (Manganese-54, Cobalt-58, Cobalt-60, and Zinc-65) and was determined to be a result of liquid effluent from Fermi 2. The sample results were well below any regulatory reporting limits and were consistent with the activity released from the plant in liquid effluents as per the approved effluent program. The dose impact was negligible due to these effluents.

In 2014, ten (10) sediment samples were collected and analyzed for gamma emitting radionuclides and Strontium 89/90. Cesium-137 was detected in one control sample (54.4 pCi/Kg) and two indicator samples (93.5 pCi/Kg and 92.9 pCi/Kg). The presence of Cesium-137 in sediment samples is due to fallout from past atmospheric nuclear weapons testing. Naturally occurring radionuclides Actinium-228, Beryllium-7, Bismuth-214, Lead-212, Lead-214, Potassium-40, Radium-226, Thallium-208, Thorium-228, and Thorium-230 were also detected in both indicator and control sediment samples during this sampling period. No plant-related radionuclides were identified in any sediment samples taken in 2013.

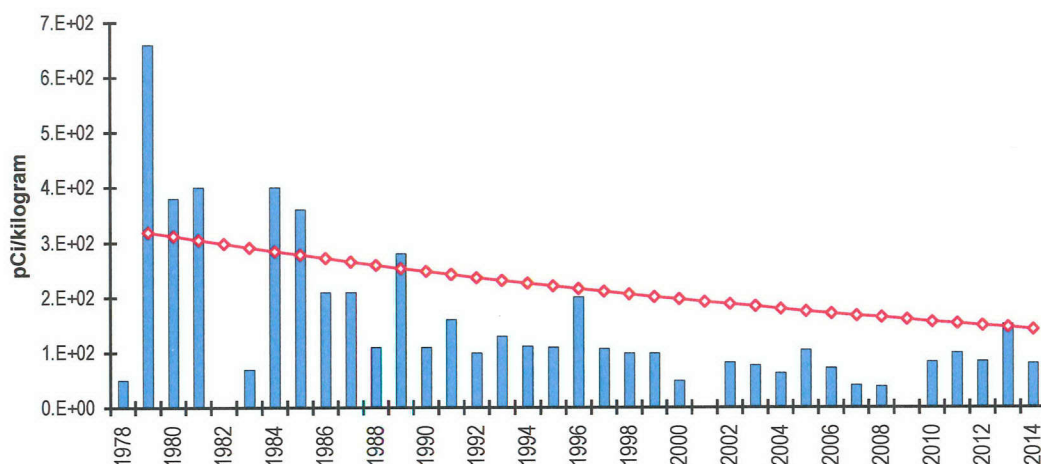


Figure 6: Historical Cesium-137 Activity in Sediment Samples. As the calculated trend shows, the concentration of cesium-137 in Lake Erie sediments is decreasing with time. This supports the fact that cesium-137 in Lake Erie sediments is due to fallout from past atmospheric nuclear weapons testing and not the operation of Fermi 2.

Figure 6 shows the historical concentration of Cesium-137 in sediment samples from 1978 to 2014. Using the average pre-operational Cs-137 activity in sediments (3.27E+02 pCi/kilogram, Std Dev 2.11E+02) as a starting point, the estimated decayed Cs-137 activity is calculated using the half-life of Cs-137 (30.08 years) and a starting year of 1978. This curve has a negative slope which indicates the overall concentration of Cesium-137 in the environment will decrease with time. This trend of decreasing activity of Cs-137 is also seen in the sediment samples taken since 1985. This supports the fact

that the inventory of Cesium-137 in the environment is due to fallout from past atmospheric nuclear weapons testing and not from the operation of Fermi 2.

Fish Sampling

Samples of fish are collected from Lake Erie at three locations on a semiannual basis. There are two control locations and one indicator location. The two control locations are offshore of Celeron Island and in Brest Bay. The indicator location is approximately 1200 feet offshore of the Fermi 2 liquid effluent discharge. Edible portions of the fish are analyzed for gamma emitting radionuclides and strontium-89/90. It should be noted that, in spite of repeated attempts to collect fish from different trophic levels at each sample location, fish collection in the Fall resulted in only predator fish species being caught at location F-2 and only prey species caught in location F-1 (both types were caught at all sample locations during the Summer). Both predator and prey fish species were caught at location F-3. The reason for this distribution of fish types is unknown and can only be attributable to natural variability.

During the preoperational program, fish samples were analyzed for gamma emitting radionuclides. Only cesium-137 and naturally occurring potassium-40 were detected during this time period. The average concentration of cesium-137 for indicator samples was $3.53\text{E}+01$ pCi/kilogram and $4.20\text{E}+01$ pCi/kilogram for control samples. The presence of cesium-137 in these fish samples is due to fallout from past atmospheric nuclear weapons testing.

From 1985 to 2013, cesium-137 and naturally occurring potassium-40 were detected in fish samples. The average cesium-137 concentration for indicator samples was $3.24\text{E}+01$ pCi/kilogram and $3.31\text{E}+01$ pCi/kilogram for control samples. The analysis for strontium-89/90 began in 1990, and strontium-90 was routinely detected at similar concentrations in both indicator and control samples. The average strontium-90 concentration for indicator samples was $3.84\text{E}+01$ pCi/kilogram and $3.15\text{E}+01$ pCi/kilogram for control samples. The presence of cesium-137 and strontium-90 in these fish samples is due to fallout from past atmospheric nuclear weapons testing.

In 2014, thirty (30) fish samples were collected and analyzed for gamma emitting radionuclides and strontium-89/90. Naturally occurring Potassium-40 (control: $2.86\text{E}+03$ Std Dev $4.35\text{E}+02$ pCi/kilogram, indicator: $2.93\text{E}+03$, Std Dev $5.32\text{E}+02$ pCi/kilogram) as well as Cesium-137 (control: $3.78\text{E}+00$ [only one sample] pCi/kilogram, indicator: $3.76\text{E}+00$, Std Dev $2.47\text{E}-01$ pCi/kilogram) was detected in both control and indicator fish samples taken in 2014.

Aquatic monitoring results for 2014 of water, sediment, and fish showed only naturally occurring radioactivity and radioactivity associated with fallout from past atmospheric nuclear weapons testing and were consistent with levels measured prior to the operation of Fermi 2. In conclusion, no radioactivity attributable to activities at Fermi 2 was

detected greater than the MDA in any aquatic sample during 2014 and no adverse long-term trends are shown in the aquatic monitoring data.

Land-Use Census

The Land-Use Census is conducted in accordance with the Fermi 2 Offsite Dose Calculation Manual (ODCM), control 3.12.2, and satisfies the requirements of Section IV.B.3 of Appendix I to 10 CFR Part 50. This census identifies changes in the use of unrestricted areas to permit modifications to monitoring programs for evaluating doses to individuals from principal pathways of exposure. The pathways of concern are listed below:

- **Inhalation Pathway** - Internal exposure as a result of breathing radionuclides carried in the air.
- **Ground Exposure Pathway** - External exposure from radionuclides deposited on the ground.
- **Plume Exposure Pathway** - External exposure directly from a plume or cloud of radioactive material.
- **Vegetation Pathway** - Internal exposure as a result of eating vegetables which have absorbed deposited radioactive material or which have absorbed radionuclides through the soil.
- **Milk Pathway** - Internal exposure as a result of drinking milk which may contain radioactive material as a result of dairy animals grazing on a pasture contaminated by radionuclides.
- **Meat Pathway** - Internal exposure as a result of consuming meat which may contain radioactive material as a result of animals grazing on a pasture contaminated by radionuclides.

The Land-Use Census is conducted during the growing season and is used to identify, within a radius of 5 miles, the location of the nearest residences, milk animals, meat animals, and gardens (greater than 50 square meters and containing broad leaf vegetation) in each of 16 meteorological sectors surrounding Fermi 2. Gardens greater than 50 square meters are the minimum size required to produce the quantity (26 kg/year) of leafy vegetables assumed in NRC Regulatory Guide 1.109 for consumption by a child. To determine this minimum garden size, the following assumptions were made: (1) 20% of the garden is used for growing broad leaf vegetation (i.e., lettuce and cabbage); and (2) a vegetation yield of 2 kg/square meter.

2014 Land-Use Census Results

The Land Use Census is conducted in accordance with ODCM control 3.12.2 and satisfies the requirements of Section IV.B.3 of Appendix I to 10 CFR Part 50. This census identifies changes in the use of unrestricted areas to permit modifications to monitoring programs for evaluating doses to individuals from principal pathways of exposure. The annual Land-Use Census is conducted during the growing season and is used to identify, within a radius of 5 miles, the location of the closest residences, milk animals, meat animals, and gardens in each of the 11 land-based meteorological sectors surrounding Fermi 2.

The 2014 Land-Use Census was performed during the month of August. The 2014 census data were obtained with the use of Global Positioning System (GPS) equipment. These data were compared to the 2013 data to determine any significant changes in the use of the land. The results of the census are tabulated in Tables 2 – 5 of this report.

No changes in the land-use census between 2013 and 2014 were found that would require changing the location of the “maximum exposed individual.” However, there were changes in the location of the closest receptor in the following categories: gardens (vegetation), milk, and meat. The 2014 survey did not provide new information that would alter the previous years’ determination that all milk-animal locations identified have animals that are pets and any milk produced is not use for human consumption. The “maximum exposed individual” is located in the West-North-West sector and at one time participated in the REMP program. In the past few years this location did not have a garden, but in past a garden has been planted at this location. As with past surveys, this census identified new residential housing construction that shows a continuing trend of converting agricultural land to other uses in the area surrounding Fermi 2.

As stated above, there were no significant changes in the 2014 land use that would require changing the location of the “maximum exposed individual.” For that reason, the location of “maximum exposed individual” remains the same and is described as follows:

Pathway	Sector	Azimuth (degrees)	Distance (miles)	Age Group	Maximum Organ
Ingestion (vegetation)	WNW	302.2	0.71	Adult	Thyroid/ Bone*

*-For the 10 CFR 50 Appendix I required calculation of dose due to I-131, I-133, H-3, and particulates with half-lives greater than 8 days, the thyroid is the maximum organ. However, if C-14 is added to this dose calculation, bone becomes the maximum organ.

Errata

It should be noted that a typographic error was published in the Aquatic Monitoring section of the 2013 Fermi 2 AREOR. A double negative was used in the sentence stating that none of the plant related isotopes of strontium-89, strontium-90, or tritium were detected in surface water samples from 2013. This typographic error might lead the casual reader to conclude that these isotopes were found in some surface-water samples from 2013. This errata is included in the Fermi 2014 AREOR to clearly state that strontium-89, strontium-90, or tritium were not detected in any surface-water samples taken by the Fermi 2 REMP in 2013.

2014 LAND-USE CENSUS
Closest Residences

Table 2

Sector	Year	Azimuth (degrees)	Distance (miles)	Change (miles)
S	2013	169.6	1.03	0.00
	2014	169.6	1.03	
SSW	2013	200.1	1.12	0.00
	2014	200.1	1.12	
SW	2013	229.3	1.26	0.00
	2014	229.3	1.26	
WSW	2013	236.3	1.39	0.00
	2014	236.3	1.39	
W	2013	259.2	1.19	0.00
	2014	259.2	1.19	
WNW(a)	2013	302.3	0.71	0.00
	2014	302.3	0.71	
NW	2013	309.7	1.07	0.00
	2014	309.7	1.07	
NNW	2013	334.9	1.09	0.00
	2014	334.9	1.09	
N	2013	8.9	1.11	0.00
	2014	8.8	1.11	
NNE	2013	16.6	1.08	0.00
	2014	16.6	1.08	
NE	2013	34.7	1.10	0.00
	2014	34.7	1.10	

- (a) = Location of “maximum exposed individual”
 (b) = Same location as 2013, adjusted for rounding error.

2014 LAND-USE CENSUS

Closest Gardens

Table 3

Sector	Year	Azimuth (degrees)	Distance (miles)	Change (miles)
S	2013	170.0	1.01	0.38
	2014	184.6	1.39	
SSW	2013	192.4	1.44	0.07
	2014	193.6	1.51	
SW	2013	231.2	1.41	0.00
	2014	231.2	1.41	
WSW	2013	256.5	2.65	0.00
	2014	256.5	2.65	
W	2013	260.9	1.60	0.00
	2014	260.9	1.60	
WNW	2013	291.5	4.78	-0.21
	2014	296.6	4.57	
NW	2013	315.5	1.51	0.00
	2014	315.5	1.51	
NNW	2013	327.1	1.41	-0.05
	2014	326.3	1.36	
N	2013	0.1	1.61	0.00
	2014	0.1	1.61	
NNE	2013	27.9	1.84	0.00
	2014	27.9	1.84	
NE	2013	37.7	1.93	0.00
	2014	37.7	1.93	

2014 LAND-USE CENSUS
Closest Milk Locations

Table 4

Sector	Year	Azimuth (degrees)	Distance (miles)	Change (miles)	Type
S	2013	None identified	None identified		
	2014	None identified	None identified		
SSW	2013	None identified	None identified		
	2014	None identified	None identified		
SW	2013	None identified	None identified		
	2014	None identified	None identified		
WSW	2013	None identified	None identified		
	2014	None identified	None identified		
W	2013	259.2	1.57	0.00	Goat
	2014	259.2	1.57		Goat
WNW	2013	297.4	2.38	0.00	Goat
	2014	297.4	2.38		Goat
NW	2013	None identified	None identified		
	2014	None identified	None identified		
NNW	2013	344.5	4.70	-0.39	Goat
	2014	341.9	4.31		Cattle
N	2013	9.9	4.32	-2.75	Goat
	2014	357.9	1.57		Goat
NNE	2013	None identified	None identified		
	2014	None identified	None identified		
NE	2013	None identified	None identified		
	2014	None identified	None identified		

2014 LAND-USE CENSUS
Closest Meat Locations

Table 5

Sector	Year	Azimuth (degrees)	Distance (miles)	Change (miles)	Type
S	2013	None identified	None identified		
	2014	None identified	None identified		
SSW	2013	None identified	None identified		
	2014	None identified	None identified		
SW	2013	None identified	None identified		
	2014	None identified	None identified		
WSW	2013	None identified	None identified		
	2014	None identified	None identified		
W	2013	None identified	None identified		
	2014	None identified	None identified		
WNW	2013	287.5	1.65		Beef
	2014	287.5	1.65	0.00	Beef
NW	2013	None identified	None identified		
	2014	321.4	3.02	3.02	Beef
NNW	2013	341.9	4.31		Beef
	2014	338.2	4.35	4.35	Beef
N	2013	9.8	4.29		Beef
	2014	9.9	4.31	0.02	Goats
NNE	2013	None identified	None identified		
	2014	None identified	None identified		
NE	2013	None identified	None identified		
	2014	None identified	None identified		

Appendix A

Sampling Locations

Direct Radiation Sample Locations

Table A-1

Station Number	Meteorological Sector/Azimuth (Degrees)	Distance from Reactor (Approx.)	Description	Collection Frequency	Type
T1	NE/38°	1.3 mi.	Estral Beach, Pole on Lakeshore 23 Poles S of Lakeview. (Special Area)	Q	I
T2	NNE/22°	1.2 mi.	Pole at termination of Brancheau St. (Special Area)	Q	I
T3	N/9°	1.1 mi.	Pole, NW corner of Swan Boat Club fence. (Special Area)	Q	I
T4	NNW/337°	0.6 mi.	Site boundary and Toll Rd. on Site fence by API #2.	Q	I
T5	NW/313°	0.6 mi.	Site boundary and Toll Rd. on Site fence by API #3.	Q	I
T6	WNW/294°	0.6 mi.	On Site fence at south end of N. Bullet Rd.	Q	I
T7	W/270°	14.0 mi.	Pole, at Michigan Gas substation on N. Custer Rd., 0.66 miles west of Doty Rd.	Q	C
T8	NW/305°	1.9 mi.	Pole on Post Rd. near NE corner of Dixie Hwy. and Post Rd.	Q	I
T9	NNW/334°	1.5 mi.	Pole, NW corner of Trombley and Swan View Rd.	Q	I
T10	N/6°	2.1 mi.	Pole, S side of Massarant-2 poles W of Chinavare.	Q	I

I = Indicator

C = Control

O = On-site

Q = Quarterly

Direct Radiation Sample Locations (Table A-1 continued)

Station Number	Meteorological Sector/Azimuth (Degrees)	Distance from Reactor (Approx.)	Description	Collection Frequency	Type
T11	NNE/23°	6.2 mi.	Pole, NE corner of Milliman and Jefferson.	Q	I
T12	NNE/29°	6.3 mi.	Pointe Mouille Game Area Field Office, Pole near tree, N area of parking lot.	Q	I
T13	N/356°	4.1 mi.	Labo and Dixie Hwy. Pole on SW corner with light.	Q	I
T14	NNW/337°	4.4 mi.	Labo and Brandon Pole on SE corner near RR.	Q	I
T15	NW/315°	3.9 mi.	Pole, behind building at the corner of Swan Creek and Mill St.	Q	I
T16	WNW/283°	4.9 mi.	Pole, SE corner of War and Post Rd.	Q	I
T17	W/271°	4.9 mi.	Pole, NE corner of Nadeau and Laprad near mobile home park.	Q	I
T18	WSW/247°	4.8 mi.	Pole, NE corner of Mentel and Hurd Rd.	Q	I
T19	SW/236°	5.2 mi.	Fermi siren pole on Waterworks Rd. NE corner of intersection - Sterling State Park Rd. Entrance Drive/Waterworks.	Q	I
T20	WSW/257°	2.7 mi.	Pole, S side of Williams Rd, 9 poles W of Dixie Hwy. (Special Area)	Q	I
T21	WSW/239°	2.7 mi.	Pole, N side of Pearl at Parkview Woodland Beach. (Special Area)	Q	I

I = Indicator

C = Control

O = On-site

Q = Quarterly

Direct Radiation Sample Locations (Table A-1 continued)

Station Number	Meteorological Sector/Azimuth (Degrees)	Distance from Reactor (Approx.)	Description	Collection Frequency	Type
T22	S/172°	1.2 mi.	Pole, N side of Pointe Aux Peaux 2 poles W of Long - Site Boundary.	Q	I
T23	SSW/195°	1.1 mi.	Pole, S side of Pointe Aux Peaux 1 pole W of Huron next to Vent Pipe - Site Boundary.	Q	I
T24	SW/225°	1.2 mi.	Fermi Gate along Pointe Aux Peaux Rd. on fence wire W of gate Site Boundary.	Q	I
T25	WSW/252°	1.5 mi.	Pole, Toll Rd. - 12 poles S of Fermi Drive.	Q	I
T26	WSW/259°	1.1 mi.	Pole, Toll Rd. - 6 poles S of Fermi Drive.	Q	I
T27	SW/225°	6.8 mi.	Pole, NE corner of McMillan and East Front St. (Special Area)	Q	I
T28	SW/229°	10.7 mi.	Pole, N side of Mortar Creek between Hull and LaPlaisance.	Q	C
T29	WSW/237°	10.3 mi.	Pole, NE corner of S Dixie and Albain.	Q	C
T30	WSW/247°	7.8 mi.	E side S end of foot bridge, St. Mary's Park corner of Elm and Monroe St. (Special Area)	Q	I
T31	WSW/255°	9.6 mi.	1st pole W of entrance drive Milton "Pat" Munson Recreational Reserve on North Custer Rd.	Q	C

I = Indicator

C = Control

O = On-site

Q = Quarterly

Direct Radiation Sample Locations (Table A-1 continued)

Station Number	Meteorological Sector/Azimuth (Degrees)	Distance from Reactor (Approx.)	Description	Collection Frequency	Type
T32	WNW/295°	10.3 mi.	Pole, corner of Stony Creek and Finzel Rd.	Q	I
T33	NW/317°	9.2 mi.	Pole, W side of Grafton Rd. 1 pole N of Ash and Grafton intersection.	Q	I
T34	NNW/338°	9.8 mi.	Pole, SW corner of Port Creek and Will-Carleton Rd.	Q	I
T35	N/359°	6.9 mi.	Pole, S Side of S Huron River Dr. across from Race St. (Special Area)	Q	I
T36	N/358°	9.1 mi.	Pole, NE corner of Gibraltar and Cahill Rd.	Q	I
T37	NNE/21°	9.8 mi.	Pole, S corner of Adams and Gibraltar across from Humbug Marina.	Q	I
T38	WNW/294°	1.7 mi.	Residence - 6594 N. Dixie Hwy.	Q	I
T39	S/176°	0.3 mi.	SE corner of Protected Area Fence (PAF).	Q	O
T40	S/170°	0.3 mi.	Midway along OBA - PAF.	Q	O
T41	SSE/161°	0.2 mi.	Midway between OBA and Shield Wall on PAF.	Q	O
T42	SSE/149°	0.2 mi.	Midway along Shield Wall on PAF.	Q	O
T43	SE/131°	0.1 mi.	Midway between Shield Wall and Aux Boilers on PAF.	Q	O
T44	ESE/109°	0.1 mi.	Opposite OSSF door on PAF.	Q	O

I = Indicator

C = Control

O = On-site

Q = Quarterly

Direct Radiation Sample Locations (Table A-1 continued)

Station Number	Meteorological Sector/Azimuth (Degrees)	Distance from Reactor (Approx.)	Description	Collection Frequency	Type
T45	E/86°	0.1 mi.	NE Corner of PAF.	Q	O
T46	ENE/67°	0.2 mi.	NE side of barge slip on fence.	Q	O
T47	S/185°	0.1 mi.	South of Turbine Bldg. rollup door on PAF.	Q	O
T48	SW/235°	0.2 mi.	30 ft. from corner of AAP on PAF.	Q	O
T49	WSW/251°	1.1 mi.	Corner of Site Boundary fence north of NOC along Critical Path Rd.	Q	I
T50	W/270°	0.9 mi.	Site Boundary fence near main gate by the south Bullet Street sign.	Q	I
T51	N/3°	0.4 mi.	Site Boundary fence north of north Cooling Tower.	Q	O
T52	NNE/20°	0.4 mi.	Site Boundary fence at the corner of Arson and Tower.	Q	O
T53	NE/55°	0.2 mi.	Site Boundary fence east of South Cooling Tower.	Q	O
T54	S/189°	0.3 mi.	Pole next to Fermi 2 Visitors Center.	Q	O
T55	WSW/251°	3.3 mi.	Pole, north side of Nadeau Rd. across from Sodt Elementary School Marquee.	Q	I
T56	WSW/255°	4.9 mi.	Pole, entrance to Jefferson Middle School on Stony Creek Rd.	Q	I

I = Indicator

C = Control

O = On-site

Q = Quarterly

Direct Radiation Sample Locations (Table A-1 continued)

Station Number	Meteorological Sector/Azimuth (Degrees)	Distance from Reactor (Approx.)	Description	Collection Frequency	Type
T57	W/260°	2.7 mi.	Pole, north side of Williams Rd. across from Jefferson High School entrance.	Q	I
T58	WSW/249°	4.9 mi.	Pole west of Hurd Elementary School Marquee.	Q	I
T59	NW/325°	2.6 mi.	Pole north of St. Charles Church entrance on Dixie Hwy.	Q	I
T60	NNW/341°	2.5 mi.	1st pole north of North Elementary School entrance on Dixie Hwy.	Q	I
T61	W/268°	10.1 mi.	Pole, SW corner of Stewart and Raisinville Rd.	Q	I
T62	SW/232°	9.7 mi.	Pole, NE corner of Albain and Hull Rd.	Q	I
T63	WSW/245°	9.6 mi.	Pole, NE corner of Dunbar and Telegraph Rd.	Q	I
T64	WNW/286°	0.2 mi.	West of switchgear yard on PAF.	Q	O
T65	NW/322°	0.1 mi.	PAF switchgear yard area NW of RHR complex.	Q	O
T66	NE/50°	0.1 mi.	Behind Bldg. 42 on PAF.	Q	O
T67	NNW/338°	0.2 mi.	Site Boundary fence West of South Cooling Tower.	Q	O
T68	WNW/303°	0.6 mi	Langton Rd. seven poles East of Leroux Rd.	Q	I
T69	NW/306°	0.8 mi	Langton Rd. five poles East of Leroux Rd.	Q	I
T70	NNW/333°	1.1 mi	Leroux Rd. last pole North of Fermi Dr.	Q	I
T71	WNW/300°	1.1 mi	Leroux Rd. six poles North of Fermi Dr.	Q	I

I = Indicator C = Control O = On-site Q = Quarterly

Direct Radiation Sample Locations (Table A-1 continued)

Station Number	Meteorological Sector/Azimuth (Degrees)	Distance from Reactor (Approx.)	Description	Collection Frequency	Type
ISFSI-1	WNW/302.3°	0.175 mi.	Center of west ISFSI fence.	Q	O
ISFSI-2	NW/310.2°	0.186 mi.	NW corner ISFSI fence.	Q	O
ISFSI-3	NW/313.2°	0.166 mi.	Center of north ISFSI fence.	Q	O
ISFSI-4	NW/315.6°	0.149 mi.	NE corner ISFSI fence.	Q	O
ISFSI-5	NW/305.4°	0.140 mi	Center of east ISFSI fence.	Q	O
ISFSI-6	WNW/294.1°	0.136 mi	SE corner ISFSI fence.	Q	O
ISFSI-7	WNW/293.0°	0.157 mi	Center of south ISFSI fence.	Q	O
ISFSI-8	WNW/293°	0.177 mi	SW corner ISFSI fence.	Q	O

I = Indicator C = Control O = On-site Q = Quarterly

Air Particulate and Air Iodine Sample Locations

Table A-2

Station Number	Meteorological Sector/Azimuth (Degrees)	Distance from Reactor (Approx.)	Description	Collection Frequency	Type
API-1	NE/39°	1.4 mi.	Estral Beach Pole on Lakeshore, 18 Poles S of Lakeview (Nearest Community with highest X/Q).	W	I
API-2	NNW/337°	0.6 mi.	Site Boundary and Toll Road, on Site Fence by T-4.	W	I
API-3	NW/313°	0.6 mi.	Site Boundary and Toll Road, on Site Fence by T-5.	W	I
API-4	W/270°	14.0 mi.	Pole, at Michigan Gas substation on N. Custer Rd., 0.66 miles west of Doty Rd.	W	C
API-5	S/188°	1.2 mi.	Pole, N corner of Pointe Aux Peaux and Dewey Rd.	W	I

I = Indicator C = Control W = Weekly

Milk Sample Locations

Table A-3

Station Number	Meteorological Sector/Azimuth (Degrees)	Distance from Reactor (Approx.)	Description	Collection Frequency	Type
M-2	NW/319°	5.4 mi.	Reaume Farm - 2705 E Labo.	M-SM	I
M-8	WNW/289°	9.9 mi.	Calder Dairy - 9334 Finzel Rd.	M-SM	C

I = Indicator C = Control M = Monthly SM = Semimonthly

Garden Sample Locations

Table A-4

Station Number	Meteorological Sector/Azimuth (Degrees)	Distance from Reactor (Approx.)	Description	Collection Frequency	Type
FP-1	NNE/21°	3.8 mi.	9501 Turnpike Highway.	M	I
FP-9	W/261°	10.9 mi.	4074 North Custer Road.	M	C

I = Indicator C = Control M = Monthly (when available)

Drinking-Water Sample Locations

Table A-5

Station Number	Meteorological Sector/Azimuth (Degrees)	Distance from Reactor (Approx.)	Description	Collection Frequency	Type
DW-1	S/174°	1.1 mi.	Monroe Water Station N Side of Pointe Aux Peaux 1/2 Block W of Long Rd.	M	I
DW-2	N/8°	18.5 mi.	Detroit Water Station 14700 Moran Rd, Allen Park.	M	C

I = Indicator C = Control M = Monthly

Surface-Water Sample Locations

Table A-6

Station Number	Meteorological Sector/Azimuth (Degrees)	Distance from Reactor (Approx.)	Description	Collection Frequency	Type
SW-2	NNE/20°	11.7 mi.	DECO's Trenton Channel Power Plant Intake Structure (Screenhouse #1).	M	C
SW-3	SSE/160°	0.2 mi.	DECO's Fermi 2 General Service Water Intake Structure.	M	I

I = Indicator C = Control M = Monthly

Ground-Water Sample Locations

Table A-7

Station Number	Meteorological Sector/Azimuth (Degrees)	Distance from Reactor (Approx.)	Description	Collection Frequency	Type
GW-1	S/175°	0.4 mi.	Approx. 100 ft W of Lake Erie, EF-1 Parking lot near gas fired peakers.	Q	I
GW-2	SSW/208°	1.0 mi.	4 ft S of Pointe Aux Peaux (PAP) Rd. Fence 427 ft W of where PAP crosses over Stoney Point's Western Dike.	Q	I
GW-3	SW/226°	1.0 mi.	143 ft W of PAP Rd. Gate, 62 ft N of PAP Rd. Fence.	Q	I
GW-4	WNW/299°	0.6 mi.	42 ft S of Langton Rd, 8 ft E of Toll Rd. Fence.	Q	C

I = Indicator C = Control Q = Quarterly

Sediment Sample Locations

Table A-8

Station Number	Meteorological Sector/Azimuth (Degrees)	Distance from Reactor (Approx.)	Description	Collection Frequency	Type
S-1	SSE/165°	0.9 mi.	Pointe Aux Peaux, Shoreline to 500 ft offshore sighting directly to Land Base Water Tower.	SA	I
S-2	E/81°	0.2 mi.	Fermi 2 Discharge, approx. 200 ft offshore.	SA	I
S-3	NE/39°	1.1 mi.	Estral Beach, approx. 200 ft offshore, off North shoreline where Swan Creek and Lake Erie meet.	SA	I
S-4	WSW/241°	3.0 mi.	Indian Trails Community Beach.	SA	I
S-5	NNE/20°	11.7 mi.	DECO's Trenton Channel Power Plant intake area.	SA	C

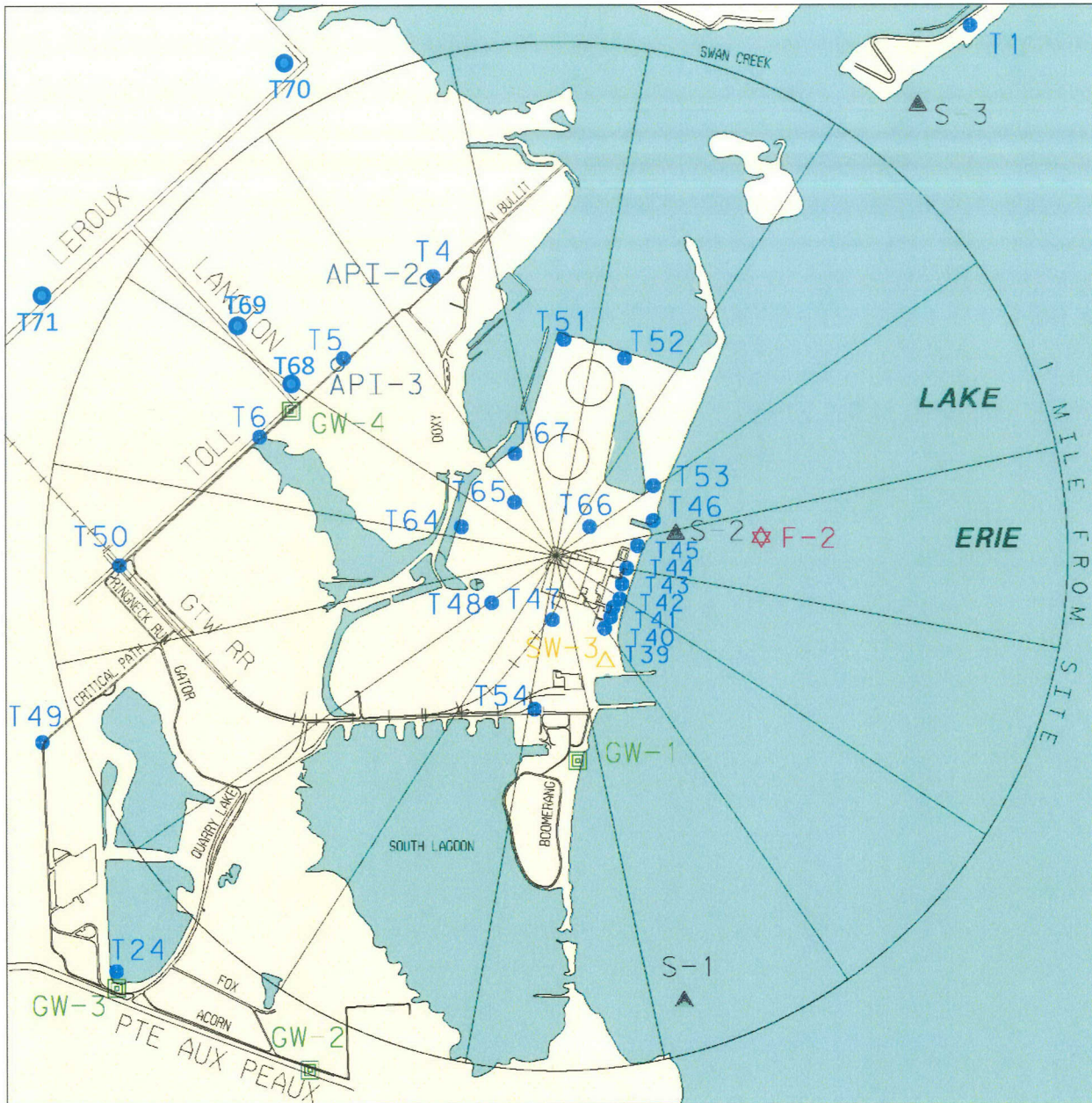
I = Indicator C = Control SA = Semiannually

Fish Sample Locations

Table A-9

Station Number	Meteorological Sector/Azimuth (Degrees)	Distance from Reactor (Approx.)	Description	Collection Frequency	Type
F-1	NNE/31°	9.5 mi.	Near Celeron Island.	SA	C
F-2	E/86°	0.4 mi.	Fermi 2 Discharge (approx. 1200 ft offshore).	SA	I
F-3	SW/227°	3.5 mi.	Brest Bay.	SA	C

I = Indicator C = Control SA = Semiannually

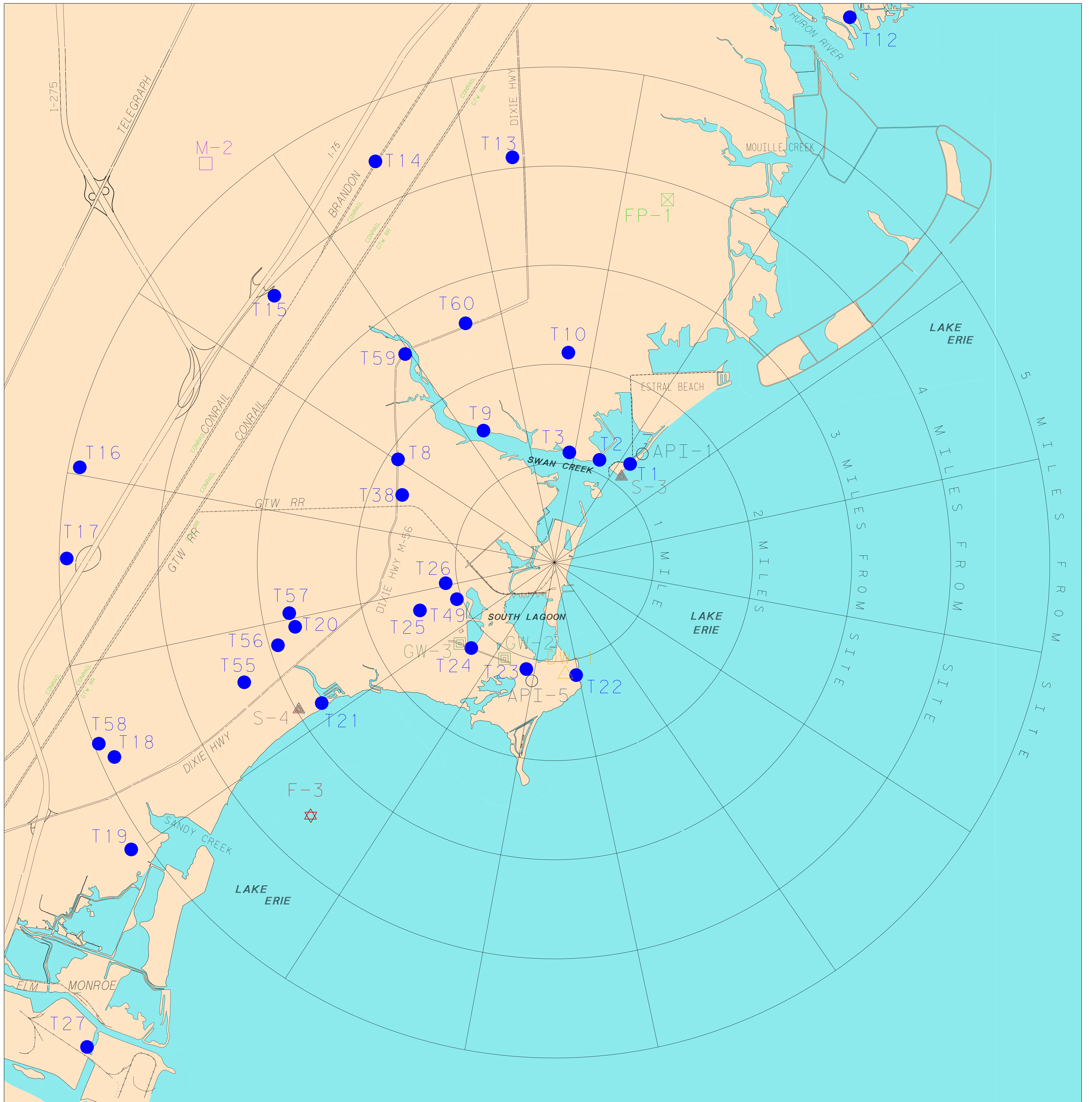


MAP - 1
 SAMPLING LOCATIONS
 BY STATION NUMBER
 WITHIN 1 MILE

LEGEND

- T- DIRECT RADIATION
- API- AIR PARTICULATES/AIR IODINE
- ▲ S- SEDIMENTS
- △ DW/SW- DRINKING WATER/SURFACE WATER
- ◻ GW- GROUND WATER
- M- MILK
- ⊠ FP- FOOD PRODUCTS
- ☆ F- FISH




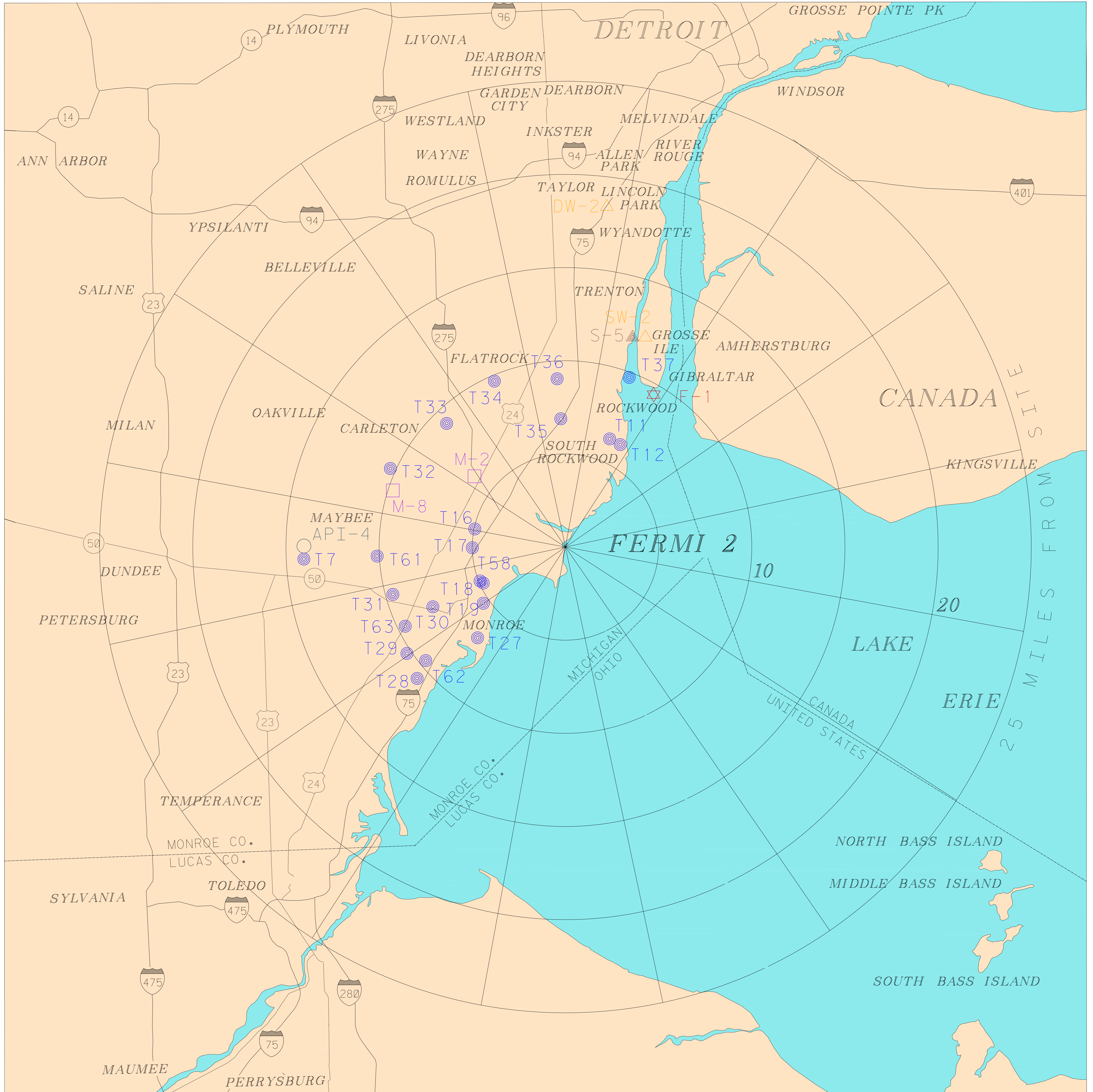


MAP - 2
 SAMPLING LOCATIONS
 BY STATION NUMBER
 (1 TO 5 MILES)

LEGEND

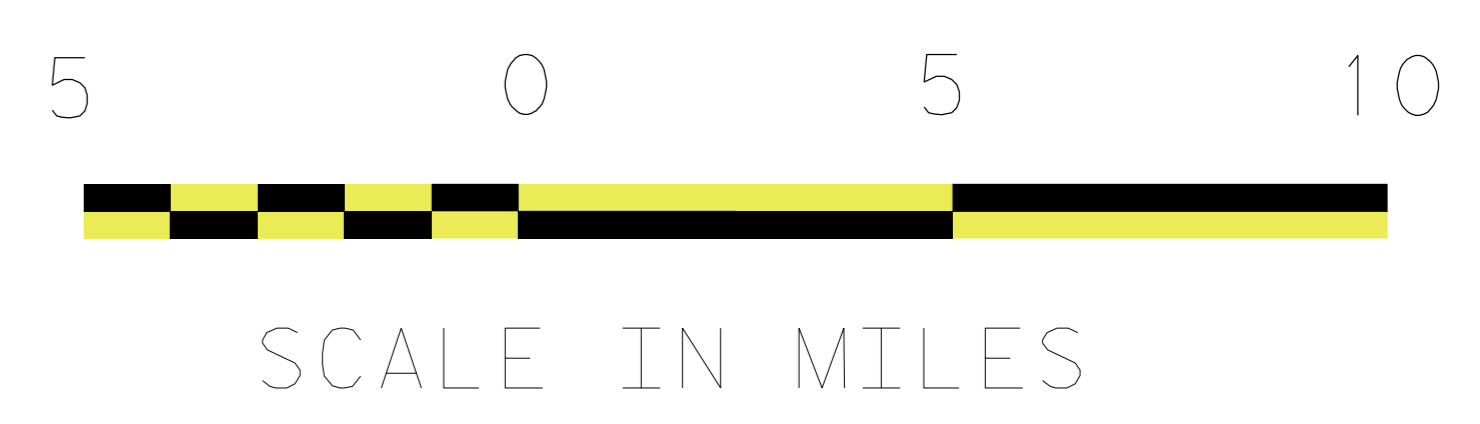
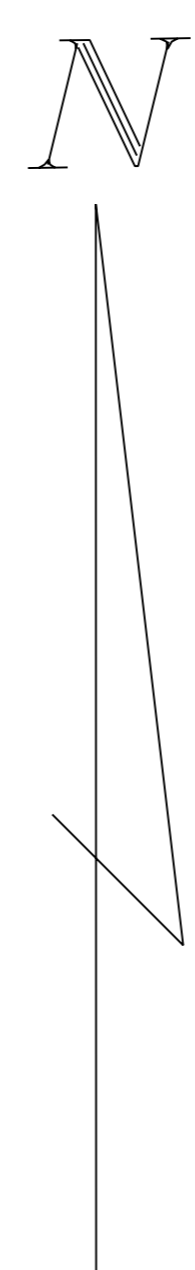
- T- DIRECT RADIATION
- API- AIR PARTICULATES/AIR IODINE
- ▲ S- SEDIMENTS
- △ DW/SW- DRINKING WATER/SURFACE WATER
- GW- GROUND WATER
- M- MILK
- ⊠ FP- FOOD PRODUCTS
- ☆ F- FISH





MAP - 3
 SAMPLING LOCATIONS
 BY STATION NUMBER
 (GREATER THAN 5 MILES)

- LEGEND
- T- DIRECT RADIATION
 - API- AIR PARTICULATES OR AIR IODINE
 - ▲ S- SEDIMENTS
 - △ DW/SW- DRINKING WATER/SURFACE WATER
 - GW- GROUND WATER
 - M- MILK
 - ⊠ FP- FOOD PRODUCTS
 - ⊠ F- FISH



Appendix B

Environmental Data Summary

*Fermi 2 – 2014
Annual Radiological Environmental Operating Report
Appendix B – Environmental Data Summary*

Table B-1

Radiological Environmental Monitoring Program Summary

Name of Facility: Enrico Fermi Unit 2

Docket No.: 50-341

Reporting Period: January - December 2014

Location of Facility: 30 miles southeast of Detroit, Michigan (Frenchtown Township)

Sample Type (Units)	Type and Number of Analysis	LLD (b)	Indicator Locations Mean and Range (d)	Location with Highest Annual Mean		Control Locations Mean and Range (d)	Number of Non-routine Results (f)
				Location (e)	Mean and Range (d)		
Direct Radiation <i>mR/std qtr (a)</i>	Gamma (TLD) 212	1.0	15.0 (193/196) 10.7 to 46.8	T-56 (Indicator)	23.0 (4/4) 14.6 to 46.8	14.2 (16/16) 11.6 to 16.2	None
Airborne Particulates <i>pCi/cu. m.</i>	Gross Beta 254	1.00E-2	3.47E-2 (203/204) 1.58E-2 to 8.21E-2	API-2 (Indicator)	3.87E-2 (50/51) 1.67E-2 to 6.82E-2	3.43E-2 (51/51) 1.88E-2 to 5.80E-2	None
	Gamma Spec. 20 Be-7	N/A	5.97E-2 (16/16) 4.32E-2 to 8.46E-2	API-2 (Indicator)	6.81E-2 (4/4) 5.30E-2 to 8.46E-2	5.83E-2 (4/4) 4.49E-2 to 7.50E-2	None
	K-40	N/A	1.30E-2 (1/16) 1.30E-2 to 1.30E-2	API-5 (Indicator)	1.30E-2 (1/4) 1.30E-2 to 1.30E-2	<MDA	None
	Mn-54	N/A	<MDA			<MDA	None
	Co-58	N/A	<MDA			<MDA	None
	Fe-59	N/A	<MDA			<MDA	None
	Co-60	N/A	<MDA			<MDA	None
	Zn-65	N/A	<MDA			<MDA	None
	Zr-95	N/A	<MDA			<MDA	None
	Nb-95	N/A	<MDA			<MDA	None
	Ru-103	N/A	<MDA			<MDA	None
	Ru-106	N/A	<MDA			<MDA	None
	Cs-134	5.00E-2	<MDA			<MDA	None
	Cs-137	6.00E-2	<MDA			<MDA	None
	Ba-140	N/A	<MDA			<MDA	None
	La-140	N/A	<MDA			<MDA	None
Ce-141	N/A	<MDA			<MDA	None	
Ce-144	N/A	<MDA			<MDA	None	
Airborne Iodine <i>pCi/cu. m.</i>	I-131 254	7.00E-2	<MDA			<MDA	None

*Fermi 2 – 2014
Annual Radiological Environmental Operating Report
Appendix B – Environmental Data Summary*

Table B-1 Radiological Environmental Monitoring Program Summary (cont.)

Name of Facility: Enrico Fermi Unit 2

Docket No.: 50-341

Reporting Period: January - December 2014

Location of Facility: 30 miles southeast of Detroit, Michigan (Frenchtown Township)

Sample Type (Units)	Type and Number of Analysis	LLD (b)	Indicator Locations Mean and Range (d)	Location with Highest Annual Mean		Control Locations Mean and Range (d)	Number of Non-routine Results (f)
				Location (e)	Mean and Range (d)		
Milk <i>pCi/l</i>	I-131 36	1.00E+0	<MDA	M-2 (Indicator)	1.45E+3 (18/18) 1.31E+3 to 1.61E+3	<MDA	None
	Sr-89 36	N/A	<MDA			<MDA	None
	Sr-90	N/A	<MDA			<MDA	None
	Gamma Spec. 36						
	Be-7	N/A	<MDA			<MDA	None
	K-40	N/A	1.45E+3 (18/18) 1.31E+3 to 1.61E+3			1.40E+3 (18/18) 1.30E+3 to 1.54E+3	None
	Mn-54	N/A	<MDA			<MDA	None
	Co-58	N/A	<MDA			<MDA	None
	Fe-59	N/A	<MDA			<MDA	None
	Co-60	N/A	<MDA			<MDA	None
	Zn-65	N/A	<MDA			<MDA	None
	Zr-95	N/A	<MDA			<MDA	None
	Nb-95	N/A	<MDA			<MDA	None
	Ru-103	N/A	<MDA			<MDA	None
	Ru-106	N/A	<MDA			<MDA	None
	Cs-134	1.50E+1	<MDA			<MDA	None
	Cs-137	1.80E+1	<MDA			<MDA	None
	Ba-140	1.50E+1	<MDA			<MDA	None
	La-140	1.50E+1	<MDA			<MDA	None
Ce-141	N/A	<MDA	<MDA	None			
Ce-144	N/A	<MDA	<MDA	None			
Vegetation <i>pCi/kg wet</i>	I-131 12	6.00E+1	<MDA	FP-9 (Control)	2.05E+2 (2/6) 1.26E+2 to 2.84E+2	<MDA	None
	Gamma Spec. 12						
	Be-7	N/A	2.05E+2 (2/6) 1.26E+2 to 2.84E+2			1.56E+2 (2/6) 1.28E+2 to 1.84E+2	None
	K-40	N/A	3.22E+3 (5/6) 1.80E+3 to 4.35E+3	FP-9 (Control)	3.40E+3 (6/6) 1.53E+3 to 5.33E+3	3.40E+3 (6/6) 1.53E+3 to 5.33E+3	None

*Fermi 2 – 2014
Annual Radiological Environmental Operating Report
Appendix B – Environmental Data Summary*

Table B-1 Radiological Environmental Monitoring Program Summary (cont.)

Name of Facility: Enrico Fermi Unit 2

Docket No.: 50-341

Reporting Period: January - December 2014

Location of Facility: 30 miles southeast of Detroit, Michigan (Frenchtown Township)

Sample Type (Units)	Type and Number of Analysis	LLD (b)	Indicator Locations Mean and Range (d)	Location with Highest Annual Mean		Control Locations Mean and Range (d)	Number of Non-routine Results (f)
				Location (e)	Mean and Range(d)		
Vegetation (cont.) <i>pCi/kg wet</i>	Mn-54	N/A	<MDA			<MDA	None
	Co-58	N/A	<MDA			<MDA	None
	Fe-59	N/A	<MDA			<MDA	None
	Co-60	N/A	<MDA			<MDA	None
	Zn-65	N/A	<MDA			<MDA	None
	Zr-95	N/A	<MDA			<MDA	None
	Nb-95	N/A	<MDA			<MDA	None
	Ru-103	N/A	<MDA			<MDA	None
	Ru-106	N/A	<MDA			<MDA	None
	Cs-134	6.00E+1	<MDA			<MDA	None
	Cs-137	8.00E+1	<MDA			<MDA	None
	Ba-140	N/A	<MDA			<MDA	None
	La-140	N/A	<MDA			<MDA	None
	Ce-141	N/A	<MDA			<MDA	None
	Ce-144	N/A	<MDA			<MDA	None
Drinking Water <i>pCi/l</i>	Gross Beta 24	4.00E+0	<MDA	DW-2 (Control)	7.68E+0 (2/12) 4.87E+0 to 1.05E+1	7.68E+0 (2/12) 4.87E+0 to 1.05E+1	None
	Sr-89 24	N/A	<MDA			<MDA	None
	Sr-90	N/A	<MDA			<MDA	None
	Gamma Spec. 24						
	Be-7	N/A	<MDA			<MDA	None
	K-40	N/A	<MDA			<MDA	None
	Cr-51	N/A	<MDA			<MDA	None
	Mn-54	1.50E+1	<MDA			<MDA	None
	Co-58	1.50E+1	<MDA			<MDA	None
	Fe-59	3.00E+1	<MDA			<MDA	None
	Co-60	1.50E+1	<MDA			<MDA	None
	Zn-65	3.00E+1	<MDA			<MDA	None
	Zr-95	1.50E+1	<MDA			<MDA	None
Nb-95	1.50E+1	<MDA			<MDA	None	

*Fermi 2 – 2014
Annual Radiological Environmental Operating Report
Appendix B – Environmental Data Summary*

Table B-1 Radiological Environmental Monitoring Program Summary (cont.)

Name of Facility: Enrico Fermi Unit 2

Docket No.: 50-341

Reporting Period: January - December 2014

Location of Facility: 30 miles southeast of Detroit, Michigan (Frenchtown Township)

Sample Type (Units)	Type and Number of Analysis	LLD (b)	Indicator Locations Mean and Range (d)	Location with Highest Annual Mean		Control Locations Mean and Range (d)	Number of Non-routine Results (f)
				Location (e)	Mean and Range (d)		
Drinking Water (cont.) <i>pCi/l</i>	Ru-103	N/A	<MDA			<MDA	None
	Ru-106	N/A	<MDA			<MDA	None
	Cs-134	1.50E+1	<MDA			<MDA	None
	Cs-137	1.80E+1	<MDA			<MDA	None
	Ba-140	1.50E+1	<MDA			<MDA	None
	La-140	1.50E+1	<MDA			<MDA	None
	Ce-141	N/A	<MDA			<MDA	None
	Ce-144	N/A	<MDA			<MDA	None
H-3	8	2.00E+3	<MDA			<MDA	None
Surface Water <i>pCi/l</i>	Sr-89	24	N/A	<MDA		<MDA	None
	Sr-90		N/A	<MDA		<MDA	None
	Gamma Spec.	24					
	Be-7		N/A	<MDA		<MDA	None
	K-40		N/A	<MDA		<MDA	None
	Cr-51		N/A	<MDA		<MDA	None
	Mn-54		1.50E+1	<MDA		<MDA	None
	Co-58		1.50E+1	<MDA		<MDA	None
	Fe-59		3.00E+1	<MDA		<MDA	None
	Co-60		1.50E+1	<MDA		<MDA	None
	Zn-65		3.00E+1	<MDA		<MDA	None
	Zr-95		1.50E+1	<MDA		<MDA	None
	Nb-95		1.50E+1	<MDA		<MDA	None
	Ru-103		N/A	<MDA		<MDA	None
	Ru-106		N/A	<MDA		<MDA	None
	Cs-134		1.50E+1	<MDA		<MDA	None
	Cs-137		1.80E+1	<MDA		<MDA	None
Ba-140		1.50E+1	<MDA		<MDA	None	
La-140		1.50E+1	<MDA		<MDA	None	
Ce-141		N/A	<MDA		<MDA	None	

Fermi 2 – 2014
Annual Radiological Environmental Operating Report
Appendix B – Environmental Data Summary

Table B-1 Radiological Environmental Monitoring Program Summary (cont.)

Name of Facility: Enrico Fermi Unit 2

Docket No.: 50-341

Reporting Period: January - December 2014

Location of Facility: 30 miles southeast of Detroit, Michigan (Frenchtown Township)

Sample Type (Units)	Type and Number of Analysis	LLD (b)	Indicator Locations Mean and Range (d)	Location with Highest Annual Mean		Control Locations Mean and Range (d)	Number of Non-routine Results (f)
				Location (e)	Mean and Range (d)		
Surface Water (cont.) <i>pCi/l</i>	Ce-144 Th-228 H-3 8	N/A N/A 2.00E+3	<MDA 4.73E0 (1/24) <MDA	SW-3 (Indicator)	4.73E0 (1/24)	<MDA <MDA <MDA	None None None
Groundwater <i>pCi/l</i>	Gamma Spec. 16 Be-7 K-40 Cr-51 Mn-54 Co-58 Fe-59 Co-60 Zn-65 Zr-95 Nb-95 Ru-103 Ru-106 Cs-134 Cs-137 Ba-140 La-140 Ce-141 Ce-144 Th-228 H-3 16	N/A N/A N/A 1.50E+1 1.50E+1 3.00E+1 1.50E+1 3.00E+1 1.50E+1 1.50E+1 1.50E+1 N/A N/A 1.50E+1 1.80E+1 1.50E+1 1.50E+1 N/A N/A N/A 2.00E+3	<MDA <MDA <MDA <MDA <MDA <MDA <MDA <MDA <MDA <MDA <MDA <MDA <MDA <MDA <MDA <MDA <MDA <MDA <MDA 1.68E+1 (2/16) 9.45E0 to 2.41E+1 <MDA	GW-1 (Indicator)	1.24E1 (1/4)	<MDA <MDA <MDA <MDA <MDA <MDA <MDA <MDA <MDA <MDA <MDA <MDA <MDA <MDA <MDA <MDA <MDA <MDA <MDA <MDA	None None
Sediment <i>pCi/kg dry</i>	Sr-89 10 Sr-90 N/A Gamma Spec. 10 Be-7 K-40	N/A N/A N/A N/A	<MDA <MDA <MDA 1.09E+4 (8/8) 7.44E+3 to 1.48E+4	S-5 (Control) S-2 (Indicator)	3.35E+2 (1/2) 1.46E+4 (2/2) 1.44E+4 to 1.48E+4	<MDA <MDA 3.35E+2 (1/2) 7.88E+3 (2/2) 6.60E+3 to 9.16E+3	None None None None

*Fermi 2 – 2014
Annual Radiological Environmental Operating Report
Appendix B – Environmental Data Summary*

Table B-1 Radiological Environmental Monitoring Program Summary (cont.)

Name of Facility: Enrico Fermi Unit 2

Docket No.: 50-341

Reporting Period: January - December 2014

Location of Facility: 30 miles southeast of Detroit, Michigan (Frenchtown Township)

Sample Type (Units)	Type and Number of Analysis	LLD (b)	Indicator Locations Mean and Range (d)	Location with Highest Annual Mean		Control Locations Mean and Range (d)	Number of Non-routine Results (f)
				Location (e)	Mean and Range (d)		
Sediment (cont.) <i>pCi/kg dry</i>	Thallium-208	N/A	1.09E+2 (8/8) 4.16E+1 to 2.66E+2	S-2 (Indicator)	2.29E+2 (2/2) 1.91E+2 to 2.66E+2	8.69E+1 (2/2) 8.62E+1 to 8.77E+1	None
	Lead-212	N/A	3.75E+2 (8/8) 9.98E+1 to 7.50E+2	S-2 (Indicator)	7.29E+2 (2/2) 7.07E+2 to 7.50E+2	3.45E+2 (2/2) 3.43E+1 to 3.70E+2	None
	Bismuth-214	N/A	4.01E+2 (8/8) 1.70E+2 to 9.63E+2	S-2 (Indicator)	8.36E+2 (2/2) 7.09E+2 to 9.63E+2	3.35E+2 (2/2) 3.20E+1 to 3.49E+2	None
	Lead-214	N/A	4.24E+2 (5/8) 2.56E+2 to 7.63E+2	S-2 (Indicator)	7.63E+2 (1/2)	4.10E+2 (1/2)	None
	Radium-226	N/A	4.01E+2 (8/8) 1.70E+2 to 9.63E+2	S-2 (Indicator)	8.36E+2 (2/2) 7.09E+2 to 9.63E+2	3.35E+2 (2/2) 3.20E+1 to 3.49E+2	None
	Actinium-228	N/A	7.73E+2 (3/8) 4.68E+2 to 9.90E+2	S-2 (Indicator)	9.25E+2 (2/2) 8.60E+2 to 9.90E+2	3.40E+2 (2/2) 3.08E+2 to 3.72E+2	None
	Thorium-228	N/A	3.75E+2 (8/8) 9.98E+1 to 7.50E+2	S-2 (Indicator)	7.29E+2 (2/2) 7.07E+2 to 7.50E+2	3.57E+2 (2/2) 3.43E+2 to 3.70E+2	None
	Thorium-230	N/A	4.01E+2 (8/8) 1.70E+2 to 9.63E+2	S-2 (Indicator)	8.36E+2 (2/2) 7.09E+2 to 9.63E+2	3.35E+2 (2/2) 3.20E+2 to 3.49E+2	None
	Mn-54	N/A	<MDA			<MDA	None
	Co-58	N/A	<MDA			<MDA	None
	Fe-59	N/A	<MDA			<MDA	None
	Co-60	N/A	<MDA			<MDA	None
	Zn-65	N/A	<MDA			<MDA	None
	Zr-95	N/A	<MDA			<MDA	None
	Nb-95	N/A	<MDA			<MDA	None
	Ru-103	N/A	<MDA			<MDA	None
	Ru-106	N/A	<MDA			<MDA	None
	Cs-134	1.50E+2	<MDA			<MDA	None
	Cs-137	1.80E+2	9.32E+1 (2/8) 9.29E+1 to 9.35E+1	S-1 (Control)	9.32E+1 (2/8) 9.29E+1 to 9.35E+1	5.44E+1 (1/2)	None
	Ba-140	N/A	<MDA			<MDA	None
La-140	N/A	<MDA			<MDA	None	
Ce-141	N/A	<MDA			<MDA	None	
Ce-144	N/A	<MDA			<MDA	None	

Fermi 2 – 2014
Annual Radiological Environmental Operating Report
Appendix B – Environmental Data Summary

Table B-1 Radiological Environmental Monitoring Program Summary (cont.)

Name of Facility: Enrico Fermi Unit 2

Docket No.: 50-341

Reporting Period: January - December 2014

Location of Facility: 30 miles southeast of Detroit, Michigan (Frenchtown Township)

Sample Type (Units)	Type and Number of Analysis	LLD (b)	Indicator Locations Mean and Range (d)	Location with Highest Annual Mean		Control Locations Mean and Range (d)	Number of Non-routine Results (f)	
				Location (e)	Mean and Range (d)			
Fish <i>pCi/kg wet</i>	Sr-89 30	N/A	<MDA	F-3 (Control)	2.94E+3 (13/13) 2.01E+3 to 3.74E+3	<MDA	None	
	Sr-90	N/A	<MDA			<MDA	None	
	Gamma Spec. 30							
	Be-7	N/A	<MDA			<MDA	None	
	K-40	N/A	2.93E+3 (9/9) 2.04E+3 to 3.65E+3			2.86E+3 (21/21) 2.01E+3 to 3.74E+3	None	
	Mn-54	1.30E+2	<MDA			<MDA	None	
	Co-58	1.30E+2	<MDA			<MDA	None	
	Fe-59	2.60E+2	<MDA			<MDA	None	
	Co-60	1.30E+2	<MDA			<MDA	None	
	Zn-65	2.60E+2	<MDA			<MDA	None	
	Zr-95	N/A	<MDA	<MDA	None			
	Nb-95	N/A	<MDA	<MDA	None			
	Ru-103	N/A	<MDA	<MDA	None			
	Ru-106	N/A	<MDA	<MDA	None			
	Cs-134	1.30E+2	<MDA	<MDA	None			
	Cs-137	1.50E+2	3.94E+0 (1/9)	F-2 (Indicator) 3.94E+0 (1/9)	<MDA	None		
	Ba-140	N/A	<MDA	<MDA	None			
	La-140	N/A	<MDA	<MDA	None			
	Ce-141	N/A	<MDA	<MDA	None			
	Ce-144	N/A	<MDA	<MDA	None			

(a) Direct Radiation mean and range values are for off-site TLDs

(b) LLD = Fermi 2 ODCM LLD: nominal lower limit of detection based on 4.66 sigma error for background sample.

(c) <MDA = Less than the lab's minimum detectable activity which is less than the LLD.

(d) Mean and range based upon detectable measurements only. Fraction of detectable measurements at specified locations is indicated in parentheses (F).

(e) Locations are specified by Fermi 2 code and are described in Appendix A Sampling Locations.

(f) Non-routine results are those which are reportable according to Fermi 2 ODCM control 3.12.1.

Note: Other nuclides were considered in analysis results, but only those identifiable were reported in addition to ODCM listed nuclides.

Appendix C

Environmental Data Tables

NOTES

Missed Samples

- (a) TLD Missing
- (b) Missed sample due to equipment failure

Laboratory Qualifiers

- U: Target isotope was analyzed for but not detected above the MDC and LLD.
- UI: Uncertain identification for gamma spectroscopy.
- M: Reported result is less than the LLD and greater than the MDC.
- DL: MDC > LLD

Results with DL Laboratory Qualifier

For 2014, all results with a DL (or DLU) qualifier were attributed to Iodine-131 in some fish samples. The contract laboratory used an LLD of 60 pCi/kg for these samples, which was an error on the laboratory's part. Per the Fermi 2 ODCM Table 4.12.1-1, there is no LLD for Iodine-131 in fish. The contract laboratory apparently applied the LLD for "Food" to the "Fish" samples and this error caused the results to be flagged as DL (i.e. Minimum Detectible Activity greater than the required Lower Limit of Detection).

Fermi 2 - 2014
Annual Radiological Environmental Operating Report
Appendix C - Environmental Data Table

Medium	Location Category	Location ID	Date	Sample Type	Parameter	Result	Units	MDA	LLD	Lab Qualifier
Air Monitoring	Indicator	API-1	08-Jan-14	Charcoal Cartridge	Iodine-131	4.11E-03	PCI/M3	2.48E-02	0.07	U
Air Monitoring	Indicator	API-2	08-Jan-14	Charcoal Cartridge	Iodine-131	-5.24E-03	PCI/M3	2.28E-02	0.07	U
Air Monitoring	Indicator	API-3	08-Jan-14	Charcoal Cartridge	Iodine-131	2.46E-03	PCI/M3	1.69E-02	0.07	U
Air Monitoring	Control	API-4	08-Jan-14	Charcoal Cartridge	Iodine-131	1.49E-03	PCI/M3	2.37E-02	0.07	U
Air Monitoring	Indicator	API-5	08-Jan-14	Charcoal Cartridge	Iodine-131	-2.71E-03	PCI/M3	1.95E-02	0.07	U
Air Monitoring	Indicator	API-1	13-Jan-14	Charcoal Cartridge	Iodine-131	4.87E-03	PCI/M3	1.76E-02	0.07	U
Air Monitoring	Indicator	API-2	13-Jan-14	Charcoal Cartridge	Iodine-131	-5.07E-03	PCI/M3	1.87E-02	0.07	U
Air Monitoring	Indicator	API-3	13-Jan-14	Charcoal Cartridge	Iodine-131	-5.94E-03	PCI/M3	2.16E-02	0.07	U
Air Monitoring	Control	API-4	13-Jan-14	Charcoal Cartridge	Iodine-131	-9.20E-04	PCI/M3	1.52E-02	0.07	U
Air Monitoring	Indicator	API-5	13-Jan-14	Charcoal Cartridge	Iodine-131	1.17E-02	PCI/M3	1.58E-02	0.07	U
Air Monitoring	Indicator	API-1	21-Jan-14	Charcoal Cartridge	Iodine-131	7.38E-03	PCI/M3	1.77E-02	0.07	U
Air Monitoring	Indicator	API-2	21-Jan-14	Charcoal Cartridge	Iodine-131	5.45E-03	PCI/M3	2.10E-02	0.07	U
Air Monitoring	Indicator	API-3	21-Jan-14	Charcoal Cartridge	Iodine-131	5.55E-03	PCI/M3	2.40E-02	0.07	U
Air Monitoring	Control	API-4	21-Jan-14	Charcoal Cartridge	Iodine-131	-4.18E-03	PCI/M3	1.21E-02	0.07	U
Air Monitoring	Indicator	API-5	21-Jan-14	Charcoal Cartridge	Iodine-131	2.61E-03	PCI/M3	2.43E-02	0.07	U
Air Monitoring	Indicator	API-1	28-Jan-14	Charcoal Cartridge	Iodine-131	4.11E-03	PCI/M3	2.73E-02	0.07	U
Air Monitoring	Indicator	API-2	28-Jan-14	Charcoal Cartridge	Iodine-131	-5.18E-03	PCI/M3	3.12E-02	0.07	U
Air Monitoring	Indicator	API-3	28-Jan-14	Charcoal Cartridge	Iodine-131	3.49E-03	PCI/M3	2.18E-02	0.07	U
Air Monitoring	Control	API-4	28-Jan-14	Charcoal Cartridge	Iodine-131	9.78E-03	PCI/M3	2.75E-02	0.07	U
Air Monitoring	Indicator	API-5	28-Jan-14	Charcoal Cartridge	Iodine-131	2.89E-03	PCI/M3	4.50E-02	0.07	U
Air Monitoring	Indicator	API-1	04-Feb-14	Charcoal Cartridge	Iodine-131	5.74E-04	PCI/M3	1.60E-02	0.07	U
Air Monitoring	Indicator	API-2	04-Feb-14	Charcoal Cartridge	Iodine-131	3.27E-04	PCI/M3	1.19E-02	0.07	U
Air Monitoring	Indicator	API-3	04-Feb-14	Charcoal Cartridge	Iodine-131	4.78E-03	PCI/M3	2.57E-02	0.07	U
Air Monitoring	Control	API-4	04-Feb-14	Charcoal Cartridge	Iodine-131	7.18E-03	PCI/M3	3.05E-02	0.07	U
Air Monitoring	Indicator	API-5	04-Feb-14	Charcoal Cartridge	Iodine-131	1.45E-02	PCI/M3	2.57E-02	0.07	U
Air Monitoring	Indicator	API-1	11-Feb-14	Charcoal Cartridge	Iodine-131	7.21E-03	PCI/M3	2.69E-02	0.07	U
Air Monitoring	Indicator	API-2	11-Feb-14	Charcoal Cartridge	Iodine-131	8.44E-03	PCI/M3	5.25E-02	0.07	U
Air Monitoring	Indicator	API-3	11-Feb-14	Charcoal Cartridge	Iodine-131	2.76E-03	PCI/M3	2.43E-02	0.07	U
Air Monitoring	Control	API-4	11-Feb-14	Charcoal Cartridge	Iodine-131	-1.05E-02	PCI/M3	1.65E-02	0.07	U
Air Monitoring	Indicator	API-5	11-Feb-14	Charcoal Cartridge	Iodine-131	4.29E-05	PCI/M3	1.77E-02	0.07	U
Air Monitoring	Indicator	API-1	18-Feb-14	Charcoal Cartridge	Iodine-131	3.34E-03	PCI/M3	1.04E-02	0.07	U
Air Monitoring	Indicator	API-2	18-Feb-14	Charcoal Cartridge	Iodine-131	-2.94E-03	PCI/M3	9.38E-03	0.07	U
Air Monitoring	Indicator	API-3	18-Feb-14	Charcoal Cartridge	Iodine-131	-7.21E-03	PCI/M3	4.12E-02	0.07	U
Air Monitoring	Control	API-4	18-Feb-14	Charcoal Cartridge	Iodine-131	-1.32E-03	PCI/M3	1.35E-02	0.07	U
Air Monitoring	Indicator	API-5	18-Feb-14	Charcoal Cartridge	Iodine-131	3.87E-03	PCI/M3	1.34E-02	0.07	U
Air Monitoring	Indicator	API-1	25-Feb-14	Charcoal Cartridge	Iodine-131	-5.38E-03	PCI/M3	1.81E-02	0.07	U
Air Monitoring	Indicator	API-2	25-Feb-14	Charcoal Cartridge	Iodine-131	-6.50E-03	PCI/M3	1.76E-02	0.07	U
Air Monitoring	Indicator	API-3	25-Feb-14	Charcoal Cartridge	Iodine-131	-2.56E-03	PCI/M3	2.79E-02	0.07	U
Air Monitoring	Control	API-4	25-Feb-14	Charcoal Cartridge	Iodine-131	2.48E-03	PCI/M3	2.42E-02	0.07	U
Air Monitoring	Indicator	API-5	25-Feb-14	Charcoal Cartridge	Iodine-131	3.12E-03	PCI/M3	2.27E-02	0.07	U
Air Monitoring	Indicator	API-1	04-Mar-14	Charcoal Cartridge	Iodine-131	4.65E-04	PCI/M3	2.12E-02	0.07	U
Air Monitoring	Indicator	API-2	04-Mar-14	Charcoal Cartridge	Iodine-131	1.30E-02	PCI/M3	3.13E-02	0.07	U
Air Monitoring	Indicator	API-3	04-Mar-14	Charcoal Cartridge	Iodine-131	-2.66E-04	PCI/M3	1.93E-02	0.07	U
Air Monitoring	Control	API-4	04-Mar-14	Charcoal Cartridge	Iodine-131	-3.62E-03	PCI/M3	1.73E-02	0.07	U
Air Monitoring	Indicator	API-5	04-Mar-14	Charcoal Cartridge	Iodine-131	-1.01E-03	PCI/M3	1.89E-02	0.07	U
Air Monitoring	Indicator	API-1	11-Mar-14	Charcoal Cartridge	Iodine-131	-8.86E-03	PCI/M3	1.19E-02	0.07	U
Air Monitoring	Indicator	API-2	11-Mar-14	Charcoal Cartridge	Iodine-131	1.83E-03	PCI/M3	2.51E-02	0.07	U
Air Monitoring	Indicator	API-3	11-Mar-14	Charcoal Cartridge	Iodine-131	3.63E-03	PCI/M3	2.98E-02	0.07	U
Air Monitoring	Control	API-4	11-Mar-14	Charcoal Cartridge	Iodine-131	2.19E-03	PCI/M3	4.26E-02	0.07	U
Air Monitoring	Indicator	API-5	11-Mar-14	Charcoal Cartridge	Iodine-131	5.38E-03	PCI/M3	1.74E-02	0.07	U
Air Monitoring	Indicator	API-1	18-Mar-14	Charcoal Cartridge	Iodine-131	-2.32E-03	PCI/M3	2.01E-02	0.07	U
Air Monitoring	Indicator	API-2	18-Mar-14	Charcoal Cartridge	Iodine-131	-4.74E-03	PCI/M3	1.88E-02	0.07	U

Fermi 2 - 2014
Annual Radiological Environmental Operating Report
Appendix C - Environmental Data Table

Medium	Location Category	Location ID	Date	Sample Type	Parameter	Result	Units	MDA	LLD	Lab Qualifier
Air Monitoring	Indicator	API-3	18-Mar-14	Charcoal Cartridge	Iodine-131	7.13E-03	PCI/M3	2.92E-02	0.07	U
Air Monitoring	Control	API-4	18-Mar-14	Charcoal Cartridge	Iodine-131	2.51E-03	PCI/M3	2.59E-02	0.07	U
Air Monitoring	Indicator	API-5	18-Mar-14	Charcoal Cartridge	Iodine-131	1.31E-03	PCI/M3	2.95E-02	0.07	U
Air Monitoring	Indicator	API-1	25-Mar-14	Charcoal Cartridge	Iodine-131	9.55E-03	PCI/M3	2.59E-02	0.07	U
Air Monitoring	Indicator	API-2	25-Mar-14	Charcoal Cartridge	Iodine-131	6.05E-03	PCI/M3	2.53E-02	0.07	U
Air Monitoring	Indicator	API-3	25-Mar-14	Charcoal Cartridge	Iodine-131	-4.15E-03	PCI/M3	2.87E-02	0.07	U
Air Monitoring	Control	API-4	25-Mar-14	Charcoal Cartridge	Iodine-131	-1.19E-02	PCI/M3	1.16E-02	0.07	U
Air Monitoring	Indicator	API-5	25-Mar-14	Charcoal Cartridge	Iodine-131	8.62E-03	PCI/M3	2.72E-02	0.07	U
Air Monitoring	Indicator	API-1	31-Mar-14	Charcoal Cartridge	Iodine-131	3.40E-03	PCI/M3	1.46E-02	0.07	U
Air Monitoring	Indicator	API-2	31-Mar-14	Charcoal Cartridge	Iodine-131	-2.02E-03	PCI/M3	1.25E-02	0.07	U
Air Monitoring	Indicator	API-3	31-Mar-14	Charcoal Cartridge	Iodine-131	-1.17E-03	PCI/M3	1.26E-02	0.07	U
Air Monitoring	Control	API-4	31-Mar-14	Charcoal Cartridge	Iodine-131	4.67E-03	PCI/M3	1.50E-02	0.07	U
Air Monitoring	Indicator	API-5	31-Mar-14	Charcoal Cartridge	Iodine-131	1.83E-05	PCI/M3	2.22E-02	0.07	U
Air Monitoring	Indicator	API-1	08-Apr-14	Charcoal Cartridge	Iodine-131	4.59E-03	PCI/M3	9.77E-03	0.07	U
Air Monitoring	Indicator	API-2	08-Apr-14	Charcoal Cartridge		(b)				
Air Monitoring	Indicator	API-3	08-Apr-14	Charcoal Cartridge	Iodine-131	-3.67E-03	PCI/M3	8.46E-03	0.07	U
Air Monitoring	Control	API-4	08-Apr-14	Charcoal Cartridge	Iodine-131	-1.22E-03	PCI/M3	9.68E-03	0.07	U
Air Monitoring	Indicator	API-5	08-Apr-14	Charcoal Cartridge	Iodine-131	-1.17E-03	PCI/M3	9.00E-03	0.07	U
Air Monitoring	Indicator	API-1	14-Apr-14	Charcoal Cartridge	Iodine-131	-3.73E-03	PCI/M3	3.45E-02	0.07	U
Air Monitoring	Indicator	API-2	14-Apr-14	Charcoal Cartridge	Iodine-131	1.47E-02	PCI/M3	4.37E-02	0.07	U
Air Monitoring	Indicator	API-3	14-Apr-14	Charcoal Cartridge	Iodine-131	4.49E-03	PCI/M3	3.05E-02	0.07	U
Air Monitoring	Control	API-4	14-Apr-14	Charcoal Cartridge	Iodine-131	-4.02E-04	PCI/M3	4.20E-02	0.07	U
Air Monitoring	Indicator	API-5	14-Apr-14	Charcoal Cartridge	Iodine-131	-4.51E-03	PCI/M3	3.34E-02	0.07	U
Air Monitoring	Indicator	API-1	22-Apr-14	Charcoal Cartridge	Iodine-131	-8.61E-04	PCI/M3	1.40E-02	0.07	U
Air Monitoring	Indicator	API-2	22-Apr-14	Charcoal Cartridge	Iodine-131	3.50E-04	PCI/M3	1.61E-02	0.07	U
Air Monitoring	Indicator	API-3	22-Apr-14	Charcoal Cartridge	Iodine-131	-1.73E-03	PCI/M3	1.22E-02	0.07	U
Air Monitoring	Control	API-4	22-Apr-14	Charcoal Cartridge	Iodine-131	-1.24E-02	PCI/M3	1.12E-02	0.07	U
Air Monitoring	Indicator	API-5	22-Apr-14	Charcoal Cartridge	Iodine-131	-9.32E-04	PCI/M3	1.22E-02	0.07	U
Air Monitoring	Indicator	API-1	28-Apr-14	Charcoal Cartridge	Iodine-131	1.42E-02	PCI/M3	4.96E-02	0.07	U
Air Monitoring	Indicator	API-2	28-Apr-14	Charcoal Cartridge	Iodine-131	-2.86E-03	PCI/M3	2.14E-02	0.07	U
Air Monitoring	Indicator	API-3	28-Apr-14	Charcoal Cartridge	Iodine-131	-6.41E-03	PCI/M3	2.02E-02	0.07	U
Air Monitoring	Control	API-4	28-Apr-14	Charcoal Cartridge	Iodine-131	1.12E-02	PCI/M3	5.27E-02	0.07	U
Air Monitoring	Indicator	API-5	28-Apr-14	Charcoal Cartridge	Iodine-131	-5.85E-04	PCI/M3	1.88E-02	0.07	U
Air Monitoring	Indicator	API-1	06-May-14	Charcoal Cartridge	Iodine-131	-3.50E-04	PCI/M3	9.65E-03	0.07	U
Air Monitoring	Indicator	API-2	06-May-14	Charcoal Cartridge	Iodine-131	7.82E-04	PCI/M3	9.10E-03	0.07	U
Air Monitoring	Indicator	API-3	06-May-14	Charcoal Cartridge	Iodine-131	-2.23E-03	PCI/M3	8.36E-03	0.07	U
Air Monitoring	Control	API-4	06-May-14	Charcoal Cartridge	Iodine-131	-3.99E-03	PCI/M3	1.77E-02	0.07	U
Air Monitoring	Indicator	API-5	06-May-14	Charcoal Cartridge	Iodine-131	-7.52E-03	PCI/M3	6.32E-03	0.07	U
Air Monitoring	Indicator	API-1	12-May-14	Charcoal Cartridge	Iodine-131	-1.29E-03	PCI/M3	2.91E-02	0.07	U
Air Monitoring	Indicator	API-2	12-May-14	Charcoal Cartridge	Iodine-131	1.09E-02	PCI/M3	6.42E-02	0.07	U
Air Monitoring	Indicator	API-3	12-May-14	Charcoal Cartridge	Iodine-131	1.40E-02	PCI/M3	6.68E-02	0.07	U
Air Monitoring	Control	API-4	12-May-14	Charcoal Cartridge	Iodine-131	-9.16E-05	PCI/M3	1.61E-02	0.07	U
Air Monitoring	Indicator	API-5	12-May-14	Charcoal Cartridge	Iodine-131	-8.04E-03	PCI/M3	1.25E-02	0.07	U
Air Monitoring	Indicator	API-1	20-May-14	Charcoal Cartridge	Iodine-131	6.69E-03	PCI/M3	3.37E-02	0.07	U
Air Monitoring	Indicator	API-2	20-May-14	Charcoal Cartridge	Iodine-131	-1.99E-02	PCI/M3	3.54E-02	0.07	U
Air Monitoring	Indicator	API-3	20-May-14	Charcoal Cartridge	Iodine-131	-6.06E-03	PCI/M3	3.04E-02	0.07	U
Air Monitoring	Control	API-4	20-May-14	Charcoal Cartridge	Iodine-131	5.56E-03	PCI/M3	3.02E-02	0.07	U
Air Monitoring	Indicator	API-5	20-May-14	Charcoal Cartridge	Iodine-131	-7.28E-04	PCI/M3	3.08E-02	0.07	U
Air Monitoring	Indicator	API-1	27-May-14	Charcoal Cartridge	Iodine-131	-4.80E-03	PCI/M3	1.38E-02	0.07	U
Air Monitoring	Indicator	API-2	27-May-14	Charcoal Cartridge	Iodine-131	-5.40E-03	PCI/M3	2.86E-02	0.07	U
Air Monitoring	Indicator	API-3	27-May-14	Charcoal Cartridge	Iodine-131	-1.10E-03	PCI/M3	1.31E-02	0.07	U
Air Monitoring	Control	API-4	27-May-14	Charcoal Cartridge	Iodine-131	2.60E-03	PCI/M3	1.11E-02	0.07	U

Fermi 2 - 2014
Annual Radiological Environmental Operating Report
Appendix C - Environmental Data Table

Medium	Location Category	Location ID	Date	Sample Type	Parameter	Result	Units	MDA	LLD	Lab Qualifier
Air Monitoring	Indicator	API-5	27-May-14	Charcoal Cartridge	Iodine-131	1.05E-02	PCI/M3	1.36E-02	0.07	U
Air Monitoring	Indicator	API-1	03-Jun-14	Charcoal Cartridge	Iodine-131	2.15E-04	PCI/M3	3.04E-02	0.07	U
Air Monitoring	Indicator	API-2	03-Jun-14	Charcoal Cartridge	Iodine-131	6.50E-04	PCI/M3	2.81E-02	0.07	U
Air Monitoring	Indicator	API-3	03-Jun-14	Charcoal Cartridge	Iodine-131	-5.17E-03	PCI/M3	2.90E-02	0.07	U
Air Monitoring	Control	API-4	03-Jun-14	Charcoal Cartridge	Iodine-131	2.42E-03	PCI/M3	2.45E-02	0.07	U
Air Monitoring	Indicator	API-5	03-Jun-14	Charcoal Cartridge	Iodine-131	5.06E-03	PCI/M3	3.65E-02	0.07	U
Air Monitoring	Indicator	API-1	10-Jun-14	Charcoal Cartridge	Iodine-131	5.91E-04	PCI/M3	2.34E-02	0.07	U
Air Monitoring	Indicator	API-2	10-Jun-14	Charcoal Cartridge	Iodine-131	-7.00E-04	PCI/M3	2.32E-02	0.07	U
Air Monitoring	Indicator	API-3	10-Jun-14	Charcoal Cartridge	Iodine-131	4.66E-03	PCI/M3	3.11E-02	0.07	U
Air Monitoring	Control	API-4	10-Jun-14	Charcoal Cartridge	Iodine-131	-3.47E-03	PCI/M3	2.54E-02	0.07	U
Air Monitoring	Indicator	API-5	10-Jun-14	Charcoal Cartridge	Iodine-131	-8.83E-03	PCI/M3	4.06E-02	0.07	U
Air Monitoring	Indicator	API-1	17-Jun-14	Charcoal Cartridge	Iodine-131	2.24E-03	PCI/M3	2.35E-02	0.07	U
Air Monitoring	Indicator	API-2	17-Jun-14	Charcoal Cartridge	Iodine-131	1.31E-02	PCI/M3	3.15E-02	0.07	U
Air Monitoring	Indicator	API-3	17-Jun-14	Charcoal Cartridge	Iodine-131	-2.35E-03	PCI/M3	2.30E-02	0.07	U
Air Monitoring	Control	API-4	17-Jun-14	Charcoal Cartridge	Iodine-131	-9.63E-03	PCI/M3	2.08E-02	0.07	U
Air Monitoring	Indicator	API-5	17-Jun-14	Charcoal Cartridge	Iodine-131	1.32E-02	PCI/M3	3.43E-02	0.07	U
Air Monitoring	Indicator	API-1	24-Jun-14	Charcoal Cartridge	Iodine-131	1.50E-02	PCI/M3	2.90E-02	0.07	U
Air Monitoring	Indicator	API-2	24-Jun-14	Charcoal Cartridge	Iodine-131	9.24E-04	PCI/M3	4.58E-02	0.07	U
Air Monitoring	Indicator	API-3	24-Jun-14	Charcoal Cartridge	Iodine-131	5.10E-03	PCI/M3	2.24E-02	0.07	U
Air Monitoring	Control	API-4	24-Jun-14	Charcoal Cartridge	Iodine-131	-9.36E-03	PCI/M3	2.05E-02	0.07	U
Air Monitoring	Indicator	API-5	24-Jun-14	Charcoal Cartridge	Iodine-131	2.59E-03	PCI/M3	3.49E-02	0.07	U
Air Monitoring	Indicator	API-1	01-Jul-14	Charcoal Cartridge	Iodine-131	2.97E-03	PCI/M3	1.68E-02	0.07	U
Air Monitoring	Indicator	API-2	01-Jul-14	Charcoal Cartridge	Iodine-131	-4.43E-03	PCI/M3	1.65E-02	0.07	U
Air Monitoring	Indicator	API-3	01-Jul-14	Charcoal Cartridge	Iodine-131	2.63E-03	PCI/M3	1.59E-02	0.07	U
Air Monitoring	Control	API-4	01-Jul-14	Charcoal Cartridge	Iodine-131	-1.14E-03	PCI/M3	1.67E-02	0.07	U
Air Monitoring	Indicator	API-5	01-Jul-14	Charcoal Cartridge	Iodine-131	-8.50E-03	PCI/M3	1.45E-02	0.07	U
Air Monitoring	Indicator	API-1	08-Jul-14	Charcoal Cartridge	Iodine-131	-1.29E-04	PCI/M3	1.65E-02	0.07	U
Air Monitoring	Indicator	API-2	08-Jul-14	Charcoal Cartridge	Iodine-131	4.18E-03	PCI/M3	1.57E-02	0.07	U
Air Monitoring	Indicator	API-3	08-Jul-14	Charcoal Cartridge	Iodine-131	7.52E-03	PCI/M3	2.56E-02	0.07	U
Air Monitoring	Control	API-4	08-Jul-14	Charcoal Cartridge	Iodine-131	6.35E-03	PCI/M3	2.37E-02	0.07	U
Air Monitoring	Indicator	API-5	08-Jul-14	Charcoal Cartridge	Iodine-131	-5.14E-04	PCI/M3	3.05E-02	0.07	U
Air Monitoring	Indicator	API-1	15-Jul-14	Charcoal Cartridge	Iodine-131	8.67E-04	PCI/M3	1.75E-02	0.07	U
Air Monitoring	Indicator	API-2	15-Jul-14	Charcoal Cartridge	Iodine-131	-1.40E-04	PCI/M3	1.02E-02	0.07	U
Air Monitoring	Indicator	API-3	15-Jul-14	Charcoal Cartridge	Iodine-131	-2.14E-03	PCI/M3	1.90E-02	0.07	U
Air Monitoring	Control	API-4	15-Jul-14	Charcoal Cartridge	Iodine-131	4.71E-03	PCI/M3	2.00E-02	0.07	U
Air Monitoring	Indicator	API-5	15-Jul-14	Charcoal Cartridge	Iodine-131	1.49E-03	PCI/M3	1.51E-02	0.07	U
Air Monitoring	Indicator	API-1	22-Jul-14	Charcoal Cartridge	Iodine-131	1.24E-02	PCI/M3	3.08E-02	0.07	U
Air Monitoring	Indicator	API-2	22-Jul-14	Charcoal Cartridge	Iodine-131	2.77E-03	PCI/M3	2.05E-02	0.07	U
Air Monitoring	Indicator	API-3	22-Jul-14	Charcoal Cartridge	Iodine-131	3.84E-03	PCI/M3	2.61E-02	0.07	U
Air Monitoring	Control	API-4	22-Jul-14	Charcoal Cartridge	Iodine-131	1.15E-03	PCI/M3	2.60E-02	0.07	U
Air Monitoring	Indicator	API-5	22-Jul-14	Charcoal Cartridge	Iodine-131	3.89E-03	PCI/M3	1.97E-02	0.07	U
Air Monitoring	Indicator	API-1	29-Jul-14	Charcoal Cartridge	Iodine-131	1.66E-03	PCI/M3	2.48E-02	0.07	U
Air Monitoring	Indicator	API-2	29-Jul-14	Charcoal Cartridge	Iodine-131	-1.92E-03	PCI/M3	2.15E-02	0.07	U
Air Monitoring	Indicator	API-3	29-Jul-14	Charcoal Cartridge	Iodine-131	2.14E-03	PCI/M3	3.63E-02	0.07	U
Air Monitoring	Control	API-4	29-Jul-14	Charcoal Cartridge	Iodine-131	-4.27E-03	PCI/M3	3.17E-02	0.07	U
Air Monitoring	Indicator	API-5	29-Jul-14	Charcoal Cartridge	Iodine-131	-5.00E-03	PCI/M3	3.22E-02	0.07	U
Air Monitoring	Indicator	API-1	04-Aug-14	Charcoal Cartridge	Iodine-131	9.34E-03	PCI/M3	2.38E-02	0.07	U
Air Monitoring	Indicator	API-2	04-Aug-14	Charcoal Cartridge	Iodine-131	7.99E-03	PCI/M3	3.12E-02	0.07	U
Air Monitoring	Indicator	API-3	04-Aug-14	Charcoal Cartridge	Iodine-131	-4.77E-03	PCI/M3	2.35E-02	0.07	U
Air Monitoring	Control	API-4	04-Aug-14	Charcoal Cartridge	Iodine-131	1.28E-02	PCI/M3	4.07E-02	0.07	U
Air Monitoring	Indicator	API-5	04-Aug-14	Charcoal Cartridge	Iodine-131	-2.41E-03	PCI/M3	1.27E-02	0.07	U
Air Monitoring	Indicator	API-1	12-Aug-14	Charcoal Cartridge	Iodine-131	1.67E-03	PCI/M3	2.16E-02	0.07	U

Fermi 2 - 2014
Annual Radiological Environmental Operating Report
Appendix C - Environmental Data Table

Medium	Location Category	Location ID	Date	Sample Type	Parameter	Result	Units	MDA	LLD	Lab Qualifier
Air Monitoring	Indicator	API-2	12-Aug-14	Charcoal Cartridge	Iodine-131	-8.80E-03	PCI/M3	1.41E-02	0.07	U
Air Monitoring	Indicator	API-3	12-Aug-14	Charcoal Cartridge	Iodine-131	4.48E-03	PCI/M3	2.39E-02	0.07	U
Air Monitoring	Control	API-4	12-Aug-14	Charcoal Cartridge	Iodine-131	1.50E-02	PCI/M3	2.54E-02	0.07	U
Air Monitoring	Indicator	API-5	12-Aug-14	Charcoal Cartridge	Iodine-131	-6.91E-04	PCI/M3	3.12E-02	0.07	U
Air Monitoring	Indicator	API-1	19-Aug-14	Charcoal Cartridge	Iodine-131	1.12E-02	PCI/M3	2.28E-02	0.07	U
Air Monitoring	Indicator	API-2	19-Aug-14	Charcoal Cartridge	Iodine-131	1.39E-03	PCI/M3	2.12E-02	0.07	U
Air Monitoring	Indicator	API-3	19-Aug-14	Charcoal Cartridge	Iodine-131	6.70E-03	PCI/M3	2.49E-02	0.07	U
Air Monitoring	Control	API-4	19-Aug-14	Charcoal Cartridge	Iodine-131	1.20E-03	PCI/M3	2.38E-02	0.07	U
Air Monitoring	Indicator	API-5	19-Aug-14	Charcoal Cartridge	Iodine-131	9.85E-03	PCI/M3	2.60E-02	0.07	U
Air Monitoring	Indicator	API-1	26-Aug-14	Charcoal Cartridge	Iodine-131	4.16E-03	PCI/M3	3.38E-02	0.07	U
Air Monitoring	Indicator	API-2	26-Aug-14	Charcoal Cartridge	Iodine-131	-5.85E-03	PCI/M3	1.40E-02	0.07	U
Air Monitoring	Indicator	API-3	26-Aug-14	Charcoal Cartridge	Iodine-131	-6.56E-03	PCI/M3	1.35E-02	0.07	U
Air Monitoring	Control	API-4	26-Aug-14	Charcoal Cartridge	Iodine-131	1.16E-03	PCI/M3	3.80E-02	0.07	U
Air Monitoring	Indicator	API-5	26-Aug-14	Charcoal Cartridge	Iodine-131	3.71E-03	PCI/M3	2.11E-02	0.07	U
Air Monitoring	Indicator	API-1	02-Sep-14	Charcoal Cartridge	Iodine-131	7.70E-03	PCI/M3	3.12E-02	0.07	U
Air Monitoring	Indicator	API-2	02-Sep-14	Charcoal Cartridge	Iodine-131	8.47E-03	PCI/M3	2.61E-02	0.07	U
Air Monitoring	Indicator	API-3	02-Sep-14	Charcoal Cartridge	Iodine-131	3.71E-03	PCI/M3	2.15E-02	0.07	U
Air Monitoring	Control	API-4	02-Sep-14	Charcoal Cartridge	Iodine-131	3.50E-03	PCI/M3	2.36E-02	0.07	U
Air Monitoring	Indicator	API-5	02-Sep-14	Charcoal Cartridge	Iodine-131	-1.50E-02	PCI/M3	1.92E-02	0.07	U
Air Monitoring	Indicator	API-1	09-Sep-14	Charcoal Cartridge	Iodine-131	-4.64E-04	PCI/M3	3.20E-02	0.07	U
Air Monitoring	Indicator	API-2	09-Sep-14	Charcoal Cartridge	Iodine-131	8.92E-03	PCI/M3	2.85E-02	0.07	U
Air Monitoring	Indicator	API-3	09-Sep-14	Charcoal Cartridge	Iodine-131	-9.92E-04	PCI/M3	2.32E-02	0.07	U
Air Monitoring	Control	API-4	09-Sep-14	Charcoal Cartridge	Iodine-131	-5.21E-03	PCI/M3	1.82E-02	0.07	U
Air Monitoring	Indicator	API-5	09-Sep-14	Charcoal Cartridge	Iodine-131	-4.39E-03	PCI/M3	2.58E-02	0.07	U
Air Monitoring	Indicator	API-1	16-Sep-14	Charcoal Cartridge	Iodine-131	9.03E-03	PCI/M3	2.85E-02	0.07	U
Air Monitoring	Indicator	API-2	16-Sep-14	Charcoal Cartridge	Iodine-131	4.76E-03	PCI/M3	4.25E-02	0.07	U
Air Monitoring	Indicator	API-3	16-Sep-14	Charcoal Cartridge	Iodine-131	-3.71E-03	PCI/M3	1.92E-02	0.07	U
Air Monitoring	Control	API-4	16-Sep-14	Charcoal Cartridge	Iodine-131	1.33E-02	PCI/M3	2.64E-02	0.07	U
Air Monitoring	Indicator	API-5	16-Sep-14	Charcoal Cartridge	Iodine-131	-9.19E-03	PCI/M3	1.34E-02	0.07	U
Air Monitoring	Indicator	API-1	23-Sep-14	Charcoal Cartridge	Iodine-131	2.25E-04	PCI/M3	1.05E-02	0.07	U
Air Monitoring	Indicator	API-2	23-Sep-14	Charcoal Cartridge	Iodine-131	4.16E-03	PCI/M3	1.03E-02	0.07	U
Air Monitoring	Indicator	API-3	23-Sep-14	Charcoal Cartridge	Iodine-131	2.83E-03	PCI/M3	1.06E-02	0.07	U
Air Monitoring	Control	API-4	23-Sep-14	Charcoal Cartridge	Iodine-131	3.34E-03	PCI/M3	1.66E-02	0.07	U
Air Monitoring	Indicator	API-5	23-Sep-14	Charcoal Cartridge	Iodine-131	4.86E-03	PCI/M3	1.48E-02	0.07	U
Air Monitoring	Indicator	API-1	30-Sep-14	Charcoal Cartridge	Iodine-131	-8.14E-03	PCI/M3	2.90E-02	0.07	U
Air Monitoring	Indicator	API-2	30-Sep-14	Charcoal Cartridge	Iodine-131	9.71E-03	PCI/M3	3.43E-02	0.07	U
Air Monitoring	Indicator	API-3	30-Sep-14	Charcoal Cartridge	Iodine-131	1.42E-02	PCI/M3	4.08E-02	0.07	U
Air Monitoring	Control	API-4	30-Sep-14	Charcoal Cartridge	Iodine-131	1.38E-02	PCI/M3	4.18E-02	0.07	U
Air Monitoring	Indicator	API-5	30-Sep-14	Charcoal Cartridge	Iodine-131	7.43E-03	PCI/M3	3.67E-02	0.07	U
Air Monitoring	Indicator	API-1	07-Oct-14	Charcoal Cartridge	Iodine-131	-6.07E-03	PCI/M3	1.12E-02	0.07	U
Air Monitoring	Indicator	API-2	07-Oct-14	Charcoal Cartridge	Iodine-131	8.89E-04	PCI/M3	1.08E-02	0.07	U
Air Monitoring	Indicator	API-3	07-Oct-14	Charcoal Cartridge	Iodine-131	-2.80E-03	PCI/M3	9.96E-03	0.07	U
Air Monitoring	Control	API-4	07-Oct-14	Charcoal Cartridge	Iodine-131	1.27E-03	PCI/M3	8.90E-03	0.07	U
Air Monitoring	Indicator	API-5	07-Oct-14	Charcoal Cartridge	Iodine-131	-1.19E-03	PCI/M3	1.00E-02	0.07	U
Air Monitoring	Indicator	API-1	14-Oct-14	Charcoal Cartridge	Iodine-131	3.43E-03	PCI/M3	1.71E-02	0.07	U
Air Monitoring	Indicator	API-2	14-Oct-14	Charcoal Cartridge	Iodine-131	-3.55E-03	PCI/M3	1.25E-02	0.07	U
Air Monitoring	Indicator	API-3	14-Oct-14	Charcoal Cartridge	Iodine-131	1.17E-03	PCI/M3	1.67E-02	0.07	U
Air Monitoring	Control	API-4	14-Oct-14	Charcoal Cartridge	Iodine-131	9.68E-03	PCI/M3	3.00E-02	0.07	U
Air Monitoring	Indicator	API-5	14-Oct-14	Charcoal Cartridge	Iodine-131	8.99E-04	PCI/M3	1.83E-02	0.07	U
Air Monitoring	Indicator	API-1	21-Oct-14	Charcoal Cartridge	Iodine-131	1.43E-02	PCI/M3	3.54E-02	0.07	U
Air Monitoring	Indicator	API-2	21-Oct-14	Charcoal Cartridge	Iodine-131	-1.14E-02	PCI/M3	1.67E-02	0.07	U
Air Monitoring	Indicator	API-3	21-Oct-14	Charcoal Cartridge	Iodine-131	1.10E-02	PCI/M3	2.85E-02	0.07	U

Fermi 2 - 2014
Annual Radiological Environmental Operating Report
Appendix C - Environmental Data Table

Medium	Location Category	Location ID	Date	Sample Type	Parameter	Result	Units	MDA	LLD	Lab Qualifier
Air Monitoring	Control	API-4	21-Oct-14	Charcoal Cartridge	Iodine-131	-1.33E-02	PCI/M3	1.66E-02	0.07	U
Air Monitoring	Indicator	API-5	21-Oct-14	Charcoal Cartridge	Iodine-131	-1.45E-02	PCI/M3	2.54E-02	0.07	U
Air Monitoring	Indicator	API-1	28-Oct-14	Charcoal Cartridge	Iodine-131	1.60E-04	PCI/M3	2.87E-02	0.07	U
Air Monitoring	Indicator	API-2	28-Oct-14	Charcoal Cartridge	Iodine-131	6.94E-03	PCI/M3	3.02E-02	0.07	U
Air Monitoring	Indicator	API-3	28-Oct-14	Charcoal Cartridge	Iodine-131	-4.15E-03	PCI/M3	2.66E-02	0.07	U
Air Monitoring	Control	API-4	28-Oct-14	Charcoal Cartridge	Iodine-131	1.83E-03	PCI/M3	1.30E-02	0.07	U
Air Monitoring	Indicator	API-5	28-Oct-14	Charcoal Cartridge	Iodine-131	5.50E-03	PCI/M3	2.29E-02	0.07	U
Air Monitoring	Indicator	API-1	03-Nov-14	Charcoal Cartridge		(b)				
Air Monitoring	Indicator	API-2	03-Nov-14	Charcoal Cartridge	Iodine-131	2.48E-03	PCI/M3	2.91E-02	0.07	U
Air Monitoring	Indicator	API-3	03-Nov-14	Charcoal Cartridge	Iodine-131	4.50E-03	PCI/M3	2.37E-02	0.07	U
Air Monitoring	Control	API-4	03-Nov-14	Charcoal Cartridge	Iodine-131	4.51E-03	PCI/M3	2.61E-02	0.07	U
Air Monitoring	Indicator	API-5	03-Nov-14	Charcoal Cartridge	Iodine-131	2.68E-03	PCI/M3	2.03E-02	0.07	U
Air Monitoring	Indicator	API-1	11-Nov-14	Charcoal Cartridge	Iodine-131	-8.06E-03	PCI/M3	1.79E-02	0.07	U
Air Monitoring	Indicator	API-2	11-Nov-14	Charcoal Cartridge	Iodine-131	7.13E-05	PCI/M3	2.73E-02	0.07	U
Air Monitoring	Indicator	API-3	11-Nov-14	Charcoal Cartridge	Iodine-131	9.42E-03	PCI/M3	2.97E-02	0.07	U
Air Monitoring	Control	API-4	11-Nov-14	Charcoal Cartridge	Iodine-131	-9.26E-03	PCI/M3	1.44E-02	0.07	U
Air Monitoring	Indicator	API-5	11-Nov-14	Charcoal Cartridge	Iodine-131	9.59E-04	PCI/M3	2.22E-02	0.07	U
Air Monitoring	Indicator	API-1	18-Nov-14	Charcoal Cartridge	Iodine-131	3.78E-03	PCI/M3	2.05E-02	0.07	U
Air Monitoring	Indicator	API-2	18-Nov-14	Charcoal Cartridge	Iodine-131	3.73E-03	PCI/M3	2.29E-02	0.07	U
Air Monitoring	Indicator	API-3	18-Nov-14	Charcoal Cartridge	Iodine-131	-3.63E-03	PCI/M3	2.29E-02	0.07	U
Air Monitoring	Control	API-4	18-Nov-14	Charcoal Cartridge	Iodine-131	2.24E-04	PCI/M3	2.78E-02	0.07	U
Air Monitoring	Indicator	API-5	18-Nov-14	Charcoal Cartridge	Iodine-131	-7.42E-03	PCI/M3	2.39E-02	0.07	U
Air Monitoring	Indicator	API-1	25-Nov-14	Charcoal Cartridge	Iodine-131	9.06E-03	PCI/M3	4.20E-02	0.07	U
Air Monitoring	Indicator	API-2	25-Nov-14	Charcoal Cartridge	Iodine-131	2.67E-03	PCI/M3	2.55E-02	0.07	U
Air Monitoring	Indicator	API-3	25-Nov-14	Charcoal Cartridge	Iodine-131	-1.00E-02	PCI/M3	1.60E-02	0.07	U
Air Monitoring	Control	API-4	25-Nov-14	Charcoal Cartridge	Iodine-131	-1.97E-04	PCI/M3	2.85E-02	0.07	U
Air Monitoring	Indicator	API-5	25-Nov-14	Charcoal Cartridge	Iodine-131	-5.27E-03	PCI/M3	2.57E-02	0.07	U
Air Monitoring	Indicator	API-1	02-Dec-14	Charcoal Cartridge	Iodine-131	6.59E-03	PCI/M3	2.87E-02	0.07	U
Air Monitoring	Indicator	API-2	02-Dec-14	Charcoal Cartridge	Iodine-131	9.99E-03	PCI/M3	2.89E-02	0.07	U
Air Monitoring	Indicator	API-3	02-Dec-14	Charcoal Cartridge	Iodine-131	-2.10E-04	PCI/M3	2.38E-02	0.07	U
Air Monitoring	Control	API-4	02-Dec-14	Charcoal Cartridge	Iodine-131	2.78E-03	PCI/M3	2.14E-02	0.07	U
Air Monitoring	Indicator	API-5	02-Dec-14	Charcoal Cartridge	Iodine-131	-3.96E-03	PCI/M3	1.60E-02	0.07	U
Air Monitoring	Indicator	API-1	16-Dec-14	Charcoal Cartridge	Iodine-131	5.26E-03	PCI/M3	2.94E-02	0.07	U
Air Monitoring	Indicator	API-2	16-Dec-14	Charcoal Cartridge	Iodine-131	-1.67E-02	PCI/M3	2.06E-02	0.07	U
Air Monitoring	Indicator	API-3	16-Dec-14	Charcoal Cartridge	Iodine-131	-1.24E-02	PCI/M3	2.02E-02	0.07	U
Air Monitoring	Control	API-4	16-Dec-14	Charcoal Cartridge	Iodine-131	-5.53E-03	PCI/M3	2.75E-02	0.07	U
Air Monitoring	Indicator	API-5	16-Dec-14	Charcoal Cartridge	Iodine-131	-1.62E-02	PCI/M3	1.73E-02	0.07	U
Air Monitoring	Indicator	API-1	22-Dec-14	Charcoal Cartridge	Iodine-131	1.81E-02	PCI/M3	2.50E-02	0.07	U
Air Monitoring	Indicator	API-2	22-Dec-14	Charcoal Cartridge	Iodine-131	-1.41E-02	PCI/M3	2.16E-02	0.07	U
Air Monitoring	Indicator	API-3	22-Dec-14	Charcoal Cartridge	Iodine-131	3.10E-02	PCI/M3	4.26E-02	0.07	U
Air Monitoring	Control	API-4	22-Dec-14	Charcoal Cartridge	Iodine-131	1.30E-02	PCI/M3	4.04E-02	0.07	U
Air Monitoring	Indicator	API-5	22-Dec-14	Charcoal Cartridge	Iodine-131	8.48E-03	PCI/M3	3.41E-02	0.07	U
Air Monitoring	Indicator	API-1	29-Dec-14	Charcoal Cartridge	Iodine-131	-3.47E-03	PCI/M3	3.92E-02	0.07	U
Air Monitoring	Indicator	API-2	29-Dec-14	Charcoal Cartridge	Iodine-131	-1.67E-02	PCI/M3	1.44E-02	0.07	U
Air Monitoring	Indicator	API-3	29-Dec-14	Charcoal Cartridge	Iodine-131	5.03E-03	PCI/M3	3.88E-02	0.07	U
Air Monitoring	Control	API-4	29-Dec-14	Charcoal Cartridge	Iodine-131	-4.24E-03	PCI/M3	2.91E-02	0.07	U
Air Monitoring	Indicator	API-5	29-Dec-14	Charcoal Cartridge	Iodine-131	-7.35E-03	PCI/M3	3.80E-02	0.07	U
Air Monitoring	Indicator	API-1	08-Jan-14	Particulate Filter	BETA	4.41E-02	PCI/M3	1.42E-03	0.01	
Air Monitoring	Indicator	API-2	08-Jan-14	Particulate Filter	BETA	4.32E-02	PCI/M3	1.38E-03	0.01	
Air Monitoring	Indicator	API-3	08-Jan-14	Particulate Filter	BETA	4.26E-02	PCI/M3	1.38E-03	0.01	
Air Monitoring	Control	API-4	08-Jan-14	Particulate Filter	BETA	3.88E-02	PCI/M3	1.38E-03	0.01	
Air Monitoring	Indicator	API-5	08-Jan-14	Particulate Filter	BETA	3.90E-02	PCI/M3	1.42E-03	0.01	

Fermi 2 - 2014
Annual Radiological Environmental Operating Report
Appendix C - Environmental Data Table

Medium	Location Category	Location ID	Date	Sample Type	Parameter	Result	Units	MDA	LLD	Lab Qualifier
Air Monitoring	Indicator	API-1	13-Jan-14	Particulate Filter	BETA	4.86E-02	PCI/M3	2.58E-03	0.01	
Air Monitoring	Indicator	API-2	13-Jan-14	Particulate Filter	BETA	5.25E-02	PCI/M3	2.74E-03	0.01	
Air Monitoring	Indicator	API-3	13-Jan-14	Particulate Filter	BETA	4.47E-02	PCI/M3	2.74E-03	0.01	
Air Monitoring	Control	API-4	13-Jan-14	Particulate Filter	BETA	4.08E-02	PCI/M3	2.63E-03	0.01	
Air Monitoring	Indicator	API-5	13-Jan-14	Particulate Filter	BETA	3.59E-02	PCI/M3	2.57E-03	0.01	
Air Monitoring	Indicator	API-1	21-Jan-14	Particulate Filter	BETA	3.65E-02	PCI/M3	1.79E-03	0.01	
Air Monitoring	Indicator	API-2	21-Jan-14	Particulate Filter	BETA	3.86E-02	PCI/M3	1.79E-03	0.01	
Air Monitoring	Indicator	API-3	21-Jan-14	Particulate Filter	BETA	3.73E-02	PCI/M3	1.79E-03	0.01	
Air Monitoring	Control	API-4	21-Jan-14	Particulate Filter	BETA	2.98E-02	PCI/M3	1.80E-03	0.01	
Air Monitoring	Indicator	API-5	21-Jan-14	Particulate Filter	BETA	3.16E-02	PCI/M3	1.75E-03	0.01	
Air Monitoring	Indicator	API-1	28-Jan-14	Particulate Filter	BETA	2.47E-02	PCI/M3	2.03E-03	0.01	
Air Monitoring	Indicator	API-2	28-Jan-14	Particulate Filter	BETA	3.19E-02	PCI/M3	2.04E-03	0.01	
Air Monitoring	Indicator	API-3	28-Jan-14	Particulate Filter	BETA	2.67E-02	PCI/M3	2.04E-03	0.01	
Air Monitoring	Control	API-4	28-Jan-14	Particulate Filter	BETA	2.83E-02	PCI/M3	2.00E-03	0.01	
Air Monitoring	Indicator	API-5	28-Jan-14	Particulate Filter	BETA	2.60E-02	PCI/M3	2.08E-03	0.01	
Air Monitoring	Indicator	API-1	04-Feb-14	Particulate Filter	BETA	3.47E-02	PCI/M3	1.77E-03	0.01	
Air Monitoring	Indicator	API-2	04-Feb-14	Particulate Filter	BETA	4.98E-02	PCI/M3	1.77E-03	0.01	
Air Monitoring	Indicator	API-3	04-Feb-14	Particulate Filter	BETA	3.86E-02	PCI/M3	1.77E-03	0.01	
Air Monitoring	Control	API-4	04-Feb-14	Particulate Filter	BETA	3.28E-02	PCI/M3	1.78E-03	0.01	
Air Monitoring	Indicator	API-5	04-Feb-14	Particulate Filter	BETA	3.41E-02	PCI/M3	1.77E-03	0.01	
Air Monitoring	Indicator	API-1	11-Feb-14	Particulate Filter	BETA	3.82E-02	PCI/M3	1.96E-03	0.01	
Air Monitoring	Indicator	API-2	11-Feb-14	Particulate Filter	BETA	4.69E-02	PCI/M3	1.97E-03	0.01	
Air Monitoring	Indicator	API-3	11-Feb-14	Particulate Filter	BETA	4.18E-02	PCI/M3	1.96E-03	0.01	
Air Monitoring	Control	API-4	11-Feb-14	Particulate Filter	BETA	3.72E-02	PCI/M3	1.97E-03	0.01	
Air Monitoring	Indicator	API-5	11-Feb-14	Particulate Filter	BETA	3.37E-02	PCI/M3	1.97E-03	0.01	
Air Monitoring	Indicator	API-1	18-Feb-14	Particulate Filter	BETA	4.37E-02	PCI/M3	2.03E-03	0.01	
Air Monitoring	Indicator	API-2	18-Feb-14	Particulate Filter	BETA	4.83E-02	PCI/M3	1.96E-03	0.01	
Air Monitoring	Indicator	API-3	18-Feb-14	Particulate Filter	BETA	8.21E-02	PCI/M3	4.12E-03	0.01	
Air Monitoring	Control	API-4	18-Feb-14	Particulate Filter	BETA	4.06E-02	PCI/M3	2.02E-03	0.01	
Air Monitoring	Indicator	API-5	18-Feb-14	Particulate Filter	BETA	3.73E-02	PCI/M3	2.03E-03	0.01	
Air Monitoring	Indicator	API-1	25-Feb-14	Particulate Filter	BETA	2.98E-02	PCI/M3	1.92E-03	0.01	
Air Monitoring	Indicator	API-2	25-Feb-14	Particulate Filter	BETA	3.87E-02	PCI/M3	1.99E-03	0.01	
Air Monitoring	Indicator	API-3	25-Feb-14	Particulate Filter	BETA	5.11E-02	PCI/M3	2.91E-03	0.01	
Air Monitoring	Control	API-4	25-Feb-14	Particulate Filter	BETA	2.91E-02	PCI/M3	1.93E-03	0.01	
Air Monitoring	Indicator	API-5	25-Feb-14	Particulate Filter	BETA	2.92E-02	PCI/M3	1.92E-03	0.01	
Air Monitoring	Indicator	API-1	04-Mar-14	Particulate Filter	BETA	4.46E-02	PCI/M3	1.88E-03	0.01	
Air Monitoring	Indicator	API-2	04-Mar-14	Particulate Filter	BETA	5.41E-02	PCI/M3	1.88E-03	0.01	
Air Monitoring	Indicator	API-3	04-Mar-14	Particulate Filter	BETA	4.00E-02	PCI/M3	1.88E-03	0.01	
Air Monitoring	Control	API-4	04-Mar-14	Particulate Filter	BETA	3.88E-02	PCI/M3	1.87E-03	0.01	
Air Monitoring	Indicator	API-5	04-Mar-14	Particulate Filter	BETA	4.18E-02	PCI/M3	1.88E-03	0.01	
Air Monitoring	Indicator	API-1	11-Mar-14	Particulate Filter	BETA	3.81E-02	PCI/M3	2.07E-03	0.01	
Air Monitoring	Indicator	API-2	11-Mar-14	Particulate Filter	BETA	3.79E-02	PCI/M3	2.08E-03	0.01	
Air Monitoring	Indicator	API-3	11-Mar-14	Particulate Filter	BETA	2.60E-02	PCI/M3	2.07E-03	0.01	
Air Monitoring	Control	API-4	11-Mar-14	Particulate Filter	BETA	3.56E-02	PCI/M3	2.08E-03	0.01	
Air Monitoring	Indicator	API-5	11-Mar-14	Particulate Filter	BETA	3.98E-02	PCI/M3	2.08E-03	0.01	
Air Monitoring	Indicator	API-1	18-Mar-14	Particulate Filter	BETA	3.39E-02	PCI/M3	1.99E-03	0.01	
Air Monitoring	Indicator	API-2	18-Mar-14	Particulate Filter	BETA	3.28E-02	PCI/M3	1.99E-03	0.01	
Air Monitoring	Indicator	API-3	18-Mar-14	Particulate Filter	BETA	3.15E-02	PCI/M3	2.08E-03	0.01	
Air Monitoring	Control	API-4	18-Mar-14	Particulate Filter	BETA	2.28E-02	PCI/M3	2.00E-03	0.01	
Air Monitoring	Indicator	API-5	18-Mar-14	Particulate Filter	BETA	1.95E-02	PCI/M3	1.99E-03	0.01	
Air Monitoring	Indicator	API-1	25-Mar-14	Particulate Filter	BETA	2.62E-02	PCI/M3	1.86E-03	0.01	
Air Monitoring	Indicator	API-2	25-Mar-14	Particulate Filter	BETA	3.42E-02	PCI/M3	1.86E-03	0.01	

Fermi 2 - 2014
Annual Radiological Environmental Operating Report
Appendix C - Environmental Data Table

Medium	Location Category	Location ID	Date	Sample Type	Parameter	Result	Units	MDA	LLD	Lab Qualifier
Air Monitoring	Indicator	API-3	25-Mar-14	Particulate Filter	BETA	3.06E-02	PCI/M3	1.87E-03	0.01	
Air Monitoring	Control	API-4	25-Mar-14	Particulate Filter	BETA	2.32E-02	PCI/M3	1.86E-03	0.01	
Air Monitoring	Indicator	API-5	25-Mar-14	Particulate Filter	BETA	2.66E-02	PCI/M3	1.87E-03	0.01	
Air Monitoring	Indicator	API-1	31-Mar-14	Particulate Filter	BETA	2.90E-02	PCI/M3	2.33E-03	0.01	
Air Monitoring	Indicator	API-2	31-Mar-14	Particulate Filter	BETA	4.45E-02	PCI/M3	2.31E-03	0.01	
Air Monitoring	Indicator	API-3	31-Mar-14	Particulate Filter	BETA	3.17E-02	PCI/M3	2.31E-03	0.01	
Air Monitoring	Control	API-4	31-Mar-14	Particulate Filter	BETA	3.57E-02	PCI/M3	2.34E-03	0.01	
Air Monitoring	Indicator	API-5	31-Mar-14	Particulate Filter	BETA	3.05E-02	PCI/M3	2.28E-03	0.01	
Air Monitoring	Indicator	API-1	08-Apr-14	Particulate Filter	BETA	2.74E-02	PCI/M3	1.69E-03	0.01	
Air Monitoring	Indicator	API-2	08-Apr-14	Particulate Filter		(b)				
Air Monitoring	Indicator	API-3	08-Apr-14	Particulate Filter	BETA	3.26E-02	PCI/M3	1.66E-03	0.01	
Air Monitoring	Control	API-4	08-Apr-14	Particulate Filter	BETA	3.16E-02	PCI/M3	1.72E-03	0.01	
Air Monitoring	Indicator	API-5	08-Apr-14	Particulate Filter	BETA	2.38E-02	PCI/M3	1.72E-03	0.01	
Air Monitoring	Indicator	API-1	14-Apr-14	Particulate Filter	BETA	3.64E-02	PCI/M3	2.27E-03	0.01	
Air Monitoring	Indicator	API-2	14-Apr-14	Particulate Filter	BETA	5.18E-02	PCI/M3	2.89E-03	0.01	
Air Monitoring	Indicator	API-3	14-Apr-14	Particulate Filter	BETA	4.16E-02	PCI/M3	2.32E-03	0.01	
Air Monitoring	Control	API-4	14-Apr-14	Particulate Filter	BETA	3.76E-02	PCI/M3	2.23E-03	0.01	
Air Monitoring	Indicator	API-5	14-Apr-14	Particulate Filter	BETA	3.47E-02	PCI/M3	2.27E-03	0.01	
Air Monitoring	Indicator	API-1	22-Apr-14	Particulate Filter	BETA	2.75E-02	PCI/M3	1.80E-03	0.01	
Air Monitoring	Indicator	API-2	22-Apr-14	Particulate Filter	BETA	3.79E-02	PCI/M3	1.81E-03	0.01	
Air Monitoring	Indicator	API-3	22-Apr-14	Particulate Filter	BETA	3.23E-02	PCI/M3	1.81E-03	0.01	
Air Monitoring	Control	API-4	22-Apr-14	Particulate Filter	BETA	4.02E-02	PCI/M3	1.80E-03	0.01	
Air Monitoring	Indicator	API-5	22-Apr-14	Particulate Filter	BETA	3.29E-02	PCI/M3	1.80E-03	0.01	
Air Monitoring	Indicator	API-1	28-Apr-14	Particulate Filter	BETA	3.40E-02	PCI/M3	2.25E-03	0.01	
Air Monitoring	Indicator	API-2	28-Apr-14	Particulate Filter	BETA	4.96E-02	PCI/M3	2.25E-03	0.01	
Air Monitoring	Indicator	API-3	28-Apr-14	Particulate Filter	BETA	3.18E-02	PCI/M3	2.25E-03	0.01	
Air Monitoring	Control	API-4	28-Apr-14	Particulate Filter	BETA	3.96E-02	PCI/M3	2.25E-03	0.01	
Air Monitoring	Indicator	API-5	28-Apr-14	Particulate Filter	BETA	3.74E-02	PCI/M3	2.25E-03	0.01	
Air Monitoring	Indicator	API-1	06-May-14	Particulate Filter	BETA	1.75E-02	PCI/M3	1.93E-03	0.01	
Air Monitoring	Indicator	API-2	06-May-14	Particulate Filter	BETA	1.67E-02	PCI/M3	1.94E-03	0.01	
Air Monitoring	Indicator	API-3	06-May-14	Particulate Filter	BETA	1.58E-02	PCI/M3	1.94E-03	0.01	
Air Monitoring	Control	API-4	06-May-14	Particulate Filter	BETA	1.96E-02	PCI/M3	1.93E-03	0.01	
Air Monitoring	Indicator	API-5	06-May-14	Particulate Filter	BETA	1.76E-02	PCI/M3	1.98E-03	0.01	
Air Monitoring	Indicator	API-1	12-May-14	Particulate Filter	BETA	3.23E-02	PCI/M3	2.60E-03	0.01	
Air Monitoring	Indicator	API-2	12-May-14	Particulate Filter	BETA	4.87E-02	PCI/M3	4.51E-03	0.01	
Air Monitoring	Indicator	API-3	12-May-14	Particulate Filter	BETA	3.73E-02	PCI/M3	4.51E-03	0.01	
Air Monitoring	Control	API-4	12-May-14	Particulate Filter	BETA	3.74E-02	PCI/M3	2.60E-03	0.01	
Air Monitoring	Indicator	API-5	12-May-14	Particulate Filter	BETA	3.28E-02	PCI/M3	2.60E-03	0.01	
Air Monitoring	Indicator	API-1	20-May-14	Particulate Filter	BETA	2.30E-02	PCI/M3	1.78E-03	0.01	
Air Monitoring	Indicator	API-2	20-May-14	Particulate Filter	BETA	2.83E-02	PCI/M3	2.04E-03	0.01	
Air Monitoring	Indicator	API-3	20-May-14	Particulate Filter	BETA	2.01E-02	PCI/M3	2.04E-03	0.01	
Air Monitoring	Control	API-4	20-May-14	Particulate Filter	BETA	2.26E-02	PCI/M3	1.78E-03	0.01	
Air Monitoring	Indicator	API-5	20-May-14	Particulate Filter	BETA	2.41E-02	PCI/M3	1.94E-03	0.01	
Air Monitoring	Indicator	API-1	27-May-14	Particulate Filter	BETA	3.76E-02	PCI/M3	2.01E-03	0.01	
Air Monitoring	Indicator	API-2	27-May-14	Particulate Filter	BETA	5.13E-02	PCI/M3	3.00E-03	0.01	
Air Monitoring	Indicator	API-3	27-May-14	Particulate Filter	BETA	3.01E-02	PCI/M3	2.02E-03	0.01	
Air Monitoring	Control	API-4	27-May-14	Particulate Filter	BETA	5.33E-02	PCI/M3	1.99E-03	0.01	
Air Monitoring	Indicator	API-5	27-May-14	Particulate Filter	BETA	2.74E-02	PCI/M3	2.01E-03	0.01	
Air Monitoring	Indicator	API-1	03-Jun-14	Particulate Filter	BETA	2.73E-02	PCI/M3	1.95E-03	0.01	
Air Monitoring	Indicator	API-2	03-Jun-14	Particulate Filter	BETA	3.13E-02	PCI/M3	1.94E-03	0.01	
Air Monitoring	Indicator	API-3	03-Jun-14	Particulate Filter	BETA	3.25E-02	PCI/M3	1.94E-03	0.01	
Air Monitoring	Control	API-4	03-Jun-14	Particulate Filter	BETA	2.76E-02	PCI/M3	1.95E-03	0.01	

Fermi 2 - 2014
Annual Radiological Environmental Operating Report
Appendix C - Environmental Data Table

Medium	Location Category	Location ID	Date	Sample Type	Parameter	Result	Units	MDA	LLD	Lab Qualifier
Air Monitoring	Indicator	API-5	03-Jun-14	Particulate Filter	BETA	2.45E-02	PCI/M3	1.95E-03	0.01	
Air Monitoring	Indicator	API-1	10-Jun-14	Particulate Filter	BETA	3.12E-02	PCI/M3	2.01E-03	0.01	
Air Monitoring	Indicator	API-2	10-Jun-14	Particulate Filter	BETA	3.03E-02	PCI/M3	2.00E-03	0.01	
Air Monitoring	Indicator	API-3	10-Jun-14	Particulate Filter	BETA	2.00E-02	PCI/M3	2.00E-03	0.01	
Air Monitoring	Control	API-4	10-Jun-14	Particulate Filter	BETA	3.24E-02	PCI/M3	2.02E-03	0.01	
Air Monitoring	Indicator	API-5	10-Jun-14	Particulate Filter	BETA	1.82E-02	PCI/M3	2.01E-03	0.01	
Air Monitoring	Indicator	API-1	17-Jun-14	Particulate Filter	BETA	2.57E-02	PCI/M3	1.84E-03	0.01	
Air Monitoring	Indicator	API-2	17-Jun-14	Particulate Filter	BETA	3.50E-02	PCI/M3	1.86E-03	0.01	
Air Monitoring	Indicator	API-3	17-Jun-14	Particulate Filter	BETA	1.79E-02	PCI/M3	1.87E-03	0.01	
Air Monitoring	Control	API-4	17-Jun-14	Particulate Filter	BETA	2.65E-02	PCI/M3	1.87E-03	0.01	
Air Monitoring	Indicator	API-5	17-Jun-14	Particulate Filter	BETA	1.82E-02	PCI/M3	1.86E-03	0.01	
Air Monitoring	Indicator	API-1	24-Jun-14	Particulate Filter	BETA	2.14E-02	PCI/M3	2.07E-03	0.01	
Air Monitoring	Indicator	API-2	24-Jun-14	Particulate Filter	BETA	3.21E-02	PCI/M3	2.10E-03	0.01	
Air Monitoring	Indicator	API-3	24-Jun-14	Particulate Filter	BETA	2.11E-02	PCI/M3	2.10E-03	0.01	
Air Monitoring	Control	API-4	24-Jun-14	Particulate Filter	BETA	2.62E-02	PCI/M3	2.09E-03	0.01	
Air Monitoring	Indicator	API-5	24-Jun-14	Particulate Filter	BETA	2.36E-02	PCI/M3	2.10E-03	0.01	
Air Monitoring	Indicator	API-1	01-Jul-14	Particulate Filter	BETA	5.27E-02	PCI/M3	2.14E-03	0.01	
Air Monitoring	Indicator	API-2	01-Jul-14	Particulate Filter	BETA	6.82E-02	PCI/M3	2.09E-03	0.01	
Air Monitoring	Indicator	API-3	01-Jul-14	Particulate Filter	BETA	3.92E-02	PCI/M3	2.09E-03	0.01	
Air Monitoring	Control	API-4	01-Jul-14	Particulate Filter	BETA	5.80E-02	PCI/M3	2.09E-03	0.01	
Air Monitoring	Indicator	API-5	01-Jul-14	Particulate Filter	BETA	3.60E-02	PCI/M3	2.10E-03	0.01	
Air Monitoring	Indicator	API-1	08-Jul-14	Particulate Filter	BETA	1.64E-02	PCI/M3	1.93E-03	0.01	
Air Monitoring	Indicator	API-2	08-Jul-14	Particulate Filter	BETA	3.02E-02	PCI/M3	1.50E-03	0.01	
Air Monitoring	Indicator	API-3	08-Jul-14	Particulate Filter	BETA	2.96E-02	PCI/M3	1.95E-03	0.01	
Air Monitoring	Control	API-4	08-Jul-14	Particulate Filter	BETA	3.09E-02	PCI/M3	1.96E-03	0.01	
Air Monitoring	Indicator	API-5	08-Jul-14	Particulate Filter	BETA	3.13E-02	PCI/M3	1.94E-03	0.01	
Air Monitoring	Indicator	API-1	15-Jul-14	Particulate Filter	BETA	2.65E-02	PCI/M3	2.00E-03	0.01	
Air Monitoring	Indicator	API-2	15-Jul-14	Particulate Filter	BETA	3.39E-02	PCI/M3	1.53E-03	0.01	
Air Monitoring	Indicator	API-3	15-Jul-14	Particulate Filter	BETA	3.10E-02	PCI/M3	1.98E-03	0.01	
Air Monitoring	Control	API-4	15-Jul-14	Particulate Filter	BETA	4.40E-02	PCI/M3	1.97E-03	0.01	
Air Monitoring	Indicator	API-5	15-Jul-14	Particulate Filter	BETA	2.53E-02	PCI/M3	1.99E-03	0.01	
Air Monitoring	Indicator	API-1	22-Jul-14	Particulate Filter	BETA	2.83E-02	PCI/M3	1.90E-03	0.01	
Air Monitoring	Indicator	API-2	22-Jul-14	Particulate Filter	BETA	3.04E-02	PCI/M3	1.46E-03	0.01	
Air Monitoring	Indicator	API-3	22-Jul-14	Particulate Filter	BETA	2.54E-02	PCI/M3	1.90E-03	0.01	
Air Monitoring	Control	API-4	22-Jul-14	Particulate Filter	BETA	3.19E-02	PCI/M3	1.90E-03	0.01	
Air Monitoring	Indicator	API-5	22-Jul-14	Particulate Filter	BETA	2.52E-02	PCI/M3	1.90E-03	0.01	
Air Monitoring	Indicator	API-1	29-Jul-14	Particulate Filter	BETA	2.87E-02	PCI/M3	1.46E-03	0.01	
Air Monitoring	Indicator	API-2	29-Jul-14	Particulate Filter	BETA	4.21E-02	PCI/M3	2.10E-03	0.01	
Air Monitoring	Indicator	API-3	29-Jul-14	Particulate Filter	BETA	2.77E-02	PCI/M3	2.10E-03	0.01	
Air Monitoring	Control	API-4	29-Jul-14	Particulate Filter	BETA	2.43E-02	PCI/M3	2.11E-03	0.01	
Air Monitoring	Indicator	API-5	29-Jul-14	Particulate Filter	BETA	3.54E-02	PCI/M3	2.09E-03	0.01	
Air Monitoring	Indicator	API-1	04-Aug-14	Particulate Filter	BETA	4.81E-02	PCI/M3	1.74E-03	0.01	
Air Monitoring	Indicator	API-2	04-Aug-14	Particulate Filter	BETA	3.80E-02	PCI/M3	1.68E-03	0.01	
Air Monitoring	Indicator	API-3	04-Aug-14	Particulate Filter	BETA	3.33E-02	PCI/M3	2.34E-03	0.01	
Air Monitoring	Control	API-4	04-Aug-14	Particulate Filter	BETA	3.54E-02	PCI/M3	2.34E-03	0.01	
Air Monitoring	Indicator	API-5	04-Aug-14	Particulate Filter	BETA	4.54E-02	PCI/M3	2.29E-03	0.01	
Air Monitoring	Indicator	API-1	12-Aug-14	Particulate Filter	BETA	3.22E-02	PCI/M3	1.80E-03	0.01	
Air Monitoring	Indicator	API-2	12-Aug-14	Particulate Filter	BETA	3.36E-02	PCI/M3	1.77E-03	0.01	
Air Monitoring	Indicator	API-3	12-Aug-14	Particulate Filter	BETA	3.22E-02	PCI/M3	1.77E-03	0.01	
Air Monitoring	Control	API-4	12-Aug-14	Particulate Filter	BETA	3.27E-02	PCI/M3	1.81E-03	0.01	
Air Monitoring	Indicator	API-5	12-Aug-14	Particulate Filter	BETA	2.71E-02	PCI/M3	1.83E-03	0.01	
Air Monitoring	Indicator	API-1	19-Aug-14	Particulate Filter	BETA	2.89E-02	PCI/M3	2.08E-03	0.01	

Fermi 2 - 2014
Annual Radiological Environmental Operating Report
Appendix C - Environmental Data Table

Medium	Location Category	Location ID	Date	Sample Type	Parameter	Result	Units	MDA	LLD	Lab Qualifier
Air Monitoring	Indicator	API-2	19-Aug-14	Particulate Filter	BETA	2.11E-02	PCI/M3	2.13E-03	0.01	
Air Monitoring	Indicator	API-3	19-Aug-14	Particulate Filter	BETA	2.40E-02	PCI/M3	2.13E-03	0.01	
Air Monitoring	Control	API-4	19-Aug-14	Particulate Filter	BETA	2.66E-02	PCI/M3	2.06E-03	0.01	
Air Monitoring	Indicator	API-5	19-Aug-14	Particulate Filter	BETA	2.14E-02	PCI/M3	2.11E-03	0.01	
Air Monitoring	Indicator	API-1	26-Aug-14	Particulate Filter	BETA	3.74E-02	PCI/M3	2.01E-03	0.01	
Air Monitoring	Indicator	API-2	26-Aug-14	Particulate Filter	BETA	4.19E-02	PCI/M3	2.01E-03	0.01	
Air Monitoring	Indicator	API-3	26-Aug-14	Particulate Filter	BETA	3.71E-02	PCI/M3	2.01E-03	0.01	
Air Monitoring	Control	API-4	26-Aug-14	Particulate Filter	BETA	4.04E-02	PCI/M3	2.01E-03	0.01	
Air Monitoring	Indicator	API-5	26-Aug-14	Particulate Filter	BETA	3.58E-02	PCI/M3	2.01E-03	0.01	
Air Monitoring	Indicator	API-1	02-Sep-14	Particulate Filter	BETA	3.15E-02	PCI/M3	1.98E-03	0.01	
Air Monitoring	Indicator	API-2	02-Sep-14	Particulate Filter	BETA	2.79E-02	PCI/M3	2.01E-03	0.01	
Air Monitoring	Indicator	API-3	02-Sep-14	Particulate Filter	BETA	3.24E-02	PCI/M3	2.01E-03	0.01	
Air Monitoring	Control	API-4	02-Sep-14	Particulate Filter	BETA	3.42E-02	PCI/M3	2.04E-03	0.01	
Air Monitoring	Indicator	API-5	02-Sep-14	Particulate Filter	BETA	2.57E-02	PCI/M3	2.01E-03	0.01	
Air Monitoring	Indicator	API-1	09-Sep-14	Particulate Filter	BETA	3.97E-02	PCI/M3	2.01E-03	0.01	
Air Monitoring	Indicator	API-2	09-Sep-14	Particulate Filter	BETA	3.79E-02	PCI/M3	2.06E-03	0.01	
Air Monitoring	Indicator	API-3	09-Sep-14	Particulate Filter	BETA	3.55E-02	PCI/M3	2.06E-03	0.01	
Air Monitoring	Control	API-4	09-Sep-14	Particulate Filter	BETA	3.40E-02	PCI/M3	1.96E-03	0.01	
Air Monitoring	Indicator	API-5	09-Sep-14	Particulate Filter	BETA	3.16E-02	PCI/M3	2.06E-03	0.01	
Air Monitoring	Indicator	API-1	16-Sep-14	Particulate Filter	BETA	2.43E-02	PCI/M3	1.81E-03	0.01	
Air Monitoring	Indicator	API-2	16-Sep-14	Particulate Filter	BETA	2.89E-02	PCI/M3	1.81E-03	0.01	
Air Monitoring	Indicator	API-3	16-Sep-14	Particulate Filter	BETA	2.25E-02	PCI/M3	1.81E-03	0.01	
Air Monitoring	Control	API-4	16-Sep-14	Particulate Filter	BETA	2.85E-02	PCI/M3	1.81E-03	0.01	
Air Monitoring	Indicator	API-5	16-Sep-14	Particulate Filter	BETA	2.89E-02	PCI/M3	1.81E-03	0.01	
Air Monitoring	Indicator	API-1	23-Sep-14	Particulate Filter	BETA	3.93E-02	PCI/M3	1.81E-03	0.01	
Air Monitoring	Indicator	API-2	23-Sep-14	Particulate Filter	BETA	4.77E-02	PCI/M3	1.81E-03	0.01	
Air Monitoring	Indicator	API-3	23-Sep-14	Particulate Filter	BETA	3.39E-02	PCI/M3	1.81E-03	0.01	
Air Monitoring	Control	API-4	23-Sep-14	Particulate Filter	BETA	3.38E-02	PCI/M3	1.81E-03	0.01	
Air Monitoring	Indicator	API-5	23-Sep-14	Particulate Filter	BETA	3.95E-02	PCI/M3	1.81E-03	0.01	
Air Monitoring	Indicator	API-1	30-Sep-14	Particulate Filter	BETA	4.01E-02	PCI/M3	1.88E-03	0.01	
Air Monitoring	Indicator	API-2	30-Sep-14	Particulate Filter	BETA	3.46E-02	PCI/M3	1.87E-03	0.01	
Air Monitoring	Indicator	API-3	30-Sep-14	Particulate Filter	BETA	3.52E-02	PCI/M3	1.87E-03	0.01	
Air Monitoring	Control	API-4	30-Sep-14	Particulate Filter	BETA	3.90E-02	PCI/M3	1.87E-03	0.01	
Air Monitoring	Indicator	API-5	30-Sep-14	Particulate Filter	BETA	3.83E-02	PCI/M3	1.88E-03	0.01	
Air Monitoring	Indicator	API-1	07-Oct-14	Particulate Filter	BETA	2.69E-02	PCI/M3	2.15E-03	0.01	
Air Monitoring	Indicator	API-2	07-Oct-14	Particulate Filter	BETA	3.84E-02	PCI/M3	2.15E-03	0.01	
Air Monitoring	Indicator	API-3	07-Oct-14	Particulate Filter	BETA	3.49E-02	PCI/M3	2.15E-03	0.01	
Air Monitoring	Control	API-4	07-Oct-14	Particulate Filter	BETA	2.66E-02	PCI/M3	2.15E-03	0.01	
Air Monitoring	Indicator	API-5	07-Oct-14	Particulate Filter	BETA	3.59E-02	PCI/M3	2.15E-03	0.01	
Air Monitoring	Indicator	API-1	14-Oct-14	Particulate Filter	BETA	3.31E-02	PCI/M3	2.41E-03	0.01	
Air Monitoring	Indicator	API-2	14-Oct-14	Particulate Filter	BETA	3.02E-02	PCI/M3	2.45E-03	0.01	
Air Monitoring	Indicator	API-3	14-Oct-14	Particulate Filter	BETA	3.49E-02	PCI/M3	2.45E-03	0.01	
Air Monitoring	Control	API-4	14-Oct-14	Particulate Filter	BETA	4.60E-02	PCI/M3	2.48E-03	0.01	
Air Monitoring	Indicator	API-5	14-Oct-14	Particulate Filter	BETA	4.25E-02	PCI/M3	2.46E-03	0.01	
Air Monitoring	Indicator	API-1	21-Oct-14	Particulate Filter	BETA	2.22E-02	PCI/M3	2.27E-03	0.01	
Air Monitoring	Indicator	API-2	21-Oct-14	Particulate Filter	BETA	2.97E-02	PCI/M3	2.71E-03	0.01	
Air Monitoring	Indicator	API-3	21-Oct-14	Particulate Filter	BETA	3.30E-02	PCI/M3	2.71E-03	0.01	
Air Monitoring	Control	API-4	21-Oct-14	Particulate Filter	BETA	2.41E-02	PCI/M3	3.18E-03	0.01	
Air Monitoring	Indicator	API-5	21-Oct-14	Particulate Filter	BETA	2.76E-02	PCI/M3	2.71E-03	0.01	
Air Monitoring	Indicator	API-1	28-Oct-14	Particulate Filter	BETA	3.77E-02	PCI/M3	1.99E-03	0.01	
Air Monitoring	Indicator	API-2	28-Oct-14	Particulate Filter	BETA	3.78E-02	PCI/M3	1.99E-03	0.01	
Air Monitoring	Indicator	API-3	28-Oct-14	Particulate Filter	BETA	3.52E-02	PCI/M3	1.99E-03	0.01	

Fermi 2 - 2014
Annual Radiological Environmental Operating Report
Appendix C - Environmental Data Table

Medium	Location Category	Location ID	Date	Sample Type	Parameter	Result	Units	MDA	LLD	Lab Qualifier
Air Monitoring	Control	API-4	28-Oct-14	Particulate Filter	BETA	2.81E-02	PCI/M3	1.96E-03	0.01	
Air Monitoring	Indicator	API-5	28-Oct-14	Particulate Filter	BETA	3.15E-02	PCI/M3	1.98E-03	0.01	
Air Monitoring	Indicator	API-1	03-Nov-14	Particulate Filter		(b)				
Air Monitoring	Indicator	API-2	03-Nov-14	Particulate Filter	BETA	2.34E-02	PCI/M3	2.30E-03	0.01	
Air Monitoring	Indicator	API-3	03-Nov-14	Particulate Filter	BETA	2.74E-02	PCI/M3	2.30E-03	0.01	
Air Monitoring	Control	API-4	03-Nov-14	Particulate Filter	BETA	1.88E-02	PCI/M3	2.33E-03	0.01	
Air Monitoring	Indicator	API-5	03-Nov-14	Particulate Filter	BETA	2.98E-02	PCI/M3	2.31E-03	0.01	
Air Monitoring	Indicator	API-1	11-Nov-14	Particulate Filter	BETA	4.05E-02	PCI/M3	1.82E-03	0.01	
Air Monitoring	Indicator	API-2	11-Nov-14	Particulate Filter	BETA	4.26E-02	PCI/M3	1.80E-03	0.01	
Air Monitoring	Indicator	API-3	11-Nov-14	Particulate Filter	BETA	3.26E-02	PCI/M3	1.80E-03	0.01	
Air Monitoring	Control	API-4	11-Nov-14	Particulate Filter	BETA	3.53E-02	PCI/M3	1.78E-03	0.01	
Air Monitoring	Indicator	API-5	11-Nov-14	Particulate Filter	BETA	3.54E-02	PCI/M3	1.80E-03	0.01	
Air Monitoring	Indicator	API-1	18-Nov-14	Particulate Filter	BETA	3.04E-02	PCI/M3	1.99E-03	0.01	
Air Monitoring	Indicator	API-2	18-Nov-14	Particulate Filter	BETA	2.76E-02	PCI/M3	1.94E-03	0.01	
Air Monitoring	Indicator	API-3	18-Nov-14	Particulate Filter	BETA	3.44E-02	PCI/M3	1.99E-03	0.01	
Air Monitoring	Control	API-4	18-Nov-14	Particulate Filter	BETA	2.92E-02	PCI/M3	1.99E-03	0.01	
Air Monitoring	Indicator	API-5	18-Nov-14	Particulate Filter	BETA	3.31E-02	PCI/M3	2.00E-03	0.01	
Air Monitoring	Indicator	API-1	25-Nov-14	Particulate Filter	BETA	5.27E-02	PCI/M3	1.87E-03	0.01	
Air Monitoring	Indicator	API-2	25-Nov-14	Particulate Filter	BETA	5.26E-02	PCI/M3	1.96E-03	0.01	
Air Monitoring	Indicator	API-3	25-Nov-14	Particulate Filter	BETA	4.82E-02	PCI/M3	1.91E-03	0.01	
Air Monitoring	Control	API-4	25-Nov-14	Particulate Filter	BETA	4.62E-02	PCI/M3	1.92E-03	0.01	
Air Monitoring	Indicator	API-5	25-Nov-14	Particulate Filter	BETA	4.60E-02	PCI/M3	1.95E-03	0.01	
Air Monitoring	Indicator	API-1	02-Dec-14	Particulate Filter	BETA	5.66E-02	PCI/M3	1.95E-03	0.01	
Air Monitoring	Indicator	API-2	02-Dec-14	Particulate Filter	BETA	4.69E-02	PCI/M3	1.91E-03	0.01	
Air Monitoring	Indicator	API-3	02-Dec-14	Particulate Filter	BETA	3.57E-02	PCI/M3	1.91E-03	0.01	
Air Monitoring	Control	API-4	02-Dec-14	Particulate Filter	BETA	4.29E-02	PCI/M3	1.90E-03	0.01	
Air Monitoring	Indicator	API-5	02-Dec-14	Particulate Filter	BETA	4.38E-02	PCI/M3	1.91E-03	0.01	
Air Monitoring	Indicator	API-1	16-Dec-14	Particulate Filter	BETA	6.22E-02	PCI/M3	1.87E-03	0.01	
Air Monitoring	Indicator	API-2	16-Dec-14	Particulate Filter	BETA	5.56E-02	PCI/M3	1.90E-03	0.01	
Air Monitoring	Indicator	API-3	16-Dec-14	Particulate Filter	BETA	3.97E-02	PCI/M3	1.90E-03	0.01	
Air Monitoring	Control	API-4	16-Dec-14	Particulate Filter	BETA	5.48E-02	PCI/M3	1.93E-03	0.01	
Air Monitoring	Indicator	API-5	16-Dec-14	Particulate Filter	BETA	4.79E-02	PCI/M3	1.90E-03	0.01	
Air Monitoring	Indicator	API-1	22-Dec-14	Particulate Filter	BETA	3.93E-02	PCI/M3	2.47E-03	0.01	
Air Monitoring	Indicator	API-2	22-Dec-14	Particulate Filter	BETA	3.22E-02	PCI/M3	2.42E-03	0.01	
Air Monitoring	Indicator	API-3	22-Dec-14	Particulate Filter	BETA	3.07E-02	PCI/M3	2.42E-03	0.01	
Air Monitoring	Control	API-4	22-Dec-14	Particulate Filter	BETA	3.51E-02	PCI/M3	2.39E-03	0.01	
Air Monitoring	Indicator	API-5	22-Dec-14	Particulate Filter	BETA	3.26E-02	PCI/M3	2.41E-03	0.01	
Air Monitoring	Indicator	API-1	29-Dec-14	Particulate Filter	BETA	4.01E-02	PCI/M3	2.03E-03	0.01	
Air Monitoring	Indicator	API-2	29-Dec-14	Particulate Filter	BETA	3.39E-02	PCI/M3	2.07E-03	0.01	
Air Monitoring	Indicator	API-3	29-Dec-14	Particulate Filter	BETA	3.14E-02	PCI/M3	2.07E-03	0.01	
Air Monitoring	Control	API-4	29-Dec-14	Particulate Filter	BETA	4.05E-02	PCI/M3	2.08E-03	0.01	
Air Monitoring	Indicator	API-5	29-Dec-14	Particulate Filter	BETA	3.94E-02	PCI/M3	2.07E-03	0.01	
Air Monitoring	Indicator	API-1	31-Mar-14	PF Composite	Actinium-228	-4.60E-04	PCI/M3	3.13E-03		U
Air Monitoring	Indicator	API-1	31-Mar-14	PF Composite	Antimony-124	2.98E-03	PCI/M3	4.71E-03		U
Air Monitoring	Indicator	API-1	31-Mar-14	PF Composite	Antimony-125	7.81E-04	PCI/M3	1.92E-03		U
Air Monitoring	Indicator	API-1	31-Mar-14	PF Composite	Barium-140	-4.05E-03	PCI/M3	5.30E-03		U
Air Monitoring	Indicator	API-1	31-Mar-14	PF Composite	Beryllium-7	5.86E-02	PCI/M3	9.92E-03		U
Air Monitoring	Indicator	API-1	31-Mar-14	PF Composite	Cerium-141	7.22E-05	PCI/M3	1.93E-03		U
Air Monitoring	Indicator	API-1	31-Mar-14	PF Composite	Cerium-144	-6.55E-04	PCI/M3	3.05E-03		U
Air Monitoring	Indicator	API-1	31-Mar-14	PF Composite	Cesium-134	3.68E-05	PCI/M3	1.03E-03	0.05	U
Air Monitoring	Indicator	API-1	31-Mar-14	PF Composite	Cesium-137	2.17E-04	PCI/M3	8.44E-04	0.06	U
Air Monitoring	Indicator	API-1	31-Mar-14	PF Composite	Chromium-51	-8.91E-03	PCI/M3	1.38E-02		U

Fermi 2 - 2014
Annual Radiological Environmental Operating Report
Appendix C - Environmental Data Table

Medium	Location Category	Location ID	Date	Sample Type	Parameter	Result	Units	MDA	LLD	Lab Qualifier
Air Monitoring	Indicator	API-1	31-Mar-14	PF Composite	Cobalt-57	7.34E-05	PCI/M3	4.76E-04		U
Air Monitoring	Indicator	API-1	31-Mar-14	PF Composite	Cobalt-58	-3.74E-04	PCI/M3	6.38E-04		U
Air Monitoring	Indicator	API-1	31-Mar-14	PF Composite	Cobalt-60	-9.70E-05	PCI/M3	1.05E-03		U
Air Monitoring	Indicator	API-1	31-Mar-14	PF Composite	Iodine-131	3.71E-03	PCI/M3	2.52E-02		U
Air Monitoring	Indicator	API-1	31-Mar-14	PF Composite	Iron-59	-5.82E-04	PCI/M3	1.91E-03		U
Air Monitoring	Indicator	API-1	31-Mar-14	PF Composite	Lanthanum-140	-4.05E-03	PCI/M3	5.30E-03		U
Air Monitoring	Indicator	API-1	31-Mar-14	PF Composite	Manganese-54	-8.33E-06	PCI/M3	7.46E-04		U
Air Monitoring	Indicator	API-1	31-Mar-14	PF Composite	Niobium-95	4.51E-04	PCI/M3	7.83E-04		U
Air Monitoring	Indicator	API-1	31-Mar-14	PF Composite	Potassium-40	-4.71E-03	PCI/M3	1.10E-02		U
Air Monitoring	Indicator	API-1	31-Mar-14	PF Composite	Ruthenium-103	5.08E-04	PCI/M3	1.32E-03		U
Air Monitoring	Indicator	API-1	31-Mar-14	PF Composite	Ruthenium-106	-1.32E-03	PCI/M3	7.02E-03		U
Air Monitoring	Indicator	API-1	31-Mar-14	PF Composite	Selenium-75	-1.84E-04	PCI/M3	1.06E-03		U
Air Monitoring	Indicator	API-1	31-Mar-14	PF Composite	Silver-108m	1.17E-04	PCI/M3	6.20E-04		U
Air Monitoring	Indicator	API-1	31-Mar-14	PF Composite	Silver-110m	5.20E-05	PCI/M3	1.27E-03		U
Air Monitoring	Indicator	API-1	31-Mar-14	PF Composite	Zinc-65	1.93E-04	PCI/M3	2.28E-03		U
Air Monitoring	Indicator	API-1	31-Mar-14	PF Composite	Zirconium-95	1.01E-05	PCI/M3	2.29E-03		U
Air Monitoring	Indicator	API-2	31-Mar-14	PF Composite	Actinium-228	2.27E-03	PCI/M3	7.22E-03		U
Air Monitoring	Indicator	API-2	31-Mar-14	PF Composite	Antimony-124	1.06E-04	PCI/M3	6.28E-03		U
Air Monitoring	Indicator	API-2	31-Mar-14	PF Composite	Antimony-125	1.21E-04	PCI/M3	3.49E-03		U
Air Monitoring	Indicator	API-2	31-Mar-14	PF Composite	Barium-140	-7.38E-03	PCI/M3	1.34E-02		U
Air Monitoring	Indicator	API-2	31-Mar-14	PF Composite	Beryllium-7	7.33E-02	PCI/M3	1.94E-02		U
Air Monitoring	Indicator	API-2	31-Mar-14	PF Composite	Cerium-141	-5.16E-04	PCI/M3	3.63E-03		U
Air Monitoring	Indicator	API-2	31-Mar-14	PF Composite	Cerium-144	9.59E-05	PCI/M3	5.85E-03		U
Air Monitoring	Indicator	API-2	31-Mar-14	PF Composite	Cesium-134	4.10E-04	PCI/M3	2.06E-03	0.05	U
Air Monitoring	Indicator	API-2	31-Mar-14	PF Composite	Cesium-137	4.58E-04	PCI/M3	1.59E-03	0.06	U
Air Monitoring	Indicator	API-2	31-Mar-14	PF Composite	Chromium-51	-4.64E-03	PCI/M3	2.54E-02		U
Air Monitoring	Indicator	API-2	31-Mar-14	PF Composite	Cobalt-57	1.11E-04	PCI/M3	7.43E-04		U
Air Monitoring	Indicator	API-2	31-Mar-14	PF Composite	Cobalt-58	2.92E-04	PCI/M3	2.19E-03		U
Air Monitoring	Indicator	API-2	31-Mar-14	PF Composite	Cobalt-60	-4.94E-04	PCI/M3	1.04E-03		U
Air Monitoring	Indicator	API-2	31-Mar-14	PF Composite	Iodine-131	1.25E-03	PCI/M3	4.07E-02		U
Air Monitoring	Indicator	API-2	31-Mar-14	PF Composite	Iron-59	2.46E-03	PCI/M3	6.97E-03		U
Air Monitoring	Indicator	API-2	31-Mar-14	PF Composite	Lanthanum-140	-7.38E-03	PCI/M3	1.34E-02		U
Air Monitoring	Indicator	API-2	31-Mar-14	PF Composite	Manganese-54	-3.75E-04	PCI/M3	1.23E-03		U
Air Monitoring	Indicator	API-2	31-Mar-14	PF Composite	Niobium-95	1.59E-03	PCI/M3	2.55E-03		U
Air Monitoring	Indicator	API-2	31-Mar-14	PF Composite	Potassium-40	1.40E-02	PCI/M3	3.14E-02		U
Air Monitoring	Indicator	API-2	31-Mar-14	PF Composite	Ruthenium-103	-4.49E-04	PCI/M3	2.40E-03		U
Air Monitoring	Indicator	API-2	31-Mar-14	PF Composite	Ruthenium-106	5.75E-03	PCI/M3	1.53E-02		U
Air Monitoring	Indicator	API-2	31-Mar-14	PF Composite	Selenium-75	-1.01E-04	PCI/M3	1.84E-03		U
Air Monitoring	Indicator	API-2	31-Mar-14	PF Composite	Silver-108m	-1.32E-04	PCI/M3	1.15E-03		U
Air Monitoring	Indicator	API-2	31-Mar-14	PF Composite	Silver-110m	1.35E-04	PCI/M3	2.17E-03		U
Air Monitoring	Indicator	API-2	31-Mar-14	PF Composite	Zinc-65	-9.49E-04	PCI/M3	2.54E-03		U
Air Monitoring	Indicator	API-2	31-Mar-14	PF Composite	Zirconium-95	8.02E-04	PCI/M3	4.22E-03		U
Air Monitoring	Indicator	API-3	31-Mar-14	PF Composite	Actinium-228	-2.04E-03	PCI/M3	4.73E-03		U
Air Monitoring	Indicator	API-3	31-Mar-14	PF Composite	Antimony-124	-5.95E-05	PCI/M3	6.40E-03		U
Air Monitoring	Indicator	API-3	31-Mar-14	PF Composite	Antimony-125	-8.09E-04	PCI/M3	2.66E-03		U
Air Monitoring	Indicator	API-3	31-Mar-14	PF Composite	Barium-140	1.96E-03	PCI/M3	1.79E-02		U
Air Monitoring	Indicator	API-3	31-Mar-14	PF Composite	Beryllium-7	6.65E-02	PCI/M3	1.34E-02		U
Air Monitoring	Indicator	API-3	31-Mar-14	PF Composite	Cerium-141	-9.93E-04	PCI/M3	2.66E-03		U
Air Monitoring	Indicator	API-3	31-Mar-14	PF Composite	Cerium-144	1.96E-03	PCI/M3	4.78E-03		U
Air Monitoring	Indicator	API-3	31-Mar-14	PF Composite	Cesium-134	4.53E-04	PCI/M3	1.78E-03	0.05	U
Air Monitoring	Indicator	API-3	31-Mar-14	PF Composite	Cesium-137	1.73E-05	PCI/M3	1.42E-03	0.06	U
Air Monitoring	Indicator	API-3	31-Mar-14	PF Composite	Chromium-51	6.68E-05	PCI/M3	2.56E-02		U

Fermi 2 - 2014
Annual Radiological Environmental Operating Report
Appendix C - Environmental Data Table

Medium	Location Category	Location ID	Date	Sample Type	Parameter	Result	Units	MDA	LLD	Lab Qualifier
Air Monitoring	Indicator	API-3	31-Mar-14	PF Composite	Cobalt-57	5.71E-05	PCI/M3	6.37E-04		U
Air Monitoring	Indicator	API-3	31-Mar-14	PF Composite	Cobalt-58	2.88E-04	PCI/M3	1.96E-03		U
Air Monitoring	Indicator	API-3	31-Mar-14	PF Composite	Cobalt-60	-2.32E-04	PCI/M3	1.65E-03		U
Air Monitoring	Indicator	API-3	31-Mar-14	PF Composite	Iodine-131	1.24E-02	PCI/M3	4.06E-02		U
Air Monitoring	Indicator	API-3	31-Mar-14	PF Composite	Iron-59	-1.55E-03	PCI/M3	4.37E-03		U
Air Monitoring	Indicator	API-3	31-Mar-14	PF Composite	Lanthanum-140	1.96E-03	PCI/M3	1.79E-02		U
Air Monitoring	Indicator	API-3	31-Mar-14	PF Composite	Manganese-54	1.90E-05	PCI/M3	1.42E-03		U
Air Monitoring	Indicator	API-3	31-Mar-14	PF Composite	Niobium-95	-5.17E-04	PCI/M3	1.82E-03		U
Air Monitoring	Indicator	API-3	31-Mar-14	PF Composite	Potassium-40	2.18E-02	PCI/M3	1.13E-02		UI
Air Monitoring	Indicator	API-3	31-Mar-14	PF Composite	Ruthenium-103	2.98E-04	PCI/M3	1.90E-03		U
Air Monitoring	Indicator	API-3	31-Mar-14	PF Composite	Ruthenium-106	3.61E-03	PCI/M3	1.21E-02		U
Air Monitoring	Indicator	API-3	31-Mar-14	PF Composite	Selenium-75	-7.29E-04	PCI/M3	1.40E-03		U
Air Monitoring	Indicator	API-3	31-Mar-14	PF Composite	Silver-108m	-4.37E-04	PCI/M3	8.73E-04		U
Air Monitoring	Indicator	API-3	31-Mar-14	PF Composite	Silver-110m	-5.61E-04	PCI/M3	1.72E-03		U
Air Monitoring	Indicator	API-3	31-Mar-14	PF Composite	Zinc-65	2.43E-04	PCI/M3	3.68E-03		U
Air Monitoring	Indicator	API-3	31-Mar-14	PF Composite	Zirconium-95	1.89E-04	PCI/M3	3.47E-03		U
Air Monitoring	Control	API-4	31-Mar-14	PF Composite	Actinium-228	5.58E-04	PCI/M3	3.77E-03		U
Air Monitoring	Control	API-4	31-Mar-14	PF Composite	Antimony-124	-8.39E-04	PCI/M3	1.98E-03		U
Air Monitoring	Control	API-4	31-Mar-14	PF Composite	Antimony-125	6.19E-04	PCI/M3	2.03E-03		U
Air Monitoring	Control	API-4	31-Mar-14	PF Composite	Barium-140	4.45E-03	PCI/M3	1.12E-02		U
Air Monitoring	Control	API-4	31-Mar-14	PF Composite	Beryllium-7	4.49E-02	PCI/M3	7.99E-03		
Air Monitoring	Control	API-4	31-Mar-14	PF Composite	Cerium-141	3.56E-04	PCI/M3	1.80E-03		U
Air Monitoring	Control	API-4	31-Mar-14	PF Composite	Cerium-144	-3.09E-04	PCI/M3	3.07E-03		U
Air Monitoring	Control	API-4	31-Mar-14	PF Composite	Cesium-134	8.64E-04	PCI/M3	1.28E-03	0.05	U
Air Monitoring	Control	API-4	31-Mar-14	PF Composite	Cesium-137	1.15E-04	PCI/M3	7.73E-04	0.06	U
Air Monitoring	Control	API-4	31-Mar-14	PF Composite	Chromium-51	-3.74E-03	PCI/M3	1.35E-02		U
Air Monitoring	Control	API-4	31-Mar-14	PF Composite	Cobalt-57	2.94E-05	PCI/M3	4.13E-04		U
Air Monitoring	Control	API-4	31-Mar-14	PF Composite	Cobalt-58	3.10E-04	PCI/M3	1.16E-03		U
Air Monitoring	Control	API-4	31-Mar-14	PF Composite	Cobalt-60	-1.15E-05	PCI/M3	6.72E-04		U
Air Monitoring	Control	API-4	31-Mar-14	PF Composite	Iodine-131	3.19E-03	PCI/M3	2.60E-02		U
Air Monitoring	Control	API-4	31-Mar-14	PF Composite	Iron-59	3.01E-04	PCI/M3	2.95E-03		U
Air Monitoring	Control	API-4	31-Mar-14	PF Composite	Lanthanum-140	4.45E-03	PCI/M3	1.12E-02		U
Air Monitoring	Control	API-4	31-Mar-14	PF Composite	Manganese-54	3.76E-04	PCI/M3	1.07E-03		U
Air Monitoring	Control	API-4	31-Mar-14	PF Composite	Niobium-95	1.78E-04	PCI/M3	1.50E-03		U
Air Monitoring	Control	API-4	31-Mar-14	PF Composite	Potassium-40	1.34E-02	PCI/M3	6.14E-03		UI
Air Monitoring	Control	API-4	31-Mar-14	PF Composite	Ruthenium-103	3.36E-05	PCI/M3	1.37E-03		U
Air Monitoring	Control	API-4	31-Mar-14	PF Composite	Ruthenium-106	6.73E-03	PCI/M3	9.02E-03		U
Air Monitoring	Control	API-4	31-Mar-14	PF Composite	Selenium-75	-3.40E-05	PCI/M3	8.63E-04		U
Air Monitoring	Control	API-4	31-Mar-14	PF Composite	Silver-108m	2.64E-04	PCI/M3	5.27E-04		U
Air Monitoring	Control	API-4	31-Mar-14	PF Composite	Silver-110m	4.49E-04	PCI/M3	1.54E-03		U
Air Monitoring	Control	API-4	31-Mar-14	PF Composite	Zinc-65	-7.50E-04	PCI/M3	1.91E-03		U
Air Monitoring	Control	API-4	31-Mar-14	PF Composite	Zirconium-95	6.52E-05	PCI/M3	1.90E-03		U
Air Monitoring	Indicator	API-5	31-Mar-14	PF Composite	Actinium-228	-2.19E-04	PCI/M3	4.98E-03		U
Air Monitoring	Indicator	API-5	31-Mar-14	PF Composite	Antimony-124	9.38E-04	PCI/M3	4.13E-03		U
Air Monitoring	Indicator	API-5	31-Mar-14	PF Composite	Antimony-125	-3.97E-04	PCI/M3	2.23E-03		U
Air Monitoring	Indicator	API-5	31-Mar-14	PF Composite	Barium-140	4.02E-03	PCI/M3	1.37E-02		U
Air Monitoring	Indicator	API-5	31-Mar-14	PF Composite	Beryllium-7	4.59E-02	PCI/M3	1.31E-02		
Air Monitoring	Indicator	API-5	31-Mar-14	PF Composite	Cerium-141	4.77E-04	PCI/M3	2.39E-03		U
Air Monitoring	Indicator	API-5	31-Mar-14	PF Composite	Cerium-144	-7.73E-04	PCI/M3	3.96E-03		U
Air Monitoring	Indicator	API-5	31-Mar-14	PF Composite	Cesium-134	-1.67E-05	PCI/M3	7.86E-04	0.05	U
Air Monitoring	Indicator	API-5	31-Mar-14	PF Composite	Cesium-137	1.58E-04	PCI/M3	9.79E-04	0.06	U
Air Monitoring	Indicator	API-5	31-Mar-14	PF Composite	Chromium-51	9.55E-03	PCI/M3	2.08E-02		U

Fermi 2 - 2014
Annual Radiological Environmental Operating Report
Appendix C - Environmental Data Table

Medium	Location Category	Location ID	Date	Sample Type	Parameter	Result	Units	MDA	LLD	Lab Qualifier
Air Monitoring	Indicator	API-5	31-Mar-14	PF Composite	Cobalt-57	-2.80E-04	PCI/M3	5.09E-04		U
Air Monitoring	Indicator	API-5	31-Mar-14	PF Composite	Cobalt-58	2.55E-04	PCI/M3	1.46E-03		U
Air Monitoring	Indicator	API-5	31-Mar-14	PF Composite	Cobalt-60	2.90E-04	PCI/M3	1.07E-03		U
Air Monitoring	Indicator	API-5	31-Mar-14	PF Composite	Iodine-131	-4.66E-03	PCI/M3	3.35E-02		U
Air Monitoring	Indicator	API-5	31-Mar-14	PF Composite	Iron-59	2.16E-03	PCI/M3	3.92E-03		U
Air Monitoring	Indicator	API-5	31-Mar-14	PF Composite	Lanthanum-140	4.02E-03	PCI/M3	1.37E-02		U
Air Monitoring	Indicator	API-5	31-Mar-14	PF Composite	Manganese-54	-7.34E-05	PCI/M3	8.78E-04		U
Air Monitoring	Indicator	API-5	31-Mar-14	PF Composite	Niobium-95	1.51E-04	PCI/M3	1.29E-03		U
Air Monitoring	Indicator	API-5	31-Mar-14	PF Composite	Potassium-40	4.73E-03	PCI/M3	1.48E-02		U
Air Monitoring	Indicator	API-5	31-Mar-14	PF Composite	Ruthenium-103	1.27E-04	PCI/M3	1.69E-03		U
Air Monitoring	Indicator	API-5	31-Mar-14	PF Composite	Ruthenium-106	1.48E-03	PCI/M3	8.94E-03		U
Air Monitoring	Indicator	API-5	31-Mar-14	PF Composite	Selenium-75	1.62E-04	PCI/M3	1.33E-03		U
Air Monitoring	Indicator	API-5	31-Mar-14	PF Composite	Silver-108m	-2.22E-04	PCI/M3	5.64E-04		U
Air Monitoring	Indicator	API-5	31-Mar-14	PF Composite	Silver-110m	-1.09E-04	PCI/M3	1.24E-03		U
Air Monitoring	Indicator	API-5	31-Mar-14	PF Composite	Zinc-65	-1.60E-04	PCI/M3	2.04E-03		U
Air Monitoring	Indicator	API-5	31-Mar-14	PF Composite	Zirconium-95	3.22E-04	PCI/M3	2.49E-03		U
Air Monitoring	Indicator	API-1	01-Jul-14	PF Composite	Actinium-228	7.73E-04	PCI/M3	4.75E-03		U
Air Monitoring	Indicator	API-1	01-Jul-14	PF Composite	Antimony-124	6.29E-04	PCI/M3	3.97E-03		U
Air Monitoring	Indicator	API-1	01-Jul-14	PF Composite	Antimony-125	3.68E-04	PCI/M3	2.66E-03		U
Air Monitoring	Indicator	API-1	01-Jul-14	PF Composite	Barium-140	-3.62E-03	PCI/M3	1.25E-02		U
Air Monitoring	Indicator	API-1	01-Jul-14	PF Composite	Beryllium-7	4.32E-02	PCI/M3	1.27E-02		
Air Monitoring	Indicator	API-1	01-Jul-14	PF Composite	Cerium-141	-5.40E-04	PCI/M3	2.01E-03		U
Air Monitoring	Indicator	API-1	01-Jul-14	PF Composite	Cerium-144	1.19E-03	PCI/M3	4.24E-03		U
Air Monitoring	Indicator	API-1	01-Jul-14	PF Composite	Cesium-134	-7.38E-05	PCI/M3	9.93E-04	0.05	U
Air Monitoring	Indicator	API-1	01-Jul-14	PF Composite	Cesium-137	1.55E-04	PCI/M3	9.30E-04	0.06	U
Air Monitoring	Indicator	API-1	01-Jul-14	PF Composite	Chromium-51	5.12E-03	PCI/M3	2.32E-02		U
Air Monitoring	Indicator	API-1	01-Jul-14	PF Composite	Cobalt-57	2.01E-04	PCI/M3	5.98E-04		U
Air Monitoring	Indicator	API-1	01-Jul-14	PF Composite	Cobalt-58	-3.46E-04	PCI/M3	9.46E-04		U
Air Monitoring	Indicator	API-1	01-Jul-14	PF Composite	Cobalt-60	1.70E-04	PCI/M3	1.03E-03		U
Air Monitoring	Indicator	API-1	01-Jul-14	PF Composite	Iodine-131	2.52E-03	PCI/M3	5.43E-02		U
Air Monitoring	Indicator	API-1	01-Jul-14	PF Composite	Iron-59	-7.11E-04	PCI/M3	2.65E-03		U
Air Monitoring	Indicator	API-1	01-Jul-14	PF Composite	Lanthanum-140	-3.62E-03	PCI/M3	1.25E-02		U
Air Monitoring	Indicator	API-1	01-Jul-14	PF Composite	Manganese-54	3.35E-04	PCI/M3	1.11E-03		U
Air Monitoring	Indicator	API-1	01-Jul-14	PF Composite	Niobium-95	-2.27E-04	PCI/M3	9.47E-04		U
Air Monitoring	Indicator	API-1	01-Jul-14	PF Composite	Potassium-40	5.14E-03	PCI/M3	1.80E-02		U
Air Monitoring	Indicator	API-1	01-Jul-14	PF Composite	Ruthenium-103	1.03E-03	PCI/M3	2.03E-03		U
Air Monitoring	Indicator	API-1	01-Jul-14	PF Composite	Ruthenium-106	-1.35E-03	PCI/M3	8.98E-03		U
Air Monitoring	Indicator	API-1	01-Jul-14	PF Composite	Selenium-75	6.76E-05	PCI/M3	1.25E-03		U
Air Monitoring	Indicator	API-1	01-Jul-14	PF Composite	Silver-108m	-3.01E-04	PCI/M3	5.49E-04		U
Air Monitoring	Indicator	API-1	01-Jul-14	PF Composite	Silver-110m	1.67E-04	PCI/M3	1.16E-03		U
Air Monitoring	Indicator	API-1	01-Jul-14	PF Composite	Zinc-65	-6.42E-04	PCI/M3	2.94E-03		U
Air Monitoring	Indicator	API-1	01-Jul-14	PF Composite	Zirconium-95	-1.79E-04	PCI/M3	2.27E-03		U
Air Monitoring	Indicator	API-2	01-Jul-14	PF Composite	Actinium-228	3.86E-04	PCI/M3	4.64E-03		U
Air Monitoring	Indicator	API-2	01-Jul-14	PF Composite	Antimony-124	-4.78E-04	PCI/M3	3.31E-03		U
Air Monitoring	Indicator	API-2	01-Jul-14	PF Composite	Antimony-125	-3.30E-04	PCI/M3	2.14E-03		U
Air Monitoring	Indicator	API-2	01-Jul-14	PF Composite	Barium-140	7.94E-03	PCI/M3	2.07E-02		U
Air Monitoring	Indicator	API-2	01-Jul-14	PF Composite	Beryllium-7	8.46E-02	PCI/M3	1.19E-02		
Air Monitoring	Indicator	API-2	01-Jul-14	PF Composite	Cerium-141	-1.08E-03	PCI/M3	2.28E-03		U
Air Monitoring	Indicator	API-2	01-Jul-14	PF Composite	Cerium-144	2.00E-03	PCI/M3	4.70E-03		U
Air Monitoring	Indicator	API-2	01-Jul-14	PF Composite	Cesium-134	-2.09E-05	PCI/M3	8.68E-04	0.05	U
Air Monitoring	Indicator	API-2	01-Jul-14	PF Composite	Cesium-137	1.23E-04	PCI/M3	9.52E-04	0.06	U
Air Monitoring	Indicator	API-2	01-Jul-14	PF Composite	Chromium-51	-2.35E-03	PCI/M3	2.02E-02		U

Fermi 2 - 2014
Annual Radiological Environmental Operating Report
Appendix C - Environmental Data Table

Medium	Location Category	Location ID	Date	Sample Type	Parameter	Result	Units	MDA	LLD	Lab Qualifier
Air Monitoring	Indicator	API-2	01-Jul-14	PF Composite	Cobalt-57	7.11E-05	PCI/M3	5.62E-04		U
Air Monitoring	Indicator	API-2	01-Jul-14	PF Composite	Cobalt-58	-5.88E-04	PCI/M3	1.22E-03		U
Air Monitoring	Indicator	API-2	01-Jul-14	PF Composite	Cobalt-60	-5.11E-05	PCI/M3	1.03E-03		U
Air Monitoring	Indicator	API-2	01-Jul-14	PF Composite	Iodine-131	8.75E-03	PCI/M3	5.75E-02		U
Air Monitoring	Indicator	API-2	01-Jul-14	PF Composite	Iron-59	1.96E-05	PCI/M3	4.11E-03		U
Air Monitoring	Indicator	API-2	01-Jul-14	PF Composite	Lanthanum-140	7.94E-03	PCI/M3	2.07E-02		U
Air Monitoring	Indicator	API-2	01-Jul-14	PF Composite	Manganese-54	-5.20E-04	PCI/M3	1.08E-03		U
Air Monitoring	Indicator	API-2	01-Jul-14	PF Composite	Niobium-95	7.34E-04	PCI/M3	1.84E-03		U
Air Monitoring	Indicator	API-2	01-Jul-14	PF Composite	Potassium-40	2.58E-03	PCI/M3	1.03E-02		U
Air Monitoring	Indicator	API-2	01-Jul-14	PF Composite	Ruthenium-103	-2.01E-04	PCI/M3	1.81E-03		U
Air Monitoring	Indicator	API-2	01-Jul-14	PF Composite	Ruthenium-106	5.13E-03	PCI/M3	1.03E-02		U
Air Monitoring	Indicator	API-2	01-Jul-14	PF Composite	Selenium-75	-4.16E-04	PCI/M3	1.15E-03		U
Air Monitoring	Indicator	API-2	01-Jul-14	PF Composite	Silver-108m	-1.95E-04	PCI/M3	6.03E-04		U
Air Monitoring	Indicator	API-2	01-Jul-14	PF Composite	Silver-110m	-1.78E-04	PCI/M3	1.39E-03		U
Air Monitoring	Indicator	API-2	01-Jul-14	PF Composite	Zinc-65	3.85E-04	PCI/M3	2.44E-03		U
Air Monitoring	Indicator	API-2	01-Jul-14	PF Composite	Zirconium-95	-3.23E-06	PCI/M3	2.62E-03		U
Air Monitoring	Indicator	API-3	01-Jul-14	PF Composite	Actinium-228	-1.12E-03	PCI/M3	3.04E-03		U
Air Monitoring	Indicator	API-3	01-Jul-14	PF Composite	Antimony-124	-3.51E-04	PCI/M3	2.49E-03		U
Air Monitoring	Indicator	API-3	01-Jul-14	PF Composite	Antimony-125	-4.36E-04	PCI/M3	1.76E-03		U
Air Monitoring	Indicator	API-3	01-Jul-14	PF Composite	Barium-140	-1.23E-03	PCI/M3	1.43E-02		U
Air Monitoring	Indicator	API-3	01-Jul-14	PF Composite	Beryllium-7	4.95E-02	PCI/M3	9.87E-03		
Air Monitoring	Indicator	API-3	01-Jul-14	PF Composite	Cerium-141	-9.14E-04	PCI/M3	1.82E-03		U
Air Monitoring	Indicator	API-3	01-Jul-14	PF Composite	Cerium-144	1.31E-04	PCI/M3	3.35E-03		U
Air Monitoring	Indicator	API-3	01-Jul-14	PF Composite	Cesium-134	1.63E-04	PCI/M3	8.19E-04	0.05	U
Air Monitoring	Indicator	API-3	01-Jul-14	PF Composite	Cesium-137	-2.28E-04	PCI/M3	7.46E-04	0.06	U
Air Monitoring	Indicator	API-3	01-Jul-14	PF Composite	Chromium-51	3.21E-03	PCI/M3	1.89E-02		U
Air Monitoring	Indicator	API-3	01-Jul-14	PF Composite	Cobalt-57	9.65E-05	PCI/M3	4.31E-04		U
Air Monitoring	Indicator	API-3	01-Jul-14	PF Composite	Cobalt-58	-2.14E-04	PCI/M3	9.43E-04		U
Air Monitoring	Indicator	API-3	01-Jul-14	PF Composite	Cobalt-60	5.63E-06	PCI/M3	9.35E-04		U
Air Monitoring	Indicator	API-3	01-Jul-14	PF Composite	Iodine-131	6.40E-03	PCI/M3	4.01E-02		U
Air Monitoring	Indicator	API-3	01-Jul-14	PF Composite	Iron-59	-2.42E-04	PCI/M3	3.13E-03		U
Air Monitoring	Indicator	API-3	01-Jul-14	PF Composite	Lanthanum-140	-1.23E-03	PCI/M3	1.43E-02		U
Air Monitoring	Indicator	API-3	01-Jul-14	PF Composite	Manganese-54	-2.51E-04	PCI/M3	6.22E-04		U
Air Monitoring	Indicator	API-3	01-Jul-14	PF Composite	Niobium-95	4.59E-04	PCI/M3	1.43E-03		U
Air Monitoring	Indicator	API-3	01-Jul-14	PF Composite	Potassium-40	7.76E-03	PCI/M3	1.02E-02		U
Air Monitoring	Indicator	API-3	01-Jul-14	PF Composite	Ruthenium-103	-5.99E-04	PCI/M3	9.01E-04		U
Air Monitoring	Indicator	API-3	01-Jul-14	PF Composite	Ruthenium-106	1.45E-04	PCI/M3	7.66E-03		U
Air Monitoring	Indicator	API-3	01-Jul-14	PF Composite	Selenium-75	3.06E-04	PCI/M3	1.12E-03		U
Air Monitoring	Indicator	API-3	01-Jul-14	PF Composite	Silver-108m	1.01E-05	PCI/M3	5.83E-04		U
Air Monitoring	Indicator	API-3	01-Jul-14	PF Composite	Silver-110m	-1.19E-06	PCI/M3	1.06E-03		U
Air Monitoring	Indicator	API-3	01-Jul-14	PF Composite	Zinc-65	-5.27E-04	PCI/M3	1.99E-03		U
Air Monitoring	Indicator	API-3	01-Jul-14	PF Composite	Zirconium-95	-8.47E-05	PCI/M3	1.94E-03		U
Air Monitoring	Control	API-4	01-Jul-14	PF Composite	Actinium-228	3.74E-04	PCI/M3	4.27E-03		U
Air Monitoring	Control	API-4	01-Jul-14	PF Composite	Antimony-124	1.58E-03	PCI/M3	4.95E-03		U
Air Monitoring	Control	API-4	01-Jul-14	PF Composite	Antimony-125	6.11E-05	PCI/M3	1.89E-03		U
Air Monitoring	Control	API-4	01-Jul-14	PF Composite	Barium-140	-7.23E-03	PCI/M3	1.44E-02		U
Air Monitoring	Control	API-4	01-Jul-14	PF Composite	Beryllium-7	7.50E-02	PCI/M3	8.62E-03		
Air Monitoring	Control	API-4	01-Jul-14	PF Composite	Cerium-141	-5.51E-04	PCI/M3	2.28E-03		U
Air Monitoring	Control	API-4	01-Jul-14	PF Composite	Cerium-144	-1.57E-03	PCI/M3	2.49E-03		U
Air Monitoring	Control	API-4	01-Jul-14	PF Composite	Cesium-134	8.41E-05	PCI/M3	8.85E-04	0.05	U
Air Monitoring	Control	API-4	01-Jul-14	PF Composite	Cesium-137	5.85E-05	PCI/M3	7.22E-04	0.06	U
Air Monitoring	Control	API-4	01-Jul-14	PF Composite	Chromium-51	-1.08E-03	PCI/M3	1.67E-02		U

Fermi 2 - 2014
Annual Radiological Environmental Operating Report
Appendix C - Environmental Data Table

Medium	Location Category	Location ID	Date	Sample Type	Parameter	Result	Units	MDA	LLD	Lab Qualifier
Air Monitoring	Control	API-4	01-Jul-14	PF Composite	Cobalt-57	1.54E-04	PCI/M3	4.13E-04		U
Air Monitoring	Control	API-4	01-Jul-14	PF Composite	Cobalt-58	2.22E-04	PCI/M3	1.30E-03		U
Air Monitoring	Control	API-4	01-Jul-14	PF Composite	Cobalt-60	2.86E-04	PCI/M3	1.16E-03		U
Air Monitoring	Control	API-4	01-Jul-14	PF Composite	Iodine-131	-1.78E-02	PCI/M3	5.15E-02		U
Air Monitoring	Control	API-4	01-Jul-14	PF Composite	Iron-59	-8.94E-04	PCI/M3	3.24E-03		U
Air Monitoring	Control	API-4	01-Jul-14	PF Composite	Lanthanum-140	-7.23E-03	PCI/M3	1.44E-02		U
Air Monitoring	Control	API-4	01-Jul-14	PF Composite	Manganese-54	-4.39E-04	PCI/M3	6.28E-04		U
Air Monitoring	Control	API-4	01-Jul-14	PF Composite	Niobium-95	5.37E-05	PCI/M3	1.13E-03		U
Air Monitoring	Control	API-4	01-Jul-14	PF Composite	Potassium-40	-7.29E-05	PCI/M3	1.52E-02		U
Air Monitoring	Control	API-4	01-Jul-14	PF Composite	Ruthenium-103	3.23E-04	PCI/M3	1.36E-03		U
Air Monitoring	Control	API-4	01-Jul-14	PF Composite	Ruthenium-106	1.39E-03	PCI/M3	6.98E-03		U
Air Monitoring	Control	API-4	01-Jul-14	PF Composite	Selenium-75	-6.05E-05	PCI/M3	1.11E-03		U
Air Monitoring	Control	API-4	01-Jul-14	PF Composite	Silver-108m	-2.09E-04	PCI/M3	6.07E-04		U
Air Monitoring	Control	API-4	01-Jul-14	PF Composite	Silver-110m	2.69E-04	PCI/M3	1.33E-03		U
Air Monitoring	Control	API-4	01-Jul-14	PF Composite	Zinc-65	-5.58E-04	PCI/M3	1.73E-03		U
Air Monitoring	Control	API-4	01-Jul-14	PF Composite	Zirconium-95	-6.11E-04	PCI/M3	1.50E-03		U
Air Monitoring	Indicator	API-5	01-Jul-14	PF Composite	Actinium-228	1.74E-03	PCI/M3	4.43E-03		U
Air Monitoring	Indicator	API-5	01-Jul-14	PF Composite	Antimony-124	-1.83E-03	PCI/M3	3.17E-03		U
Air Monitoring	Indicator	API-5	01-Jul-14	PF Composite	Antimony-125	-1.07E-03	PCI/M3	2.03E-03		U
Air Monitoring	Indicator	API-5	01-Jul-14	PF Composite	Barium-140	-8.96E-03	PCI/M3	1.31E-02		U
Air Monitoring	Indicator	API-5	01-Jul-14	PF Composite	Beryllium-7	7.10E-02	PCI/M3	9.57E-03		
Air Monitoring	Indicator	API-5	01-Jul-14	PF Composite	Cerium-141	-4.82E-04	PCI/M3	2.42E-03		U
Air Monitoring	Indicator	API-5	01-Jul-14	PF Composite	Cerium-144	1.75E-03	PCI/M3	4.58E-03		U
Air Monitoring	Indicator	API-5	01-Jul-14	PF Composite	Cesium-134	-3.15E-04	PCI/M3	1.05E-03	0.05	U
Air Monitoring	Indicator	API-5	01-Jul-14	PF Composite	Cesium-137	-2.61E-04	PCI/M3	9.40E-04	0.06	U
Air Monitoring	Indicator	API-5	01-Jul-14	PF Composite	Chromium-51	9.06E-03	PCI/M3	2.60E-02		U
Air Monitoring	Indicator	API-5	01-Jul-14	PF Composite	Cobalt-57	-5.62E-05	PCI/M3	5.41E-04		U
Air Monitoring	Indicator	API-5	01-Jul-14	PF Composite	Cobalt-58	2.31E-04	PCI/M3	1.40E-03		U
Air Monitoring	Indicator	API-5	01-Jul-14	PF Composite	Cobalt-60	6.11E-05	PCI/M3	9.67E-04		U
Air Monitoring	Indicator	API-5	01-Jul-14	PF Composite	Iodine-131	-1.62E-02	PCI/M3	5.71E-02		U
Air Monitoring	Indicator	API-5	01-Jul-14	PF Composite	Iron-59	-1.41E-03	PCI/M3	2.99E-03		U
Air Monitoring	Indicator	API-5	01-Jul-14	PF Composite	Lanthanum-140	-8.96E-03	PCI/M3	1.31E-02		U
Air Monitoring	Indicator	API-5	01-Jul-14	PF Composite	Manganese-54	4.98E-04	PCI/M3	1.23E-03		U
Air Monitoring	Indicator	API-5	01-Jul-14	PF Composite	Niobium-95	-2.48E-04	PCI/M3	1.33E-03		U
Air Monitoring	Indicator	API-5	01-Jul-14	PF Composite	Potassium-40	1.46E-02	PCI/M3	9.06E-03		UI
Air Monitoring	Indicator	API-5	01-Jul-14	PF Composite	Ruthenium-103	8.17E-04	PCI/M3	2.12E-03		U
Air Monitoring	Indicator	API-5	01-Jul-14	PF Composite	Ruthenium-106	2.21E-03	PCI/M3	7.39E-03		U
Air Monitoring	Indicator	API-5	01-Jul-14	PF Composite	Selenium-75	1.84E-05	PCI/M3	1.25E-03		U
Air Monitoring	Indicator	API-5	01-Jul-14	PF Composite	Silver-108m	1.38E-04	PCI/M3	7.41E-04		U
Air Monitoring	Indicator	API-5	01-Jul-14	PF Composite	Silver-110m	-1.76E-04	PCI/M3	1.24E-03		U
Air Monitoring	Indicator	API-5	01-Jul-14	PF Composite	Zinc-65	4.31E-04	PCI/M3	2.81E-03		U
Air Monitoring	Indicator	API-5	01-Jul-14	PF Composite	Zirconium-95	-1.33E-03	PCI/M3	2.31E-03		U
Air Monitoring	Indicator	API-1	30-Sep-14	PF Composite	Actinium-228	2.67E-04	PCI/M3	3.54E-03		U
Air Monitoring	Indicator	API-1	30-Sep-14	PF Composite	Antimony-124	-7.72E-04	PCI/M3	3.77E-03		U
Air Monitoring	Indicator	API-1	30-Sep-14	PF Composite	Antimony-125	3.15E-04	PCI/M3	1.73E-03		U
Air Monitoring	Indicator	API-1	30-Sep-14	PF Composite	Barium-140	3.17E-04	PCI/M3	3.02E-02		U
Air Monitoring	Indicator	API-1	30-Sep-14	PF Composite	Beryllium-7	6.55E-02	PCI/M3	1.06E-02		
Air Monitoring	Indicator	API-1	30-Sep-14	PF Composite	Cerium-141	-9.16E-04	PCI/M3	2.87E-03		U
Air Monitoring	Indicator	API-1	30-Sep-14	PF Composite	Cerium-144	-1.34E-03	PCI/M3	3.38E-03		U
Air Monitoring	Indicator	API-1	30-Sep-14	PF Composite	Cesium-134	9.77E-05	PCI/M3	9.42E-04	0.05	U
Air Monitoring	Indicator	API-1	30-Sep-14	PF Composite	Cesium-137	1.41E-04	PCI/M3	6.41E-04	0.06	U
Air Monitoring	Indicator	API-1	30-Sep-14	PF Composite	Chromium-51	1.57E-02	PCI/M3	2.35E-02		U

Fermi 2 - 2014
Annual Radiological Environmental Operating Report
Appendix C - Environmental Data Table

Medium	Location Category	Location ID	Date	Sample Type	Parameter	Result	Units	MDA	LLD	Lab Qualifier
Air Monitoring	Indicator	API-1	30-Sep-14	PF Composite	Cobalt-57	3.60E-06	PCI/M3	4.94E-04		U
Air Monitoring	Indicator	API-1	30-Sep-14	PF Composite	Cobalt-58	1.53E-04	PCI/M3	1.37E-03		U
Air Monitoring	Indicator	API-1	30-Sep-14	PF Composite	Cobalt-60	1.83E-04	PCI/M3	9.13E-04		U
Air Monitoring	Indicator	API-1	30-Sep-14	PF Composite	Iodine-131	4.56E-02	PCI/M3	1.62E-01		U
Air Monitoring	Indicator	API-1	30-Sep-14	PF Composite	Iron-59	6.87E-04	PCI/M3	3.97E-03		U
Air Monitoring	Indicator	API-1	30-Sep-14	PF Composite	Lanthanum-140	3.17E-04	PCI/M3	3.02E-02		U
Air Monitoring	Indicator	API-1	30-Sep-14	PF Composite	Manganese-54	-1.26E-04	PCI/M3	8.40E-04		U
Air Monitoring	Indicator	API-1	30-Sep-14	PF Composite	Niobium-95	5.32E-04	PCI/M3	1.50E-03		U
Air Monitoring	Indicator	API-1	30-Sep-14	PF Composite	Potassium-40	2.35E-03	PCI/M3	7.76E-03		U
Air Monitoring	Indicator	API-1	30-Sep-14	PF Composite	Ruthenium-103	9.38E-05	PCI/M3	1.75E-03		U
Air Monitoring	Indicator	API-1	30-Sep-14	PF Composite	Ruthenium-106	6.96E-04	PCI/M3	7.76E-03		U
Air Monitoring	Indicator	API-1	30-Sep-14	PF Composite	Selenium-75	3.95E-04	PCI/M3	1.12E-03		U
Air Monitoring	Indicator	API-1	30-Sep-14	PF Composite	Silver-108m	2.26E-05	PCI/M3	5.68E-04		U
Air Monitoring	Indicator	API-1	30-Sep-14	PF Composite	Silver-110m	-5.41E-04	PCI/M3	9.36E-04		U
Air Monitoring	Indicator	API-1	30-Sep-14	PF Composite	Zinc-65	2.22E-04	PCI/M3	2.12E-03		U
Air Monitoring	Indicator	API-1	30-Sep-14	PF Composite	Zirconium-95	-1.23E-04	PCI/M3	2.33E-03		U
Air Monitoring	Indicator	API-2	30-Sep-14	PF Composite	Actinium-228	-2.16E-03	PCI/M3	2.85E-03		U
Air Monitoring	Indicator	API-2	30-Sep-14	PF Composite	Antimony-124	1.03E-03	PCI/M3	4.14E-03		U
Air Monitoring	Indicator	API-2	30-Sep-14	PF Composite	Antimony-125	-3.61E-04	PCI/M3	2.13E-03		U
Air Monitoring	Indicator	API-2	30-Sep-14	PF Composite	Barium-140	7.89E-03	PCI/M3	4.12E-02		U
Air Monitoring	Indicator	API-2	30-Sep-14	PF Composite	Beryllium-7	6.17E-02	PCI/M3	1.39E-02		
Air Monitoring	Indicator	API-2	30-Sep-14	PF Composite	Cerium-141	2.63E-04	PCI/M3	3.22E-03		U
Air Monitoring	Indicator	API-2	30-Sep-14	PF Composite	Cerium-144	-1.93E-03	PCI/M3	3.37E-03		U
Air Monitoring	Indicator	API-2	30-Sep-14	PF Composite	Cesium-134	-4.88E-04	PCI/M3	7.28E-04	0.05	U
Air Monitoring	Indicator	API-2	30-Sep-14	PF Composite	Cesium-137	-1.43E-04	PCI/M3	7.39E-04	0.06	U
Air Monitoring	Indicator	API-2	30-Sep-14	PF Composite	Chromium-51	-6.89E-03	PCI/M3	2.63E-02		U
Air Monitoring	Indicator	API-2	30-Sep-14	PF Composite	Cobalt-57	7.44E-05	PCI/M3	5.33E-04		U
Air Monitoring	Indicator	API-2	30-Sep-14	PF Composite	Cobalt-58	-2.77E-04	PCI/M3	1.01E-03		U
Air Monitoring	Indicator	API-2	30-Sep-14	PF Composite	Cobalt-60	-2.52E-04	PCI/M3	8.34E-04		U
Air Monitoring	Indicator	API-2	30-Sep-14	PF Composite	Iodine-131	-1.16E-02	PCI/M3	1.78E-01		U
Air Monitoring	Indicator	API-2	30-Sep-14	PF Composite	Iron-59	2.24E-03	PCI/M3	5.94E-03		U
Air Monitoring	Indicator	API-2	30-Sep-14	PF Composite	Lanthanum-140	7.89E-03	PCI/M3	4.12E-02		U
Air Monitoring	Indicator	API-2	30-Sep-14	PF Composite	Manganese-54	-2.56E-04	PCI/M3	8.70E-04		U
Air Monitoring	Indicator	API-2	30-Sep-14	PF Composite	Niobium-95	7.20E-04	PCI/M3	1.76E-03		U
Air Monitoring	Indicator	API-2	30-Sep-14	PF Composite	Potassium-40	6.28E-03	PCI/M3	5.81E-03		UI
Air Monitoring	Indicator	API-2	30-Sep-14	PF Composite	Ruthenium-103	1.54E-05	PCI/M3	2.08E-03		U
Air Monitoring	Indicator	API-2	30-Sep-14	PF Composite	Ruthenium-106	2.24E-03	PCI/M3	8.73E-03		U
Air Monitoring	Indicator	API-2	30-Sep-14	PF Composite	Selenium-75	4.37E-04	PCI/M3	1.42E-03		U
Air Monitoring	Indicator	API-2	30-Sep-14	PF Composite	Silver-108m	-1.91E-04	PCI/M3	6.14E-04		U
Air Monitoring	Indicator	API-2	30-Sep-14	PF Composite	Silver-110m	2.35E-04	PCI/M3	1.51E-03		U
Air Monitoring	Indicator	API-2	30-Sep-14	PF Composite	Zinc-65	2.00E-04	PCI/M3	2.22E-03		U
Air Monitoring	Indicator	API-2	30-Sep-14	PF Composite	Zirconium-95	1.83E-04	PCI/M3	2.64E-03		U
Air Monitoring	Indicator	API-3	30-Sep-14	PF Composite	Actinium-228	3.81E-03	PCI/M3	8.00E-03		U
Air Monitoring	Indicator	API-3	30-Sep-14	PF Composite	Antimony-124	-6.93E-04	PCI/M3	6.85E-03		U
Air Monitoring	Indicator	API-3	30-Sep-14	PF Composite	Antimony-125	1.41E-03	PCI/M3	4.11E-03		U
Air Monitoring	Indicator	API-3	30-Sep-14	PF Composite	Barium-140	1.75E-02	PCI/M3	6.44E-02		U
Air Monitoring	Indicator	API-3	30-Sep-14	PF Composite	Beryllium-7	5.10E-02	PCI/M3	2.47E-02		
Air Monitoring	Indicator	API-3	30-Sep-14	PF Composite	Cerium-141	-2.67E-03	PCI/M3	5.12E-03		U
Air Monitoring	Indicator	API-3	30-Sep-14	PF Composite	Cerium-144	7.55E-04	PCI/M3	5.88E-03		U
Air Monitoring	Indicator	API-3	30-Sep-14	PF Composite	Cesium-134	-1.31E-04	PCI/M3	1.52E-03	0.05	U
Air Monitoring	Indicator	API-3	30-Sep-14	PF Composite	Cesium-137	2.25E-04	PCI/M3	1.60E-03	0.06	U
Air Monitoring	Indicator	API-3	30-Sep-14	PF Composite	Chromium-51	3.40E-03	PCI/M3	4.41E-02		U

Fermi 2 - 2014
Annual Radiological Environmental Operating Report
Appendix C - Environmental Data Table

Medium	Location Category	Location ID	Date	Sample Type	Parameter	Result	Units	MDA	LLD	Lab Qualifier
Air Monitoring	Indicator	API-3	30-Sep-14	PF Composite	Cobalt-57	-4.88E-05	PCI/M3	6.41E-04		U
Air Monitoring	Indicator	API-3	30-Sep-14	PF Composite	Cobalt-58	9.04E-04	PCI/M3	3.03E-03		U
Air Monitoring	Indicator	API-3	30-Sep-14	PF Composite	Cobalt-60	3.68E-04	PCI/M3	1.69E-03		U
Air Monitoring	Indicator	API-3	30-Sep-14	PF Composite	Iodine-131	4.87E-02	PCI/M3	3.25E-01		U
Air Monitoring	Indicator	API-3	30-Sep-14	PF Composite	Iron-59	1.06E-03	PCI/M3	6.73E-03		U
Air Monitoring	Indicator	API-3	30-Sep-14	PF Composite	Lanthanum-140	1.75E-02	PCI/M3	6.44E-02		U
Air Monitoring	Indicator	API-3	30-Sep-14	PF Composite	Manganese-54	-4.82E-04	PCI/M3	1.46E-03		U
Air Monitoring	Indicator	API-3	30-Sep-14	PF Composite	Niobium-95	1.28E-03	PCI/M3	0.00E+00		UI
Air Monitoring	Indicator	API-3	30-Sep-14	PF Composite	Potassium-40	1.11E-02	PCI/M3	2.91E-02		U
Air Monitoring	Indicator	API-3	30-Sep-14	PF Composite	Ruthenium-103	-3.67E-04	PCI/M3	3.68E-03		U
Air Monitoring	Indicator	API-3	30-Sep-14	PF Composite	Ruthenium-106	3.11E-04	PCI/M3	1.48E-02		U
Air Monitoring	Indicator	API-3	30-Sep-14	PF Composite	Selenium-75	8.37E-04	PCI/M3	2.18E-03		U
Air Monitoring	Indicator	API-3	30-Sep-14	PF Composite	Silver-108m	-1.13E-04	PCI/M3	1.07E-03		U
Air Monitoring	Indicator	API-3	30-Sep-14	PF Composite	Silver-110m	2.70E-04	PCI/M3	1.72E-03		U
Air Monitoring	Indicator	API-3	30-Sep-14	PF Composite	Zinc-65	-2.32E-03	PCI/M3	2.00E-03		U
Air Monitoring	Indicator	API-3	30-Sep-14	PF Composite	Zirconium-95	5.93E-04	PCI/M3	5.03E-03		U
Air Monitoring	Control	API-4	30-Sep-14	PF Composite	Actinium-228	-9.71E-04	PCI/M3	5.89E-03		U
Air Monitoring	Control	API-4	30-Sep-14	PF Composite	Antimony-124	-1.31E-03	PCI/M3	4.48E-03		U
Air Monitoring	Control	API-4	30-Sep-14	PF Composite	Antimony-125	-2.82E-04	PCI/M3	2.86E-03		U
Air Monitoring	Control	API-4	30-Sep-14	PF Composite	Barium-140	-1.61E-03	PCI/M3	1.94E-02		U
Air Monitoring	Control	API-4	30-Sep-14	PF Composite	Beryllium-7	6.59E-02	PCI/M3	1.92E-02		
Air Monitoring	Control	API-4	30-Sep-14	PF Composite	Cerium-141	-7.04E-04	PCI/M3	4.13E-03		U
Air Monitoring	Control	API-4	30-Sep-14	PF Composite	Cerium-144	-1.38E-03	PCI/M3	3.62E-03		U
Air Monitoring	Control	API-4	30-Sep-14	PF Composite	Cesium-134	-1.85E-04	PCI/M3	1.50E-03	0.05	U
Air Monitoring	Control	API-4	30-Sep-14	PF Composite	Cesium-137	-2.13E-04	PCI/M3	1.12E-03	0.06	U
Air Monitoring	Control	API-4	30-Sep-14	PF Composite	Chromium-51	1.38E-02	PCI/M3	4.05E-02		U
Air Monitoring	Control	API-4	30-Sep-14	PF Composite	Cobalt-57	-2.19E-04	PCI/M3	5.84E-04		U
Air Monitoring	Control	API-4	30-Sep-14	PF Composite	Cobalt-58	6.29E-04	PCI/M3	2.36E-03		U
Air Monitoring	Control	API-4	30-Sep-14	PF Composite	Cobalt-60	-5.93E-04	PCI/M3	1.17E-03		U
Air Monitoring	Control	API-4	30-Sep-14	PF Composite	Iodine-131	-5.18E-02	PCI/M3	2.22E-01		U
Air Monitoring	Control	API-4	30-Sep-14	PF Composite	Iron-59	-2.47E-03	PCI/M3	4.08E-03		U
Air Monitoring	Control	API-4	30-Sep-14	PF Composite	Lanthanum-140	-1.61E-03	PCI/M3	1.94E-02		U
Air Monitoring	Control	API-4	30-Sep-14	PF Composite	Manganese-54	4.80E-04	PCI/M3	1.61E-03		U
Air Monitoring	Control	API-4	30-Sep-14	PF Composite	Niobium-95	7.83E-04	PCI/M3	2.37E-03		U
Air Monitoring	Control	API-4	30-Sep-14	PF Composite	Potassium-40	1.77E-02	PCI/M3	7.99E-03		UI
Air Monitoring	Control	API-4	30-Sep-14	PF Composite	Ruthenium-103	-1.46E-04	PCI/M3	2.56E-03		U
Air Monitoring	Control	API-4	30-Sep-14	PF Composite	Ruthenium-106	8.22E-04	PCI/M3	1.14E-02		U
Air Monitoring	Control	API-4	30-Sep-14	PF Composite	Selenium-75	-8.11E-04	PCI/M3	1.45E-03		U
Air Monitoring	Control	API-4	30-Sep-14	PF Composite	Silver-108m	-1.76E-04	PCI/M3	8.68E-04		U
Air Monitoring	Control	API-4	30-Sep-14	PF Composite	Silver-110m	9.09E-04	PCI/M3	2.60E-03		U
Air Monitoring	Control	API-4	30-Sep-14	PF Composite	Zinc-65	-3.10E-04	PCI/M3	3.00E-03		U
Air Monitoring	Control	API-4	30-Sep-14	PF Composite	Zirconium-95	3.44E-04	PCI/M3	3.71E-03		U
Air Monitoring	Indicator	API-5	30-Sep-14	PF Composite	Actinium-228	-1.15E-03	PCI/M3	3.57E-03		U
Air Monitoring	Indicator	API-5	30-Sep-14	PF Composite	Antimony-124	5.03E-04	PCI/M3	4.26E-03		U
Air Monitoring	Indicator	API-5	30-Sep-14	PF Composite	Antimony-125	5.14E-04	PCI/M3	1.91E-03		U
Air Monitoring	Indicator	API-5	30-Sep-14	PF Composite	Barium-140	-1.50E-02	PCI/M3	3.00E-02		U
Air Monitoring	Indicator	API-5	30-Sep-14	PF Composite	Beryllium-7	6.03E-02	PCI/M3	1.26E-02		
Air Monitoring	Indicator	API-5	30-Sep-14	PF Composite	Cerium-141	-9.24E-05	PCI/M3	3.42E-03		U
Air Monitoring	Indicator	API-5	30-Sep-14	PF Composite	Cerium-144	1.35E-03	PCI/M3	4.22E-03		U
Air Monitoring	Indicator	API-5	30-Sep-14	PF Composite	Cesium-134	1.99E-04	PCI/M3	9.06E-04	0.05	U
Air Monitoring	Indicator	API-5	30-Sep-14	PF Composite	Cesium-137	1.90E-04	PCI/M3	8.49E-04	0.06	U
Air Monitoring	Indicator	API-5	30-Sep-14	PF Composite	Chromium-51	-5.19E-03	PCI/M3	2.53E-02		U

Fermi 2 - 2014
Annual Radiological Environmental Operating Report
Appendix C - Environmental Data Table

Medium	Location Category	Location ID	Date	Sample Type	Parameter	Result	Units	MDA	LLD	Lab Qualifier
Air Monitoring	Indicator	API-5	30-Sep-14	PF Composite	Cobalt-57	-6.35E-05	PCI/M3	5.42E-04		U
Air Monitoring	Indicator	API-5	30-Sep-14	PF Composite	Cobalt-58	2.12E-04	PCI/M3	1.44E-03		U
Air Monitoring	Indicator	API-5	30-Sep-14	PF Composite	Cobalt-60	-2.65E-04	PCI/M3	8.94E-04		U
Air Monitoring	Indicator	API-5	30-Sep-14	PF Composite	Iodine-131	-2.52E-02	PCI/M3	1.65E-01		U
Air Monitoring	Indicator	API-5	30-Sep-14	PF Composite	Iron-59	2.64E-04	PCI/M3	4.70E-03		U
Air Monitoring	Indicator	API-5	30-Sep-14	PF Composite	Lanthanum-140	-1.50E-02	PCI/M3	3.00E-02		U
Air Monitoring	Indicator	API-5	30-Sep-14	PF Composite	Manganese-54	-1.14E-04	PCI/M3	9.02E-04		U
Air Monitoring	Indicator	API-5	30-Sep-14	PF Composite	Niobium-95	-1.98E-05	PCI/M3	1.17E-03		U
Air Monitoring	Indicator	API-5	30-Sep-14	PF Composite	Potassium-40	1.30E-02	PCI/M3	1.09E-02		
Air Monitoring	Indicator	API-5	30-Sep-14	PF Composite	Ruthenium-103	-2.49E-04	PCI/M3	1.86E-03		U
Air Monitoring	Indicator	API-5	30-Sep-14	PF Composite	Ruthenium-106	-4.05E-03	PCI/M3	6.09E-03		U
Air Monitoring	Indicator	API-5	30-Sep-14	PF Composite	Selenium-75	4.34E-04	PCI/M3	1.20E-03		U
Air Monitoring	Indicator	API-5	30-Sep-14	PF Composite	Silver-108m	5.35E-05	PCI/M3	6.46E-04		U
Air Monitoring	Indicator	API-5	30-Sep-14	PF Composite	Silver-110m	3.67E-04	PCI/M3	1.09E-03		U
Air Monitoring	Indicator	API-5	30-Sep-14	PF Composite	Zinc-65	-1.40E-04	PCI/M3	2.09E-03		U
Air Monitoring	Indicator	API-5	30-Sep-14	PF Composite	Zirconium-95	1.45E-03	PCI/M3	3.20E-03		U
Air Monitoring	Indicator	API-1	29-Dec-14	PF Composite	Actinium-228	2.84E-03	PCI/M3	7.19E-03		U
Air Monitoring	Indicator	API-1	29-Dec-14	PF Composite	Antimony-124	-6.20E-04	PCI/M3	2.99E-03		U
Air Monitoring	Indicator	API-1	29-Dec-14	PF Composite	Antimony-125	-1.82E-03	PCI/M3	2.19E-03		U
Air Monitoring	Indicator	API-1	29-Dec-14	PF Composite	Barium-140	-6.36E-03	PCI/M3	1.12E-02		U
Air Monitoring	Indicator	API-1	29-Dec-14	PF Composite	Beryllium-7	7.24E-02	PCI/M3	1.22E-02		
Air Monitoring	Indicator	API-1	29-Dec-14	PF Composite	Cerium-141	9.86E-04	PCI/M3	1.81E-03		U
Air Monitoring	Indicator	API-1	29-Dec-14	PF Composite	Cerium-144	-1.28E-05	PCI/M3	3.63E-03		U
Air Monitoring	Indicator	API-1	29-Dec-14	PF Composite	Cesium-134	2.78E-06	PCI/M3	1.65E-03		U
Air Monitoring	Indicator	API-1	29-Dec-14	PF Composite	Cesium-137	3.04E-04	PCI/M3	1.28E-03		U
Air Monitoring	Indicator	API-1	29-Dec-14	PF Composite	Chromium-51	6.76E-03	PCI/M3	1.64E-02		U
Air Monitoring	Indicator	API-1	29-Dec-14	PF Composite	Cobalt-57	-2.04E-04	PCI/M3	4.56E-04		U
Air Monitoring	Indicator	API-1	29-Dec-14	PF Composite	Cobalt-58	1.09E-04	PCI/M3	1.53E-03		U
Air Monitoring	Indicator	API-1	29-Dec-14	PF Composite	Cobalt-60	6.84E-05	PCI/M3	1.27E-03		U
Air Monitoring	Indicator	API-1	29-Dec-14	PF Composite	Iodine-131	-9.96E-04	PCI/M3	8.93E-03		U
Air Monitoring	Indicator	API-1	29-Dec-14	PF Composite	Iron-59	2.20E-03	PCI/M3	3.78E-03		U
Air Monitoring	Indicator	API-1	29-Dec-14	PF Composite	Lanthanum-140	-2.30E-03	PCI/M3	5.25E-03		U
Air Monitoring	Indicator	API-1	29-Dec-14	PF Composite	Manganese-54	1.30E-04	PCI/M3	1.30E-03		U
Air Monitoring	Indicator	API-1	29-Dec-14	PF Composite	Niobium-95	-5.10E-05	PCI/M3	1.27E-03		U
Air Monitoring	Indicator	API-1	29-Dec-14	PF Composite	Potassium-40	1.87E-02	PCI/M3	1.37E-02		UI
Air Monitoring	Indicator	API-1	29-Dec-14	PF Composite	Ruthenium-103	8.81E-04	PCI/M3	1.91E-03		U
Air Monitoring	Indicator	API-1	29-Dec-14	PF Composite	Ruthenium-106	2.21E-03	PCI/M3	9.53E-03		U
Air Monitoring	Indicator	API-1	29-Dec-14	PF Composite	Selenium-75	7.48E-04	PCI/M3	1.47E-03		U
Air Monitoring	Indicator	API-1	29-Dec-14	PF Composite	Silver-108m	-6.23E-04	PCI/M3	6.66E-04		U
Air Monitoring	Indicator	API-1	29-Dec-14	PF Composite	Silver-110m	-6.31E-04	PCI/M3	8.53E-04		U
Air Monitoring	Indicator	API-1	29-Dec-14	PF Composite	Zinc-65	1.06E-04	PCI/M3	3.46E-03		U
Air Monitoring	Indicator	API-1	29-Dec-14	PF Composite	Zirconium-95	6.08E-04	PCI/M3	2.85E-03		U
Air Monitoring	Indicator	API-2	29-Dec-14	PF Composite	Actinium-228	4.14E-04	PCI/M3	3.00E-03		U
Air Monitoring	Indicator	API-2	29-Dec-14	PF Composite	Antimony-124	-3.19E-04	PCI/M3	2.93E-03		U
Air Monitoring	Indicator	API-2	29-Dec-14	PF Composite	Antimony-125	5.95E-04	PCI/M3	1.81E-03		U
Air Monitoring	Indicator	API-2	29-Dec-14	PF Composite	Barium-140	7.13E-04	PCI/M3	9.53E-03		U
Air Monitoring	Indicator	API-2	29-Dec-14	PF Composite	Beryllium-7	5.30E-02	PCI/M3	5.12E-03		
Air Monitoring	Indicator	API-2	29-Dec-14	PF Composite	Cerium-141	7.80E-04	PCI/M3	1.56E-03		U
Air Monitoring	Indicator	API-2	29-Dec-14	PF Composite	Cerium-144	-8.96E-04	PCI/M3	3.35E-03		U
Air Monitoring	Indicator	API-2	29-Dec-14	PF Composite	Cesium-134	-7.03E-04	PCI/M3	5.89E-04		U
Air Monitoring	Indicator	API-2	29-Dec-14	PF Composite	Cesium-137	1.33E-04	PCI/M3	8.10E-04		U
Air Monitoring	Indicator	API-2	29-Dec-14	PF Composite	Chromium-51	2.96E-03	PCI/M3	1.01E-02		U

Fermi 2 - 2014
Annual Radiological Environmental Operating Report
Appendix C - Environmental Data Table

Medium	Location Category	Location ID	Date	Sample Type	Parameter	Result	Units	MDA	LLD	Lab Qualifier
Air Monitoring	Indicator	API-2	29-Dec-14	PF Composite	Cobalt-57	1.51E-05	PCI/M3	3.73E-04		U
Air Monitoring	Indicator	API-2	29-Dec-14	PF Composite	Cobalt-58	-3.76E-04	PCI/M3	8.07E-04		U
Air Monitoring	Indicator	API-2	29-Dec-14	PF Composite	Cobalt-60	3.02E-04	PCI/M3	9.62E-04		U
Air Monitoring	Indicator	API-2	29-Dec-14	PF Composite	Iodine-131	-1.26E-04	PCI/M3	7.49E-03		U
Air Monitoring	Indicator	API-2	29-Dec-14	PF Composite	Iron-59	-2.41E-04	PCI/M3	1.49E-03		U
Air Monitoring	Indicator	API-2	29-Dec-14	PF Composite	Lanthanum-140	2.81E-03	PCI/M3	5.34E-03		U
Air Monitoring	Indicator	API-2	29-Dec-14	PF Composite	Manganese-54	1.53E-04	PCI/M3	8.17E-04		U
Air Monitoring	Indicator	API-2	29-Dec-14	PF Composite	Niobium-95	-1.63E-04	PCI/M3	9.52E-04		U
Air Monitoring	Indicator	API-2	29-Dec-14	PF Composite	Potassium-40	2.71E-03	PCI/M3	7.45E-03		U
Air Monitoring	Indicator	API-2	29-Dec-14	PF Composite	Ruthenium-103	-9.92E-05	PCI/M3	7.67E-04		U
Air Monitoring	Indicator	API-2	29-Dec-14	PF Composite	Ruthenium-106	1.40E-03	PCI/M3	6.82E-03		U
Air Monitoring	Indicator	API-2	29-Dec-14	PF Composite	Selenium-75	-3.95E-04	PCI/M3	8.16E-04		U
Air Monitoring	Indicator	API-2	29-Dec-14	PF Composite	Silver-108m	-6.44E-05	PCI/M3	5.53E-04		U
Air Monitoring	Indicator	API-2	29-Dec-14	PF Composite	Silver-110m	-6.39E-05	PCI/M3	1.13E-03		U
Air Monitoring	Indicator	API-2	29-Dec-14	PF Composite	Zinc-65	-4.43E-04	PCI/M3	1.87E-03		U
Air Monitoring	Indicator	API-2	29-Dec-14	PF Composite	Zirconium-95	3.75E-04	PCI/M3	1.76E-03		U
Air Monitoring	Indicator	API-3	29-Dec-14	PF Composite	Actinium-228	-1.60E-04	PCI/M3	4.43E-03		U
Air Monitoring	Indicator	API-3	29-Dec-14	PF Composite	Antimony-124	3.47E-04	PCI/M3	2.60E-03		U
Air Monitoring	Indicator	API-3	29-Dec-14	PF Composite	Antimony-125	-1.42E-03	PCI/M3	2.09E-03		U
Air Monitoring	Indicator	API-3	29-Dec-14	PF Composite	Barium-140	-1.05E-03	PCI/M3	1.48E-02		U
Air Monitoring	Indicator	API-3	29-Dec-14	PF Composite	Beryllium-7	4.58E-02	PCI/M3	1.13E-02		
Air Monitoring	Indicator	API-3	29-Dec-14	PF Composite	Cerium-141	3.58E-05	PCI/M3	1.63E-03		U
Air Monitoring	Indicator	API-3	29-Dec-14	PF Composite	Cerium-144	-1.18E-04	PCI/M3	4.33E-03		U
Air Monitoring	Indicator	API-3	29-Dec-14	PF Composite	Cesium-134	1.12E-04	PCI/M3	1.18E-03		U
Air Monitoring	Indicator	API-3	29-Dec-14	PF Composite	Cesium-137	3.74E-04	PCI/M3	1.05E-03		U
Air Monitoring	Indicator	API-3	29-Dec-14	PF Composite	Chromium-51	2.47E-03	PCI/M3	1.27E-02		U
Air Monitoring	Indicator	API-3	29-Dec-14	PF Composite	Cobalt-57	-6.33E-05	PCI/M3	5.31E-04		U
Air Monitoring	Indicator	API-3	29-Dec-14	PF Composite	Cobalt-58	1.80E-04	PCI/M3	1.49E-03		U
Air Monitoring	Indicator	API-3	29-Dec-14	PF Composite	Cobalt-60	2.82E-04	PCI/M3	1.14E-03		U
Air Monitoring	Indicator	API-3	29-Dec-14	PF Composite	Iodine-131	-1.15E-03	PCI/M3	1.11E-02		U
Air Monitoring	Indicator	API-3	29-Dec-14	PF Composite	Iron-59	1.74E-03	PCI/M3	2.82E-03		U
Air Monitoring	Indicator	API-3	29-Dec-14	PF Composite	Lanthanum-140	-1.90E-03	PCI/M3	4.71E-03		U
Air Monitoring	Indicator	API-3	29-Dec-14	PF Composite	Manganese-54	4.76E-04	PCI/M3	1.41E-03		U
Air Monitoring	Indicator	API-3	29-Dec-14	PF Composite	Niobium-95	7.15E-04	PCI/M3	1.41E-03		U
Air Monitoring	Indicator	API-3	29-Dec-14	PF Composite	Potassium-40	1.29E-02	PCI/M3	1.16E-02		UI
Air Monitoring	Indicator	API-3	29-Dec-14	PF Composite	Ruthenium-103	-4.32E-04	PCI/M3	1.31E-03		U
Air Monitoring	Indicator	API-3	29-Dec-14	PF Composite	Ruthenium-106	-1.57E-03	PCI/M3	9.34E-03		U
Air Monitoring	Indicator	API-3	29-Dec-14	PF Composite	Selenium-75	3.83E-04	PCI/M3	1.29E-03		U
Air Monitoring	Indicator	API-3	29-Dec-14	PF Composite	Silver-108m	7.19E-04	PCI/M3	9.38E-04		U
Air Monitoring	Indicator	API-3	29-Dec-14	PF Composite	Silver-110m	-6.40E-04	PCI/M3	1.01E-03		U
Air Monitoring	Indicator	API-3	29-Dec-14	PF Composite	Zinc-65	-5.92E-04	PCI/M3	1.39E-03		U
Air Monitoring	Indicator	API-3	29-Dec-14	PF Composite	Zirconium-95	4.59E-04	PCI/M3	2.28E-03		U
Air Monitoring	Control	API-4	29-Dec-14	PF Composite	Actinium-228	-2.34E-03	PCI/M3	2.54E-03		U
Air Monitoring	Control	API-4	29-Dec-14	PF Composite	Antimony-124	6.56E-04	PCI/M3	2.16E-03		U
Air Monitoring	Control	API-4	29-Dec-14	PF Composite	Antimony-125	-5.73E-04	PCI/M3	1.58E-03		U
Air Monitoring	Control	API-4	29-Dec-14	PF Composite	Barium-140	7.72E-04	PCI/M3	1.13E-02		U
Air Monitoring	Control	API-4	29-Dec-14	PF Composite	Beryllium-7	4.73E-02	PCI/M3	6.35E-03		
Air Monitoring	Control	API-4	29-Dec-14	PF Composite	Cerium-141	-5.66E-05	PCI/M3	1.22E-03		U
Air Monitoring	Control	API-4	29-Dec-14	PF Composite	Cerium-144	-9.25E-04	PCI/M3	2.76E-03		U
Air Monitoring	Control	API-4	29-Dec-14	PF Composite	Cesium-134	-8.82E-05	PCI/M3	1.04E-03		U
Air Monitoring	Control	API-4	29-Dec-14	PF Composite	Cesium-137	8.82E-05	PCI/M3	7.01E-04		U
Air Monitoring	Control	API-4	29-Dec-14	PF Composite	Chromium-51	0.00E+00	PCI/M3	8.29E-03		U

Fermi 2 - 2014
Annual Radiological Environmental Operating Report
Appendix C - Environmental Data Table

Medium	Location Category	Location ID	Date	Sample Type	Parameter	Result	Units	MDA	LLD	Lab Qualifier
Air Monitoring	Control	API-4	29-Dec-14	PF Composite	Cobalt-57	8.83E-05	PCI/M3	3.43E-04		U
Air Monitoring	Control	API-4	29-Dec-14	PF Composite	Cobalt-58	-5.11E-04	PCI/M3	8.11E-04		U
Air Monitoring	Control	API-4	29-Dec-14	PF Composite	Cobalt-60	2.86E-04	PCI/M3	9.51E-04		U
Air Monitoring	Control	API-4	29-Dec-14	PF Composite	Iodine-131	-2.07E-03	PCI/M3	6.93E-03		U
Air Monitoring	Control	API-4	29-Dec-14	PF Composite	Iron-59	-7.49E-04	PCI/M3	2.81E-03		U
Air Monitoring	Control	API-4	29-Dec-14	PF Composite	Lanthanum-140	1.63E-03	PCI/M3	5.63E-03		U
Air Monitoring	Control	API-4	29-Dec-14	PF Composite	Manganese-54	1.71E-04	PCI/M3	8.77E-04		U
Air Monitoring	Control	API-4	29-Dec-14	PF Composite	Niobium-95	4.21E-05	PCI/M3	1.03E-03		U
Air Monitoring	Control	API-4	29-Dec-14	PF Composite	Potassium-40	-4.22E-03	PCI/M3	1.36E-02		U
Air Monitoring	Control	API-4	29-Dec-14	PF Composite	Ruthenium-103	1.88E-04	PCI/M3	9.64E-04		U
Air Monitoring	Control	API-4	29-Dec-14	PF Composite	Ruthenium-106	9.01E-04	PCI/M3	6.32E-03		U
Air Monitoring	Control	API-4	29-Dec-14	PF Composite	Selenium-75	-1.36E-04	PCI/M3	8.63E-04		U
Air Monitoring	Control	API-4	29-Dec-14	PF Composite	Silver-108m	-8.89E-06	PCI/M3	5.71E-04		U
Air Monitoring	Control	API-4	29-Dec-14	PF Composite	Silver-110m	-7.53E-05	PCI/M3	1.32E-03		U
Air Monitoring	Control	API-4	29-Dec-14	PF Composite	Zinc-65	1.31E-03	PCI/M3	2.84E-03		U
Air Monitoring	Control	API-4	29-Dec-14	PF Composite	Zirconium-95	1.61E-04	PCI/M3	1.61E-03		U
Air Monitoring	Indicator	API-5	29-Dec-14	PF Composite	Actinium-228	2.22E-03	PCI/M3	3.92E-03		U
Air Monitoring	Indicator	API-5	29-Dec-14	PF Composite	Antimony-124	-2.93E-04	PCI/M3	2.67E-03		U
Air Monitoring	Indicator	API-5	29-Dec-14	PF Composite	Antimony-125	-3.10E-04	PCI/M3	1.77E-03		U
Air Monitoring	Indicator	API-5	29-Dec-14	PF Composite	Barium-140	-9.43E-04	PCI/M3	1.17E-02		U
Air Monitoring	Indicator	API-5	29-Dec-14	PF Composite	Beryllium-7	5.24E-02	PCI/M3	7.03E-03		
Air Monitoring	Indicator	API-5	29-Dec-14	PF Composite	Cerium-141	1.89E-04	PCI/M3	1.73E-03		U
Air Monitoring	Indicator	API-5	29-Dec-14	PF Composite	Cerium-144	-7.78E-04	PCI/M3	3.54E-03		U
Air Monitoring	Indicator	API-5	29-Dec-14	PF Composite	Cesium-134	-1.70E-04	PCI/M3	6.77E-04		U
Air Monitoring	Indicator	API-5	29-Dec-14	PF Composite	Cesium-137	-6.90E-05	PCI/M3	8.33E-04		U
Air Monitoring	Indicator	API-5	29-Dec-14	PF Composite	Chromium-51	-2.97E-05	PCI/M3	1.23E-02		U
Air Monitoring	Indicator	API-5	29-Dec-14	PF Composite	Cobalt-57	7.87E-07	PCI/M3	5.18E-04		U
Air Monitoring	Indicator	API-5	29-Dec-14	PF Composite	Cobalt-58	-1.84E-04	PCI/M3	8.49E-04		U
Air Monitoring	Indicator	API-5	29-Dec-14	PF Composite	Cobalt-60	-6.50E-04	PCI/M3	7.46E-04		U
Air Monitoring	Indicator	API-5	29-Dec-14	PF Composite	Iodine-131	4.39E-04	PCI/M3	8.10E-03		U
Air Monitoring	Indicator	API-5	29-Dec-14	PF Composite	Iron-59	-1.43E-03	PCI/M3	1.23E-03		U
Air Monitoring	Indicator	API-5	29-Dec-14	PF Composite	Lanthanum-140	1.03E-03	PCI/M3	6.13E-03		U
Air Monitoring	Indicator	API-5	29-Dec-14	PF Composite	Manganese-54	-1.56E-04	PCI/M3	8.48E-04		U
Air Monitoring	Indicator	API-5	29-Dec-14	PF Composite	Niobium-95	-2.54E-04	PCI/M3	8.05E-04		U
Air Monitoring	Indicator	API-5	29-Dec-14	PF Composite	Potassium-40	1.25E-02	PCI/M3	1.05E-02		UI
Air Monitoring	Indicator	API-5	29-Dec-14	PF Composite	Ruthenium-103	-3.24E-04	PCI/M3	8.69E-04		U
Air Monitoring	Indicator	API-5	29-Dec-14	PF Composite	Ruthenium-106	-3.06E-03	PCI/M3	4.39E-03		U
Air Monitoring	Indicator	API-5	29-Dec-14	PF Composite	Selenium-75	-5.40E-06	PCI/M3	1.03E-03		U
Air Monitoring	Indicator	API-5	29-Dec-14	PF Composite	Silver-108m	2.70E-04	PCI/M3	6.74E-04		U
Air Monitoring	Indicator	API-5	29-Dec-14	PF Composite	Silver-110m	-3.41E-04	PCI/M3	8.44E-04		U
Air Monitoring	Indicator	API-5	29-Dec-14	PF Composite	Zinc-65	3.65E-04	PCI/M3	2.11E-03		U
Air Monitoring	Indicator	API-5	29-Dec-14	PF Composite	Zirconium-95	6.88E-05	PCI/M3	1.81E-03		U
Drinking Water	Indicator	DW-1	28-Jan-14	Composite	Actinium-228	7.40E-02	PCI/L	1.83E+01		U
Drinking Water	Indicator	DW-1	28-Jan-14	Composite	Antimony-124	-7.71E-02	PCI/L	9.86E+00		U
Drinking Water	Indicator	DW-1	28-Jan-14	Composite	Antimony-125	-1.36E-01	PCI/L	1.19E+01		U
Drinking Water	Indicator	DW-1	28-Jan-14	Composite	Barium-140	2.17E+00	PCI/L	6.83E+00	15	U
Drinking Water	Indicator	DW-1	28-Jan-14	Composite	Beryllium-7	1.34E+00	PCI/L	3.79E+01		U
Drinking Water	Indicator	DW-1	28-Jan-14	Composite	BETA	2.67E+00	PCI/L	3.03E+00	4	U
Drinking Water	Indicator	DW-1	28-Jan-14	Composite	Cerium-141	-1.28E+00	PCI/L	7.39E+00		U
Drinking Water	Indicator	DW-1	28-Jan-14	Composite	Cerium-144	1.30E+01	PCI/L	3.06E+01		U
Drinking Water	Indicator	DW-1	28-Jan-14	Composite	Cesium-134	2.49E+00	PCI/L	5.16E+00	15	U
Drinking Water	Indicator	DW-1	28-Jan-14	Composite	Cesium-137	-2.56E-01	PCI/L	4.50E+00	18	U

Fermi 2 - 2014
Annual Radiological Environmental Operating Report
Appendix C - Environmental Data Table

Medium	Location Category	Location ID	Date	Sample Type	Parameter	Result	Units	MDA	LLD	Lab Qualifier
Drinking Water	Indicator	DW-1	28-Jan-14	Composite	Chromium-51	2.69E+00	PCI/L	3.87E+01		U
Drinking Water	Indicator	DW-1	28-Jan-14	Composite	Cobalt-57	1.96E+00	PCI/L	4.42E+00		U
Drinking Water	Indicator	DW-1	28-Jan-14	Composite	Cobalt-58	-4.82E-01	PCI/L	4.22E+00	15	U
Drinking Water	Indicator	DW-1	28-Jan-14	Composite	Cobalt-60	1.14E-01	PCI/L	4.46E+00	15	U
Drinking Water	Indicator	DW-1	28-Jan-14	Composite	Iodine-131	1.68E+00	PCI/L	5.84E+00		U
Drinking Water	Indicator	DW-1	28-Jan-14	Composite	Iron-59	-4.83E+00	PCI/L	6.34E+00	30	U
Drinking Water	Indicator	DW-1	28-Jan-14	Composite	Lanthanum-140	2.17E+00	PCI/L	6.83E+00	15	U
Drinking Water	Indicator	DW-1	28-Jan-14	Composite	Manganese-54	-6.02E-01	PCI/L	4.53E+00	15	U
Drinking Water	Indicator	DW-1	28-Jan-14	Composite	Niobium-95	-2.99E-01	PCI/L	3.71E+00	15	U
Drinking Water	Indicator	DW-1	28-Jan-14	Composite	Potassium-40	2.32E+01	PCI/L	7.61E+01		U
Drinking Water	Indicator	DW-1	28-Jan-14	Composite	Ruthenium-103	8.27E-01	PCI/L	4.76E+00		U
Drinking Water	Indicator	DW-1	28-Jan-14	Composite	Ruthenium-106	-2.19E+01	PCI/L	3.37E+01		U
Drinking Water	Indicator	DW-1	28-Jan-14	Composite	Selenium-75	-2.45E+00	PCI/L	5.90E+00		U
Drinking Water	Indicator	DW-1	28-Jan-14	Composite	Silver-108m	4.04E-01	PCI/L	3.88E+00		U
Drinking Water	Indicator	DW-1	28-Jan-14	Composite	Silver-110m	-2.52E-01	PCI/L	3.36E+00		U
Drinking Water	Indicator	DW-1	28-Jan-14	Composite	Strontium-89	8.09E-01	PCI/L	1.76E+00	10	U
Drinking Water	Indicator	DW-1	28-Jan-14	Composite	Strontium-90	-6.32E-01	PCI/L	1.70E+00	2	U
Drinking Water	Indicator	DW-1	28-Jan-14	Composite	Thorium-228	-3.05E+00	PCI/L	8.23E+00		U
Drinking Water	Indicator	DW-1	28-Jan-14	Composite	Zinc-65	1.01E+00	PCI/L	8.13E+00	30	U
Drinking Water	Indicator	DW-1	28-Jan-14	Composite	Zirconium-95	4.72E+00	PCI/L	9.87E+00	15	U
Drinking Water	Control	DW-2	28-Jan-14	Composite	Actinium-228	5.10E+00	PCI/L	2.08E+01		U
Drinking Water	Control	DW-2	28-Jan-14	Composite	Antimony-124	-3.00E+00	PCI/L	9.70E+00		U
Drinking Water	Control	DW-2	28-Jan-14	Composite	Antimony-125	2.15E+00	PCI/L	1.21E+01		U
Drinking Water	Control	DW-2	28-Jan-14	Composite	Barium-140	2.31E+00	PCI/L	6.30E+00	15	U
Drinking Water	Control	DW-2	28-Jan-14	Composite	Beryllium-7	-1.53E+01	PCI/L	2.97E+01		U
Drinking Water	Control	DW-2	28-Jan-14	Composite	BETA	4.00E-01	PCI/L	3.56E+00	4	U
Drinking Water	Control	DW-2	28-Jan-14	Composite	Cerium-141	-3.68E+00	PCI/L	6.77E+00		U
Drinking Water	Control	DW-2	28-Jan-14	Composite	Cerium-144	-7.32E+00	PCI/L	2.71E+01		U
Drinking Water	Control	DW-2	28-Jan-14	Composite	Cesium-134	-2.55E+00	PCI/L	4.17E+00	15	U
Drinking Water	Control	DW-2	28-Jan-14	Composite	Cesium-137	1.41E+00	PCI/L	5.16E+00	18	U
Drinking Water	Control	DW-2	28-Jan-14	Composite	Chromium-51	3.19E-01	PCI/L	3.83E+01		U
Drinking Water	Control	DW-2	28-Jan-14	Composite	Cobalt-57	6.97E-01	PCI/L	3.65E+00		U
Drinking Water	Control	DW-2	28-Jan-14	Composite	Cobalt-58	-1.80E+00	PCI/L	3.80E+00	15	U
Drinking Water	Control	DW-2	28-Jan-14	Composite	Cobalt-60	-6.85E-01	PCI/L	4.10E+00	15	U
Drinking Water	Control	DW-2	28-Jan-14	Composite	Iodine-131	3.55E-01	PCI/L	6.05E+00		U
Drinking Water	Control	DW-2	28-Jan-14	Composite	Iron-59	2.36E+00	PCI/L	9.09E+00	30	U
Drinking Water	Control	DW-2	28-Jan-14	Composite	Lanthanum-140	2.31E+00	PCI/L	6.30E+00	15	U
Drinking Water	Control	DW-2	28-Jan-14	Composite	Manganese-54	1.20E+00	PCI/L	4.58E+00	15	U
Drinking Water	Control	DW-2	28-Jan-14	Composite	Niobium-95	-6.00E-01	PCI/L	4.57E+00	15	U
Drinking Water	Control	DW-2	28-Jan-14	Composite	Potassium-40	3.49E+00	PCI/L	7.18E+01		U
Drinking Water	Control	DW-2	28-Jan-14	Composite	Ruthenium-103	-1.39E+00	PCI/L	4.27E+00		U
Drinking Water	Control	DW-2	28-Jan-14	Composite	Ruthenium-106	9.57E+00	PCI/L	4.11E+01		U
Drinking Water	Control	DW-2	28-Jan-14	Composite	Selenium-75	5.10E-01	PCI/L	6.02E+00		U
Drinking Water	Control	DW-2	28-Jan-14	Composite	Silver-108m	-7.22E-01	PCI/L	3.22E+00		U
Drinking Water	Control	DW-2	28-Jan-14	Composite	Silver-110m	1.17E+00	PCI/L	4.63E+00		U
Drinking Water	Control	DW-2	28-Jan-14	Composite	Strontium-89	-1.81E+00	PCI/L	1.72E+00	10	U
Drinking Water	Control	DW-2	28-Jan-14	Composite	Strontium-90	1.04E+00	PCI/L	1.74E+00	2	U
Drinking Water	Control	DW-2	28-Jan-14	Composite	Thorium-228	1.43E+00	PCI/L	8.49E+00		U
Drinking Water	Control	DW-2	28-Jan-14	Composite	Zinc-65	-2.25E+00	PCI/L	9.86E+00	30	U
Drinking Water	Control	DW-2	28-Jan-14	Composite	Zirconium-95	-3.17E+00	PCI/L	7.03E+00	15	U
Drinking Water	Indicator	DW-1	25-Feb-14	Composite	Actinium-228	6.66E+00	PCI/L	2.10E+01		U
Drinking Water	Indicator	DW-1	25-Feb-14	Composite	Antimony-124	-2.70E+00	PCI/L	5.69E+00		U

Fermi 2 - 2014
Annual Radiological Environmental Operating Report
Appendix C - Environmental Data Table

Medium	Location Category	Location ID	Date	Sample Type	Parameter	Result	Units	MDA	LLD	Lab Qualifier
Drinking Water	Indicator	DW-1	25-Feb-14	Composite	Antimony-125	2.83E+00	PCI/L	1.25E+01		U
Drinking Water	Indicator	DW-1	25-Feb-14	Composite	Barium-140	-1.62E+00	PCI/L	7.48E+00	15	U
Drinking Water	Indicator	DW-1	25-Feb-14	Composite	Beryllium-7	-1.80E+01	PCI/L	3.50E+01		U
Drinking Water	Indicator	DW-1	25-Feb-14	Composite	BETA	2.97E+00	PCI/L	3.20E+00	4	U
Drinking Water	Indicator	DW-1	25-Feb-14	Composite	Cerium-141	-3.64E+00	PCI/L	7.92E+00		U
Drinking Water	Indicator	DW-1	25-Feb-14	Composite	Cerium-144	-6.64E+00	PCI/L	2.91E+01		U
Drinking Water	Indicator	DW-1	25-Feb-14	Composite	Cesium-134	2.38E+00	PCI/L	4.69E+00	15	U
Drinking Water	Indicator	DW-1	25-Feb-14	Composite	Cesium-137	-6.61E-01	PCI/L	4.60E+00	18	U
Drinking Water	Indicator	DW-1	25-Feb-14	Composite	Chromium-51	1.60E+01	PCI/L	4.26E+01		U
Drinking Water	Indicator	DW-1	25-Feb-14	Composite	Cobalt-57	-1.07E+00	PCI/L	4.17E+00		U
Drinking Water	Indicator	DW-1	25-Feb-14	Composite	Cobalt-58	1.57E+00	PCI/L	4.17E+00	15	U
Drinking Water	Indicator	DW-1	25-Feb-14	Composite	Cobalt-60	-2.56E+00	PCI/L	3.49E+00	15	U
Drinking Water	Indicator	DW-1	25-Feb-14	Composite	Iodine-131	-2.99E+00	PCI/L	6.60E+00		U
Drinking Water	Indicator	DW-1	25-Feb-14	Composite	Iron-59	4.87E-01	PCI/L	9.63E+00	30	U
Drinking Water	Indicator	DW-1	25-Feb-14	Composite	Lanthanum-140	-1.62E+00	PCI/L	7.48E+00	15	U
Drinking Water	Indicator	DW-1	25-Feb-14	Composite	Manganese-54	2.37E+00	PCI/L	5.18E+00	15	U
Drinking Water	Indicator	DW-1	25-Feb-14	Composite	Niobium-95	1.96E+00	PCI/L	5.00E+00	15	U
Drinking Water	Indicator	DW-1	25-Feb-14	Composite	Potassium-40	7.68E+00	PCI/L	5.18E+01		U
Drinking Water	Indicator	DW-1	25-Feb-14	Composite	Ruthenium-103	1.09E+00	PCI/L	5.16E+00		U
Drinking Water	Indicator	DW-1	25-Feb-14	Composite	Ruthenium-106	9.16E+00	PCI/L	3.96E+01		U
Drinking Water	Indicator	DW-1	25-Feb-14	Composite	Selenium-75	2.31E+00	PCI/L	5.99E+00		U
Drinking Water	Indicator	DW-1	25-Feb-14	Composite	Silver-108m	-1.85E+00	PCI/L	3.83E+00		U
Drinking Water	Indicator	DW-1	25-Feb-14	Composite	Silver-110m	-8.15E-01	PCI/L	3.89E+00		U
Drinking Water	Indicator	DW-1	25-Feb-14	Composite	Strontium-89	-1.41E+00	PCI/L	2.30E+00	10	U
Drinking Water	Indicator	DW-1	25-Feb-14	Composite	Strontium-90	2.45E-01	PCI/L	1.88E+00	2	U
Drinking Water	Indicator	DW-1	25-Feb-14	Composite	Thorium-228	6.46E-01	PCI/L	9.56E+00		U
Drinking Water	Indicator	DW-1	25-Feb-14	Composite	Zinc-65	-1.70E+00	PCI/L	8.66E+00	30	U
Drinking Water	Indicator	DW-1	25-Feb-14	Composite	Zirconium-95	1.90E+00	PCI/L	8.03E+00	15	U
Drinking Water	Control	DW-2	25-Feb-14	Composite	Actinium-228	-4.92E+00	PCI/L	1.84E+01		U
Drinking Water	Control	DW-2	25-Feb-14	Composite	Antimony-124	-3.91E+00	PCI/L	7.81E+00		U
Drinking Water	Control	DW-2	25-Feb-14	Composite	Antimony-125	5.56E+00	PCI/L	1.23E+01		U
Drinking Water	Control	DW-2	25-Feb-14	Composite	Barium-140	-2.88E+00	PCI/L	3.01E+00	15	U
Drinking Water	Control	DW-2	25-Feb-14	Composite	Beryllium-7	2.18E+01	PCI/L	3.63E+01		U
Drinking Water	Control	DW-2	25-Feb-14	Composite	BETA	4.87E+00	PCI/L	3.78E+00	4	
Drinking Water	Control	DW-2	25-Feb-14	Composite	Cerium-141	-1.98E+00	PCI/L	7.92E+00		U
Drinking Water	Control	DW-2	25-Feb-14	Composite	Cerium-144	8.35E-01	PCI/L	3.23E+01		U
Drinking Water	Control	DW-2	25-Feb-14	Composite	Cesium-134	3.67E-01	PCI/L	4.75E+00	15	U
Drinking Water	Control	DW-2	25-Feb-14	Composite	Cesium-137	-1.56E+00	PCI/L	3.14E+00	18	U
Drinking Water	Control	DW-2	25-Feb-14	Composite	Chromium-51	-5.08E+00	PCI/L	3.94E+01		U
Drinking Water	Control	DW-2	25-Feb-14	Composite	Cobalt-57	-1.09E+00	PCI/L	3.85E+00		U
Drinking Water	Control	DW-2	25-Feb-14	Composite	Cobalt-58	9.58E-02	PCI/L	4.53E+00	15	U
Drinking Water	Control	DW-2	25-Feb-14	Composite	Cobalt-60	3.52E+00	PCI/L	6.60E+00	15	U
Drinking Water	Control	DW-2	25-Feb-14	Composite	Iodine-131	-2.56E+00	PCI/L	7.07E+00		U
Drinking Water	Control	DW-2	25-Feb-14	Composite	Iron-59	-3.92E+00	PCI/L	7.41E+00	30	U
Drinking Water	Control	DW-2	25-Feb-14	Composite	Lanthanum-140	-2.88E+00	PCI/L	3.01E+00	15	U
Drinking Water	Control	DW-2	25-Feb-14	Composite	Manganese-54	-2.09E-01	PCI/L	4.39E+00	15	U
Drinking Water	Control	DW-2	25-Feb-14	Composite	Niobium-95	-1.19E+00	PCI/L	2.41E+00	15	U
Drinking Water	Control	DW-2	25-Feb-14	Composite	Potassium-40	1.26E+01	PCI/L	7.58E+01		U
Drinking Water	Control	DW-2	25-Feb-14	Composite	Ruthenium-103	-1.45E+00	PCI/L	4.02E+00		U
Drinking Water	Control	DW-2	25-Feb-14	Composite	Ruthenium-106	-1.03E+01	PCI/L	4.05E+01		U
Drinking Water	Control	DW-2	25-Feb-14	Composite	Selenium-75	-2.17E-01	PCI/L	6.11E+00		U
Drinking Water	Control	DW-2	25-Feb-14	Composite	Silver-108m	2.58E+00	PCI/L	4.25E+00		U

Fermi 2 - 2014
Annual Radiological Environmental Operating Report
Appendix C - Environmental Data Table

Medium	Location Category	Location ID	Date	Sample Type	Parameter	Result	Units	MDA	LLD	Lab Qualifier
Drinking Water	Control	DW-2	25-Feb-14	Composite	Silver-110m	-1.15E+00	PCI/L	3.08E+00		U
Drinking Water	Control	DW-2	25-Feb-14	Composite	Strontium-89	-1.99E+00	PCI/L	2.13E+00	10	U
Drinking Water	Control	DW-2	25-Feb-14	Composite	Strontium-90	1.52E+00	PCI/L	1.88E+00	2	U
Drinking Water	Control	DW-2	25-Feb-14	Composite	Thorium-228	4.75E+00	PCI/L	1.02E+01		U
Drinking Water	Control	DW-2	25-Feb-14	Composite	Zinc-65	2.91E+00	PCI/L	9.64E+00	30	U
Drinking Water	Control	DW-2	25-Feb-14	Composite	Zirconium-95	-5.34E-01	PCI/L	7.38E+00	15	U
Drinking Water	Indicator	DW-1	25-Mar-14	Composite	Actinium-228	8.48E+00	PCI/L	2.17E+01		U
Drinking Water	Indicator	DW-1	25-Mar-14	Composite	Antimony-124	3.25E+00	PCI/L	9.30E+00		U
Drinking Water	Indicator	DW-1	25-Mar-14	Composite	Antimony-125	1.32E+00	PCI/L	1.28E+01		U
Drinking Water	Indicator	DW-1	25-Mar-14	Composite	Barium-140	-3.79E+00	PCI/L	4.63E+00	15	U
Drinking Water	Indicator	DW-1	25-Mar-14	Composite	Beryllium-7	2.12E+00	PCI/L	3.91E+01		U
Drinking Water	Indicator	DW-1	25-Mar-14	Composite	BETA	2.79E+00	PCI/L	3.73E+00	4	U
Drinking Water	Indicator	DW-1	25-Mar-14	Composite	Cerium-141	3.34E-01	PCI/L	7.23E+00		U
Drinking Water	Indicator	DW-1	25-Mar-14	Composite	Cerium-144	2.48E+00	PCI/L	2.81E+01		U
Drinking Water	Indicator	DW-1	25-Mar-14	Composite	Cesium-134	3.87E+00	PCI/L	5.96E+00	15	U
Drinking Water	Indicator	DW-1	25-Mar-14	Composite	Cesium-137	-1.95E+00	PCI/L	3.98E+00	18	U
Drinking Water	Indicator	DW-1	25-Mar-14	Composite	Chromium-51	6.52E+00	PCI/L	4.20E+01		U
Drinking Water	Indicator	DW-1	25-Mar-14	Composite	Cobalt-57	-4.53E-01	PCI/L	3.73E+00		U
Drinking Water	Indicator	DW-1	25-Mar-14	Composite	Cobalt-58	-7.48E-01	PCI/L	4.21E+00	15	U
Drinking Water	Indicator	DW-1	25-Mar-14	Composite	Cobalt-60	8.82E-01	PCI/L	4.76E+00	15	U
Drinking Water	Indicator	DW-1	25-Mar-14	Composite	Iodine-131	1.84E+00	PCI/L	6.42E+00		U
Drinking Water	Indicator	DW-1	25-Mar-14	Composite	Iron-59	-3.32E+00	PCI/L	7.55E+00	30	U
Drinking Water	Indicator	DW-1	25-Mar-14	Composite	Lanthanum-140	-3.79E+00	PCI/L	4.63E+00	15	U
Drinking Water	Indicator	DW-1	25-Mar-14	Composite	Manganese-54	-4.94E-01	PCI/L	4.41E+00	15	U
Drinking Water	Indicator	DW-1	25-Mar-14	Composite	Niobium-95	1.48E+00	PCI/L	5.10E+00	15	U
Drinking Water	Indicator	DW-1	25-Mar-14	Composite	Potassium-40	1.52E+01	PCI/L	6.94E+01		U
Drinking Water	Indicator	DW-1	25-Mar-14	Composite	Ruthenium-103	-4.13E-01	PCI/L	4.50E+00		U
Drinking Water	Indicator	DW-1	25-Mar-14	Composite	Ruthenium-106	2.44E+01	PCI/L	2.95E+01		U
Drinking Water	Indicator	DW-1	25-Mar-14	Composite	Selenium-75	2.80E+00	PCI/L	6.28E+00		U
Drinking Water	Indicator	DW-1	25-Mar-14	Composite	Silver-108m	3.18E-01	PCI/L	4.02E+00		U
Drinking Water	Indicator	DW-1	25-Mar-14	Composite	Silver-110m	-3.70E-01	PCI/L	4.18E+00		U
Drinking Water	Indicator	DW-1	25-Mar-14	Composite	Strontium-89	6.29E-01	PCI/L	1.91E+00	10	U
Drinking Water	Indicator	DW-1	25-Mar-14	Composite	Strontium-90	-4.36E-01	PCI/L	1.79E+00	2	U
Drinking Water	Indicator	DW-1	25-Mar-14	Composite	Thorium-228	2.00E+00	PCI/L	7.69E+00		U
Drinking Water	Indicator	DW-1	25-Mar-14	Composite	Tritium	-1.87E+01	PCI/L	3.96E+02	500	U
Drinking Water	Indicator	DW-1	25-Mar-14	Composite	Zinc-65	7.64E-02	PCI/L	1.02E+01	30	U
Drinking Water	Indicator	DW-1	25-Mar-14	Composite	Zirconium-95	3.30E+00	PCI/L	9.10E+00	15	U
Drinking Water	Control	DW-2	25-Mar-14	Composite	Actinium-228	9.44E-01	PCI/L	2.04E+01		U
Drinking Water	Control	DW-2	25-Mar-14	Composite	Antimony-124	4.84E-02	PCI/L	9.84E+00		U
Drinking Water	Control	DW-2	25-Mar-14	Composite	Antimony-125	-4.36E+00	PCI/L	1.20E+01		U
Drinking Water	Control	DW-2	25-Mar-14	Composite	Barium-140	-3.20E+00	PCI/L	5.23E+00	15	U
Drinking Water	Control	DW-2	25-Mar-14	Composite	Beryllium-7	1.10E+01	PCI/L	3.86E+01		U
Drinking Water	Control	DW-2	25-Mar-14	Composite	BETA	3.15E+00	PCI/L	3.54E+00	4	U
Drinking Water	Control	DW-2	25-Mar-14	Composite	Cerium-141	2.10E+00	PCI/L	7.83E+00		U
Drinking Water	Control	DW-2	25-Mar-14	Composite	Cerium-144	-1.80E+01	PCI/L	3.11E+01		U
Drinking Water	Control	DW-2	25-Mar-14	Composite	Cesium-134	-8.32E-01	PCI/L	5.48E+00	15	U
Drinking Water	Control	DW-2	25-Mar-14	Composite	Cesium-137	6.92E-01	PCI/L	4.59E+00	18	U
Drinking Water	Control	DW-2	25-Mar-14	Composite	Chromium-51	-6.12E+00	PCI/L	3.79E+01		U
Drinking Water	Control	DW-2	25-Mar-14	Composite	Cobalt-57	9.91E-01	PCI/L	4.26E+00		U
Drinking Water	Control	DW-2	25-Mar-14	Composite	Cobalt-58	-1.66E+00	PCI/L	2.84E+00	15	U
Drinking Water	Control	DW-2	25-Mar-14	Composite	Cobalt-60	5.54E-01	PCI/L	4.85E+00	15	U
Drinking Water	Control	DW-2	25-Mar-14	Composite	Iodine-131	4.60E-01	PCI/L	5.54E+00		U

Fermi 2 - 2014
Annual Radiological Environmental Operating Report
Appendix C - Environmental Data Table

Medium	Location Category	Location ID	Date	Sample Type	Parameter	Result	Units	MDA	LLD	Lab Qualifier
Drinking Water	Control	DW-2	25-Mar-14	Composite	Iron-59	-2.43E-01	PCI/L	8.24E+00	30	U
Drinking Water	Control	DW-2	25-Mar-14	Composite	Lanthanum-140	-3.20E+00	PCI/L	5.23E+00	15	U
Drinking Water	Control	DW-2	25-Mar-14	Composite	Manganese-54	2.00E+00	PCI/L	4.26E+00	15	U
Drinking Water	Control	DW-2	25-Mar-14	Composite	Niobium-95	7.31E-01	PCI/L	4.69E+00	15	U
Drinking Water	Control	DW-2	25-Mar-14	Composite	Potassium-40	4.08E+00	PCI/L	5.30E+01		U
Drinking Water	Control	DW-2	25-Mar-14	Composite	Ruthenium-103	-1.93E-01	PCI/L	4.66E+00		U
Drinking Water	Control	DW-2	25-Mar-14	Composite	Ruthenium-106	-6.88E+00	PCI/L	4.30E+01		U
Drinking Water	Control	DW-2	25-Mar-14	Composite	Selenium-75	-7.69E-01	PCI/L	6.11E+00		U
Drinking Water	Control	DW-2	25-Mar-14	Composite	Silver-108m	9.35E-01	PCI/L	4.42E+00		U
Drinking Water	Control	DW-2	25-Mar-14	Composite	Silver-110m	5.15E-01	PCI/L	4.01E+00		U
Drinking Water	Control	DW-2	25-Mar-14	Composite	Strontium-89	1.99E-01	PCI/L	2.12E+00	10	U
Drinking Water	Control	DW-2	25-Mar-14	Composite	Strontium-90	-9.07E-01	PCI/L	1.66E+00	2	U
Drinking Water	Control	DW-2	25-Mar-14	Composite	Thorium-228	8.41E+00	PCI/L	1.10E+01		U
Drinking Water	Control	DW-2	25-Mar-14	Composite	Tritium	1.67E+02	PCI/L	3.94E+02	500	U
Drinking Water	Control	DW-2	25-Mar-14	Composite	Zinc-65	5.06E+00	PCI/L	9.82E+00	30	U
Drinking Water	Control	DW-2	25-Mar-14	Composite	Zirconium-95	-1.96E+00	PCI/L	7.07E+00	15	U
Drinking Water	Indicator	DW-1	28-Apr-14	Composite	Actinium-228	9.13E+00	PCI/L	2.13E+01		U
Drinking Water	Indicator	DW-1	28-Apr-14	Composite	Antimony-124	1.06E+00	PCI/L	1.14E+01		U
Drinking Water	Indicator	DW-1	28-Apr-14	Composite	Antimony-125	-2.45E+00	PCI/L	1.24E+01		U
Drinking Water	Indicator	DW-1	28-Apr-14	Composite	Barium-140	-1.19E+00	PCI/L	5.82E+00	15	U
Drinking Water	Indicator	DW-1	28-Apr-14	Composite	Beryllium-7	-2.70E+00	PCI/L	3.64E+01		U
Drinking Water	Indicator	DW-1	28-Apr-14	Composite	BETA	8.84E-01	PCI/L	2.51E+00	4	U
Drinking Water	Indicator	DW-1	28-Apr-14	Composite	Cerium-141	2.02E+00	PCI/L	8.74E+00		U
Drinking Water	Indicator	DW-1	28-Apr-14	Composite	Cerium-144	5.81E+00	PCI/L	3.34E+01		U
Drinking Water	Indicator	DW-1	28-Apr-14	Composite	Cesium-134	6.59E-01	PCI/L	5.04E+00	15	U
Drinking Water	Indicator	DW-1	28-Apr-14	Composite	Cesium-137	7.88E-02	PCI/L	5.45E+00	18	U
Drinking Water	Indicator	DW-1	28-Apr-14	Composite	Chromium-51	-1.06E+01	PCI/L	4.06E+01		U
Drinking Water	Indicator	DW-1	28-Apr-14	Composite	Cobalt-57	8.12E-01	PCI/L	4.57E+00		U
Drinking Water	Indicator	DW-1	28-Apr-14	Composite	Cobalt-58	-1.37E+00	PCI/L	3.54E+00	15	U
Drinking Water	Indicator	DW-1	28-Apr-14	Composite	Cobalt-60	-9.69E-01	PCI/L	5.23E+00	15	U
Drinking Water	Indicator	DW-1	28-Apr-14	Composite	Iodine-131	-1.40E+00	PCI/L	4.67E+00		U
Drinking Water	Indicator	DW-1	28-Apr-14	Composite	Iron-59	-2.94E+00	PCI/L	7.66E+00	30	U
Drinking Water	Indicator	DW-1	28-Apr-14	Composite	Lanthanum-140	-1.19E+00	PCI/L	5.82E+00	15	U
Drinking Water	Indicator	DW-1	28-Apr-14	Composite	Manganese-54	-5.77E-01	PCI/L	4.04E+00	15	U
Drinking Water	Indicator	DW-1	28-Apr-14	Composite	Niobium-95	-4.10E-01	PCI/L	4.25E+00	15	U
Drinking Water	Indicator	DW-1	28-Apr-14	Composite	Potassium-40	-2.04E+01	PCI/L	5.73E+01		U
Drinking Water	Indicator	DW-1	28-Apr-14	Composite	Ruthenium-103	-8.68E-01	PCI/L	4.39E+00		U
Drinking Water	Indicator	DW-1	28-Apr-14	Composite	Ruthenium-106	1.99E+01	PCI/L	4.74E+01		U
Drinking Water	Indicator	DW-1	28-Apr-14	Composite	Selenium-75	-7.31E-01	PCI/L	6.55E+00		U
Drinking Water	Indicator	DW-1	28-Apr-14	Composite	Silver-108m	1.15E+00	PCI/L	4.46E+00		U
Drinking Water	Indicator	DW-1	28-Apr-14	Composite	Silver-110m	2.98E+00	PCI/L	5.06E+00		U
Drinking Water	Indicator	DW-1	28-Apr-14	Composite	Strontium-89	1.65E+00	PCI/L	2.79E+00	10	U
Drinking Water	Indicator	DW-1	28-Apr-14	Composite	Strontium-90	-3.26E-01	PCI/L	1.66E+00	2	U
Drinking Water	Indicator	DW-1	28-Apr-14	Composite	Thorium-228	2.26E+00	PCI/L	1.02E+01		U
Drinking Water	Indicator	DW-1	28-Apr-14	Composite	Zinc-65	-1.94E+00	PCI/L	1.10E+01	30	U
Drinking Water	Indicator	DW-1	28-Apr-14	Composite	Zirconium-95	-3.13E+00	PCI/L	5.87E+00	15	U
Drinking Water	Control	DW-2	28-Apr-14	Composite	Actinium-228	-2.81E+00	PCI/L	1.43E+01		U
Drinking Water	Control	DW-2	28-Apr-14	Composite	Antimony-124	-1.25E+00	PCI/L	6.69E+00		U
Drinking Water	Control	DW-2	28-Apr-14	Composite	Antimony-125	-6.02E+00	PCI/L	1.05E+01		U
Drinking Water	Control	DW-2	28-Apr-14	Composite	Barium-140	2.45E-01	PCI/L	5.32E+00	15	U
Drinking Water	Control	DW-2	28-Apr-14	Composite	Beryllium-7	-2.31E+01	PCI/L	2.80E+01		U
Drinking Water	Control	DW-2	28-Apr-14	Composite	BETA	3.27E+00	PCI/L	2.71E+00	4	M

Fermi 2 - 2014
Annual Radiological Environmental Operating Report
Appendix C - Environmental Data Table

Medium	Location Category	Location ID	Date	Sample Type	Parameter	Result	Units	MDA	LLD	Lab Qualifier
Drinking Water	Control	DW-2	28-Apr-14	Composite	Cerium-141	3.25E+00	PCI/L	6.51E+00		U
Drinking Water	Control	DW-2	28-Apr-14	Composite	Cerium-144	8.54E+00	PCI/L	2.87E+01		U
Drinking Water	Control	DW-2	28-Apr-14	Composite	Cesium-134	1.43E+00	PCI/L	4.23E+00	15	U
Drinking Water	Control	DW-2	28-Apr-14	Composite	Cesium-137	4.33E+00	PCI/L	4.12E+00	18	UI
Drinking Water	Control	DW-2	28-Apr-14	Composite	Chromium-51	1.63E+01	PCI/L	3.64E+01		U
Drinking Water	Control	DW-2	28-Apr-14	Composite	Cobalt-57	-7.24E-01	PCI/L	3.70E+00		U
Drinking Water	Control	DW-2	28-Apr-14	Composite	Cobalt-58	-1.63E+00	PCI/L	3.33E+00	15	U
Drinking Water	Control	DW-2	28-Apr-14	Composite	Cobalt-60	7.32E-01	PCI/L	4.37E+00	15	U
Drinking Water	Control	DW-2	28-Apr-14	Composite	Iodine-131	-6.55E-01	PCI/L	4.05E+00		U
Drinking Water	Control	DW-2	28-Apr-14	Composite	Iron-59	1.08E+00	PCI/L	7.17E+00	30	U
Drinking Water	Control	DW-2	28-Apr-14	Composite	Lanthanum-140	2.45E-01	PCI/L	5.32E+00	15	U
Drinking Water	Control	DW-2	28-Apr-14	Composite	Manganese-54	-6.15E-01	PCI/L	3.70E+00	15	U
Drinking Water	Control	DW-2	28-Apr-14	Composite	Niobium-95	-1.13E+00	PCI/L	3.43E+00	15	U
Drinking Water	Control	DW-2	28-Apr-14	Composite	Potassium-40	8.97E+00	PCI/L	5.40E+01		U
Drinking Water	Control	DW-2	28-Apr-14	Composite	Ruthenium-103	-1.17E+00	PCI/L	3.39E+00		U
Drinking Water	Control	DW-2	28-Apr-14	Composite	Ruthenium-106	-1.15E+01	PCI/L	3.01E+01		U
Drinking Water	Control	DW-2	28-Apr-14	Composite	Selenium-75	4.81E-01	PCI/L	5.21E+00		U
Drinking Water	Control	DW-2	28-Apr-14	Composite	Silver-108m	-1.78E-01	PCI/L	3.79E+00		U
Drinking Water	Control	DW-2	28-Apr-14	Composite	Silver-110m	2.57E+00	PCI/L	3.97E+00		U
Drinking Water	Control	DW-2	28-Apr-14	Composite	Strontium-89	-2.70E+00	PCI/L	3.14E+00	10	U
Drinking Water	Control	DW-2	28-Apr-14	Composite	Strontium-90	1.28E-01	PCI/L	1.73E+00	2	U
Drinking Water	Control	DW-2	28-Apr-14	Composite	Thorium-228	-3.39E+00	PCI/L	8.59E+00		U
Drinking Water	Control	DW-2	28-Apr-14	Composite	Zinc-65	-2.13E+00	PCI/L	8.52E+00	30	U
Drinking Water	Control	DW-2	28-Apr-14	Composite	Zirconium-95	5.30E-01	PCI/L	7.31E+00	15	U
Drinking Water	Indicator	DW-1	27-May-14	Composite	Actinium-228	6.75E+00	PCI/L	5.53E+00		UI
Drinking Water	Indicator	DW-1	27-May-14	Composite	Antimony-124	-2.16E-01	PCI/L	3.96E+00		U
Drinking Water	Indicator	DW-1	27-May-14	Composite	Antimony-125	6.30E-01	PCI/L	4.75E+00		U
Drinking Water	Indicator	DW-1	27-May-14	Composite	Barium-140	-1.14E-01	PCI/L	2.74E+00	15	U
Drinking Water	Indicator	DW-1	27-May-14	Composite	Beryllium-7	-9.10E-01	PCI/L	1.41E+01		U
Drinking Water	Indicator	DW-1	27-May-14	Composite	BETA	4.41E-01	PCI/L	2.79E+00	4	U
Drinking Water	Indicator	DW-1	27-May-14	Composite	Cerium-141	3.31E-01	PCI/L	3.14E+00		U
Drinking Water	Indicator	DW-1	27-May-14	Composite	Cerium-144	-3.25E+00	PCI/L	1.12E+01		U
Drinking Water	Indicator	DW-1	27-May-14	Composite	Cesium-134	7.64E-01	PCI/L	1.80E+00	15	U
Drinking Water	Indicator	DW-1	27-May-14	Composite	Cesium-137	-1.90E-01	PCI/L	1.70E+00	18	U
Drinking Water	Indicator	DW-1	27-May-14	Composite	Chromium-51	-5.00E+00	PCI/L	1.56E+01		U
Drinking Water	Indicator	DW-1	27-May-14	Composite	Cobalt-57	-8.23E-01	PCI/L	1.52E+00		U
Drinking Water	Indicator	DW-1	27-May-14	Composite	Cobalt-58	-4.40E-01	PCI/L	1.57E+00	15	U
Drinking Water	Indicator	DW-1	27-May-14	Composite	Cobalt-60	5.57E-01	PCI/L	1.82E+00	15	U
Drinking Water	Indicator	DW-1	27-May-14	Composite	Iodine-131	4.47E-01	PCI/L	2.91E+00		U
Drinking Water	Indicator	DW-1	27-May-14	Composite	Iron-59	-1.24E-01	PCI/L	3.59E+00	30	U
Drinking Water	Indicator	DW-1	27-May-14	Composite	Lanthanum-140	-1.14E-01	PCI/L	2.74E+00	15	U
Drinking Water	Indicator	DW-1	27-May-14	Composite	Manganese-54	1.01E+00	PCI/L	1.76E+00	15	U
Drinking Water	Indicator	DW-1	27-May-14	Composite	Niobium-95	-1.57E+00	PCI/L	1.74E+00	15	U
Drinking Water	Indicator	DW-1	27-May-14	Composite	Potassium-40	2.49E+00	PCI/L	2.57E+01		U
Drinking Water	Indicator	DW-1	27-May-14	Composite	Ruthenium-103	6.42E-01	PCI/L	1.81E+00		U
Drinking Water	Indicator	DW-1	27-May-14	Composite	Ruthenium-106	3.80E-01	PCI/L	1.48E+01		U
Drinking Water	Indicator	DW-1	27-May-14	Composite	Selenium-75	-2.20E-01	PCI/L	2.26E+00		U
Drinking Water	Indicator	DW-1	27-May-14	Composite	Silver-108m	1.90E-01	PCI/L	1.55E+00		U
Drinking Water	Indicator	DW-1	27-May-14	Composite	Silver-110m	4.41E-01	PCI/L	1.60E+00		U
Drinking Water	Indicator	DW-1	27-May-14	Composite	Strontium-89	-2.00E+00	PCI/L	2.37E+00	10	U
Drinking Water	Indicator	DW-1	27-May-14	Composite	Strontium-90	9.31E-02	PCI/L	1.22E+00	2	U
Drinking Water	Indicator	DW-1	27-May-14	Composite	Thorium-228	8.92E-01	PCI/L	4.12E+00		U

Fermi 2 - 2014
Annual Radiological Environmental Operating Report
Appendix C - Environmental Data Table

Medium	Location Category	Location ID	Date	Sample Type	Parameter	Result	Units	MDA	LLD	Lab Qualifier
Drinking Water	Indicator	DW-1	27-May-14	Composite	Zinc-65	1.88E+00	PCI/L	3.55E+00	30	U
Drinking Water	Indicator	DW-1	27-May-14	Composite	Zirconium-95	1.38E-01	PCI/L	2.93E+00	15	U
Drinking Water	Control	DW-2	27-May-14	Composite	Actinium-228	-4.22E+00	PCI/L	5.79E+00		U
Drinking Water	Control	DW-2	27-May-14	Composite	Antimony-124	2.33E-01	PCI/L	3.09E+00		U
Drinking Water	Control	DW-2	27-May-14	Composite	Antimony-125	1.12E+00	PCI/L	3.88E+00		U
Drinking Water	Control	DW-2	27-May-14	Composite	Barium-140	2.15E-01	PCI/L	2.08E+00	15	U
Drinking Water	Control	DW-2	27-May-14	Composite	Beryllium-7	2.28E+00	PCI/L	1.30E+01		U
Drinking Water	Control	DW-2	27-May-14	Composite	BETA	1.46E+00	PCI/L	2.43E+00	4	U
Drinking Water	Control	DW-2	27-May-14	Composite	Cerium-141	1.10E+00	PCI/L	2.57E+00		U
Drinking Water	Control	DW-2	27-May-14	Composite	Cerium-144	-1.44E+00	PCI/L	9.58E+00		U
Drinking Water	Control	DW-2	27-May-14	Composite	Cesium-134	1.05E+00	PCI/L	1.60E+00	15	U
Drinking Water	Control	DW-2	27-May-14	Composite	Cesium-137	-5.26E-01	PCI/L	1.48E+00	18	U
Drinking Water	Control	DW-2	27-May-14	Composite	Chromium-51	-9.13E+00	PCI/L	1.33E+01		U
Drinking Water	Control	DW-2	27-May-14	Composite	Cobalt-57	5.24E-01	PCI/L	1.27E+00		U
Drinking Water	Control	DW-2	27-May-14	Composite	Cobalt-58	2.88E-01	PCI/L	1.38E+00	15	U
Drinking Water	Control	DW-2	27-May-14	Composite	Cobalt-60	1.14E+00	PCI/L	1.41E+00	15	U
Drinking Water	Control	DW-2	27-May-14	Composite	Iodine-131	3.61E-01	PCI/L	2.43E+00		U
Drinking Water	Control	DW-2	27-May-14	Composite	Iron-59	1.64E+00	PCI/L	2.79E+00	30	U
Drinking Water	Control	DW-2	27-May-14	Composite	Lanthanum-140	2.15E-01	PCI/L	2.08E+00	15	U
Drinking Water	Control	DW-2	27-May-14	Composite	Manganese-54	3.76E-01	PCI/L	1.36E+00	15	U
Drinking Water	Control	DW-2	27-May-14	Composite	Niobium-95	1.69E-01	PCI/L	1.42E+00	15	U
Drinking Water	Control	DW-2	27-May-14	Composite	Potassium-40	-5.71E+00	PCI/L	2.11E+01		U
Drinking Water	Control	DW-2	27-May-14	Composite	Ruthenium-103	1.73E-01	PCI/L	1.50E+00		U
Drinking Water	Control	DW-2	27-May-14	Composite	Ruthenium-106	1.29E+01	PCI/L	1.35E+01		U
Drinking Water	Control	DW-2	27-May-14	Composite	Selenium-75	4.53E-01	PCI/L	1.96E+00		U
Drinking Water	Control	DW-2	27-May-14	Composite	Silver-108m	-8.55E-01	PCI/L	1.21E+00		U
Drinking Water	Control	DW-2	27-May-14	Composite	Silver-110m	-7.95E-01	PCI/L	1.26E+00		U
Drinking Water	Control	DW-2	27-May-14	Composite	Strontium-89	-6.40E-01	PCI/L	3.09E+00	10	U
Drinking Water	Control	DW-2	27-May-14	Composite	Strontium-90	1.11E-01	PCI/L	1.79E+00	2	U
Drinking Water	Control	DW-2	27-May-14	Composite	Thorium-228	3.17E+00	PCI/L	3.10E+00		UI
Drinking Water	Control	DW-2	27-May-14	Composite	Zinc-65	-1.10E-01	PCI/L	2.90E+00	30	U
Drinking Water	Control	DW-2	27-May-14	Composite	Zirconium-95	-7.92E-01	PCI/L	2.37E+00	15	U
Drinking Water	Indicator	DW-1	24-Jun-14	Composite	Actinium-228	1.45E+00	PCI/L	2.34E+01		U
Drinking Water	Indicator	DW-1	24-Jun-14	Composite	Antimony-124	3.63E+00	PCI/L	1.26E+01		U
Drinking Water	Indicator	DW-1	24-Jun-14	Composite	Antimony-125	5.48E+00	PCI/L	1.35E+01		U
Drinking Water	Indicator	DW-1	24-Jun-14	Composite	Barium-140	1.37E+00	PCI/L	6.41E+00	15	U
Drinking Water	Indicator	DW-1	24-Jun-14	Composite	Beryllium-7	1.28E+00	PCI/L	3.82E+01		U
Drinking Water	Indicator	DW-1	24-Jun-14	Composite	BETA	1.47E+00	PCI/L	3.74E+00	4	U
Drinking Water	Indicator	DW-1	24-Jun-14	Composite	Cerium-141	6.43E-01	PCI/L	7.96E+00		U
Drinking Water	Indicator	DW-1	24-Jun-14	Composite	Cerium-144	-9.75E+00	PCI/L	2.76E+01		U
Drinking Water	Indicator	DW-1	24-Jun-14	Composite	Cesium-134	1.37E+00	PCI/L	5.50E+00	15	U
Drinking Water	Indicator	DW-1	24-Jun-14	Composite	Cesium-137	-2.65E+00	PCI/L	4.07E+00	18	U
Drinking Water	Indicator	DW-1	24-Jun-14	Composite	Chromium-51	2.92E+00	PCI/L	3.98E+01		U
Drinking Water	Indicator	DW-1	24-Jun-14	Composite	Cobalt-57	2.72E+00	PCI/L	4.29E+00		U
Drinking Water	Indicator	DW-1	24-Jun-14	Composite	Cobalt-58	-1.44E+00	PCI/L	4.09E+00	15	U
Drinking Water	Indicator	DW-1	24-Jun-14	Composite	Cobalt-60	-6.58E-01	PCI/L	4.10E+00	15	U
Drinking Water	Indicator	DW-1	24-Jun-14	Composite	Iodine-131	-3.64E+00	PCI/L	5.31E+00		U
Drinking Water	Indicator	DW-1	24-Jun-14	Composite	Iron-59	-2.60E+00	PCI/L	7.55E+00	30	U
Drinking Water	Indicator	DW-1	24-Jun-14	Composite	Lanthanum-140	1.37E+00	PCI/L	6.41E+00	15	U
Drinking Water	Indicator	DW-1	24-Jun-14	Composite	Manganese-54	1.42E+00	PCI/L	3.54E+00	15	U
Drinking Water	Indicator	DW-1	24-Jun-14	Composite	Niobium-95	1.13E+00	PCI/L	4.99E+00	15	U
Drinking Water	Indicator	DW-1	24-Jun-14	Composite	Potassium-40	-1.08E+01	PCI/L	6.04E+01		U

Fermi 2 - 2014
Annual Radiological Environmental Operating Report
Appendix C - Environmental Data Table

Medium	Location Category	Location ID	Date	Sample Type	Parameter	Result	Units	MDA	LLD	Lab Qualifier
Drinking Water	Indicator	DW-1	24-Jun-14	Composite	Ruthenium-103	-9.03E-01	PCI/L	4.67E+00		U
Drinking Water	Indicator	DW-1	24-Jun-14	Composite	Ruthenium-106	1.68E+01	PCI/L	4.72E+01		U
Drinking Water	Indicator	DW-1	24-Jun-14	Composite	Selenium-75	1.16E+00	PCI/L	6.22E+00		U
Drinking Water	Indicator	DW-1	24-Jun-14	Composite	Silver-108m	-1.31E+00	PCI/L	4.27E+00		U
Drinking Water	Indicator	DW-1	24-Jun-14	Composite	Silver-110m	2.85E+00	PCI/L	4.84E+00		U
Drinking Water	Indicator	DW-1	24-Jun-14	Composite	Strontium-89	7.86E-01	PCI/L	2.09E+00	10	U
Drinking Water	Indicator	DW-1	24-Jun-14	Composite	Strontium-90	-6.45E-01	PCI/L	1.80E+00	2	U
Drinking Water	Indicator	DW-1	24-Jun-14	Composite	Thorium-228	7.03E+00	PCI/L	1.05E+01		U
Drinking Water	Indicator	DW-1	24-Jun-14	Composite	Tritium	1.59E+02	PCI/L	4.27E+02	500	U
Drinking Water	Indicator	DW-1	24-Jun-14	Composite	Zinc-65	1.89E+00	PCI/L	7.69E+00	30	U
Drinking Water	Indicator	DW-1	24-Jun-14	Composite	Zirconium-95	-1.32E+00	PCI/L	8.68E+00	15	U
Drinking Water	Control	DW-2	24-Jun-14	Composite	Actinium-228	-2.70E+00	PCI/L	1.56E+01		U
Drinking Water	Control	DW-2	24-Jun-14	Composite	Antimony-124	2.05E+00	PCI/L	1.17E+01		U
Drinking Water	Control	DW-2	24-Jun-14	Composite	Antimony-125	-2.98E+00	PCI/L	1.14E+01		U
Drinking Water	Control	DW-2	24-Jun-14	Composite	Barium-140	1.82E+00	PCI/L	7.35E+00	15	U
Drinking Water	Control	DW-2	24-Jun-14	Composite	Beryllium-7	1.28E+01	PCI/L	4.10E+01		U
Drinking Water	Control	DW-2	24-Jun-14	Composite	BETA	1.05E+01	PCI/L	3.73E+00	4	
Drinking Water	Control	DW-2	24-Jun-14	Composite	Cerium-141	6.35E+00	PCI/L	8.19E+00		U
Drinking Water	Control	DW-2	24-Jun-14	Composite	Cerium-144	-6.57E+00	PCI/L	2.87E+01		U
Drinking Water	Control	DW-2	24-Jun-14	Composite	Cesium-134	-1.86E+00	PCI/L	4.31E+00	15	U
Drinking Water	Control	DW-2	24-Jun-14	Composite	Cesium-137	-1.39E+00	PCI/L	4.31E+00	18	U
Drinking Water	Control	DW-2	24-Jun-14	Composite	Chromium-51	5.62E+00	PCI/L	3.95E+01		U
Drinking Water	Control	DW-2	24-Jun-14	Composite	Cobalt-57	-5.91E-02	PCI/L	3.55E+00		U
Drinking Water	Control	DW-2	24-Jun-14	Composite	Cobalt-58	-9.39E-01	PCI/L	3.73E+00	15	U
Drinking Water	Control	DW-2	24-Jun-14	Composite	Cobalt-60	8.58E-01	PCI/L	4.76E+00	15	U
Drinking Water	Control	DW-2	24-Jun-14	Composite	Iodine-131	1.59E+00	PCI/L	5.75E+00		U
Drinking Water	Control	DW-2	24-Jun-14	Composite	Iron-59	-2.67E+00	PCI/L	7.48E+00	30	U
Drinking Water	Control	DW-2	24-Jun-14	Composite	Lanthanum-140	1.82E+00	PCI/L	7.35E+00	15	U
Drinking Water	Control	DW-2	24-Jun-14	Composite	Manganese-54	1.16E+00	PCI/L	4.74E+00	15	U
Drinking Water	Control	DW-2	24-Jun-14	Composite	Niobium-95	-6.62E-01	PCI/L	3.84E+00	15	U
Drinking Water	Control	DW-2	24-Jun-14	Composite	Potassium-40	2.87E+01	PCI/L	4.36E+01		U
Drinking Water	Control	DW-2	24-Jun-14	Composite	Ruthenium-103	5.96E-01	PCI/L	4.68E+00		U
Drinking Water	Control	DW-2	24-Jun-14	Composite	Ruthenium-106	1.78E+00	PCI/L	4.19E+01		U
Drinking Water	Control	DW-2	24-Jun-14	Composite	Selenium-75	-8.10E-01	PCI/L	5.79E+00		U
Drinking Water	Control	DW-2	24-Jun-14	Composite	Silver-108m	-3.40E-02	PCI/L	3.84E+00		U
Drinking Water	Control	DW-2	24-Jun-14	Composite	Silver-110m	6.29E-01	PCI/L	4.31E+00		U
Drinking Water	Control	DW-2	24-Jun-14	Composite	Strontium-89	3.86E-01	PCI/L	2.32E+00	10	U
Drinking Water	Control	DW-2	24-Jun-14	Composite	Strontium-90	1.04E+00	PCI/L	1.79E+00	2	U
Drinking Water	Control	DW-2	24-Jun-14	Composite	Thorium-228	7.17E+00	PCI/L	1.15E+01		U
Drinking Water	Control	DW-2	24-Jun-14	Composite	Tritium	1.77E+02	PCI/L	4.27E+02	500	U
Drinking Water	Control	DW-2	24-Jun-14	Composite	Zinc-65	-3.07E+00	PCI/L	8.56E+00	30	U
Drinking Water	Control	DW-2	24-Jun-14	Composite	Zirconium-95	3.00E+00	PCI/L	8.51E+00	15	U
Drinking Water	Indicator	DW-1	29-Jul-14	Composite	Actinium-228	-1.66E+00	PCI/L	2.24E+01		U
Drinking Water	Indicator	DW-1	29-Jul-14	Composite	Antimony-124	5.38E+00	PCI/L	1.44E+01		U
Drinking Water	Indicator	DW-1	29-Jul-14	Composite	Antimony-125	-9.78E-02	PCI/L	1.38E+01		U
Drinking Water	Indicator	DW-1	29-Jul-14	Composite	Barium-140	-3.66E+00	PCI/L	5.70E+00	15	U
Drinking Water	Indicator	DW-1	29-Jul-14	Composite	Beryllium-7	-2.08E+00	PCI/L	3.98E+01		U
Drinking Water	Indicator	DW-1	29-Jul-14	Composite	BETA	1.75E+00	PCI/L	2.56E+00	4	U
Drinking Water	Indicator	DW-1	29-Jul-14	Composite	Cerium-141	4.16E+00	PCI/L	8.15E+00		U
Drinking Water	Indicator	DW-1	29-Jul-14	Composite	Cerium-144	6.05E+00	PCI/L	3.12E+01		U
Drinking Water	Indicator	DW-1	29-Jul-14	Composite	Cesium-134	2.58E+00	PCI/L	4.95E+00	15	U
Drinking Water	Indicator	DW-1	29-Jul-14	Composite	Cesium-137	4.64E-01	PCI/L	5.06E+00	18	U

Fermi 2 - 2014
Annual Radiological Environmental Operating Report
Appendix C - Environmental Data Table

Medium	Location Category	Location ID	Date	Sample Type	Parameter	Result	Units	MDA	LLD	Lab Qualifier
Drinking Water	Indicator	DW-1	29-Jul-14	Composite	Chromium-51	-4.01E+00	PCI/L	3.91E+01		U
Drinking Water	Indicator	DW-1	29-Jul-14	Composite	Cobalt-57	-1.96E+00	PCI/L	3.90E+00		U
Drinking Water	Indicator	DW-1	29-Jul-14	Composite	Cobalt-58	-2.00E+00	PCI/L	3.62E+00	15	U
Drinking Water	Indicator	DW-1	29-Jul-14	Composite	Cobalt-60	-2.81E+00	PCI/L	4.35E+00	15	U
Drinking Water	Indicator	DW-1	29-Jul-14	Composite	Iodine-131	1.59E+00	PCI/L	6.17E+00		U
Drinking Water	Indicator	DW-1	29-Jul-14	Composite	Iron-59	2.38E+00	PCI/L	1.00E+01	30	U
Drinking Water	Indicator	DW-1	29-Jul-14	Composite	Lanthanum-140	-3.66E+00	PCI/L	5.70E+00	15	U
Drinking Water	Indicator	DW-1	29-Jul-14	Composite	Manganese-54	2.78E+00	PCI/L	5.03E+00	15	U
Drinking Water	Indicator	DW-1	29-Jul-14	Composite	Niobium-95	2.14E-01	PCI/L	4.07E+00	15	U
Drinking Water	Indicator	DW-1	29-Jul-14	Composite	Potassium-40	-2.47E-01	PCI/L	4.71E+01		U
Drinking Water	Indicator	DW-1	29-Jul-14	Composite	Ruthenium-103	-2.46E+00	PCI/L	4.07E+00		U
Drinking Water	Indicator	DW-1	29-Jul-14	Composite	Ruthenium-106	1.36E+01	PCI/L	4.65E+01		U
Drinking Water	Indicator	DW-1	29-Jul-14	Composite	Selenium-75	8.44E-01	PCI/L	5.81E+00		U
Drinking Water	Indicator	DW-1	29-Jul-14	Composite	Silver-108m	-7.90E-01	PCI/L	3.98E+00		U
Drinking Water	Indicator	DW-1	29-Jul-14	Composite	Silver-110m	-6.47E-01	PCI/L	4.60E+00		U
Drinking Water	Indicator	DW-1	29-Jul-14	Composite	Strontium-89	7.78E-01	PCI/L	3.10E+00	10	U
Drinking Water	Indicator	DW-1	29-Jul-14	Composite	Strontium-90	-4.74E-01	PCI/L	1.86E+00	2	U
Drinking Water	Indicator	DW-1	29-Jul-14	Composite	Thorium-228	5.69E+00	PCI/L	1.03E+01		U
Drinking Water	Indicator	DW-1	29-Jul-14	Composite	Zinc-65	2.25E+00	PCI/L	8.70E+00	30	U
Drinking Water	Indicator	DW-1	29-Jul-14	Composite	Zirconium-95	4.09E+00	PCI/L	8.18E+00	15	U
Drinking Water	Control	DW-2	29-Jul-14	Composite	Actinium-228	-6.42E+00	PCI/L	1.29E+01		U
Drinking Water	Control	DW-2	29-Jul-14	Composite	Antimony-124	-4.62E+00	PCI/L	8.10E+00		U
Drinking Water	Control	DW-2	29-Jul-14	Composite	Antimony-125	6.78E+00	PCI/L	1.19E+01		U
Drinking Water	Control	DW-2	29-Jul-14	Composite	Barium-140	-7.86E-01	PCI/L	5.49E+00	15	U
Drinking Water	Control	DW-2	29-Jul-14	Composite	Beryllium-7	-5.75E-01	PCI/L	3.33E+01		U
Drinking Water	Control	DW-2	29-Jul-14	Composite	BETA	-5.73E-01	PCI/L	3.00E+00	4	U
Drinking Water	Control	DW-2	29-Jul-14	Composite	Cerium-141	-2.51E+00	PCI/L	6.75E+00		U
Drinking Water	Control	DW-2	29-Jul-14	Composite	Cerium-144	-1.08E+00	PCI/L	2.84E+01		U
Drinking Water	Control	DW-2	29-Jul-14	Composite	Cesium-134	1.36E+00	PCI/L	4.79E+00	15	U
Drinking Water	Control	DW-2	29-Jul-14	Composite	Cesium-137	-1.80E+00	PCI/L	5.22E+00	18	U
Drinking Water	Control	DW-2	29-Jul-14	Composite	Chromium-51	3.27E+00	PCI/L	3.37E+01		U
Drinking Water	Control	DW-2	29-Jul-14	Composite	Cobalt-57	-4.02E-01	PCI/L	3.62E+00		U
Drinking Water	Control	DW-2	29-Jul-14	Composite	Cobalt-58	2.58E-01	PCI/L	2.99E+00	15	U
Drinking Water	Control	DW-2	29-Jul-14	Composite	Cobalt-60	2.41E-01	PCI/L	4.11E+00	15	U
Drinking Water	Control	DW-2	29-Jul-14	Composite	Iodine-131	-2.75E+00	PCI/L	5.14E+00		U
Drinking Water	Control	DW-2	29-Jul-14	Composite	Iron-59	1.22E+00	PCI/L	7.45E+00	30	U
Drinking Water	Control	DW-2	29-Jul-14	Composite	Lanthanum-140	-7.86E-01	PCI/L	5.49E+00	15	U
Drinking Water	Control	DW-2	29-Jul-14	Composite	Manganese-54	-2.00E+00	PCI/L	4.15E+00	15	U
Drinking Water	Control	DW-2	29-Jul-14	Composite	Niobium-95	9.75E-01	PCI/L	4.88E+00	15	U
Drinking Water	Control	DW-2	29-Jul-14	Composite	Potassium-40	1.03E+01	PCI/L	5.67E+01		U
Drinking Water	Control	DW-2	29-Jul-14	Composite	Ruthenium-103	5.99E-02	PCI/L	4.08E+00		U
Drinking Water	Control	DW-2	29-Jul-14	Composite	Ruthenium-106	1.64E+01	PCI/L	3.11E+01		U
Drinking Water	Control	DW-2	29-Jul-14	Composite	Selenium-75	-1.21E+00	PCI/L	5.33E+00		U
Drinking Water	Control	DW-2	29-Jul-14	Composite	Silver-108m	4.41E-01	PCI/L	3.87E+00		U
Drinking Water	Control	DW-2	29-Jul-14	Composite	Silver-110m	-2.53E+00	PCI/L	3.69E+00		U
Drinking Water	Control	DW-2	29-Jul-14	Composite	Strontium-89	-7.63E-01	PCI/L	3.04E+00	10	U
Drinking Water	Control	DW-2	29-Jul-14	Composite	Strontium-90	6.70E-01	PCI/L	1.89E+00	2	U
Drinking Water	Control	DW-2	29-Jul-14	Composite	Thorium-228	7.65E+00	PCI/L	1.05E+01		U
Drinking Water	Control	DW-2	29-Jul-14	Composite	Zinc-65	-2.66E+00	PCI/L	6.63E+00	30	U
Drinking Water	Control	DW-2	29-Jul-14	Composite	Zirconium-95	-1.95E+00	PCI/L	6.19E+00	15	U
Drinking Water	Indicator	DW-1	26-Aug-14	Composite	Actinium-228	3.10E+00	PCI/L	6.83E+00		U
Drinking Water	Indicator	DW-1	26-Aug-14	Composite	Antimony-124	-8.42E-01	PCI/L	3.75E+00		U

Fermi 2 - 2014
Annual Radiological Environmental Operating Report
Appendix C - Environmental Data Table

Medium	Location Category	Location ID	Date	Sample Type	Parameter	Result	Units	MDA	LLD	Lab Qualifier
Drinking Water	Indicator	DW-1	26-Aug-14	Composite	Antimony-125	-1.69E+00	PCI/L	4.46E+00		U
Drinking Water	Indicator	DW-1	26-Aug-14	Composite	Barium-140	1.10E+00	PCI/L	3.08E+00	15	U
Drinking Water	Indicator	DW-1	26-Aug-14	Composite	Beryllium-7	-5.18E+00	PCI/L	1.40E+01		U
Drinking Water	Indicator	DW-1	26-Aug-14	Composite	BETA	1.33E-01	PCI/L	2.96E+00	4	U
Drinking Water	Indicator	DW-1	26-Aug-14	Composite	Cerium-141	1.03E+00	PCI/L	3.39E+00		U
Drinking Water	Indicator	DW-1	26-Aug-14	Composite	Cerium-144	1.27E+00	PCI/L	1.17E+01		U
Drinking Water	Indicator	DW-1	26-Aug-14	Composite	Cesium-134	1.90E-01	PCI/L	1.73E+00	15	U
Drinking Water	Indicator	DW-1	26-Aug-14	Composite	Cesium-137	-1.87E-01	PCI/L	2.13E+00	18	U
Drinking Water	Indicator	DW-1	26-Aug-14	Composite	Chromium-51	-3.49E+00	PCI/L	1.71E+01		U
Drinking Water	Indicator	DW-1	26-Aug-14	Composite	Cobalt-57	-1.56E-01	PCI/L	1.50E+00		U
Drinking Water	Indicator	DW-1	26-Aug-14	Composite	Cobalt-58	5.77E-01	PCI/L	1.60E+00	15	U
Drinking Water	Indicator	DW-1	26-Aug-14	Composite	Cobalt-60	-8.83E-01	PCI/L	1.76E+00	15	U
Drinking Water	Indicator	DW-1	26-Aug-14	Composite	Iodine-131	-1.63E+00	PCI/L	3.21E+00		U
Drinking Water	Indicator	DW-1	26-Aug-14	Composite	Iron-59	4.40E-01	PCI/L	3.42E+00	30	U
Drinking Water	Indicator	DW-1	26-Aug-14	Composite	Lanthanum-140	1.10E+00	PCI/L	3.08E+00	15	U
Drinking Water	Indicator	DW-1	26-Aug-14	Composite	Manganese-54	-1.75E-01	PCI/L	1.65E+00	15	U
Drinking Water	Indicator	DW-1	26-Aug-14	Composite	Niobium-95	1.08E+00	PCI/L	1.72E+00	15	U
Drinking Water	Indicator	DW-1	26-Aug-14	Composite	Potassium-40	-1.70E+01	PCI/L	2.24E+01		U
Drinking Water	Indicator	DW-1	26-Aug-14	Composite	Ruthenium-103	-7.72E-01	PCI/L	1.74E+00		U
Drinking Water	Indicator	DW-1	26-Aug-14	Composite	Ruthenium-106	-2.29E+00	PCI/L	1.49E+01		U
Drinking Water	Indicator	DW-1	26-Aug-14	Composite	Selenium-75	1.66E+00	PCI/L	2.46E+00		U
Drinking Water	Indicator	DW-1	26-Aug-14	Composite	Silver-108m	-4.70E-01	PCI/L	1.45E+00		U
Drinking Water	Indicator	DW-1	26-Aug-14	Composite	Silver-110m	-1.54E+00	PCI/L	1.59E+00		U
Drinking Water	Indicator	DW-1	26-Aug-14	Composite	Strontium-89	1.16E+00	PCI/L	3.02E+00	10	U
Drinking Water	Indicator	DW-1	26-Aug-14	Composite	Strontium-90	2.30E-01	PCI/L	1.81E+00	2	U
Drinking Water	Indicator	DW-1	26-Aug-14	Composite	Thorium-228	4.53E-01	PCI/L	3.50E+00		U
Drinking Water	Indicator	DW-1	26-Aug-14	Composite	Zinc-65	-1.12E-01	PCI/L	3.45E+00	30	U
Drinking Water	Indicator	DW-1	26-Aug-14	Composite	Zirconium-95	8.75E-01	PCI/L	2.90E+00	15	U
Drinking Water	Control	DW-2	26-Aug-14	Composite	Actinium-228	-2.56E+00	PCI/L	6.74E+00		U
Drinking Water	Control	DW-2	26-Aug-14	Composite	Antimony-124	7.73E-01	PCI/L	4.45E+00		U
Drinking Water	Control	DW-2	26-Aug-14	Composite	Antimony-125	-1.46E+00	PCI/L	4.61E+00		U
Drinking Water	Control	DW-2	26-Aug-14	Composite	Barium-140	-6.23E-01	PCI/L	3.01E+00	15	U
Drinking Water	Control	DW-2	26-Aug-14	Composite	Beryllium-7	6.68E+00	PCI/L	1.55E+01		U
Drinking Water	Control	DW-2	26-Aug-14	Composite	BETA	1.24E+00	PCI/L	3.23E+00	4	U
Drinking Water	Control	DW-2	26-Aug-14	Composite	Cerium-141	-1.86E+00	PCI/L	3.48E+00		U
Drinking Water	Control	DW-2	26-Aug-14	Composite	Cerium-144	-1.86E+00	PCI/L	1.31E+01		U
Drinking Water	Control	DW-2	26-Aug-14	Composite	Cesium-134	1.47E-02	PCI/L	1.81E+00	15	U
Drinking Water	Control	DW-2	26-Aug-14	Composite	Cesium-137	-8.91E-01	PCI/L	1.72E+00	18	U
Drinking Water	Control	DW-2	26-Aug-14	Composite	Chromium-51	-2.07E+00	PCI/L	1.70E+01		U
Drinking Water	Control	DW-2	26-Aug-14	Composite	Cobalt-57	-2.84E-01	PCI/L	1.65E+00		U
Drinking Water	Control	DW-2	26-Aug-14	Composite	Cobalt-58	1.26E+00	PCI/L	1.69E+00	15	U
Drinking Water	Control	DW-2	26-Aug-14	Composite	Cobalt-60	-1.78E-01	PCI/L	1.65E+00	15	U
Drinking Water	Control	DW-2	26-Aug-14	Composite	Iodine-131	9.06E-01	PCI/L	3.60E+00		U
Drinking Water	Control	DW-2	26-Aug-14	Composite	Iron-59	-1.40E+00	PCI/L	3.21E+00	30	U
Drinking Water	Control	DW-2	26-Aug-14	Composite	Lanthanum-140	-6.23E-01	PCI/L	3.01E+00	15	U
Drinking Water	Control	DW-2	26-Aug-14	Composite	Manganese-54	-3.00E-01	PCI/L	1.65E+00	15	U
Drinking Water	Control	DW-2	26-Aug-14	Composite	Niobium-95	-7.14E-02	PCI/L	1.60E+00	15	U
Drinking Water	Control	DW-2	26-Aug-14	Composite	Potassium-40	6.16E+00	PCI/L	1.65E+01		U
Drinking Water	Control	DW-2	26-Aug-14	Composite	Ruthenium-103	-1.76E-01	PCI/L	1.74E+00		U
Drinking Water	Control	DW-2	26-Aug-14	Composite	Ruthenium-106	-8.51E+00	PCI/L	1.41E+01		U
Drinking Water	Control	DW-2	26-Aug-14	Composite	Selenium-75	-1.09E+00	PCI/L	2.42E+00		U
Drinking Water	Control	DW-2	26-Aug-14	Composite	Silver-108m	-1.15E-01	PCI/L	1.61E+00		U

Fermi 2 - 2014
Annual Radiological Environmental Operating Report
Appendix C - Environmental Data Table

Medium	Location Category	Location ID	Date	Sample Type	Parameter	Result	Units	MDA	LLD	Lab Qualifier
Drinking Water	Control	DW-2	26-Aug-14	Composite	Silver-110m	-3.34E-02	PCI/L	1.63E+00		U
Drinking Water	Control	DW-2	26-Aug-14	Composite	Strontium-89	3.70E-01	PCI/L	2.98E+00	10	U
Drinking Water	Control	DW-2	26-Aug-14	Composite	Strontium-90	1.60E-01	PCI/L	1.50E+00	2	U
Drinking Water	Control	DW-2	26-Aug-14	Composite	Thorium-228	1.81E+00	PCI/L	3.97E+00		U
Drinking Water	Control	DW-2	26-Aug-14	Composite	Zinc-65	-1.27E-01	PCI/L	3.49E+00	30	U
Drinking Water	Control	DW-2	26-Aug-14	Composite	Zirconium-95	-6.44E-01	PCI/L	3.04E+00	15	U
Drinking Water	Indicator	DW-1	30-Sep-14	Composite	Actinium-228	4.42E+00	PCI/L	1.84E+01		U
Drinking Water	Indicator	DW-1	30-Sep-14	Composite	Antimony-124	-3.57E-01	PCI/L	1.09E+01		U
Drinking Water	Indicator	DW-1	30-Sep-14	Composite	Antimony-125	1.43E+00	PCI/L	1.03E+01		U
Drinking Water	Indicator	DW-1	30-Sep-14	Composite	Barium-140	-1.90E+00	PCI/L	7.21E+00	15	U
Drinking Water	Indicator	DW-1	30-Sep-14	Composite	Beryllium-7	-6.75E+00	PCI/L	3.22E+01		U
Drinking Water	Indicator	DW-1	30-Sep-14	Composite	BETA	3.88E+00	PCI/L	3.48E+00	4	M
Drinking Water	Indicator	DW-1	30-Sep-14	Composite	Cerium-141	4.20E+00	PCI/L	6.57E+00		U
Drinking Water	Indicator	DW-1	30-Sep-14	Composite	Cerium-144	9.03E+00	PCI/L	2.41E+01		U
Drinking Water	Indicator	DW-1	30-Sep-14	Composite	Cesium-134	1.40E+00	PCI/L	5.31E+00	15	U
Drinking Water	Indicator	DW-1	30-Sep-14	Composite	Cesium-137	-5.67E-02	PCI/L	4.67E+00	18	U
Drinking Water	Indicator	DW-1	30-Sep-14	Composite	Chromium-51	-2.78E+01	PCI/L	3.17E+01		U
Drinking Water	Indicator	DW-1	30-Sep-14	Composite	Cobalt-57	3.86E-02	PCI/L	3.01E+00		U
Drinking Water	Indicator	DW-1	30-Sep-14	Composite	Cobalt-58	-1.12E+00	PCI/L	4.47E+00	15	U
Drinking Water	Indicator	DW-1	30-Sep-14	Composite	Cobalt-60	7.21E-01	PCI/L	4.91E+00	15	U
Drinking Water	Indicator	DW-1	30-Sep-14	Composite	Iodine-131	3.45E+00	PCI/L	7.06E+00		U
Drinking Water	Indicator	DW-1	30-Sep-14	Composite	Iron-59	-8.41E-02	PCI/L	7.39E+00	30	U
Drinking Water	Indicator	DW-1	30-Sep-14	Composite	Lanthanum-140	-1.90E+00	PCI/L	7.21E+00	15	U
Drinking Water	Indicator	DW-1	30-Sep-14	Composite	Manganese-54	4.34E+00	PCI/L	4.64E+00	15	U
Drinking Water	Indicator	DW-1	30-Sep-14	Composite	Niobium-95	-7.76E-01	PCI/L	4.10E+00	15	U
Drinking Water	Indicator	DW-1	30-Sep-14	Composite	Potassium-40	2.85E+01	PCI/L	5.44E+01		U
Drinking Water	Indicator	DW-1	30-Sep-14	Composite	Ruthenium-103	3.09E+00	PCI/L	4.16E+00		U
Drinking Water	Indicator	DW-1	30-Sep-14	Composite	Ruthenium-106	2.99E+00	PCI/L	4.01E+01		U
Drinking Water	Indicator	DW-1	30-Sep-14	Composite	Selenium-75	2.36E+00	PCI/L	5.12E+00		U
Drinking Water	Indicator	DW-1	30-Sep-14	Composite	Silver-108m	-1.35E-01	PCI/L	3.27E+00		U
Drinking Water	Indicator	DW-1	30-Sep-14	Composite	Silver-110m	-3.81E-01	PCI/L	4.00E+00		U
Drinking Water	Indicator	DW-1	30-Sep-14	Composite	Strontium-89	-1.26E+00	PCI/L	2.62E+00	10	U
Drinking Water	Indicator	DW-1	30-Sep-14	Composite	Strontium-90	4.25E-01	PCI/L	1.82E+00	2	U
Drinking Water	Indicator	DW-1	30-Sep-14	Composite	Thorium-228	8.64E-03	PCI/L	8.53E+00		U
Drinking Water	Indicator	DW-1	30-Sep-14	Composite	Tritium	2.93E+02	PCI/L	3.62E+02	500	U
Drinking Water	Indicator	DW-1	30-Sep-14	Composite	Zinc-65	-1.74E+00	PCI/L	7.79E+00	30	U
Drinking Water	Indicator	DW-1	30-Sep-14	Composite	Zirconium-95	8.41E-01	PCI/L	7.85E+00	15	U
Drinking Water	Control	DW-2	30-Sep-14	Composite	Actinium-228	2.00E+00	PCI/L	1.34E+01		U
Drinking Water	Control	DW-2	30-Sep-14	Composite	Antimony-124	-2.33E+00	PCI/L	7.39E+00		U
Drinking Water	Control	DW-2	30-Sep-14	Composite	Antimony-125	1.77E+00	PCI/L	1.09E+01		U
Drinking Water	Control	DW-2	30-Sep-14	Composite	Barium-140	-1.14E+00	PCI/L	6.43E+00	15	U
Drinking Water	Control	DW-2	30-Sep-14	Composite	Beryllium-7	2.01E+01	PCI/L	3.26E+01		U
Drinking Water	Control	DW-2	30-Sep-14	Composite	BETA	2.85E+00	PCI/L	3.66E+00	4	U
Drinking Water	Control	DW-2	30-Sep-14	Composite	Cerium-141	8.32E-01	PCI/L	6.52E+00		U
Drinking Water	Control	DW-2	30-Sep-14	Composite	Cerium-144	-1.14E+01	PCI/L	2.47E+01		U
Drinking Water	Control	DW-2	30-Sep-14	Composite	Cesium-134	4.67E-01	PCI/L	4.02E+00	15	U
Drinking Water	Control	DW-2	30-Sep-14	Composite	Cesium-137	-1.43E+00	PCI/L	3.97E+00	18	U
Drinking Water	Control	DW-2	30-Sep-14	Composite	Chromium-51	-5.27E-01	PCI/L	3.60E+01		U
Drinking Water	Control	DW-2	30-Sep-14	Composite	Cobalt-57	1.57E+00	PCI/L	3.41E+00		U
Drinking Water	Control	DW-2	30-Sep-14	Composite	Cobalt-58	-4.71E-01	PCI/L	3.41E+00	15	U
Drinking Water	Control	DW-2	30-Sep-14	Composite	Cobalt-60	-5.98E-01	PCI/L	3.90E+00	15	U
Drinking Water	Control	DW-2	30-Sep-14	Composite	Iodine-131	-2.98E+00	PCI/L	5.94E+00		U

Fermi 2 - 2014
Annual Radiological Environmental Operating Report
Appendix C - Environmental Data Table

Medium	Location Category	Location ID	Date	Sample Type	Parameter	Result	Units	MDA	LLD	Lab Qualifier
Drinking Water	Control	DW-2	30-Sep-14	Composite	Iron-59	1.95E+00	PCI/L	7.82E+00	30	U
Drinking Water	Control	DW-2	30-Sep-14	Composite	Lanthanum-140	-1.14E+00	PCI/L	6.43E+00	15	U
Drinking Water	Control	DW-2	30-Sep-14	Composite	Manganese-54	-1.27E-01	PCI/L	3.41E+00	15	U
Drinking Water	Control	DW-2	30-Sep-14	Composite	Niobium-95	-5.34E-01	PCI/L	3.42E+00	15	U
Drinking Water	Control	DW-2	30-Sep-14	Composite	Potassium-40	1.36E+01	PCI/L	5.23E+01		U
Drinking Water	Control	DW-2	30-Sep-14	Composite	Ruthenium-103	-5.03E-01	PCI/L	3.67E+00		U
Drinking Water	Control	DW-2	30-Sep-14	Composite	Ruthenium-106	-1.14E+01	PCI/L	3.29E+01		U
Drinking Water	Control	DW-2	30-Sep-14	Composite	Selenium-75	1.74E+00	PCI/L	5.35E+00		U
Drinking Water	Control	DW-2	30-Sep-14	Composite	Silver-108m	-1.15E+00	PCI/L	3.07E+00		U
Drinking Water	Control	DW-2	30-Sep-14	Composite	Silver-110m	7.26E-03	PCI/L	3.86E+00		U
Drinking Water	Control	DW-2	30-Sep-14	Composite	Strontium-89	1.61E+00	PCI/L	5.11E+00	10	U
Drinking Water	Control	DW-2	30-Sep-14	Composite	Strontium-90	-9.08E-01	PCI/L	1.29E+00	2	U
Drinking Water	Control	DW-2	30-Sep-14	Composite	Thorium-228	2.84E+00	PCI/L	8.57E+00		U
Drinking Water	Control	DW-2	30-Sep-14	Composite	Tritium	1.21E+02	PCI/L	3.71E+02	500	U
Drinking Water	Control	DW-2	30-Sep-14	Composite	Zinc-65	-3.46E+00	PCI/L	7.88E+00	30	U
Drinking Water	Control	DW-2	30-Sep-14	Composite	Zirconium-95	-1.19E-01	PCI/L	6.78E+00	15	U
Drinking Water	Indicator	DW-1	28-Oct-14	Composite	Actinium-228	4.62E+00	PCI/L	6.26E+00		U
Drinking Water	Indicator	DW-1	28-Oct-14	Composite	Antimony-124	-5.24E-01	PCI/L	4.28E+00		U
Drinking Water	Indicator	DW-1	28-Oct-14	Composite	Antimony-125	-4.15E-02	PCI/L	5.26E+00		U
Drinking Water	Indicator	DW-1	28-Oct-14	Composite	Barium-140	-1.32E-01	PCI/L	3.43E+00	15	U
Drinking Water	Indicator	DW-1	28-Oct-14	Composite	Beryllium-7	-5.64E+00	PCI/L	1.52E+01		U
Drinking Water	Indicator	DW-1	28-Oct-14	Composite	BETA	1.29E+00	PCI/L	2.64E+00	4	U
Drinking Water	Indicator	DW-1	28-Oct-14	Composite	Cerium-141	1.79E+00	PCI/L	3.17E+00		U
Drinking Water	Indicator	DW-1	28-Oct-14	Composite	Cerium-144	6.96E+00	PCI/L	1.28E+01		U
Drinking Water	Indicator	DW-1	28-Oct-14	Composite	Cesium-134	-4.41E-01	PCI/L	1.95E+00	15	U
Drinking Water	Indicator	DW-1	28-Oct-14	Composite	Cesium-137	4.85E-01	PCI/L	1.89E+00	18	U
Drinking Water	Indicator	DW-1	28-Oct-14	Composite	Chromium-51	-5.96E+00	PCI/L	1.80E+01		U
Drinking Water	Indicator	DW-1	28-Oct-14	Composite	Cobalt-57	9.32E-01	PCI/L	1.64E+00		U
Drinking Water	Indicator	DW-1	28-Oct-14	Composite	Cobalt-58	4.04E-01	PCI/L	1.89E+00	15	U
Drinking Water	Indicator	DW-1	28-Oct-14	Composite	Cobalt-60	-8.26E-01	PCI/L	2.00E+00	15	U
Drinking Water	Indicator	DW-1	28-Oct-14	Composite	Iodine-131	1.25E+00	PCI/L	3.79E+00		U
Drinking Water	Indicator	DW-1	28-Oct-14	Composite	Iron-59	1.94E+00	PCI/L	4.13E+00	30	U
Drinking Water	Indicator	DW-1	28-Oct-14	Composite	Lanthanum-140	-1.32E-01	PCI/L	3.43E+00	15	U
Drinking Water	Indicator	DW-1	28-Oct-14	Composite	Manganese-54	-4.85E-01	PCI/L	1.79E+00	15	U
Drinking Water	Indicator	DW-1	28-Oct-14	Composite	Niobium-95	-8.54E-02	PCI/L	1.68E+00	15	U
Drinking Water	Indicator	DW-1	28-Oct-14	Composite	Potassium-40	3.83E-01	PCI/L	1.75E+01		U
Drinking Water	Indicator	DW-1	28-Oct-14	Composite	Ruthenium-103	-3.95E-01	PCI/L	1.94E+00		U
Drinking Water	Indicator	DW-1	28-Oct-14	Composite	Ruthenium-106	6.04E+00	PCI/L	1.61E+01		U
Drinking Water	Indicator	DW-1	28-Oct-14	Composite	Selenium-75	6.83E-01	PCI/L	2.61E+00		U
Drinking Water	Indicator	DW-1	28-Oct-14	Composite	Silver-108m	-1.24E-01	PCI/L	1.66E+00		U
Drinking Water	Indicator	DW-1	28-Oct-14	Composite	Silver-110m	-5.06E-01	PCI/L	1.57E+00		U
Drinking Water	Indicator	DW-1	28-Oct-14	Composite	Strontium-89	-3.39E+00	PCI/L	2.66E+00	10	U
Drinking Water	Indicator	DW-1	28-Oct-14	Composite	Strontium-90	1.59E+00	PCI/L	1.88E+00	2	U
Drinking Water	Indicator	DW-1	28-Oct-14	Composite	Thorium-228	4.67E-01	PCI/L	4.06E+00		U
Drinking Water	Indicator	DW-1	28-Oct-14	Composite	Zinc-65	5.90E-01	PCI/L	3.97E+00	30	U
Drinking Water	Indicator	DW-1	28-Oct-14	Composite	Zirconium-95	4.04E-02	PCI/L	3.24E+00	15	U
Drinking Water	Control	DW-2	28-Oct-14	Composite	Actinium-228	7.50E+00	PCI/L	9.73E+00		U
Drinking Water	Control	DW-2	28-Oct-14	Composite	Antimony-124	-3.21E+00	PCI/L	5.13E+00		U
Drinking Water	Control	DW-2	28-Oct-14	Composite	Antimony-125	-2.24E+00	PCI/L	5.61E+00		U
Drinking Water	Control	DW-2	28-Oct-14	Composite	Barium-140	9.33E-01	PCI/L	3.76E+00	15	U
Drinking Water	Control	DW-2	28-Oct-14	Composite	Beryllium-7	2.97E+00	PCI/L	1.89E+01		U
Drinking Water	Control	DW-2	28-Oct-14	Composite	BETA	1.87E+00	PCI/L	3.22E+00	4	U

Fermi 2 - 2014
Annual Radiological Environmental Operating Report
Appendix C - Environmental Data Table

Medium	Location Category	Location ID	Date	Sample Type	Parameter	Result	Units	MDA	LLD	Lab Qualifier
Drinking Water	Control	DW-2	28-Oct-14	Composite	Cerium-141	1.48E-01	PCI/L	3.89E+00		U
Drinking Water	Control	DW-2	28-Oct-14	Composite	Cerium-144	-3.36E+00	PCI/L	1.43E+01		U
Drinking Water	Control	DW-2	28-Oct-14	Composite	Cesium-134	-1.40E-01	PCI/L	2.01E+00	15	U
Drinking Water	Control	DW-2	28-Oct-14	Composite	Cesium-137	5.23E-01	PCI/L	2.17E+00	18	U
Drinking Water	Control	DW-2	28-Oct-14	Composite	Chromium-51	1.41E+01	PCI/L	2.13E+01		U
Drinking Water	Control	DW-2	28-Oct-14	Composite	Cobalt-57	3.06E-01	PCI/L	1.93E+00		U
Drinking Water	Control	DW-2	28-Oct-14	Composite	Cobalt-58	-9.47E-03	PCI/L	1.98E+00	15	U
Drinking Water	Control	DW-2	28-Oct-14	Composite	Cobalt-60	-4.27E-01	PCI/L	2.29E+00	15	U
Drinking Water	Control	DW-2	28-Oct-14	Composite	Iodine-131	-9.25E-01	PCI/L	4.25E+00		U
Drinking Water	Control	DW-2	28-Oct-14	Composite	Iron-59	4.14E+00	PCI/L	4.37E+00	30	U
Drinking Water	Control	DW-2	28-Oct-14	Composite	Lanthanum-140	9.33E-01	PCI/L	3.76E+00	15	U
Drinking Water	Control	DW-2	28-Oct-14	Composite	Manganese-54	-3.54E-01	PCI/L	2.01E+00	15	U
Drinking Water	Control	DW-2	28-Oct-14	Composite	Niobium-95	9.85E-01	PCI/L	2.14E+00	15	U
Drinking Water	Control	DW-2	28-Oct-14	Composite	Potassium-40	-9.71E+00	PCI/L	2.62E+01		U
Drinking Water	Control	DW-2	28-Oct-14	Composite	Ruthenium-103	-8.89E-01	PCI/L	2.15E+00		U
Drinking Water	Control	DW-2	28-Oct-14	Composite	Ruthenium-106	6.09E+00	PCI/L	1.83E+01		U
Drinking Water	Control	DW-2	28-Oct-14	Composite	Selenium-75	-1.00E+00	PCI/L	2.94E+00		U
Drinking Water	Control	DW-2	28-Oct-14	Composite	Silver-108m	-1.69E-01	PCI/L	1.91E+00		U
Drinking Water	Control	DW-2	28-Oct-14	Composite	Silver-110m	-5.42E-01	PCI/L	1.91E+00		U
Drinking Water	Control	DW-2	28-Oct-14	Composite	Strontium-89	6.13E-01	PCI/L	3.14E+00	10	U
Drinking Water	Control	DW-2	28-Oct-14	Composite	Strontium-90	3.41E-01	PCI/L	1.99E+00	2	U
Drinking Water	Control	DW-2	28-Oct-14	Composite	Thorium-228	5.92E-01	PCI/L	4.66E+00		U
Drinking Water	Control	DW-2	28-Oct-14	Composite	Zinc-65	-2.62E+00	PCI/L	3.99E+00	30	U
Drinking Water	Control	DW-2	28-Oct-14	Composite	Zirconium-95	-1.18E+00	PCI/L	3.43E+00	15	U
Drinking Water	Indicator	DW-1	25-Nov-14	Composite	Actinium-228	5.49E+00	PCI/L	2.09E+01		U
Drinking Water	Indicator	DW-1	25-Nov-14	Composite	Antimony-124	2.57E+00	PCI/L	1.09E+01		U
Drinking Water	Indicator	DW-1	25-Nov-14	Composite	Antimony-125	4.39E+00	PCI/L	1.35E+01		U
Drinking Water	Indicator	DW-1	25-Nov-14	Composite	Barium-140	-3.17E+00	PCI/L	6.58E+00	15	U
Drinking Water	Indicator	DW-1	25-Nov-14	Composite	Beryllium-7	-9.70E-02	PCI/L	3.82E+01		U
Drinking Water	Indicator	DW-1	25-Nov-14	Composite	BETA	3.89E+00	PCI/L	3.37E+00	4	M
Drinking Water	Indicator	DW-1	25-Nov-14	Composite	Cerium-141	5.49E+00	PCI/L	9.87E+00		U
Drinking Water	Indicator	DW-1	25-Nov-14	Composite	Cerium-144	1.03E+01	PCI/L	3.37E+01		U
Drinking Water	Indicator	DW-1	25-Nov-14	Composite	Cesium-134	1.92E+00	PCI/L	5.17E+00	15	U
Drinking Water	Indicator	DW-1	25-Nov-14	Composite	Cesium-137	6.97E-01	PCI/L	5.18E+00	18	U
Drinking Water	Indicator	DW-1	25-Nov-14	Composite	Chromium-51	-6.66E+00	PCI/L	5.14E+01		U
Drinking Water	Indicator	DW-1	25-Nov-14	Composite	Cobalt-57	3.51E-01	PCI/L	3.91E+00		U
Drinking Water	Indicator	DW-1	25-Nov-14	Composite	Cobalt-58	2.66E+00	PCI/L	5.51E+00	15	U
Drinking Water	Indicator	DW-1	25-Nov-14	Composite	Cobalt-60	-1.10E+00	PCI/L	4.02E+00	15	U
Drinking Water	Indicator	DW-1	25-Nov-14	Composite	Iodine-131	1.08E+00	PCI/L	1.03E+01		U
Drinking Water	Indicator	DW-1	25-Nov-14	Composite	Iron-59	3.43E+00	PCI/L	9.46E+00	30	U
Drinking Water	Indicator	DW-1	25-Nov-14	Composite	Lanthanum-140	-3.17E+00	PCI/L	6.58E+00	15	U
Drinking Water	Indicator	DW-1	25-Nov-14	Composite	Manganese-54	4.23E-01	PCI/L	4.48E+00	15	U
Drinking Water	Indicator	DW-1	25-Nov-14	Composite	Niobium-95	1.47E+00	PCI/L	5.81E+00	15	U
Drinking Water	Indicator	DW-1	25-Nov-14	Composite	Potassium-40	-1.04E+01	PCI/L	7.28E+01		U
Drinking Water	Indicator	DW-1	25-Nov-14	Composite	Ruthenium-103	-1.27E+00	PCI/L	5.13E+00		U
Drinking Water	Indicator	DW-1	25-Nov-14	Composite	Ruthenium-106	-1.49E+00	PCI/L	3.82E+01		U
Drinking Water	Indicator	DW-1	25-Nov-14	Composite	Selenium-75	1.07E+00	PCI/L	6.17E+00		U
Drinking Water	Indicator	DW-1	25-Nov-14	Composite	Silver-108m	-4.96E-01	PCI/L	3.61E+00		U
Drinking Water	Indicator	DW-1	25-Nov-14	Composite	Silver-110m	5.55E-02	PCI/L	4.49E+00		U
Drinking Water	Indicator	DW-1	25-Nov-14	Composite	Strontium-89	-1.02E-01	PCI/L	3.33E+00	10	U
Drinking Water	Indicator	DW-1	25-Nov-14	Composite	Strontium-90	3.83E-01	PCI/L	1.84E+00	2	U
Drinking Water	Indicator	DW-1	25-Nov-14	Composite	Thorium-228	3.12E+00	PCI/L	9.71E+00		U

Fermi 2 - 2014
Annual Radiological Environmental Operating Report
Appendix C - Environmental Data Table

Medium	Location Category	Location ID	Date	Sample Type	Parameter	Result	Units	MDA	LLD	Lab Qualifier
Drinking Water	Indicator	DW-1	25-Nov-14	Composite	Zinc-65	-3.08E+00	PCI/L	1.00E+01	30	U
Drinking Water	Indicator	DW-1	25-Nov-14	Composite	Zirconium-95	-2.72E-01	PCI/L	8.63E+00	15	U
Drinking Water	Control	DW-2	25-Nov-14	Composite	Actinium-228	-3.96E+00	PCI/L	2.14E+01		U
Drinking Water	Control	DW-2	25-Nov-14	Composite	Antimony-124	5.71E-02	PCI/L	1.05E+01		U
Drinking Water	Control	DW-2	25-Nov-14	Composite	Antimony-125	-4.33E+00	PCI/L	1.36E+01		U
Drinking Water	Control	DW-2	25-Nov-14	Composite	Barium-140	4.20E+00	PCI/L	1.21E+01	15	U
Drinking Water	Control	DW-2	25-Nov-14	Composite	Beryllium-7	-2.00E+00	PCI/L	4.54E+01		U
Drinking Water	Control	DW-2	25-Nov-14	Composite	BETA	-9.62E-01	PCI/L	3.57E+00	4	U
Drinking Water	Control	DW-2	25-Nov-14	Composite	Cerium-141	2.57E+00	PCI/L	1.04E+01		U
Drinking Water	Control	DW-2	25-Nov-14	Composite	Cerium-144	-1.30E+01	PCI/L	3.11E+01		U
Drinking Water	Control	DW-2	25-Nov-14	Composite	Cesium-134	1.21E+00	PCI/L	5.87E+00	15	U
Drinking Water	Control	DW-2	25-Nov-14	Composite	Cesium-137	8.54E-01	PCI/L	5.71E+00	18	U
Drinking Water	Control	DW-2	25-Nov-14	Composite	Chromium-51	1.16E+01	PCI/L	5.37E+01		U
Drinking Water	Control	DW-2	25-Nov-14	Composite	Cobalt-57	2.00E+00	PCI/L	4.62E+00		U
Drinking Water	Control	DW-2	25-Nov-14	Composite	Cobalt-58	3.06E+00	PCI/L	4.38E+00	15	U
Drinking Water	Control	DW-2	25-Nov-14	Composite	Cobalt-60	1.34E-01	PCI/L	4.96E+00	15	U
Drinking Water	Control	DW-2	25-Nov-14	Composite	Iodine-131	-2.11E+00	PCI/L	1.11E+01		U
Drinking Water	Control	DW-2	25-Nov-14	Composite	Iron-59	1.36E-01	PCI/L	1.09E+01	30	U
Drinking Water	Control	DW-2	25-Nov-14	Composite	Lanthanum-140	4.20E+00	PCI/L	1.21E+01	15	U
Drinking Water	Control	DW-2	25-Nov-14	Composite	Manganese-54	1.25E+00	PCI/L	4.96E+00	15	U
Drinking Water	Control	DW-2	25-Nov-14	Composite	Niobium-95	1.43E+00	PCI/L	5.95E+00	15	U
Drinking Water	Control	DW-2	25-Nov-14	Composite	Potassium-40	3.41E+01	PCI/L	7.38E+01		U
Drinking Water	Control	DW-2	25-Nov-14	Composite	Ruthenium-103	-8.66E-02	PCI/L	5.26E+00		U
Drinking Water	Control	DW-2	25-Nov-14	Composite	Ruthenium-106	-5.72E+00	PCI/L	4.19E+01		U
Drinking Water	Control	DW-2	25-Nov-14	Composite	Selenium-75	-2.64E+00	PCI/L	7.08E+00		U
Drinking Water	Control	DW-2	25-Nov-14	Composite	Silver-108m	-5.67E-01	PCI/L	4.77E+00		U
Drinking Water	Control	DW-2	25-Nov-14	Composite	Silver-110m	7.76E-01	PCI/L	5.05E+00		U
Drinking Water	Control	DW-2	25-Nov-14	Composite	Strontium-89	-3.74E+00	PCI/L	4.15E+00	10	U
Drinking Water	Control	DW-2	25-Nov-14	Composite	Strontium-90	9.93E-01	PCI/L	1.87E+00	2	U
Drinking Water	Control	DW-2	25-Nov-14	Composite	Thorium-228	-8.43E+00	PCI/L	1.06E+01		U
Drinking Water	Control	DW-2	25-Nov-14	Composite	Zinc-65	-7.46E-01	PCI/L	1.08E+01	30	U
Drinking Water	Control	DW-2	25-Nov-14	Composite	Zirconium-95	-2.04E+00	PCI/L	7.30E+00	15	U
Drinking Water	Indicator	DW-1	29-Dec-14	Composite	Actinium-228	8.63E+00	PCI/L	1.84E+01		U
Drinking Water	Indicator	DW-1	29-Dec-14	Composite	Antimony-124	-2.22E+00	PCI/L	8.35E+00		U
Drinking Water	Indicator	DW-1	29-Dec-14	Composite	Antimony-125	1.15E+00	PCI/L	1.12E+01		U
Drinking Water	Indicator	DW-1	29-Dec-14	Composite	Barium-140	1.89E+00	PCI/L	7.67E+00	15	U
Drinking Water	Indicator	DW-1	29-Dec-14	Composite	Beryllium-7	-1.77E+01	PCI/L	2.89E+01		U
Drinking Water	Indicator	DW-1	29-Dec-14	Composite	BETA	1.59E+00	PCI/L	1.78E+00	4	U
Drinking Water	Indicator	DW-1	29-Dec-14	Composite	Cerium-141	2.06E+00	PCI/L	8.15E+00		U
Drinking Water	Indicator	DW-1	29-Dec-14	Composite	Cerium-144	-1.17E+00	PCI/L	2.92E+01		U
Drinking Water	Indicator	DW-1	29-Dec-14	Composite	Cesium-134	3.57E-01	PCI/L	4.95E+00	15	U
Drinking Water	Indicator	DW-1	29-Dec-14	Composite	Cesium-137	-4.87E-01	PCI/L	4.71E+00	18	U
Drinking Water	Indicator	DW-1	29-Dec-14	Composite	Chromium-51	1.26E+01	PCI/L	4.64E+01		U
Drinking Water	Indicator	DW-1	29-Dec-14	Composite	Cobalt-57	1.08E+00	PCI/L	4.34E+00		U
Drinking Water	Indicator	DW-1	29-Dec-14	Composite	Cobalt-58	-1.41E+00	PCI/L	2.91E+00	15	U
Drinking Water	Indicator	DW-1	29-Dec-14	Composite	Cobalt-60	-1.13E+00	PCI/L	3.59E+00	15	U
Drinking Water	Indicator	DW-1	29-Dec-14	Composite	Iodine-131	1.44E+00	PCI/L	6.47E+00		U
Drinking Water	Indicator	DW-1	29-Dec-14	Composite	Iron-59	-1.67E+00	PCI/L	5.63E+00	30	U
Drinking Water	Indicator	DW-1	29-Dec-14	Composite	Lanthanum-140	1.89E+00	PCI/L	7.67E+00	15	U
Drinking Water	Indicator	DW-1	29-Dec-14	Composite	Manganese-54	-5.67E-01	PCI/L	3.73E+00	15	U
Drinking Water	Indicator	DW-1	29-Dec-14	Composite	Niobium-95	1.87E+00	PCI/L	4.59E+00	15	U
Drinking Water	Indicator	DW-1	29-Dec-14	Composite	Potassium-40	-1.35E+01	PCI/L	5.79E+01		U

Fermi 2 - 2014
Annual Radiological Environmental Operating Report
Appendix C - Environmental Data Table

Medium	Location Category	Location ID	Date	Sample Type	Parameter	Result	Units	MDA	LLD	Lab Qualifier
Drinking Water	Indicator	DW-1	29-Dec-14	Composite	Ruthenium-103	3.46E-01	PCI/L	3.99E+00		U
Drinking Water	Indicator	DW-1	29-Dec-14	Composite	Ruthenium-106	4.90E+00	PCI/L	3.48E+01		U
Drinking Water	Indicator	DW-1	29-Dec-14	Composite	Selenium-75	7.95E-01	PCI/L	6.27E+00		U
Drinking Water	Indicator	DW-1	29-Dec-14	Composite	Silver-108m	5.51E-01	PCI/L	3.51E+00		U
Drinking Water	Indicator	DW-1	29-Dec-14	Composite	Silver-110m	-9.31E-01	PCI/L	3.81E+00		U
Drinking Water	Indicator	DW-1	29-Dec-14	Composite	Strontium-89	-2.15E+00	PCI/L	1.78E+00	10	U
Drinking Water	Indicator	DW-1	29-Dec-14	Composite	Strontium-90	-1.02E+00	PCI/L	1.71E+00	2	U
Drinking Water	Indicator	DW-1	29-Dec-14	Composite	Thorium-228	-3.38E-01	PCI/L	9.52E+00		U
Drinking Water	Indicator	DW-1	29-Dec-14	Composite	Tritium	1.01E+02	PCI/L	3.87E+02	500	U
Drinking Water	Indicator	DW-1	29-Dec-14	Composite	Zinc-65	-2.97E+00	PCI/L	7.84E+00	30	U
Drinking Water	Indicator	DW-1	29-Dec-14	Composite	Zirconium-95	-7.76E-01	PCI/L	6.61E+00	15	U
Drinking Water	Control	DW-2	29-Dec-14	Composite	Actinium-228	4.23E+00	PCI/L	1.69E+01		U
Drinking Water	Control	DW-2	29-Dec-14	Composite	Antimony-124	-4.88E+00	PCI/L	8.12E+00		U
Drinking Water	Control	DW-2	29-Dec-14	Composite	Antimony-125	-1.39E+00	PCI/L	1.03E+01		U
Drinking Water	Control	DW-2	29-Dec-14	Composite	Barium-140	-3.03E+00	PCI/L	4.21E+00	15	U
Drinking Water	Control	DW-2	29-Dec-14	Composite	Beryllium-7	2.37E+01	PCI/L	4.07E+01		U
Drinking Water	Control	DW-2	29-Dec-14	Composite	BETA	-2.09E-01	PCI/L	2.02E+00	4	U
Drinking Water	Control	DW-2	29-Dec-14	Composite	Cerium-141	3.92E+00	PCI/L	8.03E+00		U
Drinking Water	Control	DW-2	29-Dec-14	Composite	Cerium-144	6.77E-01	PCI/L	2.90E+01		U
Drinking Water	Control	DW-2	29-Dec-14	Composite	Cesium-134	-1.13E+00	PCI/L	3.53E+00	15	U
Drinking Water	Control	DW-2	29-Dec-14	Composite	Cesium-137	-1.96E+00	PCI/L	4.14E+00	18	U
Drinking Water	Control	DW-2	29-Dec-14	Composite	Chromium-51	2.69E+00	PCI/L	3.85E+01		U
Drinking Water	Control	DW-2	29-Dec-14	Composite	Cobalt-57	4.26E-01	PCI/L	4.03E+00		U
Drinking Water	Control	DW-2	29-Dec-14	Composite	Cobalt-58	-7.63E-01	PCI/L	3.53E+00	15	U
Drinking Water	Control	DW-2	29-Dec-14	Composite	Cobalt-60	4.66E-01	PCI/L	4.72E+00	15	U
Drinking Water	Control	DW-2	29-Dec-14	Composite	Iodine-131	5.19E-02	PCI/L	5.55E+00		U
Drinking Water	Control	DW-2	29-Dec-14	Composite	Iron-59	-2.81E+00	PCI/L	5.83E+00	30	U
Drinking Water	Control	DW-2	29-Dec-14	Composite	Lanthanum-140	-3.03E+00	PCI/L	4.21E+00	15	U
Drinking Water	Control	DW-2	29-Dec-14	Composite	Manganese-54	-1.46E+00	PCI/L	3.45E+00	15	U
Drinking Water	Control	DW-2	29-Dec-14	Composite	Niobium-95	-9.98E-02	PCI/L	3.61E+00	15	U
Drinking Water	Control	DW-2	29-Dec-14	Composite	Potassium-40	2.09E+01	PCI/L	4.08E+01		U
Drinking Water	Control	DW-2	29-Dec-14	Composite	Ruthenium-103	-3.67E-02	PCI/L	3.89E+00		U
Drinking Water	Control	DW-2	29-Dec-14	Composite	Ruthenium-106	2.26E+00	PCI/L	3.77E+01		U
Drinking Water	Control	DW-2	29-Dec-14	Composite	Selenium-75	-2.50E+00	PCI/L	5.21E+00		U
Drinking Water	Control	DW-2	29-Dec-14	Composite	Silver-108m	3.25E-01	PCI/L	3.79E+00		U
Drinking Water	Control	DW-2	29-Dec-14	Composite	Silver-110m	6.87E-01	PCI/L	3.92E+00		U
Drinking Water	Control	DW-2	29-Dec-14	Composite	Strontium-89	-1.52E+00	PCI/L	3.76E+00	10	U
Drinking Water	Control	DW-2	29-Dec-14	Composite	Strontium-90	-1.37E+00	PCI/L	1.73E+00	2	U
Drinking Water	Control	DW-2	29-Dec-14	Composite	Thorium-228	2.57E+00	PCI/L	8.87E+00		U
Drinking Water	Control	DW-2	29-Dec-14	Composite	Tritium	1.36E+02	PCI/L	3.85E+02	500	U
Drinking Water	Control	DW-2	29-Dec-14	Composite	Zinc-65	-2.61E-01	PCI/L	7.29E+00	30	U
Drinking Water	Control	DW-2	29-Dec-14	Composite	Zirconium-95	-2.12E+00	PCI/L	5.92E+00	15	U
Fish	Control	F-1	09-May-14	Carp	Actinium-228	1.08E+01	PCI/KG	1.25E+01		U
Fish	Control	F-1	09-May-14	Carp	Antimony-124	-8.67E-01	PCI/KG	1.18E+01		U
Fish	Control	F-1	09-May-14	Carp	Antimony-125	1.62E+00	PCI/KG	7.54E+00		U
Fish	Control	F-1	09-May-14	Carp	Barium-140	-6.53E+01	PCI/KG	1.07E+02		U
Fish	Control	F-1	09-May-14	Carp	Beryllium-7	-1.36E+00	PCI/KG	5.00E+01		U
Fish	Control	F-1	09-May-14	Carp	Cerium-141	-7.42E+00	PCI/KG	1.62E+01		U
Fish	Control	F-1	09-May-14	Carp	Cerium-144	-2.48E+00	PCI/KG	1.73E+01		U
Fish	Control	F-1	09-May-14	Carp	Cesium-134	1.51E+00	PCI/KG	3.36E+00	60	U
Fish	Control	F-1	09-May-14	Carp	Cesium-137	2.40E+00	PCI/KG	2.79E+00	80	U
Fish	Control	F-1	09-May-14	Carp	Chromium-51	-2.05E+01	PCI/KG	1.16E+02		U

Fermi 2 - 2014
Annual Radiological Environmental Operating Report
Appendix C - Environmental Data Table

Medium	Location Category	Location ID	Date	Sample Type	Parameter	Result	Units	MDA	LLD	Lab Qualifier
Fish	Control	F-1	09-May-14	Carp	Cobalt-57	7.48E-01	PCI/KG	2.35E+00		U
Fish	Control	F-1	09-May-14	Carp	Cobalt-58	-7.36E-01	PCI/KG	5.09E+00	130	U
Fish	Control	F-1	09-May-14	Carp	Cobalt-60	1.32E+00	PCI/KG	3.37E+00	130	U
Fish	Control	F-1	09-May-14	Carp	Iodine-131	-2.89E+02	PCI/KG	1.03E+03	60	DLU
Fish	Control	F-1	09-May-14	Carp	Iron-59	-5.66E+00	PCI/KG	1.87E+01	260	U
Fish	Control	F-1	09-May-14	Carp	Lanthanum-140	-6.53E+01	PCI/KG	1.07E+02		U
Fish	Control	F-1	09-May-14	Carp	Manganese-54	-6.31E-01	PCI/KG	3.19E+00	130	U
Fish	Control	F-1	09-May-14	Carp	Niobium-95	-1.81E+00	PCI/KG	5.87E+00		U
Fish	Control	F-1	09-May-14	Carp	Potassium-40	2.82E+03	PCI/KG	2.60E+01		
Fish	Control	F-1	09-May-14	Carp	Ruthenium-103	-3.21E+00	PCI/KG	8.17E+00		U
Fish	Control	F-1	09-May-14	Carp	Ruthenium-106	8.31E+00	PCI/KG	2.67E+01		U
Fish	Control	F-1	09-May-14	Carp	Selenium-75	1.05E+00	PCI/KG	4.99E+00		U
Fish	Control	F-1	09-May-14	Carp	Silver-108m	-2.03E-01	PCI/KG	2.18E+00		U
Fish	Control	F-1	09-May-14	Carp	Silver-110m	-5.89E-01	PCI/KG	4.78E+00		U
Fish	Control	F-1	09-May-14	Carp	Strontium-89	-2.26E+02	PCI/KG	2.41E+02	300	U
Fish	Control	F-1	09-May-14	Carp	Strontium-90	5.32E+01	PCI/KG	1.65E+02	300	U
Fish	Control	F-1	09-May-14	Carp	Thorium-228	-8.45E-01	PCI/KG	5.36E+00		U
Fish	Control	F-1	09-May-14	Carp	Zinc-65	4.21E+00	PCI/KG	9.24E+00	260	U
Fish	Control	F-1	09-May-14	Carp	Zirconium-95	-1.97E+00	PCI/KG	9.52E+00		U
Fish	Control	F-1	05-Dec-14	Carp	Actinium-228	3.18E+00	PCI/KG	3.14E+01		U
Fish	Control	F-1	05-Dec-14	Carp	Actinium-228	3.44E+00	PCI/KG	1.73E+01		U
Fish	Control	F-1	05-Dec-14	Carp	Antimony-124	-6.67E+00	PCI/KG	6.24E+00		U
Fish	Control	F-1	05-Dec-14	Carp	Antimony-124	2.71E+00	PCI/KG	1.77E+01		U
Fish	Control	F-1	05-Dec-14	Carp	Antimony-125	-2.84E+00	PCI/KG	7.54E+00		U
Fish	Control	F-1	05-Dec-14	Carp	Antimony-125	2.77E+00	PCI/KG	2.08E+01		U
Fish	Control	F-1	05-Dec-14	Carp	Barium-140	-1.06E+00	PCI/KG	1.49E+01		U
Fish	Control	F-1	05-Dec-14	Carp	Barium-140	2.66E-01	PCI/KG	5.16E+00		U
Fish	Control	F-1	05-Dec-14	Carp	Beryllium-7	7.32E-01	PCI/KG	2.73E+01		U
Fish	Control	F-1	05-Dec-14	Carp	Beryllium-7	1.69E+01	PCI/KG	7.38E+01		U
Fish	Control	F-1	05-Dec-14	Carp	Cerium-141	-6.40E+00	PCI/KG	1.22E+01		U
Fish	Control	F-1	05-Dec-14	Carp	Cerium-141	-2.60E+00	PCI/KG	4.03E+00		U
Fish	Control	F-1	05-Dec-14	Carp	Cerium-144	-1.26E+00	PCI/KG	4.06E+01		U
Fish	Control	F-1	05-Dec-14	Carp	Cerium-144	1.57E+00	PCI/KG	1.43E+01		U
Fish	Control	F-1	05-Dec-14	Carp	Cesium-134	-2.67E+00	PCI/KG	8.16E+00	60	U
Fish	Control	F-1	05-Dec-14	Carp	Cesium-134	4.40E-01	PCI/KG	3.93E+00	60	U
Fish	Control	F-1	05-Dec-14	Carp	Cesium-137	1.73E+00	PCI/KG	3.56E+00	80	U
Fish	Control	F-1	05-Dec-14	Carp	Cesium-137	1.76E+00	PCI/KG	8.33E+00	80	U
Fish	Control	F-1	05-Dec-14	Carp	Chromium-51	-1.03E+00	PCI/KG	2.71E+01		U
Fish	Control	F-1	05-Dec-14	Carp	Chromium-51	1.33E+01	PCI/KG	7.53E+01		U
Fish	Control	F-1	05-Dec-14	Carp	Cobalt-57	-6.12E-01	PCI/KG	5.48E+00		U
Fish	Control	F-1	05-Dec-14	Carp	Cobalt-57	1.18E+00	PCI/KG	1.80E+00		U
Fish	Control	F-1	05-Dec-14	Carp	Cobalt-58	-2.02E+00	PCI/KG	7.73E+00	130	U
Fish	Control	F-1	05-Dec-14	Carp	Cobalt-58	-7.19E-01	PCI/KG	3.58E+00	130	U
Fish	Control	F-1	05-Dec-14	Carp	Cobalt-60	1.64E+00	PCI/KG	4.58E+00	130	U
Fish	Control	F-1	05-Dec-14	Carp	Cobalt-60	3.44E+00	PCI/KG	9.50E+00	130	U
Fish	Control	F-1	05-Dec-14	Carp	Iodine-131	-5.62E+00	PCI/KG	1.48E+01	60	U
Fish	Control	F-1	05-Dec-14	Carp	Iodine-131	-2.36E+00	PCI/KG	5.11E+00	60	U
Fish	Control	F-1	05-Dec-14	Carp	Iron-59	-3.16E+00	PCI/KG	8.87E+00	260	U
Fish	Control	F-1	05-Dec-14	Carp	Iron-59	8.46E-01	PCI/KG	1.96E+01	260	U
Fish	Control	F-1	05-Dec-14	Carp	Lanthanum-140	-1.06E+00	PCI/KG	1.49E+01		U
Fish	Control	F-1	05-Dec-14	Carp	Lanthanum-140	2.66E-01	PCI/KG	5.16E+00		U
Fish	Control	F-1	05-Dec-14	Carp	Manganese-54	-2.19E+00	PCI/KG	7.05E+00	130	U

Fermi 2 - 2014
Annual Radiological Environmental Operating Report
Appendix C - Environmental Data Table

Medium	Location Category	Location ID	Date	Sample Type	Parameter	Result	Units	MDA	LLD	Lab Qualifier
Fish	Control	F-1	05-Dec-14	Carp	Manganese-54	4.28E-01	PCI/KG	3.80E+00	130	U
Fish	Control	F-1	05-Dec-14	Carp	Niobium-95	-1.49E+00	PCI/KG	8.40E+00		U
Fish	Control	F-1	05-Dec-14	Carp	Niobium-95	3.96E-02	PCI/KG	3.69E+00		U
Fish	Control	F-1	05-Dec-14	Carp	Potassium-40	2.57E+03	PCI/KG	3.61E+01		
Fish	Control	F-1	05-Dec-14	Carp	Potassium-40	2.82E+03	PCI/KG	5.52E+01		
Fish	Control	F-1	05-Dec-14	Carp	Ruthenium-103	-1.24E+00	PCI/KG	3.33E+00		U
Fish	Control	F-1	05-Dec-14	Carp	Ruthenium-103	6.30E-01	PCI/KG	8.36E+00		U
Fish	Control	F-1	05-Dec-14	Carp	Ruthenium-106	-1.68E+01	PCI/KG	2.83E+01		U
Fish	Control	F-1	05-Dec-14	Carp	Ruthenium-106	-1.45E+01	PCI/KG	6.26E+01		U
Fish	Control	F-1	05-Dec-14	Carp	Selenium-75	-4.86E+00	PCI/KG	8.90E+00		U
Fish	Control	F-1	05-Dec-14	Carp	Selenium-75	1.73E-01	PCI/KG	3.56E+00		U
Fish	Control	F-1	05-Dec-14	Carp	Silver-108m	6.41E-01	PCI/KG	6.54E+00		U
Fish	Control	F-1	05-Dec-14	Carp	Silver-108m	1.24E+00	PCI/KG	2.83E+00		U
Fish	Control	F-1	05-Dec-14	Carp	Silver-110m	1.32E+00	PCI/KG	5.34E+00		U
Fish	Control	F-1	05-Dec-14	Carp	Silver-110m	2.50E+00	PCI/KG	1.15E+01		U
Fish	Control	F-1	05-Dec-14	Carp	Strontium-89	3.84E+01	PCI/KG	8.53E+01	300	U
Fish	Control	F-1	05-Dec-14	Carp	Strontium-89	4.58E+01	PCI/KG	7.06E+01	300	U
Fish	Control	F-1	05-Dec-14	Carp	Strontium-90	7.03E+00	PCI/KG	1.28E+02	300	U
Fish	Control	F-1	05-Dec-14	Carp	Strontium-90	9.94E+00	PCI/KG	6.96E+01	300	U
Fish	Control	F-1	05-Dec-14	Carp	Thorium-228	1.32E+00	PCI/KG	4.49E+00		U
Fish	Control	F-1	05-Dec-14	Carp	Thorium-228	1.73E+01	PCI/KG	1.42E+01		UI
Fish	Control	F-1	05-Dec-14	Carp	Zinc-65	-3.88E+00	PCI/KG	2.06E+01	260	U
Fish	Control	F-1	05-Dec-14	Carp	Zinc-65	3.76E+00	PCI/KG	9.33E+00	260	U
Fish	Control	F-1	05-Dec-14	Carp	Zirconium-95	-1.40E+00	PCI/KG	6.60E+00		U
Fish	Control	F-1	05-Dec-14	Carp	Zirconium-95	3.01E+00	PCI/KG	1.40E+01		U
Fish	Control	F-1	06-Dec-14	Carp	Actinium-228	7.86E+00	PCI/KG	4.04E+01		U
Fish	Control	F-1	06-Dec-14	Carp	Antimony-124	-3.58E+00	PCI/KG	2.28E+01		U
Fish	Control	F-1	06-Dec-14	Carp	Antimony-125	-3.68E+00	PCI/KG	2.11E+01		U
Fish	Control	F-1	06-Dec-14	Carp	Barium-140	-5.10E+00	PCI/KG	1.34E+01		U
Fish	Control	F-1	06-Dec-14	Carp	Beryllium-7	8.97E+00	PCI/KG	8.05E+01		U
Fish	Control	F-1	06-Dec-14	Carp	Cerium-141	-4.61E+00	PCI/KG	1.50E+01		U
Fish	Control	F-1	06-Dec-14	Carp	Cerium-144	-2.88E+01	PCI/KG	5.18E+01		U
Fish	Control	F-1	06-Dec-14	Carp	Cesium-134	-3.85E+00	PCI/KG	7.96E+00	60	U
Fish	Control	F-1	06-Dec-14	Carp	Cesium-137	4.31E+00	PCI/KG	1.12E+01	80	U
Fish	Control	F-1	06-Dec-14	Carp	Chromium-51	4.35E+01	PCI/KG	8.87E+01		U
Fish	Control	F-1	06-Dec-14	Carp	Cobalt-57	-3.70E+00	PCI/KG	6.38E+00		U
Fish	Control	F-1	06-Dec-14	Carp	Cobalt-58	4.48E-01	PCI/KG	9.43E+00	130	U
Fish	Control	F-1	06-Dec-14	Carp	Cobalt-60	8.48E-01	PCI/KG	7.99E+00	130	U
Fish	Control	F-1	06-Dec-14	Carp	Iodine-131	3.07E+00	PCI/KG	1.71E+01	60	U
Fish	Control	F-1	06-Dec-14	Carp	Iron-59	2.13E+00	PCI/KG	2.61E+01	260	U
Fish	Control	F-1	06-Dec-14	Carp	Lanthanum-140	-5.10E+00	PCI/KG	1.34E+01		U
Fish	Control	F-1	06-Dec-14	Carp	Manganese-54	8.01E+00	PCI/KG	1.01E+01	130	U
Fish	Control	F-1	06-Dec-14	Carp	Niobium-95	4.86E+00	PCI/KG	1.03E+01		U
Fish	Control	F-1	06-Dec-14	Carp	Potassium-40	2.51E+03	PCI/KG	7.38E+01		
Fish	Control	F-1	06-Dec-14	Carp	Ruthenium-103	-2.02E+00	PCI/KG	8.45E+00		U
Fish	Control	F-1	06-Dec-14	Carp	Ruthenium-106	-2.63E+01	PCI/KG	6.92E+01		U
Fish	Control	F-1	06-Dec-14	Carp	Selenium-75	2.17E+00	PCI/KG	1.19E+01		U
Fish	Control	F-1	06-Dec-14	Carp	Silver-108m	-6.39E-01	PCI/KG	7.85E+00		U
Fish	Control	F-1	06-Dec-14	Carp	Silver-110m	-1.16E+00	PCI/KG	1.15E+01		U
Fish	Control	F-1	06-Dec-14	Carp	Strontium-89	-4.41E+02	PCI/KG	9.96E+01	300	U
Fish	Control	F-1	06-Dec-14	Carp	Strontium-90	-2.03E+01	PCI/KG	7.08E+01	300	U
Fish	Control	F-1	06-Dec-14	Carp	Thorium-228	1.34E+01	PCI/KG	1.74E+01		U

Fermi 2 - 2014
Annual Radiological Environmental Operating Report
Appendix C - Environmental Data Table

Medium	Location Category	Location ID	Date	Sample Type	Parameter	Result	Units	MDA	LLD	Lab Qualifier
Fish	Control	F-1	06-Dec-14	Carp	Zinc-65	-7.49E+00	PCI/KG	2.28E+01	260	U
Fish	Control	F-1	06-Dec-14	Carp	Zirconium-95	6.33E+00	PCI/KG	1.78E+01		U
Fish	Control	F-3	23-May-14	Catfish	Actinium-228	4.78E+01	PCI/KG	3.12E+01		UI
Fish	Control	F-3	23-May-14	Catfish	Antimony-124	-5.07E+00	PCI/KG	2.72E+01		U
Fish	Control	F-3	23-May-14	Catfish	Antimony-125	6.14E+00	PCI/KG	2.02E+01		U
Fish	Control	F-3	23-May-14	Catfish	Barium-140	7.81E+01	PCI/KG	1.74E+02		U
Fish	Control	F-3	23-May-14	Catfish	Beryllium-7	-4.98E+01	PCI/KG	1.12E+02		U
Fish	Control	F-3	23-May-14	Catfish	Cerium-141	1.27E+01	PCI/KG	3.01E+01		U
Fish	Control	F-3	23-May-14	Catfish	Cerium-144	3.35E+00	PCI/KG	4.52E+01		U
Fish	Control	F-3	23-May-14	Catfish	Cesium-134	-1.64E+00	PCI/KG	8.28E+00	60	U
Fish	Control	F-3	23-May-14	Catfish	Cesium-137	1.80E+00	PCI/KG	7.89E+00	80	U
Fish	Control	F-3	23-May-14	Catfish	Chromium-51	-8.42E+01	PCI/KG	2.20E+02		U
Fish	Control	F-3	23-May-14	Catfish	Cobalt-57	-1.47E+00	PCI/KG	5.83E+00		U
Fish	Control	F-3	23-May-14	Catfish	Cobalt-58	9.93E+00	PCI/KG	1.14E+01	130	U
Fish	Control	F-3	23-May-14	Catfish	Cobalt-60	-2.43E-01	PCI/KG	8.17E+00	130	U
Fish	Control	F-3	23-May-14	Catfish	Iodine-131	-5.37E+02	PCI/KG	8.46E+02	60	DLU
Fish	Control	F-3	23-May-14	Catfish	Iron-59	-8.87E+00	PCI/KG	3.28E+01	260	U
Fish	Control	F-3	23-May-14	Catfish	Lanthanum-140	7.81E+01	PCI/KG	1.74E+02		U
Fish	Control	F-3	23-May-14	Catfish	Manganese-54	2.14E-01	PCI/KG	8.26E+00	130	U
Fish	Control	F-3	23-May-14	Catfish	Niobium-95	2.73E+00	PCI/KG	1.37E+01		U
Fish	Control	F-3	23-May-14	Catfish	Potassium-40	2.01E+03	PCI/KG	7.00E+01		
Fish	Control	F-3	23-May-14	Catfish	Ruthenium-103	-1.16E+00	PCI/KG	1.79E+01		U
Fish	Control	F-3	23-May-14	Catfish	Ruthenium-106	-1.27E+01	PCI/KG	6.86E+01		U
Fish	Control	F-3	23-May-14	Catfish	Selenium-75	-9.38E-01	PCI/KG	1.24E+01		U
Fish	Control	F-3	23-May-14	Catfish	Silver-108m	-2.07E+00	PCI/KG	5.96E+00		U
Fish	Control	F-3	23-May-14	Catfish	Silver-110m	3.09E+00	PCI/KG	1.21E+01		U
Fish	Control	F-3	23-May-14	Catfish	Strontium-89	1.48E+02	PCI/KG	1.75E+02	300	U
Fish	Control	F-3	23-May-14	Catfish	Strontium-90	-1.53E+00	PCI/KG	5.57E+01	300	U
Fish	Control	F-3	23-May-14	Catfish	Thorium-228	6.14E+00	PCI/KG	1.44E+01		U
Fish	Control	F-3	23-May-14	Catfish	Zinc-65	1.57E+00	PCI/KG	1.97E+01	260	U
Fish	Control	F-3	23-May-14	Catfish	Zirconium-95	-7.33E+00	PCI/KG	2.15E+01		U
Fish	Control	F-3	10-Oct-14	Channel Catfish	Actinium-228	2.71E+01	PCI/KG	4.94E+01		U
Fish	Control	F-3	10-Oct-14	Channel Catfish	Antimony-124	-1.56E+01	PCI/KG	5.50E+01		U
Fish	Control	F-3	10-Oct-14	Channel Catfish	Antimony-125	2.06E+01	PCI/KG	3.52E+01		U
Fish	Control	F-3	10-Oct-14	Channel Catfish	Barium-140	-2.23E+01	PCI/KG	4.91E+02		U
Fish	Control	F-3	10-Oct-14	Channel Catfish	Beryllium-7	2.21E+00	PCI/KG	2.25E+02		U
Fish	Control	F-3	10-Oct-14	Channel Catfish	Cerium-141	4.29E+01	PCI/KG	6.27E+01		U
Fish	Control	F-3	10-Oct-14	Channel Catfish	Cerium-144	2.50E+01	PCI/KG	7.97E+01		U
Fish	Control	F-3	10-Oct-14	Channel Catfish	Cesium-134	-5.25E+00	PCI/KG	1.43E+01	60	U
Fish	Control	F-3	10-Oct-14	Channel Catfish	Cesium-137	1.06E+01	PCI/KG	1.30E+01	80	U
Fish	Control	F-3	10-Oct-14	Channel Catfish	Chromium-51	-1.29E+02	PCI/KG	4.70E+02		U
Fish	Control	F-3	10-Oct-14	Channel Catfish	Cobalt-57	5.65E-02	PCI/KG	1.03E+01		U
Fish	Control	F-3	10-Oct-14	Channel Catfish	Cobalt-58	-3.67E+00	PCI/KG	2.25E+01	130	U
Fish	Control	F-3	10-Oct-14	Channel Catfish	Cobalt-60	3.72E+00	PCI/KG	1.51E+01	130	U
Fish	Control	F-3	10-Oct-14	Channel Catfish	Iodine-131	-2.43E+03	PCI/KG	2.78E+03	60	DLU
Fish	Control	F-3	10-Oct-14	Channel Catfish	Iron-59	-1.62E+01	PCI/KG	6.33E+01	260	U
Fish	Control	F-3	10-Oct-14	Channel Catfish	Lanthanum-140	-2.23E+01	PCI/KG	4.91E+02		U
Fish	Control	F-3	10-Oct-14	Channel Catfish	Manganese-54	-1.04E+00	PCI/KG	1.46E+01	130	U
Fish	Control	F-3	10-Oct-14	Channel Catfish	Niobium-95	1.78E+01	PCI/KG	2.60E+01		U
Fish	Control	F-3	10-Oct-14	Channel Catfish	Potassium-40	3.14E+03	PCI/KG	1.29E+02		
Fish	Control	F-3	10-Oct-14	Channel Catfish	Ruthenium-103	-5.78E+00	PCI/KG	3.35E+01		U
Fish	Control	F-3	10-Oct-14	Channel Catfish	Ruthenium-106	2.67E+01	PCI/KG	1.33E+02		U

Fermi 2 - 2014
Annual Radiological Environmental Operating Report
Appendix C - Environmental Data Table

Medium	Location Category	Location ID	Date	Sample Type	Parameter	Result	Units	MDA	LLD	Lab Qualifier
Fish	Control	F-3	10-Oct-14	Channel Catfish	Selenium-75	6.66E+00	PCI/KG	2.16E+01		U
Fish	Control	F-3	10-Oct-14	Channel Catfish	Silver-108m	4.76E-01	PCI/KG	1.09E+01		U
Fish	Control	F-3	10-Oct-14	Channel Catfish	Silver-110m	-3.68E+00	PCI/KG	2.00E+01		U
Fish	Control	F-3	10-Oct-14	Channel Catfish	Strontium-89	-5.05E+01	PCI/KG	8.81E+01	300	U
Fish	Control	F-3	10-Oct-14	Channel Catfish	Strontium-90	8.20E+00	PCI/KG	6.52E+01	300	U
Fish	Control	F-3	10-Oct-14	Channel Catfish	Thorium-228	1.59E+01	PCI/KG	2.65E+01		U
Fish	Control	F-3	10-Oct-14	Channel Catfish	Zinc-65	-1.24E+01	PCI/KG	3.38E+01	260	U
Fish	Control	F-3	10-Oct-14	Channel Catfish	Zirconium-95	7.37E+00	PCI/KG	4.31E+01		U
Fish	Control	F-3	23-May-14	Drum	Actinium-228	9.33E+01	PCI/KG	6.68E+01		UI
Fish	Control	F-3	23-May-14	Drum	Antimony-124	-1.58E+00	PCI/KG	6.04E+01		U
Fish	Control	F-3	23-May-14	Drum	Antimony-125	-3.38E+01	PCI/KG	3.94E+01		U
Fish	Control	F-3	23-May-14	Drum	Barium-140	3.35E+01	PCI/KG	3.45E+02		U
Fish	Control	F-3	23-May-14	Drum	Beryllium-7	7.51E+01	PCI/KG	2.48E+02		U
Fish	Control	F-3	23-May-14	Drum	Cerium-141	3.38E+01	PCI/KG	5.69E+01		U
Fish	Control	F-3	23-May-14	Drum	Cerium-144	2.94E+00	PCI/KG	8.01E+01		U
Fish	Control	F-3	23-May-14	Drum	Cesium-134	5.63E+00	PCI/KG	1.92E+01	60	U
Fish	Control	F-3	23-May-14	Drum	Cesium-137	-1.37E+01	PCI/KG	1.62E+01	80	U
Fish	Control	F-3	23-May-14	Drum	Chromium-51	2.12E+02	PCI/KG	4.53E+02		U
Fish	Control	F-3	23-May-14	Drum	Cobalt-57	1.25E+00	PCI/KG	1.01E+01		U
Fish	Control	F-3	23-May-14	Drum	Cobalt-58	-3.45E+00	PCI/KG	2.68E+01	130	U
Fish	Control	F-3	23-May-14	Drum	Cobalt-60	-6.56E+00	PCI/KG	1.68E+01	130	U
Fish	Control	F-3	23-May-14	Drum	Iodine-131	-7.12E+02	PCI/KG	1.58E+03	60	DLU
Fish	Control	F-3	23-May-14	Drum	Iron-59	-1.78E+01	PCI/KG	6.61E+01	260	U
Fish	Control	F-3	23-May-14	Drum	Lanthanum-140	3.35E+01	PCI/KG	3.45E+02		U
Fish	Control	F-3	23-May-14	Drum	Manganese-54	-2.63E+00	PCI/KG	1.82E+01	130	U
Fish	Control	F-3	23-May-14	Drum	Niobium-95	1.22E+01	PCI/KG	2.90E+01		U
Fish	Control	F-3	23-May-14	Drum	Potassium-40	2.51E+03	PCI/KG	1.62E+02		U
Fish	Control	F-3	23-May-14	Drum	Ruthenium-103	-9.75E+00	PCI/KG	3.54E+01		U
Fish	Control	F-3	23-May-14	Drum	Ruthenium-106	7.25E+01	PCI/KG	1.66E+02		U
Fish	Control	F-3	23-May-14	Drum	Selenium-75	-6.67E-02	PCI/KG	2.41E+01		U
Fish	Control	F-3	23-May-14	Drum	Silver-108m	3.17E+00	PCI/KG	1.34E+01		U
Fish	Control	F-3	23-May-14	Drum	Silver-110m	-1.41E+00	PCI/KG	2.61E+01		U
Fish	Control	F-3	23-May-14	Drum	Strontium-89	-5.25E+01	PCI/KG	1.25E+02	300	U
Fish	Control	F-3	23-May-14	Drum	Strontium-90	2.24E+01	PCI/KG	1.14E+02	300	U
Fish	Control	F-3	23-May-14	Drum	Thorium-228	-1.09E+01	PCI/KG	2.69E+01		U
Fish	Control	F-3	23-May-14	Drum	Zinc-65	-1.83E+01	PCI/KG	3.97E+01	260	U
Fish	Control	F-3	23-May-14	Drum	Zirconium-95	1.14E+01	PCI/KG	5.04E+01		U
Fish	Control	F-3	10-Oct-14	Fresh Water Drum	Actinium-228	7.03E+00	PCI/KG	1.55E+01		U
Fish	Control	F-3	10-Oct-14	Fresh Water Drum	Antimony-124	-2.42E+00	PCI/KG	1.32E+01		U
Fish	Control	F-3	10-Oct-14	Fresh Water Drum	Antimony-125	3.37E-01	PCI/KG	8.69E+00		U
Fish	Control	F-3	10-Oct-14	Fresh Water Drum	Barium-140	-1.04E+01	PCI/KG	1.05E+02		U
Fish	Control	F-3	10-Oct-14	Fresh Water Drum	Beryllium-7	-3.19E+01	PCI/KG	5.77E+01		U
Fish	Control	F-3	10-Oct-14	Fresh Water Drum	Cerium-141	6.18E+00	PCI/KG	1.65E+01		U
Fish	Control	F-3	10-Oct-14	Fresh Water Drum	Cerium-144	9.77E-01	PCI/KG	2.00E+01		U
Fish	Control	F-3	10-Oct-14	Fresh Water Drum	Cesium-134	5.48E-01	PCI/KG	3.93E+00	60	U
Fish	Control	F-3	10-Oct-14	Fresh Water Drum	Cesium-137	-1.61E-01	PCI/KG	3.61E+00	80	U
Fish	Control	F-3	10-Oct-14	Fresh Water Drum	Chromium-51	3.98E+01	PCI/KG	1.19E+02		U
Fish	Control	F-3	10-Oct-14	Fresh Water Drum	Cobalt-57	-4.95E-01	PCI/KG	2.66E+00		U
Fish	Control	F-3	10-Oct-14	Fresh Water Drum	Cobalt-58	1.09E+00	PCI/KG	5.89E+00	130	U
Fish	Control	F-3	10-Oct-14	Fresh Water Drum	Cobalt-60	-7.24E-01	PCI/KG	3.74E+00	130	U
Fish	Control	F-3	10-Oct-14	Fresh Water Drum	Iodine-131	-1.48E+02	PCI/KG	7.17E+02	60	DLU
Fish	Control	F-3	10-Oct-14	Fresh Water Drum	Iron-59	-2.90E+00	PCI/KG	1.85E+01	260	U

Fermi 2 - 2014
Annual Radiological Environmental Operating Report
Appendix C - Environmental Data Table

Medium	Location Category	Location ID	Date	Sample Type	Parameter	Result	Units	MDA	LLD	Lab Qualifier
Fish	Control	F-3	10-Oct-14	Fresh Water Drum	Lanthanum-140	-1.04E+01	PCI/KG	1.05E+02		U
Fish	Control	F-3	10-Oct-14	Fresh Water Drum	Manganese-54	-3.10E+00	PCI/KG	3.62E+00	130	U
Fish	Control	F-3	10-Oct-14	Fresh Water Drum	Niobium-95	4.16E+00	PCI/KG	6.70E+00		U
Fish	Control	F-3	10-Oct-14	Fresh Water Drum	Potassium-40	2.97E+03	PCI/KG	3.38E+01		
Fish	Control	F-3	10-Oct-14	Fresh Water Drum	Ruthenium-103	-7.49E+00	PCI/KG	8.75E+00		U
Fish	Control	F-3	10-Oct-14	Fresh Water Drum	Ruthenium-106	-1.86E+01	PCI/KG	3.13E+01		U
Fish	Control	F-3	10-Oct-14	Fresh Water Drum	Selenium-75	1.35E+00	PCI/KG	5.70E+00		U
Fish	Control	F-3	10-Oct-14	Fresh Water Drum	Silver-108m	7.80E-01	PCI/KG	2.80E+00		U
Fish	Control	F-3	10-Oct-14	Fresh Water Drum	Silver-110m	1.70E+00	PCI/KG	5.96E+00		U
Fish	Control	F-3	10-Oct-14	Fresh Water Drum	Strontium-89	-3.75E+02	PCI/KG	1.11E+02	300	U
Fish	Control	F-3	10-Oct-14	Fresh Water Drum	Strontium-90	-6.42E+00	PCI/KG	5.31E+01	300	U
Fish	Control	F-3	10-Oct-14	Fresh Water Drum	Thorium-228	3.64E-01	PCI/KG	6.31E+00		U
Fish	Control	F-3	10-Oct-14	Fresh Water Drum	Zinc-65	9.66E-01	PCI/KG	9.99E+00	260	U
Fish	Control	F-3	10-Oct-14	Fresh Water Drum	Zirconium-95	3.93E+00	PCI/KG	1.16E+01		U
Fish	Indicator	F-2	05-Dec-14	Gar Fish	Actinium-228	-9.58E+00	PCI/KG	3.59E+01		U
Fish	Indicator	F-2	05-Dec-14	Gar Fish	Antimony-124	1.19E+01	PCI/KG	2.09E+01		U
Fish	Indicator	F-2	05-Dec-14	Gar Fish	Antimony-125	-1.93E+00	PCI/KG	2.20E+01		U
Fish	Indicator	F-2	05-Dec-14	Gar Fish	Barium-140	2.13E+00	PCI/KG	1.42E+01		U
Fish	Indicator	F-2	05-Dec-14	Gar Fish	Beryllium-7	3.70E+01	PCI/KG	7.42E+01		U
Fish	Indicator	F-2	05-Dec-14	Gar Fish	Cerium-141	1.12E+01	PCI/KG	1.30E+01		U
Fish	Indicator	F-2	05-Dec-14	Gar Fish	Cerium-144	-2.20E+01	PCI/KG	4.59E+01		U
Fish	Indicator	F-2	05-Dec-14	Gar Fish	Cesium-134	-2.11E+00	PCI/KG	9.05E+00	60	U
Fish	Indicator	F-2	05-Dec-14	Gar Fish	Cesium-137	8.69E+00	PCI/KG	9.41E+00	80	U
Fish	Indicator	F-2	05-Dec-14	Gar Fish	Chromium-51	2.82E+01	PCI/KG	7.66E+01		U
Fish	Indicator	F-2	05-Dec-14	Gar Fish	Cobalt-57	1.48E+00	PCI/KG	5.90E+00		U
Fish	Indicator	F-2	05-Dec-14	Gar Fish	Cobalt-58	6.67E+00	PCI/KG	8.76E+00	130	U
Fish	Indicator	F-2	05-Dec-14	Gar Fish	Cobalt-60	-1.88E+00	PCI/KG	8.60E+00	130	U
Fish	Indicator	F-2	05-Dec-14	Gar Fish	Iodine-131	-6.23E+00	PCI/KG	1.44E+01	60	U
Fish	Indicator	F-2	05-Dec-14	Gar Fish	Iron-59	8.19E+00	PCI/KG	1.92E+01	260	U
Fish	Indicator	F-2	05-Dec-14	Gar Fish	Lanthanum-140	2.13E+00	PCI/KG	1.42E+01		U
Fish	Indicator	F-2	05-Dec-14	Gar Fish	Manganese-54	-1.26E+00	PCI/KG	8.28E+00	130	U
Fish	Indicator	F-2	05-Dec-14	Gar Fish	Niobium-95	1.92E+00	PCI/KG	8.75E+00		U
Fish	Indicator	F-2	05-Dec-14	Gar Fish	Potassium-40	2.50E+03	PCI/KG	7.24E+01		
Fish	Indicator	F-2	05-Dec-14	Gar Fish	Ruthenium-103	-1.46E+00	PCI/KG	8.35E+00		U
Fish	Indicator	F-2	05-Dec-14	Gar Fish	Ruthenium-106	6.11E-01	PCI/KG	7.49E+01		U
Fish	Indicator	F-2	05-Dec-14	Gar Fish	Selenium-75	5.15E+00	PCI/KG	1.07E+01		U
Fish	Indicator	F-2	05-Dec-14	Gar Fish	Silver-108m	-9.55E-01	PCI/KG	7.37E+00		U
Fish	Indicator	F-2	05-Dec-14	Gar Fish	Silver-110m	7.82E-01	PCI/KG	1.15E+01		U
Fish	Indicator	F-2	05-Dec-14	Gar Fish	Strontium-89	-4.46E+01	PCI/KG	3.83E+01	300	U
Fish	Indicator	F-2	05-Dec-14	Gar Fish	Strontium-90	-1.50E+01	PCI/KG	1.04E+02	300	U
Fish	Indicator	F-2	05-Dec-14	Gar Fish	Thorium-228	3.75E+00	PCI/KG	1.34E+01		U
Fish	Indicator	F-2	05-Dec-14	Gar Fish	Zinc-65	-7.05E+00	PCI/KG	1.85E+01	260	U
Fish	Indicator	F-2	05-Dec-14	Gar Fish	Zirconium-95	-8.54E-02	PCI/KG	1.51E+01		U
Fish	Control	F-1	09-May-14	Large Mouth Bass	Actinium-228	2.79E+01	PCI/KG	6.74E+01		U
Fish	Control	F-1	09-May-14	Large Mouth Bass	Antimony-124	-9.82E+00	PCI/KG	6.66E+01		U
Fish	Control	F-1	09-May-14	Large Mouth Bass	Antimony-125	-6.65E+00	PCI/KG	3.77E+01		U
Fish	Control	F-1	09-May-14	Large Mouth Bass	Barium-140	7.38E+01	PCI/KG	7.44E+02		U
Fish	Control	F-1	09-May-14	Large Mouth Bass	Beryllium-7	1.42E+02	PCI/KG	2.74E+02		U
Fish	Control	F-1	09-May-14	Large Mouth Bass	Cerium-141	1.70E+01	PCI/KG	7.02E+01		U
Fish	Control	F-1	09-May-14	Large Mouth Bass	Cerium-144	5.55E+01	PCI/KG	7.87E+01		U
Fish	Control	F-1	09-May-14	Large Mouth Bass	Cesium-134	-6.34E+00	PCI/KG	1.58E+01	60	U
Fish	Control	F-1	09-May-14	Large Mouth Bass	Cesium-137	1.15E+01	PCI/KG	1.50E+01	80	U

Fermi 2 - 2014
Annual Radiological Environmental Operating Report
Appendix C - Environmental Data Table

Medium	Location Category	Location ID	Date	Sample Type	Parameter	Result	Units	MDA	LLD	Lab Qualifier
Fish	Control	F-1	09-May-14	Large Mouth Bass	Chromium-51	-5.32E+02	PCI/KG	5.86E+02		U
Fish	Control	F-1	09-May-14	Large Mouth Bass	Cobalt-57	1.19E+00	PCI/KG	9.61E+00		U
Fish	Control	F-1	09-May-14	Large Mouth Bass	Cobalt-58	9.38E+00	PCI/KG	2.53E+01	130	U
Fish	Control	F-1	09-May-14	Large Mouth Bass	Cobalt-60	4.60E+00	PCI/KG	1.73E+01	130	U
Fish	Control	F-1	09-May-14	Large Mouth Bass	Iodine-131	-9.15E+02	PCI/KG	4.49E+03	60	DLU
Fish	Control	F-1	09-May-14	Large Mouth Bass	Iron-59	-5.47E+01	PCI/KG	7.58E+01	260	U
Fish	Control	F-1	09-May-14	Large Mouth Bass	Lanthanum-140	7.38E+01	PCI/KG	7.44E+02		U
Fish	Control	F-1	09-May-14	Large Mouth Bass	Manganese-54	8.86E-01	PCI/KG	1.65E+01	130	U
Fish	Control	F-1	09-May-14	Large Mouth Bass	Niobium-95	-9.20E-01	PCI/KG	2.81E+01		U
Fish	Control	F-1	09-May-14	Large Mouth Bass	Potassium-40	2.57E+03	PCI/KG	1.36E+02		
Fish	Control	F-1	09-May-14	Large Mouth Bass	Ruthenium-103	-1.57E+01	PCI/KG	4.09E+01		U
Fish	Control	F-1	09-May-14	Large Mouth Bass	Ruthenium-106	4.76E+01	PCI/KG	1.50E+02		U
Fish	Control	F-1	09-May-14	Large Mouth Bass	Selenium-75	-1.35E+00	PCI/KG	2.38E+01		U
Fish	Control	F-1	09-May-14	Large Mouth Bass	Silver-108m	4.94E-01	PCI/KG	1.22E+01		U
Fish	Control	F-1	09-May-14	Large Mouth Bass	Silver-110m	-5.68E+00	PCI/KG	2.39E+01		U
Fish	Control	F-1	09-May-14	Large Mouth Bass	Strontium-89	-1.97E+02	PCI/KG	1.83E+02	300	U
Fish	Control	F-1	09-May-14	Large Mouth Bass	Strontium-90	-2.89E+01	PCI/KG	5.53E+01	300	U
Fish	Control	F-1	09-May-14	Large Mouth Bass	Thorium-228	3.27E+01	PCI/KG	2.60E+01		UI
Fish	Control	F-1	09-May-14	Large Mouth Bass	Zinc-65	2.16E+01	PCI/KG	3.95E+01	260	U
Fish	Control	F-1	09-May-14	Large Mouth Bass	Zirconium-95	-1.55E+00	PCI/KG	5.14E+01		U
Fish	Indicator	F-2	13-May-14	Northern Pike	Actinium-228	5.73E+00	PCI/KG	1.33E+01		U
Fish	Indicator	F-2	13-May-14	Northern Pike	Antimony-124	-4.19E+00	PCI/KG	1.16E+01		U
Fish	Indicator	F-2	13-May-14	Northern Pike	Antimony-125	-1.54E+00	PCI/KG	8.25E+00		U
Fish	Indicator	F-2	13-May-14	Northern Pike	Barium-140	3.34E+00	PCI/KG	1.02E+02		U
Fish	Indicator	F-2	13-May-14	Northern Pike	Beryllium-7	-1.12E+01	PCI/KG	5.29E+01		U
Fish	Indicator	F-2	13-May-14	Northern Pike	Cerium-141	4.24E+00	PCI/KG	1.58E+01		U
Fish	Indicator	F-2	13-May-14	Northern Pike	Cerium-144	1.57E+00	PCI/KG	2.04E+01		U
Fish	Indicator	F-2	13-May-14	Northern Pike	Cesium-134	-1.26E+00	PCI/KG	3.48E+00	60	U
Fish	Indicator	F-2	13-May-14	Northern Pike	Cesium-137	7.79E-02	PCI/KG	3.20E+00	80	U
Fish	Indicator	F-2	13-May-14	Northern Pike	Chromium-51	3.18E+00	PCI/KG	1.22E+02		U
Fish	Indicator	F-2	13-May-14	Northern Pike	Cobalt-57	-2.78E-01	PCI/KG	2.62E+00		U
Fish	Indicator	F-2	13-May-14	Northern Pike	Cobalt-58	-1.60E+00	PCI/KG	5.41E+00	130	U
Fish	Indicator	F-2	13-May-14	Northern Pike	Cobalt-60	1.34E+00	PCI/KG	3.87E+00	130	U
Fish	Indicator	F-2	13-May-14	Northern Pike	Iodine-131	4.07E+02	PCI/KG	8.23E+02	60	DL
Fish	Indicator	F-2	13-May-14	Northern Pike	Iron-59	7.19E+00	PCI/KG	1.81E+01	260	U
Fish	Indicator	F-2	13-May-14	Northern Pike	Lanthanum-140	3.34E+00	PCI/KG	1.02E+02		U
Fish	Indicator	F-2	13-May-14	Northern Pike	Manganese-54	1.58E+00	PCI/KG	3.71E+00	130	U
Fish	Indicator	F-2	13-May-14	Northern Pike	Niobium-95	-2.35E+00	PCI/KG	5.84E+00		U
Fish	Indicator	F-2	13-May-14	Northern Pike	Potassium-40	3.29E+03	PCI/KG	3.03E+01		
Fish	Indicator	F-2	13-May-14	Northern Pike	Ruthenium-103	4.06E+00	PCI/KG	8.64E+00		U
Fish	Indicator	F-2	13-May-14	Northern Pike	Ruthenium-106	-3.91E+00	PCI/KG	2.95E+01		U
Fish	Indicator	F-2	13-May-14	Northern Pike	Selenium-75	-2.37E+00	PCI/KG	5.23E+00		U
Fish	Indicator	F-2	13-May-14	Northern Pike	Silver-108m	3.79E-01	PCI/KG	2.72E+00		U
Fish	Indicator	F-2	13-May-14	Northern Pike	Silver-110m	-1.99E+00	PCI/KG	4.92E+00		U
Fish	Indicator	F-2	13-May-14	Northern Pike	Strontium-89	-1.40E+02	PCI/KG	1.59E+02	300	U
Fish	Indicator	F-2	13-May-14	Northern Pike	Strontium-90	2.04E+01	PCI/KG	1.11E+02	300	U
Fish	Indicator	F-2	13-May-14	Northern Pike	Thorium-228	1.52E+00	PCI/KG	5.76E+00		U
Fish	Indicator	F-2	13-May-14	Northern Pike	Zinc-65	-8.70E-01	PCI/KG	9.51E+00	260	U
Fish	Indicator	F-2	13-May-14	Northern Pike	Zirconium-95	2.41E+00	PCI/KG	1.07E+01		U
Fish	Indicator	F-2	14-Nov-14	Northern Pike	Actinium-228	-5.68E+01	PCI/KG	6.18E+01		U
Fish	Indicator	F-2	14-Nov-14	Northern Pike	Antimony-124	-5.93E+00	PCI/KG	3.60E+01		U
Fish	Indicator	F-2	14-Nov-14	Northern Pike	Antimony-125	2.14E+00	PCI/KG	3.40E+01		U

Fermi 2 - 2014
Annual Radiological Environmental Operating Report
Appendix C - Environmental Data Table

Medium	Location Category	Location ID	Date	Sample Type	Parameter	Result	Units	MDA	LLD	Lab Qualifier
Fish	Indicator	F-2	14-Nov-14	Northern Pike	Barium-140	-6.83E+00	PCI/KG	7.04E+01		U
Fish	Indicator	F-2	14-Nov-14	Northern Pike	Beryllium-7	1.99E+01	PCI/KG	1.45E+02		U
Fish	Indicator	F-2	14-Nov-14	Northern Pike	Cerium-141	-3.34E+01	PCI/KG	3.11E+01		U
Fish	Indicator	F-2	14-Nov-14	Northern Pike	Cerium-144	2.06E+01	PCI/KG	7.24E+01		U
Fish	Indicator	F-2	14-Nov-14	Northern Pike	Cesium-134	-9.23E+00	PCI/KG	1.46E+01	60	U
Fish	Indicator	F-2	14-Nov-14	Northern Pike	Cesium-137	3.19E+00	PCI/KG	1.41E+01	80	U
Fish	Indicator	F-2	14-Nov-14	Northern Pike	Chromium-51	1.10E+02	PCI/KG	2.05E+02		U
Fish	Indicator	F-2	14-Nov-14	Northern Pike	Cobalt-57	2.97E+00	PCI/KG	9.39E+00		U
Fish	Indicator	F-2	14-Nov-14	Northern Pike	Cobalt-58	-6.81E+00	PCI/KG	1.66E+01	130	U
Fish	Indicator	F-2	14-Nov-14	Northern Pike	Cobalt-60	9.26E-01	PCI/KG	1.50E+01	130	U
Fish	Indicator	F-2	14-Nov-14	Northern Pike	Iodine-131	2.62E+01	PCI/KG	1.40E+02	60	DLU
Fish	Indicator	F-2	14-Nov-14	Northern Pike	Iron-59	-1.82E+01	PCI/KG	3.76E+01	260	U
Fish	Indicator	F-2	14-Nov-14	Northern Pike	Lanthanum-140	-6.83E+00	PCI/KG	7.04E+01		U
Fish	Indicator	F-2	14-Nov-14	Northern Pike	Manganese-54	2.14E+00	PCI/KG	1.51E+01	130	U
Fish	Indicator	F-2	14-Nov-14	Northern Pike	Niobium-95	1.61E+01	PCI/KG	1.63E+01		U
Fish	Indicator	F-2	14-Nov-14	Northern Pike	Potassium-40	3.65E+03	PCI/KG	1.34E+02		
Fish	Indicator	F-2	14-Nov-14	Northern Pike	Ruthenium-103	7.25E-02	PCI/KG	1.89E+01		U
Fish	Indicator	F-2	14-Nov-14	Northern Pike	Ruthenium-106	-4.86E+01	PCI/KG	1.27E+02		U
Fish	Indicator	F-2	14-Nov-14	Northern Pike	Selenium-75	-4.91E+00	PCI/KG	1.78E+01		U
Fish	Indicator	F-2	14-Nov-14	Northern Pike	Silver-108m	3.13E-01	PCI/KG	1.09E+01		U
Fish	Indicator	F-2	14-Nov-14	Northern Pike	Silver-110m	8.27E+00	PCI/KG	2.05E+01		U
Fish	Indicator	F-2	14-Nov-14	Northern Pike	Strontium-89	-7.39E+00	PCI/KG	5.01E+01	300	U
Fish	Indicator	F-2	14-Nov-14	Northern Pike	Strontium-90	-9.92E+00	PCI/KG	5.78E+01	300	U
Fish	Indicator	F-2	14-Nov-14	Northern Pike	Thorium-228	2.43E+01	PCI/KG	2.77E+01		U
Fish	Indicator	F-2	14-Nov-14	Northern Pike	Zinc-65	-7.14E+00	PCI/KG	3.30E+01	260	U
Fish	Indicator	F-2	14-Nov-14	Northern Pike	Zirconium-95	7.18E+00	PCI/KG	3.05E+01		U
Fish	Indicator	F-2	05-Dec-14	Northern Pike	Actinium-228	-1.57E+01	PCI/KG	9.33E+01		U
Fish	Indicator	F-2	05-Dec-14	Northern Pike	Antimony-124	-7.20E+00	PCI/KG	4.42E+01		U
Fish	Indicator	F-2	05-Dec-14	Northern Pike	Antimony-125	1.45E+01	PCI/KG	5.54E+01		U
Fish	Indicator	F-2	05-Dec-14	Northern Pike	Barium-140	-1.02E+01	PCI/KG	2.76E+01		U
Fish	Indicator	F-2	05-Dec-14	Northern Pike	Beryllium-7	7.90E+01	PCI/KG	1.68E+02		U
Fish	Indicator	F-2	05-Dec-14	Northern Pike	Cerium-141	-3.25E+00	PCI/KG	3.37E+01		U
Fish	Indicator	F-2	05-Dec-14	Northern Pike	Cerium-144	1.53E-02	PCI/KG	1.05E+02		U
Fish	Indicator	F-2	05-Dec-14	Northern Pike	Cesium-134	3.39E+00	PCI/KG	2.24E+01	60	U
Fish	Indicator	F-2	05-Dec-14	Northern Pike	Cesium-137	-1.48E+00	PCI/KG	2.18E+01	80	U
Fish	Indicator	F-2	05-Dec-14	Northern Pike	Chromium-51	3.23E+00	PCI/KG	1.95E+02		U
Fish	Indicator	F-2	05-Dec-14	Northern Pike	Cobalt-57	6.32E+00	PCI/KG	1.46E+01		U
Fish	Indicator	F-2	05-Dec-14	Northern Pike	Cobalt-58	-8.38E+00	PCI/KG	2.03E+01	130	U
Fish	Indicator	F-2	05-Dec-14	Northern Pike	Cobalt-60	-6.72E+00	PCI/KG	2.28E+01	130	U
Fish	Indicator	F-2	05-Dec-14	Northern Pike	Iodine-131	1.49E+01	PCI/KG	4.35E+01	60	U
Fish	Indicator	F-2	05-Dec-14	Northern Pike	Iron-59	3.65E+00	PCI/KG	4.58E+01	260	U
Fish	Indicator	F-2	05-Dec-14	Northern Pike	Lanthanum-140	-1.02E+01	PCI/KG	2.76E+01		U
Fish	Indicator	F-2	05-Dec-14	Northern Pike	Manganese-54	-6.40E-01	PCI/KG	1.99E+01	130	U
Fish	Indicator	F-2	05-Dec-14	Northern Pike	Niobium-95	-1.00E-02	PCI/KG	1.90E+01		U
Fish	Indicator	F-2	05-Dec-14	Northern Pike	Potassium-40	3.29E+03	PCI/KG	1.55E+02		
Fish	Indicator	F-2	05-Dec-14	Northern Pike	Ruthenium-103	9.89E-01	PCI/KG	2.19E+01		U
Fish	Indicator	F-2	05-Dec-14	Northern Pike	Ruthenium-106	-3.78E+00	PCI/KG	1.78E+02		U
Fish	Indicator	F-2	05-Dec-14	Northern Pike	Selenium-75	-2.51E+01	PCI/KG	2.23E+01		U
Fish	Indicator	F-2	05-Dec-14	Northern Pike	Silver-108m	-7.11E+00	PCI/KG	1.67E+01		U
Fish	Indicator	F-2	05-Dec-14	Northern Pike	Silver-110m	3.82E+00	PCI/KG	2.71E+01		U
Fish	Indicator	F-2	05-Dec-14	Northern Pike	Strontium-89	-7.37E+01	PCI/KG	3.27E+01	300	U
Fish	Indicator	F-2	05-Dec-14	Northern Pike	Strontium-90	-4.19E+01	PCI/KG	7.51E+01	300	U

Fermi 2 - 2014
Annual Radiological Environmental Operating Report
Appendix C - Environmental Data Table

Medium	Location Category	Location ID	Date	Sample Type	Parameter	Result	Units	MDA	LLD	Lab Qualifier
Fish	Indicator	F-2	05-Dec-14	Northern Pike	Thorium-228	1.38E+00	PCI/KG	4.11E+01		U
Fish	Indicator	F-2	05-Dec-14	Northern Pike	Zinc-65	9.47E+00	PCI/KG	4.85E+01	260	U
Fish	Indicator	F-2	05-Dec-14	Northern Pike	Zirconium-95	-5.06E+00	PCI/KG	3.55E+01		U
Fish	Control	F-3	23-May-14	Rock Bass	Actinium-228	7.88E+00	PCI/KG	1.40E+02		U
Fish	Control	F-3	23-May-14	Rock Bass	Antimony-124	-8.92E+01	PCI/KG	1.10E+02		U
Fish	Control	F-3	23-May-14	Rock Bass	Antimony-125	-3.05E+01	PCI/KG	6.59E+01		U
Fish	Control	F-3	23-May-14	Rock Bass	Barium-140	4.28E+02	PCI/KG	6.55E+02		U
Fish	Control	F-3	23-May-14	Rock Bass	Beryllium-7	-8.46E+01	PCI/KG	4.19E+02		U
Fish	Control	F-3	23-May-14	Rock Bass	Cerium-141	-4.48E+01	PCI/KG	9.88E+01		U
Fish	Control	F-3	23-May-14	Rock Bass	Cerium-144	-5.04E+00	PCI/KG	1.40E+02		U
Fish	Control	F-3	23-May-14	Rock Bass	Cesium-134	7.92E+00	PCI/KG	3.32E+01	60	U
Fish	Control	F-3	23-May-14	Rock Bass	Cesium-137	-2.35E+00	PCI/KG	2.89E+01	80	U
Fish	Control	F-3	23-May-14	Rock Bass	Chromium-51	1.73E+02	PCI/KG	7.59E+02		U
Fish	Control	F-3	23-May-14	Rock Bass	Cobalt-57	4.85E+00	PCI/KG	1.81E+01		U
Fish	Control	F-3	23-May-14	Rock Bass	Cobalt-58	-8.35E+00	PCI/KG	4.47E+01	130	U
Fish	Control	F-3	23-May-14	Rock Bass	Cobalt-60	-8.77E+00	PCI/KG	3.37E+01	130	U
Fish	Control	F-3	23-May-14	Rock Bass	Iodine-131	6.68E+02	PCI/KG	2.95E+03	60	DL
Fish	Control	F-3	23-May-14	Rock Bass	Iron-59	5.54E+01	PCI/KG	1.40E+02	260	U
Fish	Control	F-3	23-May-14	Rock Bass	Lanthanum-140	4.28E+02	PCI/KG	6.55E+02		U
Fish	Control	F-3	23-May-14	Rock Bass	Manganese-54	2.61E+00	PCI/KG	3.29E+01	130	U
Fish	Control	F-3	23-May-14	Rock Bass	Niobium-95	4.62E+01	PCI/KG	4.77E+01		U
Fish	Control	F-3	23-May-14	Rock Bass	Potassium-40	3.74E+03	PCI/KG	2.73E+02		U
Fish	Control	F-3	23-May-14	Rock Bass	Ruthenium-103	-2.86E+01	PCI/KG	5.85E+01		U
Fish	Control	F-3	23-May-14	Rock Bass	Ruthenium-106	-1.96E+02	PCI/KG	2.61E+02		U
Fish	Control	F-3	23-May-14	Rock Bass	Selenium-75	-1.26E+01	PCI/KG	3.87E+01		U
Fish	Control	F-3	23-May-14	Rock Bass	Silver-108m	-6.12E+00	PCI/KG	2.12E+01		U
Fish	Control	F-3	23-May-14	Rock Bass	Silver-110m	-3.75E+00	PCI/KG	4.48E+01		U
Fish	Control	F-3	23-May-14	Rock Bass	Strontium-89	6.11E+01	PCI/KG	2.18E+02	300	U
Fish	Control	F-3	23-May-14	Rock Bass	Strontium-90	1.22E+01	PCI/KG	5.68E+01	300	U
Fish	Control	F-3	23-May-14	Rock Bass	Thorium-228	-2.84E+01	PCI/KG	5.05E+01		U
Fish	Control	F-3	23-May-14	Rock Bass	Zinc-65	5.10E+00	PCI/KG	7.56E+01	260	U
Fish	Control	F-3	23-May-14	Rock Bass	Zirconium-95	-1.49E+01	PCI/KG	8.53E+01		U
Fish	Indicator	F-2	13-May-14	Shad	Actinium-228	4.84E+01	PCI/KG	1.32E+02		U
Fish	Indicator	F-2	13-May-14	Shad	Antimony-124	1.13E+01	PCI/KG	1.35E+02		U
Fish	Indicator	F-2	13-May-14	Shad	Antimony-125	-3.00E+00	PCI/KG	7.05E+01		U
Fish	Indicator	F-2	13-May-14	Shad	Barium-140	-4.77E+02	PCI/KG	1.14E+03		U
Fish	Indicator	F-2	13-May-14	Shad	Beryllium-7	4.19E+01	PCI/KG	4.73E+02		U
Fish	Indicator	F-2	13-May-14	Shad	Cerium-141	1.92E+01	PCI/KG	1.17E+02		U
Fish	Indicator	F-2	13-May-14	Shad	Cerium-144	2.95E+01	PCI/KG	1.38E+02		U
Fish	Indicator	F-2	13-May-14	Shad	Cesium-134	1.59E+00	PCI/KG	3.37E+01	60	U
Fish	Indicator	F-2	13-May-14	Shad	Cesium-137	3.46E+00	PCI/KG	2.78E+01	80	U
Fish	Indicator	F-2	13-May-14	Shad	Chromium-51	-1.45E+02	PCI/KG	9.32E+02		U
Fish	Indicator	F-2	13-May-14	Shad	Cobalt-57	-1.51E+00	PCI/KG	1.71E+01		U
Fish	Indicator	F-2	13-May-14	Shad	Cobalt-58	-1.01E+01	PCI/KG	4.61E+01	130	U
Fish	Indicator	F-2	13-May-14	Shad	Cobalt-60	-7.63E+00	PCI/KG	3.03E+01	130	U
Fish	Indicator	F-2	13-May-14	Shad	Iodine-131	1.33E+03	PCI/KG	6.69E+03	60	DL
Fish	Indicator	F-2	13-May-14	Shad	Iron-59	-1.01E+01	PCI/KG	1.51E+02	260	U
Fish	Indicator	F-2	13-May-14	Shad	Lanthanum-140	-4.77E+02	PCI/KG	1.14E+03		U
Fish	Indicator	F-2	13-May-14	Shad	Manganese-54	-5.14E+00	PCI/KG	3.22E+01	130	U
Fish	Indicator	F-2	13-May-14	Shad	Niobium-95	-1.79E+00	PCI/KG	5.42E+01		U
Fish	Indicator	F-2	13-May-14	Shad	Potassium-40	3.01E+03	PCI/KG	2.91E+02		U
Fish	Indicator	F-2	13-May-14	Shad	Ruthenium-103	-1.85E+01	PCI/KG	7.15E+01		U

Fermi 2 - 2014
Annual Radiological Environmental Operating Report
Appendix C - Environmental Data Table

Medium	Location Category	Location ID	Date	Sample Type	Parameter	Result	Units	MDA	LLD	Lab Qualifier
Fish	Indicator	F-2	13-May-14	Shad	Ruthenium-106	1.29E+02	PCI/KG	2.89E+02		U
Fish	Indicator	F-2	13-May-14	Shad	Selenium-75	-6.39E+00	PCI/KG	4.15E+01		U
Fish	Indicator	F-2	13-May-14	Shad	Silver-108m	-2.31E+00	PCI/KG	2.15E+01		U
Fish	Indicator	F-2	13-May-14	Shad	Silver-110m	9.31E+00	PCI/KG	4.48E+01		U
Fish	Indicator	F-2	13-May-14	Shad	Strontium-89	-1.44E+02	PCI/KG	1.57E+02	300	U
Fish	Indicator	F-2	13-May-14	Shad	Strontium-90	5.31E+01	PCI/KG	1.16E+02	300	U
Fish	Indicator	F-2	13-May-14	Shad	Thorium-228	2.81E+01	PCI/KG	4.64E+01		U
Fish	Indicator	F-2	13-May-14	Shad	Zinc-65	1.29E+01	PCI/KG	7.51E+01	260	U
Fish	Indicator	F-2	13-May-14	Shad	Zirconium-95	-1.65E+01	PCI/KG	9.20E+01		U
Fish	Indicator	F-2	13-May-14	Sucker	Actinium-228	4.15E+00	PCI/KG	6.60E+01		U
Fish	Indicator	F-2	13-May-14	Sucker	Antimony-124	8.53E+00	PCI/KG	6.64E+01		U
Fish	Indicator	F-2	13-May-14	Sucker	Antimony-125	-8.09E+00	PCI/KG	3.65E+01		U
Fish	Indicator	F-2	13-May-14	Sucker	Barium-140	-4.03E+02	PCI/KG	4.71E+02		U
Fish	Indicator	F-2	13-May-14	Sucker	Beryllium-7	-9.75E+01	PCI/KG	2.43E+02		U
Fish	Indicator	F-2	13-May-14	Sucker	Cerium-141	8.65E+00	PCI/KG	6.13E+01		U
Fish	Indicator	F-2	13-May-14	Sucker	Cerium-144	1.33E+01	PCI/KG	7.66E+01		U
Fish	Indicator	F-2	13-May-14	Sucker	Cesium-134	7.10E+00	PCI/KG	1.87E+01	60	U
Fish	Indicator	F-2	13-May-14	Sucker	Cesium-137	5.25E+00	PCI/KG	1.51E+01	80	U
Fish	Indicator	F-2	13-May-14	Sucker	Chromium-51	-1.06E+02	PCI/KG	5.11E+02		U
Fish	Indicator	F-2	13-May-14	Sucker	Cobalt-57	2.76E+00	PCI/KG	9.58E+00		U
Fish	Indicator	F-2	13-May-14	Sucker	Cobalt-58	-6.41E+00	PCI/KG	2.59E+01	130	U
Fish	Indicator	F-2	13-May-14	Sucker	Cobalt-60	6.12E+00	PCI/KG	1.68E+01	130	U
Fish	Indicator	F-2	13-May-14	Sucker	Iodine-131	-1.51E+03	PCI/KG	3.52E+03	60	DLU
Fish	Indicator	F-2	13-May-14	Sucker	Iron-59	-5.40E+00	PCI/KG	7.88E+01	260	U
Fish	Indicator	F-2	13-May-14	Sucker	Lanthanum-140	-4.03E+02	PCI/KG	4.71E+02		U
Fish	Indicator	F-2	13-May-14	Sucker	Manganese-54	-2.77E+00	PCI/KG	1.63E+01	130	U
Fish	Indicator	F-2	13-May-14	Sucker	Niobium-95	2.40E+01	PCI/KG	3.18E+01		U
Fish	Indicator	F-2	13-May-14	Sucker	Potassium-40	2.04E+03	PCI/KG	1.41E+02		U
Fish	Indicator	F-2	13-May-14	Sucker	Ruthenium-103	2.20E+01	PCI/KG	3.82E+01		U
Fish	Indicator	F-2	13-May-14	Sucker	Ruthenium-106	-9.16E+00	PCI/KG	1.36E+02		U
Fish	Indicator	F-2	13-May-14	Sucker	Selenium-75	1.84E+00	PCI/KG	2.23E+01		U
Fish	Indicator	F-2	13-May-14	Sucker	Silver-108m	3.59E+00	PCI/KG	1.25E+01		U
Fish	Indicator	F-2	13-May-14	Sucker	Silver-110m	-1.30E+00	PCI/KG	2.33E+01		U
Fish	Indicator	F-2	13-May-14	Sucker	Strontium-89	-2.47E+02	PCI/KG	1.81E+02	300	U
Fish	Indicator	F-2	13-May-14	Sucker	Strontium-90	8.77E+01	PCI/KG	1.26E+02	300	U
Fish	Indicator	F-2	13-May-14	Sucker	Thorium-228	6.02E+00	PCI/KG	2.14E+01		U
Fish	Indicator	F-2	13-May-14	Sucker	Zinc-65	-1.80E+01	PCI/KG	3.69E+01	260	U
Fish	Indicator	F-2	13-May-14	Sucker	Zirconium-95	1.08E+01	PCI/KG	5.10E+01		U
Fish	Indicator	F-2	13-May-14	Walleye	Actinium-228	4.65E+00	PCI/KG	1.50E+01		U
Fish	Indicator	F-2	13-May-14	Walleye	Antimony-124	-2.32E+00	PCI/KG	1.14E+01		U
Fish	Indicator	F-2	13-May-14	Walleye	Antimony-125	-4.83E+00	PCI/KG	8.96E+00		U
Fish	Indicator	F-2	13-May-14	Walleye	Barium-140	-2.16E+01	PCI/KG	1.01E+02		U
Fish	Indicator	F-2	13-May-14	Walleye	Beryllium-7	1.74E+01	PCI/KG	5.99E+01		U
Fish	Indicator	F-2	13-May-14	Walleye	Cerium-141	9.77E+00	PCI/KG	1.75E+01		U
Fish	Indicator	F-2	13-May-14	Walleye	Cerium-144	1.14E+00	PCI/KG	2.22E+01		U
Fish	Indicator	F-2	13-May-14	Walleye	Cesium-134	-2.29E-01	PCI/KG	4.06E+00	60	U
Fish	Indicator	F-2	13-May-14	Walleye	Cesium-137	3.59E+00	PCI/KG	3.37E+00	80	UI
Fish	Indicator	F-2	13-May-14	Walleye	Chromium-51	-3.04E+01	PCI/KG	1.29E+02		U
Fish	Indicator	F-2	13-May-14	Walleye	Cobalt-57	-1.28E+00	PCI/KG	2.79E+00		U
Fish	Indicator	F-2	13-May-14	Walleye	Cobalt-58	8.04E-02	PCI/KG	6.22E+00	130	U
Fish	Indicator	F-2	13-May-14	Walleye	Cobalt-60	5.93E-01	PCI/KG	3.79E+00	130	U
Fish	Indicator	F-2	13-May-14	Walleye	Iodine-131	4.22E+02	PCI/KG	8.98E+02	60	DL

Fermi 2 - 2014
Annual Radiological Environmental Operating Report
Appendix C - Environmental Data Table

Medium	Location Category	Location ID	Date	Sample Type	Parameter	Result	Units	MDA	LLD	Lab Qualifier
Fish	Indicator	F-2	13-May-14	Walleye	Iron-59	-4.87E+00	PCI/KG	1.82E+01	260	U
Fish	Indicator	F-2	13-May-14	Walleye	Lanthanum-140	-2.16E+01	PCI/KG	1.01E+02		U
Fish	Indicator	F-2	13-May-14	Walleye	Manganese-54	-1.40E+00	PCI/KG	4.16E+00	130	U
Fish	Indicator	F-2	13-May-14	Walleye	Niobium-95	1.16E+00	PCI/KG	6.73E+00		U
Fish	Indicator	F-2	13-May-14	Walleye	Potassium-40	3.28E+03	PCI/KG	2.99E+01		
Fish	Indicator	F-2	13-May-14	Walleye	Ruthenium-103	8.01E-01	PCI/KG	9.60E+00		U
Fish	Indicator	F-2	13-May-14	Walleye	Ruthenium-106	-1.08E+01	PCI/KG	3.11E+01		U
Fish	Indicator	F-2	13-May-14	Walleye	Selenium-75	-2.01E-01	PCI/KG	5.87E+00		U
Fish	Indicator	F-2	13-May-14	Walleye	Silver-108m	-9.81E-01	PCI/KG	3.11E+00		U
Fish	Indicator	F-2	13-May-14	Walleye	Silver-110m	-6.26E-01	PCI/KG	5.62E+00		U
Fish	Indicator	F-2	13-May-14	Walleye	Strontium-89	-6.63E+01	PCI/KG	1.43E+02	300	U
Fish	Indicator	F-2	13-May-14	Walleye	Strontium-90	2.19E+01	PCI/KG	7.78E+01	300	U
Fish	Indicator	F-2	13-May-14	Walleye	Thorium-228	-1.91E+00	PCI/KG	5.76E+00		U
Fish	Indicator	F-2	13-May-14	Walleye	Zinc-65	-1.04E-01	PCI/KG	9.72E+00	260	U
Fish	Indicator	F-2	13-May-14	Walleye	Zirconium-95	1.03E+00	PCI/KG	1.18E+01		U
Fish	Control	F-3	23-May-14	Walleye	Actinium-228	-6.49E+01	PCI/KG	9.11E+01		U
Fish	Control	F-3	23-May-14	Walleye	Antimony-124	2.96E+01	PCI/KG	8.11E+01		U
Fish	Control	F-3	23-May-14	Walleye	Antimony-125	-5.03E+00	PCI/KG	4.83E+01		U
Fish	Control	F-3	23-May-14	Walleye	Barium-140	-1.02E+02	PCI/KG	3.77E+02		U
Fish	Control	F-3	23-May-14	Walleye	Beryllium-7	-3.52E+01	PCI/KG	2.77E+02		U
Fish	Control	F-3	23-May-14	Walleye	Cerium-141	1.27E+01	PCI/KG	6.45E+01		U
Fish	Control	F-3	23-May-14	Walleye	Cerium-144	2.45E+00	PCI/KG	8.57E+01		U
Fish	Control	F-3	23-May-14	Walleye	Cesium-134	-6.58E-01	PCI/KG	2.31E+01	60	U
Fish	Control	F-3	23-May-14	Walleye	Cesium-137	-4.41E+00	PCI/KG	2.09E+01	80	U
Fish	Control	F-3	23-May-14	Walleye	Chromium-51	2.25E+02	PCI/KG	4.97E+02		U
Fish	Control	F-3	23-May-14	Walleye	Cobalt-57	-1.69E+00	PCI/KG	1.10E+01		U
Fish	Control	F-3	23-May-14	Walleye	Cobalt-58	-4.14E+00	PCI/KG	3.04E+01	130	U
Fish	Control	F-3	23-May-14	Walleye	Cobalt-60	3.60E+00	PCI/KG	2.20E+01	130	U
Fish	Control	F-3	23-May-14	Walleye	Iodine-131	7.98E+02	PCI/KG	1.97E+03	60	DL
Fish	Control	F-3	23-May-14	Walleye	Iron-59	-1.18E+01	PCI/KG	8.47E+01	260	U
Fish	Control	F-3	23-May-14	Walleye	Lanthanum-140	-1.02E+02	PCI/KG	3.77E+02		U
Fish	Control	F-3	23-May-14	Walleye	Manganese-54	-1.04E+01	PCI/KG	2.11E+01	130	U
Fish	Control	F-3	23-May-14	Walleye	Niobium-95	1.06E+01	PCI/KG	3.40E+01		U
Fish	Control	F-3	23-May-14	Walleye	Potassium-40	3.70E+03	PCI/KG	1.82E+02		
Fish	Control	F-3	23-May-14	Walleye	Ruthenium-103	1.47E+01	PCI/KG	4.63E+01		U
Fish	Control	F-3	23-May-14	Walleye	Ruthenium-106	-6.68E+01	PCI/KG	1.84E+02		U
Fish	Control	F-3	23-May-14	Walleye	Selenium-75	1.14E+01	PCI/KG	2.77E+01		U
Fish	Control	F-3	23-May-14	Walleye	Silver-108m	5.08E+00	PCI/KG	1.52E+01		U
Fish	Control	F-3	23-May-14	Walleye	Silver-110m	1.46E+00	PCI/KG	3.06E+01		U
Fish	Control	F-3	23-May-14	Walleye	Strontium-89	-9.29E+01	PCI/KG	1.19E+02	300	U
Fish	Control	F-3	23-May-14	Walleye	Strontium-90	-6.47E+01	PCI/KG	1.22E+02	300	U
Fish	Control	F-3	23-May-14	Walleye	Thorium-228	-8.10E+00	PCI/KG	3.54E+01		U
Fish	Control	F-3	23-May-14	Walleye	Zinc-65	-1.73E+01	PCI/KG	5.01E+01	260	U
Fish	Control	F-3	23-May-14	Walleye	Zirconium-95	-2.04E+01	PCI/KG	5.64E+01		U
Fish	Control	F-3	10-Oct-14	Walleye	Actinium-228	9.34E+00	PCI/KG	1.36E+01		U
Fish	Control	F-3	10-Oct-14	Walleye	Antimony-124	1.93E+00	PCI/KG	1.28E+01		U
Fish	Control	F-3	10-Oct-14	Walleye	Antimony-125	-5.00E-01	PCI/KG	8.06E+00		U
Fish	Control	F-3	10-Oct-14	Walleye	Barium-140	-1.78E+01	PCI/KG	8.41E+01		U
Fish	Control	F-3	10-Oct-14	Walleye	Beryllium-7	1.54E+01	PCI/KG	5.39E+01		U
Fish	Control	F-3	10-Oct-14	Walleye	Cerium-141	2.98E+00	PCI/KG	1.57E+01		U
Fish	Control	F-3	10-Oct-14	Walleye	Cerium-144	-6.74E+00	PCI/KG	1.93E+01		U
Fish	Control	F-3	10-Oct-14	Walleye	Cesium-134	8.08E-01	PCI/KG	3.73E+00	60	U

Fermi 2 - 2014
Annual Radiological Environmental Operating Report
Appendix C - Environmental Data Table

Medium	Location Category	Location ID	Date	Sample Type	Parameter	Result	Units	MDA	LLD	Lab Qualifier
Fish	Control	F-3	10-Oct-14	Walleye	Cesium-137	7.39E-01	PCI/KG	3.28E+00	80	U
Fish	Control	F-3	10-Oct-14	Walleye	Chromium-51	-4.58E+01	PCI/KG	1.07E+02		U
Fish	Control	F-3	10-Oct-14	Walleye	Cobalt-57	9.00E-01	PCI/KG	2.43E+00		U
Fish	Control	F-3	10-Oct-14	Walleye	Cobalt-58	-3.42E-01	PCI/KG	5.57E+00	130	U
Fish	Control	F-3	10-Oct-14	Walleye	Cobalt-60	2.65E+00	PCI/KG	3.86E+00	130	U
Fish	Control	F-3	10-Oct-14	Walleye	Iodine-131	1.66E+02	PCI/KG	6.65E+02	60	DL
Fish	Control	F-3	10-Oct-14	Walleye	Iron-59	1.10E+01	PCI/KG	1.92E+01	260	U
Fish	Control	F-3	10-Oct-14	Walleye	Lanthanum-140	-1.78E+01	PCI/KG	8.41E+01		U
Fish	Control	F-3	10-Oct-14	Walleye	Manganese-54	-8.11E-02	PCI/KG	3.43E+00	130	U
Fish	Control	F-3	10-Oct-14	Walleye	Niobium-95	4.28E-01	PCI/KG	5.86E+00		U
Fish	Control	F-3	10-Oct-14	Walleye	Potassium-40	3.41E+03	PCI/KG	3.01E+01		
Fish	Control	F-3	10-Oct-14	Walleye	Ruthenium-103	-2.50E+00	PCI/KG	8.18E+00		U
Fish	Control	F-3	10-Oct-14	Walleye	Ruthenium-106	8.18E-01	PCI/KG	3.06E+01		U
Fish	Control	F-3	10-Oct-14	Walleye	Selenium-75	-1.66E+00	PCI/KG	4.97E+00		U
Fish	Control	F-3	10-Oct-14	Walleye	Silver-108m	-7.31E-01	PCI/KG	2.50E+00		U
Fish	Control	F-3	10-Oct-14	Walleye	Silver-110m	-2.78E+00	PCI/KG	4.81E+00		U
Fish	Control	F-3	10-Oct-14	Walleye	Strontium-89	-1.34E+02	PCI/KG	1.68E+02	300	U
Fish	Control	F-3	10-Oct-14	Walleye	Strontium-90	4.62E+01	PCI/KG	6.44E+01	300	U
Fish	Control	F-3	10-Oct-14	Walleye	Thorium-228	-6.82E+00	PCI/KG	5.21E+00		U
Fish	Control	F-3	10-Oct-14	Walleye	Zinc-65	-7.95E+00	PCI/KG	9.23E+00	260	U
Fish	Control	F-3	10-Oct-14	Walleye	Zirconium-95	1.59E+00	PCI/KG	1.03E+01		U
Fish	Control	F-1	09-May-14	White Bass	Actinium-228	1.11E+01	PCI/KG	1.57E+01		U
Fish	Control	F-1	09-May-14	White Bass	Antimony-124	7.46E+00	PCI/KG	1.33E+01		U
Fish	Control	F-1	09-May-14	White Bass	Antimony-125	-2.62E+00	PCI/KG	9.20E+00		U
Fish	Control	F-1	09-May-14	White Bass	Barium-140	-9.88E+01	PCI/KG	1.34E+02		U
Fish	Control	F-1	09-May-14	White Bass	Beryllium-7	1.96E+00	PCI/KG	6.62E+01		U
Fish	Control	F-1	09-May-14	White Bass	Cerium-141	4.40E+00	PCI/KG	1.87E+01		U
Fish	Control	F-1	09-May-14	White Bass	Cerium-144	1.55E+00	PCI/KG	2.30E+01		U
Fish	Control	F-1	09-May-14	White Bass	Cesium-134	5.43E-02	PCI/KG	4.33E+00	60	U
Fish	Control	F-1	09-May-14	White Bass	Cesium-137	3.78E+00	PCI/KG	3.64E+00	80	UI
Fish	Control	F-1	09-May-14	White Bass	Chromium-51	-2.61E+01	PCI/KG	1.52E+02		U
Fish	Control	F-1	09-May-14	White Bass	Cobalt-57	-7.06E-01	PCI/KG	3.03E+00		U
Fish	Control	F-1	09-May-14	White Bass	Cobalt-58	-2.28E+00	PCI/KG	6.80E+00	130	U
Fish	Control	F-1	09-May-14	White Bass	Cobalt-60	-4.22E-01	PCI/KG	3.66E+00	130	U
Fish	Control	F-1	09-May-14	White Bass	Iodine-131	4.00E+02	PCI/KG	1.48E+03	60	DL
Fish	Control	F-1	09-May-14	White Bass	Iron-59	-4.60E+00	PCI/KG	2.02E+01	260	U
Fish	Control	F-1	09-May-14	White Bass	Lanthanum-140	-9.88E+01	PCI/KG	1.34E+02		U
Fish	Control	F-1	09-May-14	White Bass	Manganese-54	-2.10E+00	PCI/KG	4.43E+00	130	U
Fish	Control	F-1	09-May-14	White Bass	Niobium-95	4.69E+00	PCI/KG	7.66E+00		U
Fish	Control	F-1	09-May-14	White Bass	Potassium-40	2.82E+03	PCI/KG	3.11E+01		
Fish	Control	F-1	09-May-14	White Bass	Ruthenium-103	-8.13E-01	PCI/KG	1.08E+01		U
Fish	Control	F-1	09-May-14	White Bass	Ruthenium-106	2.46E+00	PCI/KG	3.42E+01		U
Fish	Control	F-1	09-May-14	White Bass	Selenium-75	2.38E+00	PCI/KG	6.49E+00		U
Fish	Control	F-1	09-May-14	White Bass	Silver-108m	2.04E-01	PCI/KG	3.23E+00		U
Fish	Control	F-1	09-May-14	White Bass	Silver-110m	2.06E+00	PCI/KG	6.22E+00		U
Fish	Control	F-1	09-May-14	White Bass	Strontium-89	-6.74E+01	PCI/KG	1.80E+02	300	U
Fish	Control	F-1	09-May-14	White Bass	Strontium-90	1.88E+01	PCI/KG	7.96E+01	300	U
Fish	Control	F-1	09-May-14	White Bass	Thorium-228	1.06E+00	PCI/KG	6.22E+00		U
Fish	Control	F-1	09-May-14	White Bass	Zinc-65	1.74E+00	PCI/KG	9.72E+00	260	U
Fish	Control	F-1	09-May-14	White Bass	Zirconium-95	1.95E+00	PCI/KG	1.31E+01		U
Fish	Indicator	F-2	13-May-14	White Bass	Actinium-228	8.99E-01	PCI/KG	1.20E+01		U
Fish	Indicator	F-2	13-May-14	White Bass	Antimony-124	-1.89E+00	PCI/KG	1.12E+01		U

Fermi 2 - 2014
Annual Radiological Environmental Operating Report
Appendix C - Environmental Data Table

Medium	Location Category	Location ID	Date	Sample Type	Parameter	Result	Units	MDA	LLD	Lab Qualifier
Fish	Indicator	F-2	13-May-14	White Bass	Antimony-125	-8.66E-01	PCI/KG	7.84E+00		U
Fish	Indicator	F-2	13-May-14	White Bass	Barium-140	-1.39E+01	PCI/KG	1.10E+02		U
Fish	Indicator	F-2	13-May-14	White Bass	Beryllium-7	1.52E+01	PCI/KG	5.28E+01		U
Fish	Indicator	F-2	13-May-14	White Bass	Cerium-141	-1.16E+01	PCI/KG	1.60E+01		U
Fish	Indicator	F-2	13-May-14	White Bass	Cerium-144	-1.06E+00	PCI/KG	1.89E+01		U
Fish	Indicator	F-2	13-May-14	White Bass	Cesium-134	1.63E+00	PCI/KG	3.64E+00	60	U
Fish	Indicator	F-2	13-May-14	White Bass	Cesium-137	3.94E+00	PCI/KG	3.31E+00	80	M
Fish	Indicator	F-2	13-May-14	White Bass	Chromium-51	-6.53E+01	PCI/KG	1.12E+02		U
Fish	Indicator	F-2	13-May-14	White Bass	Cobalt-57	-7.10E-02	PCI/KG	2.53E+00		U
Fish	Indicator	F-2	13-May-14	White Bass	Cobalt-58	-3.31E+00	PCI/KG	5.28E+00	130	U
Fish	Indicator	F-2	13-May-14	White Bass	Cobalt-60	5.30E-01	PCI/KG	3.61E+00	130	U
Fish	Indicator	F-2	13-May-14	White Bass	Iodine-131	1.22E+02	PCI/KG	8.25E+02	60	DL
Fish	Indicator	F-2	13-May-14	White Bass	Iron-59	4.04E+00	PCI/KG	1.91E+01	260	U
Fish	Indicator	F-2	13-May-14	White Bass	Lanthanum-140	-1.39E+01	PCI/KG	1.10E+02		U
Fish	Indicator	F-2	13-May-14	White Bass	Manganese-54	1.00E+00	PCI/KG	3.39E+00	130	U
Fish	Indicator	F-2	13-May-14	White Bass	Niobium-95	-2.26E+00	PCI/KG	6.19E+00		U
Fish	Indicator	F-2	13-May-14	White Bass	Potassium-40	2.95E+03	PCI/KG	3.04E+01		
Fish	Indicator	F-2	13-May-14	White Bass	Ruthenium-103	-2.56E+00	PCI/KG	8.11E+00		U
Fish	Indicator	F-2	13-May-14	White Bass	Ruthenium-106	1.62E+01	PCI/KG	3.15E+01		U
Fish	Indicator	F-2	13-May-14	White Bass	Selenium-75	-9.91E-01	PCI/KG	5.07E+00		U
Fish	Indicator	F-2	13-May-14	White Bass	Silver-108m	-4.39E-01	PCI/KG	2.50E+00		U
Fish	Indicator	F-2	13-May-14	White Bass	Silver-110m	2.07E+00	PCI/KG	5.24E+00		U
Fish	Indicator	F-2	13-May-14	White Bass	Strontium-89	1.01E+01	PCI/KG	2.31E+02	300	U
Fish	Indicator	F-2	13-May-14	White Bass	Strontium-90	-8.08E+00	PCI/KG	6.63E+01	300	U
Fish	Indicator	F-2	13-May-14	White Bass	Thorium-228	1.01E+00	PCI/KG	5.50E+00		U
Fish	Indicator	F-2	13-May-14	White Bass	Zinc-65	-3.66E+00	PCI/KG	8.93E+00	260	U
Fish	Indicator	F-2	13-May-14	White Bass	Zirconium-95	-1.34E+00	PCI/KG	1.02E+01		U
Fish	Control	F-3	22-May-14	White Bass	Actinium-228	5.06E+01	PCI/KG	8.18E+01		U
Fish	Control	F-3	22-May-14	White Bass	Antimony-124	-1.78E+00	PCI/KG	7.48E+01		U
Fish	Control	F-3	22-May-14	White Bass	Antimony-125	-2.02E+01	PCI/KG	4.25E+01		U
Fish	Control	F-3	22-May-14	White Bass	Barium-140	-2.92E+01	PCI/KG	3.99E+02		U
Fish	Control	F-3	22-May-14	White Bass	Beryllium-7	-8.80E+01	PCI/KG	2.50E+02		U
Fish	Control	F-3	22-May-14	White Bass	Cerium-141	3.69E+01	PCI/KG	7.04E+01		U
Fish	Control	F-3	22-May-14	White Bass	Cerium-144	-1.93E+01	PCI/KG	9.40E+01		U
Fish	Control	F-3	22-May-14	White Bass	Cesium-134	7.83E+00	PCI/KG	2.01E+01	60	U
Fish	Control	F-3	22-May-14	White Bass	Cesium-137	5.94E+00	PCI/KG	1.73E+01	80	U
Fish	Control	F-3	22-May-14	White Bass	Chromium-51	-1.13E+02	PCI/KG	5.10E+02		U
Fish	Control	F-3	22-May-14	White Bass	Cobalt-57	-2.14E+00	PCI/KG	1.24E+01		U
Fish	Control	F-3	22-May-14	White Bass	Cobalt-58	-1.25E+01	PCI/KG	2.58E+01	130	U
Fish	Control	F-3	22-May-14	White Bass	Cobalt-60	-5.17E+00	PCI/KG	1.94E+01	130	U
Fish	Control	F-3	22-May-14	White Bass	Iodine-131	4.05E+02	PCI/KG	2.01E+03	60	DL
Fish	Control	F-3	22-May-14	White Bass	Iron-59	3.49E+01	PCI/KG	8.25E+01	260	U
Fish	Control	F-3	22-May-14	White Bass	Lanthanum-140	-2.92E+01	PCI/KG	3.99E+02		U
Fish	Control	F-3	22-May-14	White Bass	Manganese-54	9.40E+00	PCI/KG	1.98E+01	130	U
Fish	Control	F-3	22-May-14	White Bass	Niobium-95	1.43E+01	PCI/KG	3.07E+01		U
Fish	Control	F-3	22-May-14	White Bass	Potassium-40	2.91E+03	PCI/KG	1.71E+02		
Fish	Control	F-3	22-May-14	White Bass	Ruthenium-103	4.74E+00	PCI/KG	4.10E+01		U
Fish	Control	F-3	22-May-14	White Bass	Ruthenium-106	7.25E+01	PCI/KG	1.78E+02		U
Fish	Control	F-3	22-May-14	White Bass	Selenium-75	5.86E+00	PCI/KG	2.71E+01		U
Fish	Control	F-3	22-May-14	White Bass	Silver-108m	6.46E+00	PCI/KG	1.42E+01		U
Fish	Control	F-3	22-May-14	White Bass	Silver-110m	5.75E+00	PCI/KG	2.78E+01		U
Fish	Control	F-3	22-May-14	White Bass	Strontium-89	-8.76E+01	PCI/KG	1.71E+02	300	U

Fermi 2 - 2014
Annual Radiological Environmental Operating Report
Appendix C - Environmental Data Table

Medium	Location Category	Location ID	Date	Sample Type	Parameter	Result	Units	MDA	LLD	Lab Qualifier
Fish	Control	F-3	22-May-14	White Bass	Strontium-90	-2.94E+01	PCI/KG	1.09E+02	300	U
Fish	Control	F-3	22-May-14	White Bass	Thorium-228	2.96E+00	PCI/KG	3.36E+01		U
Fish	Control	F-3	22-May-14	White Bass	Zinc-65	1.88E+01	PCI/KG	4.41E+01	260	U
Fish	Control	F-3	22-May-14	White Bass	Zirconium-95	-2.06E+01	PCI/KG	5.04E+01		U
Fish	Control	F-3	23-May-14	White Bass	Actinium-228	1.93E+00	PCI/KG	1.20E+01		U
Fish	Control	F-3	23-May-14	White Bass	Antimony-124	1.69E-01	PCI/KG	1.09E+01		U
Fish	Control	F-3	23-May-14	White Bass	Antimony-125	3.38E+00	PCI/KG	8.19E+00		U
Fish	Control	F-3	23-May-14	White Bass	Barium-140	3.07E+00	PCI/KG	6.81E+01		U
Fish	Control	F-3	23-May-14	White Bass	Beryllium-7	5.63E-01	PCI/KG	4.87E+01		U
Fish	Control	F-3	23-May-14	White Bass	Cerium-141	-1.62E+01	PCI/KG	1.26E+01		U
Fish	Control	F-3	23-May-14	White Bass	Cerium-144	5.71E+00	PCI/KG	1.84E+01		U
Fish	Control	F-3	23-May-14	White Bass	Cesium-134	-1.21E+00	PCI/KG	3.43E+00	60	U
Fish	Control	F-3	23-May-14	White Bass	Cesium-137	2.50E+00	PCI/KG	4.20E+00	80	U
Fish	Control	F-3	23-May-14	White Bass	Chromium-51	9.82E+00	PCI/KG	9.19E+01		U
Fish	Control	F-3	23-May-14	White Bass	Cobalt-57	-2.63E-01	PCI/KG	2.38E+00		U
Fish	Control	F-3	23-May-14	White Bass	Cobalt-58	-5.94E-01	PCI/KG	4.90E+00	130	U
Fish	Control	F-3	23-May-14	White Bass	Cobalt-60	7.42E-01	PCI/KG	3.56E+00	130	U
Fish	Control	F-3	23-May-14	White Bass	Iodine-131	1.23E+02	PCI/KG	3.49E+02	60	DL
Fish	Control	F-3	23-May-14	White Bass	Iron-59	5.28E+00	PCI/KG	1.61E+01	260	U
Fish	Control	F-3	23-May-14	White Bass	Lanthanum-140	3.07E+00	PCI/KG	6.81E+01		U
Fish	Control	F-3	23-May-14	White Bass	Manganese-54	-3.02E+00	PCI/KG	3.34E+00	130	U
Fish	Control	F-3	23-May-14	White Bass	Niobium-95	5.92E-01	PCI/KG	5.15E+00		U
Fish	Control	F-3	23-May-14	White Bass	Potassium-40	2.93E+03	PCI/KG	2.66E+01		U
Fish	Control	F-3	23-May-14	White Bass	Ruthenium-103	3.13E-01	PCI/KG	7.03E+00		U
Fish	Control	F-3	23-May-14	White Bass	Ruthenium-106	8.89E+00	PCI/KG	3.06E+01		U
Fish	Control	F-3	23-May-14	White Bass	Selenium-75	1.02E+00	PCI/KG	4.95E+00		U
Fish	Control	F-3	23-May-14	White Bass	Silver-108m	-8.26E-01	PCI/KG	2.45E+00		U
Fish	Control	F-3	23-May-14	White Bass	Silver-110m	-9.50E-01	PCI/KG	5.00E+00		U
Fish	Control	F-3	23-May-14	White Bass	Strontium-89	9.70E+01	PCI/KG	1.59E+02	300	U
Fish	Control	F-3	23-May-14	White Bass	Strontium-90	1.36E+01	PCI/KG	1.29E+02	300	U
Fish	Control	F-3	23-May-14	White Bass	Thorium-228	3.45E+00	PCI/KG	4.95E+00		U
Fish	Control	F-3	23-May-14	White Bass	Zinc-65	-6.37E+00	PCI/KG	7.91E+00	260	U
Fish	Control	F-3	23-May-14	White Bass	Zirconium-95	-2.13E+00	PCI/KG	9.11E+00		U
Fish	Control	F-1	09-May-14	White Perch	Actinium-228	1.24E+01	PCI/KG	4.89E+01		U
Fish	Control	F-1	09-May-14	White Perch	Antimony-124	-4.61E+00	PCI/KG	4.93E+01		U
Fish	Control	F-1	09-May-14	White Perch	Antimony-125	3.02E+00	PCI/KG	3.12E+01		U
Fish	Control	F-1	09-May-14	White Perch	Barium-140	2.78E+02	PCI/KG	5.10E+02		U
Fish	Control	F-1	09-May-14	White Perch	Beryllium-7	6.30E+01	PCI/KG	2.14E+02		U
Fish	Control	F-1	09-May-14	White Perch	Cerium-141	1.40E+01	PCI/KG	6.11E+01		U
Fish	Control	F-1	09-May-14	White Perch	Cerium-144	-2.29E+01	PCI/KG	7.26E+01		U
Fish	Control	F-1	09-May-14	White Perch	Cesium-134	3.66E+00	PCI/KG	1.21E+01	60	U
Fish	Control	F-1	09-May-14	White Perch	Cesium-137	2.55E+00	PCI/KG	1.15E+01	80	U
Fish	Control	F-1	09-May-14	White Perch	Chromium-51	-1.29E+02	PCI/KG	4.80E+02		U
Fish	Control	F-1	09-May-14	White Perch	Cobalt-57	-1.23E+00	PCI/KG	9.52E+00		U
Fish	Control	F-1	09-May-14	White Perch	Cobalt-58	-6.70E+00	PCI/KG	1.91E+01	130	U
Fish	Control	F-1	09-May-14	White Perch	Cobalt-60	3.03E+00	PCI/KG	1.21E+01	130	U
Fish	Control	F-1	09-May-14	White Perch	Iodine-131	-2.63E+02	PCI/KG	3.74E+03	60	DLU
Fish	Control	F-1	09-May-14	White Perch	Iron-59	1.76E+01	PCI/KG	5.96E+01	260	U
Fish	Control	F-1	09-May-14	White Perch	Lanthanum-140	2.78E+02	PCI/KG	5.10E+02		U
Fish	Control	F-1	09-May-14	White Perch	Manganese-54	5.11E-01	PCI/KG	1.24E+01	130	U
Fish	Control	F-1	09-May-14	White Perch	Niobium-95	5.42E+00	PCI/KG	2.18E+01		U
Fish	Control	F-1	09-May-14	White Perch	Potassium-40	2.38E+03	PCI/KG	1.12E+02		U

Fermi 2 - 2014
Annual Radiological Environmental Operating Report
Appendix C - Environmental Data Table

Medium	Location Category	Location ID	Date	Sample Type	Parameter	Result	Units	MDA	LLD	Lab Qualifier
Fish	Control	F-1	09-May-14	White Perch	Ruthenium-103	-8.61E+00	PCI/KG	3.21E+01		U
Fish	Control	F-1	09-May-14	White Perch	Ruthenium-106	2.98E+01	PCI/KG	1.15E+02		U
Fish	Control	F-1	09-May-14	White Perch	Selenium-75	6.70E+00	PCI/KG	2.12E+01		U
Fish	Control	F-1	09-May-14	White Perch	Silver-108m	-4.16E-01	PCI/KG	9.34E+00		U
Fish	Control	F-1	09-May-14	White Perch	Silver-110m	-4.27E+00	PCI/KG	1.67E+01		U
Fish	Control	F-1	09-May-14	White Perch	Strontium-89	8.29E+01	PCI/KG	2.49E+02	300	U
Fish	Control	F-1	09-May-14	White Perch	Strontium-90	-1.76E+01	PCI/KG	8.45E+01	300	U
Fish	Control	F-1	09-May-14	White Perch	Thorium-228	3.57E+00	PCI/KG	2.15E+01		U
Fish	Control	F-1	09-May-14	White Perch	Zinc-65	1.19E+01	PCI/KG	2.92E+01	260	U
Fish	Control	F-1	09-May-14	White Perch	Zirconium-95	9.41E+00	PCI/KG	3.71E+01		U
Fish	Indicator	F-2	13-May-14	White Perch	Actinium-228	3.19E+01	PCI/KG	4.68E+01		U
Fish	Indicator	F-2	13-May-14	White Perch	Antimony-124	2.45E+01	PCI/KG	5.11E+01		U
Fish	Indicator	F-2	13-May-14	White Perch	Antimony-125	1.09E+01	PCI/KG	2.91E+01		U
Fish	Indicator	F-2	13-May-14	White Perch	Barium-140	-3.18E+02	PCI/KG	3.66E+02		U
Fish	Indicator	F-2	13-May-14	White Perch	Beryllium-7	-7.34E+01	PCI/KG	1.91E+02		U
Fish	Indicator	F-2	13-May-14	White Perch	Cerium-141	1.44E+01	PCI/KG	4.86E+01		U
Fish	Indicator	F-2	13-May-14	White Perch	Cerium-144	-3.62E+00	PCI/KG	5.85E+01		U
Fish	Indicator	F-2	13-May-14	White Perch	Cesium-134	3.57E+00	PCI/KG	1.26E+01	60	U
Fish	Indicator	F-2	13-May-14	White Perch	Cesium-137	-5.95E+00	PCI/KG	1.22E+01	80	U
Fish	Indicator	F-2	13-May-14	White Perch	Chromium-51	9.86E+01	PCI/KG	3.99E+02		U
Fish	Indicator	F-2	13-May-14	White Perch	Cobalt-57	-2.43E+00	PCI/KG	7.48E+00		U
Fish	Indicator	F-2	13-May-14	White Perch	Cobalt-58	-5.03E+00	PCI/KG	1.89E+01	130	U
Fish	Indicator	F-2	13-May-14	White Perch	Cobalt-60	5.76E-01	PCI/KG	1.22E+01	130	U
Fish	Indicator	F-2	13-May-14	White Perch	Iodine-131	-4.11E+02	PCI/KG	2.71E+03	60	DLU
Fish	Indicator	F-2	13-May-14	White Perch	Iron-59	2.57E+01	PCI/KG	5.89E+01	260	U
Fish	Indicator	F-2	13-May-14	White Perch	Lanthanum-140	-3.18E+02	PCI/KG	3.66E+02		U
Fish	Indicator	F-2	13-May-14	White Perch	Manganese-54	9.27E-01	PCI/KG	1.29E+01	130	U
Fish	Indicator	F-2	13-May-14	White Perch	Niobium-95	-1.15E+01	PCI/KG	2.04E+01		U
Fish	Indicator	F-2	13-May-14	White Perch	Potassium-40	2.38E+03	PCI/KG	1.02E+02		U
Fish	Indicator	F-2	13-May-14	White Perch	Ruthenium-103	5.12E+00	PCI/KG	3.11E+01		U
Fish	Indicator	F-2	13-May-14	White Perch	Ruthenium-106	-2.11E+01	PCI/KG	1.10E+02		U
Fish	Indicator	F-2	13-May-14	White Perch	Selenium-75	1.84E+00	PCI/KG	1.72E+01		U
Fish	Indicator	F-2	13-May-14	White Perch	Silver-108m	-1.21E+01	PCI/KG	8.99E+00		U
Fish	Indicator	F-2	13-May-14	White Perch	Silver-110m	4.49E+00	PCI/KG	1.71E+01		U
Fish	Indicator	F-2	13-May-14	White Perch	Strontium-89	5.60E+01	PCI/KG	2.21E+02	300	U
Fish	Indicator	F-2	13-May-14	White Perch	Strontium-90	-1.10E+01	PCI/KG	5.20E+01	300	U
Fish	Indicator	F-2	13-May-14	White Perch	Thorium-228	-8.54E+00	PCI/KG	1.79E+01		U
Fish	Indicator	F-2	13-May-14	White Perch	Zinc-65	7.65E+00	PCI/KG	3.09E+01	260	U
Fish	Indicator	F-2	13-May-14	White Perch	Zirconium-95	-4.24E+00	PCI/KG	3.64E+01		U
Fish	Control	F-3	22-May-14	White Perch	Actinium-228	-9.50E+00	PCI/KG	1.66E+01		U
Fish	Control	F-3	22-May-14	White Perch	Antimony-124	-5.93E+00	PCI/KG	1.25E+01		U
Fish	Control	F-3	22-May-14	White Perch	Antimony-125	3.60E+00	PCI/KG	9.62E+00		U
Fish	Control	F-3	22-May-14	White Perch	Barium-140	2.18E+00	PCI/KG	8.74E+01		U
Fish	Control	F-3	22-May-14	White Perch	Beryllium-7	-8.87E+00	PCI/KG	5.52E+01		U
Fish	Control	F-3	22-May-14	White Perch	Cerium-141	5.42E+00	PCI/KG	1.63E+01		U
Fish	Control	F-3	22-May-14	White Perch	Cerium-144	6.24E+00	PCI/KG	2.37E+01		U
Fish	Control	F-3	22-May-14	White Perch	Cesium-134	7.29E-02	PCI/KG	4.30E+00	60	U
Fish	Control	F-3	22-May-14	White Perch	Cesium-137	1.41E+00	PCI/KG	4.02E+00	80	U
Fish	Control	F-3	22-May-14	White Perch	Chromium-51	2.45E+01	PCI/KG	1.13E+02		U
Fish	Control	F-3	22-May-14	White Perch	Cobalt-57	-1.14E-01	PCI/KG	2.98E+00		U
Fish	Control	F-3	22-May-14	White Perch	Cobalt-58	-1.79E+00	PCI/KG	5.92E+00	130	U
Fish	Control	F-3	22-May-14	White Perch	Cobalt-60	9.01E-01	PCI/KG	4.43E+00	130	U

Fermi 2 - 2014
Annual Radiological Environmental Operating Report
Appendix C - Environmental Data Table

Medium	Location Category	Location ID	Date	Sample Type	Parameter	Result	Units	MDA	LLD	Lab Qualifier
Fish	Control	F-3	22-May-14	White Perch	Iodine-131	1.33E+02	PCI/KG	4.48E+02	60	DL
Fish	Control	F-3	22-May-14	White Perch	Iron-59	-5.61E+00	PCI/KG	1.88E+01	260	U
Fish	Control	F-3	22-May-14	White Perch	Lanthanum-140	2.18E+00	PCI/KG	8.74E+01		U
Fish	Control	F-3	22-May-14	White Perch	Manganese-54	-1.01E-01	PCI/KG	4.07E+00	130	U
Fish	Control	F-3	22-May-14	White Perch	Niobium-95	1.03E+00	PCI/KG	5.79E+00		U
Fish	Control	F-3	22-May-14	White Perch	Potassium-40	2.55E+03	PCI/KG	3.60E+01		
Fish	Control	F-3	22-May-14	White Perch	Ruthenium-103	4.83E+00	PCI/KG	9.03E+00		U
Fish	Control	F-3	22-May-14	White Perch	Ruthenium-106	-4.01E+00	PCI/KG	3.48E+01		U
Fish	Control	F-3	22-May-14	White Perch	Selenium-75	1.07E+00	PCI/KG	6.16E+00		U
Fish	Control	F-3	22-May-14	White Perch	Silver-108m	5.13E-01	PCI/KG	3.01E+00		U
Fish	Control	F-3	22-May-14	White Perch	Silver-110m	-1.30E-01	PCI/KG	6.03E+00		U
Fish	Control	F-3	22-May-14	White Perch	Strontium-89	-1.42E+02	PCI/KG	1.54E+02	300	U
Fish	Control	F-3	22-May-14	White Perch	Strontium-90	-6.50E+01	PCI/KG	1.14E+02	300	U
Fish	Control	F-3	22-May-14	White Perch	Thorium-228	4.99E+00	PCI/KG	6.61E+00		U
Fish	Control	F-3	22-May-14	White Perch	Zinc-65	6.39E-01	PCI/KG	1.10E+01	260	U
Fish	Control	F-3	22-May-14	White Perch	Zirconium-95	-1.95E+00	PCI/KG	1.06E+01		U
Fish	Control	F-3	23-May-14	White Perch	Actinium-228	-6.37E+00	PCI/KG	1.52E+01		U
Fish	Control	F-3	23-May-14	White Perch	Antimony-124	-1.97E+00	PCI/KG	1.42E+01		U
Fish	Control	F-3	23-May-14	White Perch	Antimony-125	-1.52E+00	PCI/KG	9.10E+00		U
Fish	Control	F-3	23-May-14	White Perch	Barium-140	8.82E+00	PCI/KG	8.17E+01		U
Fish	Control	F-3	23-May-14	White Perch	Beryllium-7	2.73E+01	PCI/KG	5.66E+01		U
Fish	Control	F-3	23-May-14	White Perch	Cerium-141	-6.09E+00	PCI/KG	1.57E+01		U
Fish	Control	F-3	23-May-14	White Perch	Cerium-144	-7.49E+00	PCI/KG	2.23E+01		U
Fish	Control	F-3	23-May-14	White Perch	Cesium-134	-3.40E-01	PCI/KG	3.76E+00	60	U
Fish	Control	F-3	23-May-14	White Perch	Cesium-137	1.35E+00	PCI/KG	3.75E+00	80	U
Fish	Control	F-3	23-May-14	White Perch	Chromium-51	-8.58E+00	PCI/KG	1.05E+02		U
Fish	Control	F-3	23-May-14	White Perch	Cobalt-57	-1.17E+00	PCI/KG	2.87E+00		U
Fish	Control	F-3	23-May-14	White Perch	Cobalt-58	-2.66E+00	PCI/KG	5.43E+00	130	U
Fish	Control	F-3	23-May-14	White Perch	Cobalt-60	1.32E+00	PCI/KG	4.10E+00	130	U
Fish	Control	F-3	23-May-14	White Perch	Iodine-131	-7.68E+01	PCI/KG	4.16E+02	60	DLU
Fish	Control	F-3	23-May-14	White Perch	Iron-59	7.06E+00	PCI/KG	1.80E+01	260	U
Fish	Control	F-3	23-May-14	White Perch	Lanthanum-140	8.82E+00	PCI/KG	8.17E+01		U
Fish	Control	F-3	23-May-14	White Perch	Manganese-54	1.02E+00	PCI/KG	3.80E+00	130	U
Fish	Control	F-3	23-May-14	White Perch	Niobium-95	-4.87E-01	PCI/KG	5.57E+00		U
Fish	Control	F-3	23-May-14	White Perch	Potassium-40	2.45E+03	PCI/KG	3.50E+01		
Fish	Control	F-3	23-May-14	White Perch	Ruthenium-103	1.27E+00	PCI/KG	8.11E+00		U
Fish	Control	F-3	23-May-14	White Perch	Ruthenium-106	-1.27E+01	PCI/KG	3.21E+01		U
Fish	Control	F-3	23-May-14	White Perch	Selenium-75	-4.20E+00	PCI/KG	5.71E+00		U
Fish	Control	F-3	23-May-14	White Perch	Silver-108m	8.26E-01	PCI/KG	3.00E+00		U
Fish	Control	F-3	23-May-14	White Perch	Silver-110m	-1.30E+00	PCI/KG	5.24E+00		U
Fish	Control	F-3	23-May-14	White Perch	Strontium-89	-1.09E+02	PCI/KG	2.09E+02	300	U
Fish	Control	F-3	23-May-14	White Perch	Strontium-90	-1.09E+01	PCI/KG	7.20E+01	300	U
Fish	Control	F-3	23-May-14	White Perch	Thorium-228	1.51E+00	PCI/KG	6.55E+00		U
Fish	Control	F-3	23-May-14	White Perch	Zinc-65	-3.83E-02	PCI/KG	9.21E+00	260	U
Fish	Control	F-3	23-May-14	White Perch	Zirconium-95	2.31E+00	PCI/KG	1.04E+01		U
Fish	Control	F-3	10-Oct-14	White Perch	Actinium-228	-5.69E+00	PCI/KG	3.24E+01		U
Fish	Control	F-3	10-Oct-14	White Perch	Antimony-124	1.13E+00	PCI/KG	2.96E+01		U
Fish	Control	F-3	10-Oct-14	White Perch	Antimony-125	-2.20E+00	PCI/KG	1.96E+01		U
Fish	Control	F-3	10-Oct-14	White Perch	Barium-140	-5.51E+01	PCI/KG	2.30E+02		U
Fish	Control	F-3	10-Oct-14	White Perch	Beryllium-7	-3.09E+01	PCI/KG	1.24E+02		U
Fish	Control	F-3	10-Oct-14	White Perch	Cerium-141	-4.18E+01	PCI/KG	3.72E+01		U
Fish	Control	F-3	10-Oct-14	White Perch	Cerium-144	-4.61E+00	PCI/KG	4.66E+01		U

Fermi 2 - 2014
Annual Radiological Environmental Operating Report
Appendix C - Environmental Data Table

Medium	Location Category	Location ID	Date	Sample Type	Parameter	Result	Units	MDA	LLD	Lab Qualifier
Fish	Control	F-3	10-Oct-14	White Perch	Cesium-134	3.10E+00	PCI/KG	8.39E+00	60	U
Fish	Control	F-3	10-Oct-14	White Perch	Cesium-137	4.06E+00	PCI/KG	7.91E+00	80	U
Fish	Control	F-3	10-Oct-14	White Perch	Chromium-51	4.71E+01	PCI/KG	2.70E+02		U
Fish	Control	F-3	10-Oct-14	White Perch	Cobalt-57	5.60E-01	PCI/KG	5.77E+00		U
Fish	Control	F-3	10-Oct-14	White Perch	Cobalt-58	-1.14E+00	PCI/KG	1.23E+01	130	U
Fish	Control	F-3	10-Oct-14	White Perch	Cobalt-60	6.63E+00	PCI/KG	8.90E+00	130	U
Fish	Control	F-3	10-Oct-14	White Perch	Iodine-131	4.43E+02	PCI/KG	1.69E+03	60	DL
Fish	Control	F-3	10-Oct-14	White Perch	Iron-59	3.69E+00	PCI/KG	3.43E+01	260	U
Fish	Control	F-3	10-Oct-14	White Perch	Lanthanum-140	-5.51E+01	PCI/KG	2.30E+02		U
Fish	Control	F-3	10-Oct-14	White Perch	Manganese-54	-2.97E+00	PCI/KG	7.53E+00	130	U
Fish	Control	F-3	10-Oct-14	White Perch	Niobium-95	9.64E+00	PCI/KG	1.41E+01		U
Fish	Control	F-3	10-Oct-14	White Perch	Potassium-40	2.77E+03	PCI/KG	6.55E+01		
Fish	Control	F-3	10-Oct-14	White Perch	Ruthenium-103	-3.16E+00	PCI/KG	2.01E+01		U
Fish	Control	F-3	10-Oct-14	White Perch	Ruthenium-106	-3.22E+01	PCI/KG	7.03E+01		U
Fish	Control	F-3	10-Oct-14	White Perch	Selenium-75	-4.25E+00	PCI/KG	1.23E+01		U
Fish	Control	F-3	10-Oct-14	White Perch	Silver-108m	-5.13E-01	PCI/KG	6.19E+00		U
Fish	Control	F-3	10-Oct-14	White Perch	Silver-110m	-2.71E+00	PCI/KG	1.09E+01		U
Fish	Control	F-3	10-Oct-14	White Perch	Strontium-89	-3.98E+02	PCI/KG	1.78E+02	300	U
Fish	Control	F-3	10-Oct-14	White Perch	Strontium-90	1.21E+02	PCI/KG	1.28E+02	300	U
Fish	Control	F-3	10-Oct-14	White Perch	Thorium-228	2.05E+00	PCI/KG	1.40E+01		U
Fish	Control	F-3	10-Oct-14	White Perch	Zinc-65	1.31E+00	PCI/KG	1.97E+01	260	U
Fish	Control	F-3	10-Oct-14	White Perch	Zirconium-95	-6.48E+00	PCI/KG	2.29E+01		U
Fish	Control	F-1	06-May-14	Yellow Perch	Actinium-228	-1.57E+02	PCI/KG	1.85E+02		U
Fish	Control	F-1	06-May-14	Yellow Perch	Antimony-124	-5.48E+01	PCI/KG	1.62E+02		U
Fish	Control	F-1	06-May-14	Yellow Perch	Antimony-125	-1.32E+01	PCI/KG	1.05E+02		U
Fish	Control	F-1	06-May-14	Yellow Perch	Barium-140	-6.77E+02	PCI/KG	2.01E+03		U
Fish	Control	F-1	06-May-14	Yellow Perch	Beryllium-7	1.63E+02	PCI/KG	7.72E+02		U
Fish	Control	F-1	06-May-14	Yellow Perch	Cerium-141	-1.35E+02	PCI/KG	2.02E+02		U
Fish	Control	F-1	06-May-14	Yellow Perch	Cerium-144	-3.23E+01	PCI/KG	1.99E+02		U
Fish	Control	F-1	06-May-14	Yellow Perch	Cesium-134	-2.83E+01	PCI/KG	4.71E+01	60	U
Fish	Control	F-1	06-May-14	Yellow Perch	Cesium-137	-1.51E-02	PCI/KG	4.29E+01	80	U
Fish	Control	F-1	06-May-14	Yellow Perch	Chromium-51	-9.29E+01	PCI/KG	1.64E+03		U
Fish	Control	F-1	06-May-14	Yellow Perch	Cobalt-57	-3.09E+00	PCI/KG	2.51E+01		U
Fish	Control	F-1	06-May-14	Yellow Perch	Cobalt-58	-3.65E+01	PCI/KG	7.58E+01	130	U
Fish	Control	F-1	06-May-14	Yellow Perch	Cobalt-60	-4.20E+00	PCI/KG	4.41E+01	130	U
Fish	Control	F-1	06-May-14	Yellow Perch	Iodine-131	-6.29E+03	PCI/KG	1.64E+04	60	DLU
Fish	Control	F-1	06-May-14	Yellow Perch	Iron-59	3.78E+01	PCI/KG	2.34E+02	260	U
Fish	Control	F-1	06-May-14	Yellow Perch	Lanthanum-140	-6.77E+02	PCI/KG	2.01E+03		U
Fish	Control	F-1	06-May-14	Yellow Perch	Manganese-54	-2.03E+01	PCI/KG	4.74E+01	130	U
Fish	Control	F-1	06-May-14	Yellow Perch	Niobium-95	-3.88E+01	PCI/KG	8.83E+01		U
Fish	Control	F-1	06-May-14	Yellow Perch	Potassium-40	3.29E+03	PCI/KG	3.86E+02		
Fish	Control	F-1	06-May-14	Yellow Perch	Ruthenium-103	-2.13E+01	PCI/KG	1.24E+02		U
Fish	Control	F-1	06-May-14	Yellow Perch	Ruthenium-106	2.13E+01	PCI/KG	4.15E+02		U
Fish	Control	F-1	06-May-14	Yellow Perch	Selenium-75	-4.61E+00	PCI/KG	6.51E+01		U
Fish	Control	F-1	06-May-14	Yellow Perch	Silver-108m	-7.92E+00	PCI/KG	3.27E+01		U
Fish	Control	F-1	06-May-14	Yellow Perch	Silver-110m	-3.14E+01	PCI/KG	6.75E+01		U
Fish	Control	F-1	06-May-14	Yellow Perch	Strontium-89	-1.44E+01	PCI/KG	1.86E+02	300	U
Fish	Control	F-1	06-May-14	Yellow Perch	Strontium-90	5.41E+01	PCI/KG	7.36E+01	300	U
Fish	Control	F-1	06-May-14	Yellow Perch	Thorium-228	3.45E+01	PCI/KG	6.85E+01		U
Fish	Control	F-1	06-May-14	Yellow Perch	Zinc-65	-5.58E+01	PCI/KG	1.04E+02	260	U
Fish	Control	F-1	06-May-14	Yellow Perch	Zirconium-95	-9.38E+01	PCI/KG	1.57E+02		U
Fish	Control	F-3	22-May-14	Yellow Perch	Actinium-228	-3.29E+01	PCI/KG	6.01E+01		U

Fermi 2 - 2014
Annual Radiological Environmental Operating Report
Appendix C - Environmental Data Table

Medium	Location Category	Location ID	Date	Sample Type	Parameter	Result	Units	MDA	LLD	Lab Qualifier
Fish	Control	F-3	22-May-14	Yellow Perch	Antimony-124	5.06E+00	PCI/KG	5.95E+01		U
Fish	Control	F-3	22-May-14	Yellow Perch	Antimony-125	4.71E+00	PCI/KG	3.54E+01		U
Fish	Control	F-3	22-May-14	Yellow Perch	Barium-140	-6.33E+01	PCI/KG	3.01E+02		U
Fish	Control	F-3	22-May-14	Yellow Perch	Beryllium-7	8.64E+01	PCI/KG	2.05E+02		U
Fish	Control	F-3	22-May-14	Yellow Perch	Cerium-141	2.79E+01	PCI/KG	4.41E+01		U
Fish	Control	F-3	22-May-14	Yellow Perch	Cerium-144	-9.69E+00	PCI/KG	6.66E+01		U
Fish	Control	F-3	22-May-14	Yellow Perch	Cesium-134	3.15E+00	PCI/KG	1.64E+01	60	U
Fish	Control	F-3	22-May-14	Yellow Perch	Cesium-137	2.66E+00	PCI/KG	1.40E+01	80	U
Fish	Control	F-3	22-May-14	Yellow Perch	Chromium-51	2.99E+01	PCI/KG	3.75E+02		U
Fish	Control	F-3	22-May-14	Yellow Perch	Cobalt-57	1.90E+00	PCI/KG	8.86E+00		U
Fish	Control	F-3	22-May-14	Yellow Perch	Cobalt-58	-2.79E+00	PCI/KG	2.22E+01	130	U
Fish	Control	F-3	22-May-14	Yellow Perch	Cobalt-60	-3.52E-01	PCI/KG	1.58E+01	130	U
Fish	Control	F-3	22-May-14	Yellow Perch	Iodine-131	-2.59E+02	PCI/KG	1.45E+03	60	DLU
Fish	Control	F-3	22-May-14	Yellow Perch	Iron-59	7.84E+00	PCI/KG	6.50E+01	260	U
Fish	Control	F-3	22-May-14	Yellow Perch	Lanthanum-140	-6.33E+01	PCI/KG	3.01E+02		U
Fish	Control	F-3	22-May-14	Yellow Perch	Manganese-54	-4.05E-01	PCI/KG	1.56E+01	130	U
Fish	Control	F-3	22-May-14	Yellow Perch	Niobium-95	-1.24E+00	PCI/KG	2.33E+01		U
Fish	Control	F-3	22-May-14	Yellow Perch	Potassium-40	3.12E+03	PCI/KG	1.41E+02		U
Fish	Control	F-3	22-May-14	Yellow Perch	Ruthenium-103	1.17E+00	PCI/KG	3.07E+01		U
Fish	Control	F-3	22-May-14	Yellow Perch	Ruthenium-106	-4.55E+01	PCI/KG	1.29E+02		U
Fish	Control	F-3	22-May-14	Yellow Perch	Selenium-75	4.80E+00	PCI/KG	2.05E+01		U
Fish	Control	F-3	22-May-14	Yellow Perch	Silver-108m	-3.89E-01	PCI/KG	1.10E+01		U
Fish	Control	F-3	22-May-14	Yellow Perch	Silver-110m	1.12E+01	PCI/KG	2.16E+01		U
Fish	Control	F-3	22-May-14	Yellow Perch	Strontium-89	-8.80E+01	PCI/KG	1.13E+02	300	U
Fish	Control	F-3	22-May-14	Yellow Perch	Strontium-90	2.04E+01	PCI/KG	1.15E+02	300	U
Fish	Control	F-3	22-May-14	Yellow Perch	Thorium-228	-8.38E+00	PCI/KG	2.37E+01		U
Fish	Control	F-3	22-May-14	Yellow Perch	Zinc-65	-9.74E+00	PCI/KG	3.64E+01	260	U
Fish	Control	F-3	22-May-14	Yellow Perch	Zirconium-95	-5.51E+00	PCI/KG	3.93E+01		U
Ground Water	Indicator	GW-1	27-Mar-14	Grab	Actinium-228	1.17E+01	PCI/L	2.16E+01		U
Ground Water	Indicator	GW-1	27-Mar-14	Grab	Antimony-124	1.09E+00	PCI/L	1.37E+01		U
Ground Water	Indicator	GW-1	27-Mar-14	Grab	Antimony-125	-3.59E+00	PCI/L	1.29E+01		U
Ground Water	Indicator	GW-1	27-Mar-14	Grab	Barium-140	1.43E+00	PCI/L	9.57E+00	15	U
Ground Water	Indicator	GW-1	27-Mar-14	Grab	Beryllium-7	-9.22E+00	PCI/L	3.74E+01		U
Ground Water	Indicator	GW-1	27-Mar-14	Grab	Cerium-141	-2.69E+00	PCI/L	9.29E+00		U
Ground Water	Indicator	GW-1	27-Mar-14	Grab	Cerium-144	6.40E+00	PCI/L	3.20E+01		U
Ground Water	Indicator	GW-1	27-Mar-14	Grab	Cesium-134	1.67E+00	PCI/L	5.59E+00	15	U
Ground Water	Indicator	GW-1	27-Mar-14	Grab	Cesium-137	-4.82E-01	PCI/L	4.53E+00	18	U
Ground Water	Indicator	GW-1	27-Mar-14	Grab	Chromium-51	-1.50E-01	PCI/L	5.08E+01		U
Ground Water	Indicator	GW-1	27-Mar-14	Grab	Cobalt-57	2.45E+00	PCI/L	4.34E+00		U
Ground Water	Indicator	GW-1	27-Mar-14	Grab	Cobalt-58	8.40E-03	PCI/L	4.09E+00	15	U
Ground Water	Indicator	GW-1	27-Mar-14	Grab	Cobalt-60	1.75E+00	PCI/L	5.71E+00	15	U
Ground Water	Indicator	GW-1	27-Mar-14	Grab	Iodine-131	-1.11E+00	PCI/L	1.17E+01		U
Ground Water	Indicator	GW-1	27-Mar-14	Grab	Iron-59	-5.26E+00	PCI/L	1.09E+01	30	U
Ground Water	Indicator	GW-1	27-Mar-14	Grab	Lanthanum-140	1.43E+00	PCI/L	9.57E+00	15	U
Ground Water	Indicator	GW-1	27-Mar-14	Grab	Manganese-54	-3.00E-01	PCI/L	4.03E+00	15	U
Ground Water	Indicator	GW-1	27-Mar-14	Grab	Niobium-95	2.88E+00	PCI/L	4.80E+00	15	U
Ground Water	Indicator	GW-1	27-Mar-14	Grab	Potassium-40	2.58E+00	PCI/L	7.42E+01		U
Ground Water	Indicator	GW-1	27-Mar-14	Grab	Ruthenium-103	-1.52E+00	PCI/L	5.40E+00		U
Ground Water	Indicator	GW-1	27-Mar-14	Grab	Ruthenium-106	1.93E+01	PCI/L	4.42E+01		U
Ground Water	Indicator	GW-1	27-Mar-14	Grab	Selenium-75	-4.06E+00	PCI/L	5.07E+00		U
Ground Water	Indicator	GW-1	27-Mar-14	Grab	Silver-108m	1.43E+00	PCI/L	4.84E+00		U
Ground Water	Indicator	GW-1	27-Mar-14	Grab	Silver-110m	5.65E-01	PCI/L	4.42E+00		U

Fermi 2 - 2014
Annual Radiological Environmental Operating Report
Appendix C - Environmental Data Table

Medium	Location Category	Location ID	Date	Sample Type	Parameter	Result	Units	MDA	LLD	Lab Qualifier
Ground Water	Indicator	GW-1	27-Mar-14	Grab	Thorium-228	-5.03E-01	PCI/L	1.00E+01		U
Ground Water	Indicator	GW-1	27-Mar-14	Grab	Tritium	-7.15E+01	PCI/L	4.09E+02	500	U
Ground Water	Indicator	GW-1	27-Mar-14	Grab	Zinc-65	2.11E+00	PCI/L	8.71E+00	30	U
Ground Water	Indicator	GW-1	27-Mar-14	Grab	Zirconium-95	1.55E+00	PCI/L	9.65E+00	15	U
Ground Water	Indicator	GW-2	27-Mar-14	Grab	Actinium-228	4.77E+00	PCI/L	2.21E+01		U
Ground Water	Indicator	GW-2	27-Mar-14	Grab	Antimony-124	3.86E+00	PCI/L	1.60E+01		U
Ground Water	Indicator	GW-2	27-Mar-14	Grab	Antimony-125	-3.78E+00	PCI/L	1.33E+01		U
Ground Water	Indicator	GW-2	27-Mar-14	Grab	Barium-140	1.57E+00	PCI/L	1.25E+01	15	U
Ground Water	Indicator	GW-2	27-Mar-14	Grab	Beryllium-7	2.05E+00	PCI/L	4.98E+01		U
Ground Water	Indicator	GW-2	27-Mar-14	Grab	Cerium-141	3.11E+00	PCI/L	1.12E+01		U
Ground Water	Indicator	GW-2	27-Mar-14	Grab	Cerium-144	1.57E+01	PCI/L	3.68E+01		U
Ground Water	Indicator	GW-2	27-Mar-14	Grab	Cesium-134	-3.39E-01	PCI/L	4.72E+00	15	U
Ground Water	Indicator	GW-2	27-Mar-14	Grab	Cesium-137	-1.66E+00	PCI/L	5.95E+00	18	U
Ground Water	Indicator	GW-2	27-Mar-14	Grab	Chromium-51	5.53E+00	PCI/L	6.04E+01		U
Ground Water	Indicator	GW-2	27-Mar-14	Grab	Cobalt-57	1.73E+00	PCI/L	5.21E+00		U
Ground Water	Indicator	GW-2	27-Mar-14	Grab	Cobalt-58	-1.69E-01	PCI/L	4.81E+00	15	U
Ground Water	Indicator	GW-2	27-Mar-14	Grab	Cobalt-60	-9.53E-01	PCI/L	6.22E+00	15	U
Ground Water	Indicator	GW-2	27-Mar-14	Grab	Iodine-131	2.28E+00	PCI/L	1.41E+01		U
Ground Water	Indicator	GW-2	27-Mar-14	Grab	Iron-59	3.18E+00	PCI/L	1.21E+01	30	U
Ground Water	Indicator	GW-2	27-Mar-14	Grab	Lanthanum-140	1.57E+00	PCI/L	1.25E+01	15	U
Ground Water	Indicator	GW-2	27-Mar-14	Grab	Manganese-54	-2.34E+00	PCI/L	4.96E+00	15	U
Ground Water	Indicator	GW-2	27-Mar-14	Grab	Niobium-95	-3.67E-01	PCI/L	6.01E+00	15	U
Ground Water	Indicator	GW-2	27-Mar-14	Grab	Potassium-40	-1.57E+01	PCI/L	5.96E+01		U
Ground Water	Indicator	GW-2	27-Mar-14	Grab	Ruthenium-103	1.43E+00	PCI/L	6.35E+00		U
Ground Water	Indicator	GW-2	27-Mar-14	Grab	Ruthenium-106	-3.91E+00	PCI/L	4.57E+01		U
Ground Water	Indicator	GW-2	27-Mar-14	Grab	Selenium-75	1.48E-01	PCI/L	7.64E+00		U
Ground Water	Indicator	GW-2	27-Mar-14	Grab	Silver-108m	1.02E+00	PCI/L	4.77E+00		U
Ground Water	Indicator	GW-2	27-Mar-14	Grab	Silver-110m	-9.88E-01	PCI/L	5.36E+00		U
Ground Water	Indicator	GW-2	27-Mar-14	Grab	Thorium-228	4.83E+00	PCI/L	8.57E+00		U
Ground Water	Indicator	GW-2	27-Mar-14	Grab	Tritium	9.24E+00	PCI/L	4.21E+02	500	U
Ground Water	Indicator	GW-2	27-Mar-14	Grab	Zinc-65	-2.27E+00	PCI/L	9.89E+00	30	U
Ground Water	Indicator	GW-2	27-Mar-14	Grab	Zirconium-95	-1.10E+00	PCI/L	8.99E+00	15	U
Ground Water	Indicator	GW-3	27-Mar-14	Grab	Actinium-228	5.77E+00	PCI/L	1.73E+01		U
Ground Water	Indicator	GW-3	27-Mar-14	Grab	Antimony-124	2.21E+00	PCI/L	1.21E+01		U
Ground Water	Indicator	GW-3	27-Mar-14	Grab	Antimony-125	6.92E+00	PCI/L	1.40E+01		U
Ground Water	Indicator	GW-3	27-Mar-14	Grab	Barium-140	1.59E+00	PCI/L	7.34E+00	15	U
Ground Water	Indicator	GW-3	27-Mar-14	Grab	Beryllium-7	2.73E+00	PCI/L	3.85E+01		U
Ground Water	Indicator	GW-3	27-Mar-14	Grab	Cerium-141	-1.44E+00	PCI/L	8.28E+00		U
Ground Water	Indicator	GW-3	27-Mar-14	Grab	Cerium-144	-8.72E+00	PCI/L	3.11E+01		U
Ground Water	Indicator	GW-3	27-Mar-14	Grab	Cesium-134	-9.97E-01	PCI/L	4.04E+00	15	U
Ground Water	Indicator	GW-3	27-Mar-14	Grab	Cesium-137	-1.32E+00	PCI/L	4.23E+00	18	U
Ground Water	Indicator	GW-3	27-Mar-14	Grab	Chromium-51	1.78E+01	PCI/L	4.59E+01		U
Ground Water	Indicator	GW-3	27-Mar-14	Grab	Cobalt-57	5.36E-01	PCI/L	4.58E+00		U
Ground Water	Indicator	GW-3	27-Mar-14	Grab	Cobalt-58	-2.89E-01	PCI/L	3.82E+00	15	U
Ground Water	Indicator	GW-3	27-Mar-14	Grab	Cobalt-60	-3.06E-01	PCI/L	4.17E+00	15	U
Ground Water	Indicator	GW-3	27-Mar-14	Grab	Iodine-131	2.24E+00	PCI/L	6.76E+00		U
Ground Water	Indicator	GW-3	27-Mar-14	Grab	Iron-59	3.02E-02	PCI/L	7.40E+00	30	U
Ground Water	Indicator	GW-3	27-Mar-14	Grab	Lanthanum-140	1.59E+00	PCI/L	7.34E+00	15	U
Ground Water	Indicator	GW-3	27-Mar-14	Grab	Manganese-54	-1.52E+00	PCI/L	3.62E+00	15	U
Ground Water	Indicator	GW-3	27-Mar-14	Grab	Niobium-95	2.44E+00	PCI/L	2.92E+00	15	U
Ground Water	Indicator	GW-3	27-Mar-14	Grab	Potassium-40	-8.23E+00	PCI/L	6.21E+01		U
Ground Water	Indicator	GW-3	27-Mar-14	Grab	Ruthenium-103	2.66E+00	PCI/L	4.56E+00		U

Fermi 2 - 2014
Annual Radiological Environmental Operating Report
Appendix C - Environmental Data Table

Medium	Location Category	Location ID	Date	Sample Type	Parameter	Result	Units	MDA	LLD	Lab Qualifier
Ground Water	Indicator	GW-3	27-Mar-14	Grab	Ruthenium-106	-8.69E+00	PCI/L	4.19E+01		U
Ground Water	Indicator	GW-3	27-Mar-14	Grab	Selenium-75	2.84E-01	PCI/L	6.31E+00		U
Ground Water	Indicator	GW-3	27-Mar-14	Grab	Silver-108m	-1.89E+00	PCI/L	3.23E+00		U
Ground Water	Indicator	GW-3	27-Mar-14	Grab	Silver-110m	2.65E-01	PCI/L	4.40E+00		U
Ground Water	Indicator	GW-3	27-Mar-14	Grab	Thorium-228	3.88E+00	PCI/L	8.08E+00		U
Ground Water	Indicator	GW-3	27-Mar-14	Grab	Tritium	-1.46E+02	PCI/L	4.15E+02	500	U
Ground Water	Indicator	GW-3	27-Mar-14	Grab	Zinc-65	-7.37E+00	PCI/L	9.73E+00	30	U
Ground Water	Indicator	GW-3	27-Mar-14	Grab	Zirconium-95	-2.20E+00	PCI/L	6.42E+00	15	U
Ground Water	Control	GW-4	27-Mar-14	Grab	Actinium-228	1.10E+01	PCI/L	2.18E+01		U
Ground Water	Control	GW-4	27-Mar-14	Grab	Actinium-228	1.99E+01	PCI/L	2.01E+01		U
Ground Water	Control	GW-4	27-Mar-14	Grab	Antimony-124	-1.33E-01	PCI/L	1.37E+01		U
Ground Water	Control	GW-4	27-Mar-14	Grab	Antimony-124	5.45E+00	PCI/L	1.14E+01		U
Ground Water	Control	GW-4	27-Mar-14	Grab	Antimony-125	1.95E+00	PCI/L	1.22E+01		U
Ground Water	Control	GW-4	27-Mar-14	Grab	Antimony-125	7.91E+00	PCI/L	1.42E+01		U
Ground Water	Control	GW-4	27-Mar-14	Grab	Barium-140	6.96E-01	PCI/L	6.72E+00	15	U
Ground Water	Control	GW-4	27-Mar-14	Grab	Barium-140	7.29E-01	PCI/L	7.19E+00	15	U
Ground Water	Control	GW-4	27-Mar-14	Grab	Beryllium-7	-2.34E+01	PCI/L	3.06E+01		U
Ground Water	Control	GW-4	27-Mar-14	Grab	Beryllium-7	-8.64E+00	PCI/L	3.76E+01		U
Ground Water	Control	GW-4	27-Mar-14	Grab	Cerium-141	-1.53E+00	PCI/L	8.92E+00		U
Ground Water	Control	GW-4	27-Mar-14	Grab	Cerium-141	5.12E+00	PCI/L	7.96E+00		U
Ground Water	Control	GW-4	27-Mar-14	Grab	Cerium-144	1.72E+00	PCI/L	2.86E+01		U
Ground Water	Control	GW-4	27-Mar-14	Grab	Cerium-144	1.15E+01	PCI/L	3.37E+01		U
Ground Water	Control	GW-4	27-Mar-14	Grab	Cesium-134	-2.91E-01	PCI/L	5.14E+00	15	U
Ground Water	Control	GW-4	27-Mar-14	Grab	Cesium-134	3.51E-01	PCI/L	4.78E+00	15	U
Ground Water	Control	GW-4	27-Mar-14	Grab	Cesium-137	-7.82E-01	PCI/L	5.09E+00	18	U
Ground Water	Control	GW-4	27-Mar-14	Grab	Cesium-137	5.08E-01	PCI/L	4.99E+00	18	U
Ground Water	Control	GW-4	27-Mar-14	Grab	Chromium-51	-1.47E+01	PCI/L	4.19E+01		U
Ground Water	Control	GW-4	27-Mar-14	Grab	Chromium-51	7.65E+00	PCI/L	4.42E+01		U
Ground Water	Control	GW-4	27-Mar-14	Grab	Cobalt-57	-1.14E+00	PCI/L	3.51E+00		U
Ground Water	Control	GW-4	27-Mar-14	Grab	Cobalt-57	9.07E-01	PCI/L	4.11E+00		U
Ground Water	Control	GW-4	27-Mar-14	Grab	Cobalt-58	-7.78E-01	PCI/L	4.50E+00	15	U
Ground Water	Control	GW-4	27-Mar-14	Grab	Cobalt-58	1.40E+00	PCI/L	2.10E+00	15	U
Ground Water	Control	GW-4	27-Mar-14	Grab	Cobalt-60	-1.19E-01	PCI/L	4.78E+00	15	U
Ground Water	Control	GW-4	27-Mar-14	Grab	Cobalt-60	2.51E+00	PCI/L	5.88E+00	15	U
Ground Water	Control	GW-4	27-Mar-14	Grab	Iodine-131	-4.25E+00	PCI/L	5.76E+00		U
Ground Water	Control	GW-4	27-Mar-14	Grab	Iodine-131	-2.84E+00	PCI/L	6.20E+00		U
Ground Water	Control	GW-4	27-Mar-14	Grab	Iron-59	9.07E-01	PCI/L	8.10E+00	30	U
Ground Water	Control	GW-4	27-Mar-14	Grab	Iron-59	2.96E+00	PCI/L	9.67E+00	30	U
Ground Water	Control	GW-4	27-Mar-14	Grab	Lanthanum-140	6.96E-01	PCI/L	6.72E+00	15	U
Ground Water	Control	GW-4	27-Mar-14	Grab	Lanthanum-140	7.29E-01	PCI/L	7.19E+00	15	U
Ground Water	Control	GW-4	27-Mar-14	Grab	Manganese-54	-6.32E-01	PCI/L	4.31E+00	15	U
Ground Water	Control	GW-4	27-Mar-14	Grab	Manganese-54	1.31E+00	PCI/L	5.29E+00	15	U
Ground Water	Control	GW-4	27-Mar-14	Grab	Niobium-95	-2.34E+00	PCI/L	4.59E+00	15	U
Ground Water	Control	GW-4	27-Mar-14	Grab	Niobium-95	-3.11E-01	PCI/L	5.27E+00	15	U
Ground Water	Control	GW-4	27-Mar-14	Grab	Potassium-40	6.67E+00	PCI/L	5.13E+01		U
Ground Water	Control	GW-4	27-Mar-14	Grab	Potassium-40	7.76E+00	PCI/L	7.27E+01		U
Ground Water	Control	GW-4	27-Mar-14	Grab	Ruthenium-103	-2.12E+00	PCI/L	3.64E+00		U
Ground Water	Control	GW-4	27-Mar-14	Grab	Ruthenium-103	-8.52E-01	PCI/L	4.61E+00		U
Ground Water	Control	GW-4	27-Mar-14	Grab	Ruthenium-106	-2.84E+00	PCI/L	4.01E+01		U
Ground Water	Control	GW-4	27-Mar-14	Grab	Ruthenium-106	4.62E+00	PCI/L	4.09E+01		U
Ground Water	Control	GW-4	27-Mar-14	Grab	Selenium-75	-3.49E-01	PCI/L	6.23E+00		U
Ground Water	Control	GW-4	27-Mar-14	Grab	Selenium-75	6.00E-01	PCI/L	6.26E+00		U

Fermi 2 - 2014
Annual Radiological Environmental Operating Report
Appendix C - Environmental Data Table

Medium	Location Category	Location ID	Date	Sample Type	Parameter	Result	Units	MDA	LLD	Lab Qualifier
Ground Water	Control	GW-4	27-Mar-14	Grab	Silver-108m	7.17E-01	PCI/L	3.66E+00		U
Ground Water	Control	GW-4	27-Mar-14	Grab	Silver-108m	5.98E+00	PCI/L	4.04E+00		UI
Ground Water	Control	GW-4	27-Mar-14	Grab	Silver-110m	-2.69E+00	PCI/L	3.11E+00		U
Ground Water	Control	GW-4	27-Mar-14	Grab	Silver-110m	-5.25E-01	PCI/L	4.39E+00		U
Ground Water	Control	GW-4	27-Mar-14	Grab	Thorium-228	-1.90E-01	PCI/L	9.41E+00		U
Ground Water	Control	GW-4	27-Mar-14	Grab	Thorium-228	2.04E+00	PCI/L	8.35E+00		U
Ground Water	Control	GW-4	27-Mar-14	Grab	Tritium	-3.64E+01	PCI/L	4.16E+02	500	U
Ground Water	Control	GW-4	27-Mar-14	Grab	Tritium	3.62E+01	PCI/L	4.09E+02	500	U
Ground Water	Control	GW-4	27-Mar-14	Grab	Zinc-65	-3.22E+00	PCI/L	8.35E+00	30	U
Ground Water	Control	GW-4	27-Mar-14	Grab	Zinc-65	3.54E+00	PCI/L	1.03E+01	30	U
Ground Water	Control	GW-4	27-Mar-14	Grab	Zirconium-95	1.36E+00	PCI/L	8.30E+00	15	U
Ground Water	Control	GW-4	27-Mar-14	Grab	Zirconium-95	1.78E+00	PCI/L	8.22E+00	15	U
Ground Water	Indicator	GW-1	24-Jun-14	Grab	Actinium-228	4.19E+00	PCI/L	1.97E+01		U
Ground Water	Indicator	GW-1	24-Jun-14	Grab	Antimony-124	3.79E+00	PCI/L	1.13E+01		U
Ground Water	Indicator	GW-1	24-Jun-14	Grab	Antimony-125	9.64E+00	PCI/L	1.48E+01		U
Ground Water	Indicator	GW-1	24-Jun-14	Grab	Barium-140	1.70E-01	PCI/L	5.94E+00	15	U
Ground Water	Indicator	GW-1	24-Jun-14	Grab	Beryllium-7	-7.57E+00	PCI/L	3.63E+01		U
Ground Water	Indicator	GW-1	24-Jun-14	Grab	Cerium-141	-1.60E+00	PCI/L	8.40E+00		U
Ground Water	Indicator	GW-1	24-Jun-14	Grab	Cerium-144	1.51E+01	PCI/L	3.50E+01		U
Ground Water	Indicator	GW-1	24-Jun-14	Grab	Cesium-134	-7.78E-02	PCI/L	5.15E+00	15	U
Ground Water	Indicator	GW-1	24-Jun-14	Grab	Cesium-137	1.35E-01	PCI/L	4.85E+00	18	U
Ground Water	Indicator	GW-1	24-Jun-14	Grab	Chromium-51	-3.41E+01	PCI/L	3.30E+01		U
Ground Water	Indicator	GW-1	24-Jun-14	Grab	Cobalt-57	-1.46E-01	PCI/L	4.28E+00		U
Ground Water	Indicator	GW-1	24-Jun-14	Grab	Cobalt-58	-2.21E-01	PCI/L	3.96E+00	15	U
Ground Water	Indicator	GW-1	24-Jun-14	Grab	Cobalt-60	-1.45E+00	PCI/L	3.14E+00	15	U
Ground Water	Indicator	GW-1	24-Jun-14	Grab	Iodine-131	1.32E+00	PCI/L	5.74E+00		U
Ground Water	Indicator	GW-1	24-Jun-14	Grab	Iron-59	-5.67E-01	PCI/L	7.33E+00	30	U
Ground Water	Indicator	GW-1	24-Jun-14	Grab	Lanthanum-140	1.70E-01	PCI/L	5.94E+00	15	U
Ground Water	Indicator	GW-1	24-Jun-14	Grab	Manganese-54	-1.04E+00	PCI/L	3.65E+00	15	U
Ground Water	Indicator	GW-1	24-Jun-14	Grab	Niobium-95	1.32E+00	PCI/L	4.86E+00	15	U
Ground Water	Indicator	GW-1	24-Jun-14	Grab	Potassium-40	-1.12E+01	PCI/L	5.05E+01		U
Ground Water	Indicator	GW-1	24-Jun-14	Grab	Ruthenium-103	2.90E-01	PCI/L	4.41E+00		U
Ground Water	Indicator	GW-1	24-Jun-14	Grab	Ruthenium-106	-1.83E+00	PCI/L	3.89E+01		U
Ground Water	Indicator	GW-1	24-Jun-14	Grab	Selenium-75	1.30E+00	PCI/L	6.39E+00		U
Ground Water	Indicator	GW-1	24-Jun-14	Grab	Silver-108m	2.54E+00	PCI/L	4.31E+00		U
Ground Water	Indicator	GW-1	24-Jun-14	Grab	Silver-110m	-2.50E+00	PCI/L	3.58E+00		U
Ground Water	Indicator	GW-1	24-Jun-14	Grab	Thorium-228	1.11E+01	PCI/L	9.40E+00		UI
Ground Water	Indicator	GW-1	24-Jun-14	Grab	Tritium	-8.98E+01	PCI/L	4.17E+02	500	U
Ground Water	Indicator	GW-1	24-Jun-14	Grab	Zinc-65	5.19E-01	PCI/L	8.16E+00	30	U
Ground Water	Indicator	GW-1	24-Jun-14	Grab	Zirconium-95	-1.93E+00	PCI/L	7.02E+00	15	U
Ground Water	Indicator	GW-2	24-Jun-14	Grab	Actinium-228	-7.26E+00	PCI/L	2.43E+01		U
Ground Water	Indicator	GW-2	24-Jun-14	Grab	Antimony-124	-3.77E+00	PCI/L	1.19E+01		U
Ground Water	Indicator	GW-2	24-Jun-14	Grab	Antimony-125	-4.36E+00	PCI/L	1.83E+01		U
Ground Water	Indicator	GW-2	24-Jun-14	Grab	Barium-140	2.71E+00	PCI/L	8.16E+00	15	U
Ground Water	Indicator	GW-2	24-Jun-14	Grab	Beryllium-7	4.63E+01	PCI/L	5.85E+01		U
Ground Water	Indicator	GW-2	24-Jun-14	Grab	Cerium-141	1.79E+00	PCI/L	1.24E+01		U
Ground Water	Indicator	GW-2	24-Jun-14	Grab	Cerium-144	3.43E+01	PCI/L	4.86E+01		U
Ground Water	Indicator	GW-2	24-Jun-14	Grab	Cesium-134	3.20E+00	PCI/L	7.47E+00	15	U
Ground Water	Indicator	GW-2	24-Jun-14	Grab	Cesium-137	-3.09E+00	PCI/L	5.94E+00	18	U
Ground Water	Indicator	GW-2	24-Jun-14	Grab	Chromium-51	3.92E+00	PCI/L	5.82E+01		U
Ground Water	Indicator	GW-2	24-Jun-14	Grab	Cobalt-57	-7.54E-01	PCI/L	6.54E+00		U
Ground Water	Indicator	GW-2	24-Jun-14	Grab	Cobalt-58	-1.72E+00	PCI/L	5.53E+00	15	U

Fermi 2 - 2014
Annual Radiological Environmental Operating Report
Appendix C - Environmental Data Table

Medium	Location Category	Location ID	Date	Sample Type	Parameter	Result	Units	MDA	LLD	Lab Qualifier
Ground Water	Indicator	GW-2	24-Jun-14	Grab	Cobalt-60	4.16E+00	PCI/L	7.04E+00	15	U
Ground Water	Indicator	GW-2	24-Jun-14	Grab	Iodine-131	-7.20E-01	PCI/L	7.74E+00		U
Ground Water	Indicator	GW-2	24-Jun-14	Grab	Iron-59	8.15E+00	PCI/L	1.33E+01	30	U
Ground Water	Indicator	GW-2	24-Jun-14	Grab	Lanthanum-140	2.71E+00	PCI/L	8.16E+00	15	U
Ground Water	Indicator	GW-2	24-Jun-14	Grab	Manganese-54	-1.86E+00	PCI/L	5.36E+00	15	U
Ground Water	Indicator	GW-2	24-Jun-14	Grab	Niobium-95	2.36E+00	PCI/L	6.97E+00	15	U
Ground Water	Indicator	GW-2	24-Jun-14	Grab	Potassium-40	-1.43E+01	PCI/L	7.45E+01		U
Ground Water	Indicator	GW-2	24-Jun-14	Grab	Ruthenium-103	2.12E+00	PCI/L	6.52E+00		U
Ground Water	Indicator	GW-2	24-Jun-14	Grab	Ruthenium-106	1.25E+01	PCI/L	5.04E+01		U
Ground Water	Indicator	GW-2	24-Jun-14	Grab	Selenium-75	-6.34E-01	PCI/L	9.78E+00		U
Ground Water	Indicator	GW-2	24-Jun-14	Grab	Silver-108m	-3.27E+00	PCI/L	5.05E+00		U
Ground Water	Indicator	GW-2	24-Jun-14	Grab	Silver-110m	8.72E-01	PCI/L	5.74E+00		U
Ground Water	Indicator	GW-2	24-Jun-14	Grab	Thorium-228	-5.72E+00	PCI/L	1.45E+01		U
Ground Water	Indicator	GW-2	24-Jun-14	Grab	Tritium	-1.43E+02	PCI/L	4.15E+02	500	U
Ground Water	Indicator	GW-2	24-Jun-14	Grab	Zinc-65	1.51E+00	PCI/L	1.31E+01	30	U
Ground Water	Indicator	GW-2	24-Jun-14	Grab	Zirconium-95	-4.88E-01	PCI/L	9.62E+00	15	U
Ground Water	Indicator	GW-3	24-Jun-14	Grab	Actinium-228	-1.02E+01	PCI/L	2.49E+01		U
Ground Water	Indicator	GW-3	24-Jun-14	Grab	Antimony-124	-3.60E+00	PCI/L	1.12E+01		U
Ground Water	Indicator	GW-3	24-Jun-14	Grab	Antimony-125	8.05E+00	PCI/L	1.77E+01		U
Ground Water	Indicator	GW-3	24-Jun-14	Grab	Barium-140	8.93E-01	PCI/L	9.19E+00	15	U
Ground Water	Indicator	GW-3	24-Jun-14	Grab	Beryllium-7	3.34E+00	PCI/L	5.47E+01		U
Ground Water	Indicator	GW-3	24-Jun-14	Grab	Cerium-141	3.01E+00	PCI/L	9.20E+00		U
Ground Water	Indicator	GW-3	24-Jun-14	Grab	Cerium-144	1.27E+00	PCI/L	3.72E+01		U
Ground Water	Indicator	GW-3	24-Jun-14	Grab	Cesium-134	3.94E-01	PCI/L	6.49E+00	15	U
Ground Water	Indicator	GW-3	24-Jun-14	Grab	Cesium-137	2.42E+00	PCI/L	7.30E+00	18	U
Ground Water	Indicator	GW-3	24-Jun-14	Grab	Chromium-51	-1.46E+01	PCI/L	4.86E+01		U
Ground Water	Indicator	GW-3	24-Jun-14	Grab	Cobalt-57	-1.41E+00	PCI/L	4.50E+00		U
Ground Water	Indicator	GW-3	24-Jun-14	Grab	Cobalt-58	-1.81E+00	PCI/L	6.51E+00	15	U
Ground Water	Indicator	GW-3	24-Jun-14	Grab	Cobalt-60	-2.58E+00	PCI/L	6.28E+00	15	U
Ground Water	Indicator	GW-3	24-Jun-14	Grab	Iodine-131	-1.15E+00	PCI/L	6.80E+00		U
Ground Water	Indicator	GW-3	24-Jun-14	Grab	Iron-59	3.01E+00	PCI/L	1.28E+01	30	U
Ground Water	Indicator	GW-3	24-Jun-14	Grab	Lanthanum-140	8.93E-01	PCI/L	9.19E+00	15	U
Ground Water	Indicator	GW-3	24-Jun-14	Grab	Manganese-54	-4.34E-01	PCI/L	6.93E+00	15	U
Ground Water	Indicator	GW-3	24-Jun-14	Grab	Niobium-95	4.98E-01	PCI/L	8.03E+00	15	U
Ground Water	Indicator	GW-3	24-Jun-14	Grab	Potassium-40	-1.16E+01	PCI/L	8.88E+01		U
Ground Water	Indicator	GW-3	24-Jun-14	Grab	Ruthenium-103	1.34E+00	PCI/L	6.46E+00		U
Ground Water	Indicator	GW-3	24-Jun-14	Grab	Ruthenium-106	1.56E+00	PCI/L	5.01E+01		U
Ground Water	Indicator	GW-3	24-Jun-14	Grab	Selenium-75	1.58E+00	PCI/L	8.42E+00		U
Ground Water	Indicator	GW-3	24-Jun-14	Grab	Silver-108m	-5.63E-01	PCI/L	5.53E+00		U
Ground Water	Indicator	GW-3	24-Jun-14	Grab	Silver-110m	-1.10E+00	PCI/L	6.14E+00		U
Ground Water	Indicator	GW-3	24-Jun-14	Grab	Thorium-228	-1.12E+00	PCI/L	1.27E+01		U
Ground Water	Indicator	GW-3	24-Jun-14	Grab	Tritium	6.34E+01	PCI/L	4.18E+02	500	U
Ground Water	Indicator	GW-3	24-Jun-14	Grab	Zinc-65	7.64E-01	PCI/L	1.18E+01	30	U
Ground Water	Indicator	GW-3	24-Jun-14	Grab	Zirconium-95	-6.37E+00	PCI/L	1.03E+01	15	U
Ground Water	Control	GW-4	24-Jun-14	Grab	Actinium-228	-2.68E+00	PCI/L	2.39E+01		U
Ground Water	Control	GW-4	24-Jun-14	Grab	Actinium-228	8.32E+00	PCI/L	2.74E+01		U
Ground Water	Control	GW-4	24-Jun-14	Grab	Antimony-124	-8.11E+00	PCI/L	1.22E+01		U
Ground Water	Control	GW-4	24-Jun-14	Grab	Antimony-124	3.50E+00	PCI/L	1.23E+01		U
Ground Water	Control	GW-4	24-Jun-14	Grab	Antimony-125	-1.18E-01	PCI/L	1.60E+01		U
Ground Water	Control	GW-4	24-Jun-14	Grab	Antimony-125	1.94E-01	PCI/L	1.57E+01		U
Ground Water	Control	GW-4	24-Jun-14	Grab	Barium-140	-1.24E+00	PCI/L	5.91E+00	15	U
Ground Water	Control	GW-4	24-Jun-14	Grab	Barium-140	4.43E+00	PCI/L	1.04E+01	15	U

Fermi 2 - 2014
Annual Radiological Environmental Operating Report
Appendix C - Environmental Data Table

Medium	Location Category	Location ID	Date	Sample Type	Parameter	Result	Units	MDA	LLD	Lab Qualifier
Ground Water	Control	GW-4	24-Jun-14	Grab	Beryllium-7	-3.42E+01	PCI/L	3.92E+01		U
Ground Water	Control	GW-4	24-Jun-14	Grab	Beryllium-7	-2.78E+00	PCI/L	4.80E+01		U
Ground Water	Control	GW-4	24-Jun-14	Grab	Cerium-141	-6.88E-01	PCI/L	9.49E+00		U
Ground Water	Control	GW-4	24-Jun-14	Grab	Cerium-141	6.94E-01	PCI/L	8.79E+00		U
Ground Water	Control	GW-4	24-Jun-14	Grab	Cerium-144	-4.89E+00	PCI/L	3.62E+01		U
Ground Water	Control	GW-4	24-Jun-14	Grab	Cerium-144	1.42E+01	PCI/L	3.94E+01		U
Ground Water	Control	GW-4	24-Jun-14	Grab	Cesium-134	4.95E-01	PCI/L	5.53E+00	15	U
Ground Water	Control	GW-4	24-Jun-14	Grab	Cesium-134	2.30E+00	PCI/L	7.58E+00	15	U
Ground Water	Control	GW-4	24-Jun-14	Grab	Cesium-137	-3.08E+00	PCI/L	6.17E+00	18	U
Ground Water	Control	GW-4	24-Jun-14	Grab	Cesium-137	-1.49E+00	PCI/L	5.21E+00	18	U
Ground Water	Control	GW-4	24-Jun-14	Grab	Chromium-51	2.03E+01	PCI/L	5.03E+01		U
Ground Water	Control	GW-4	24-Jun-14	Grab	Chromium-51	2.72E+01	PCI/L	5.21E+01		U
Ground Water	Control	GW-4	24-Jun-14	Grab	Cobalt-57	1.52E+00	PCI/L	4.97E+00		U
Ground Water	Control	GW-4	24-Jun-14	Grab	Cobalt-57	2.49E+00	PCI/L	5.01E+00		U
Ground Water	Control	GW-4	24-Jun-14	Grab	Cobalt-58	-1.74E+00	PCI/L	4.80E+00	15	U
Ground Water	Control	GW-4	24-Jun-14	Grab	Cobalt-58	-6.00E-01	PCI/L	4.99E+00	15	U
Ground Water	Control	GW-4	24-Jun-14	Grab	Cobalt-60	4.31E-01	PCI/L	5.61E+00	15	U
Ground Water	Control	GW-4	24-Jun-14	Grab	Cobalt-60	1.35E+00	PCI/L	6.07E+00	15	U
Ground Water	Control	GW-4	24-Jun-14	Grab	Iodine-131	7.05E-01	PCI/L	7.17E+00		U
Ground Water	Control	GW-4	24-Jun-14	Grab	Iodine-131	3.72E+00	PCI/L	6.77E+00		U
Ground Water	Control	GW-4	24-Jun-14	Grab	Iron-59	5.87E-01	PCI/L	9.61E+00	30	U
Ground Water	Control	GW-4	24-Jun-14	Grab	Iron-59	4.05E+00	PCI/L	1.11E+01	30	U
Ground Water	Control	GW-4	24-Jun-14	Grab	Lanthanum-140	-1.24E+00	PCI/L	5.91E+00	15	U
Ground Water	Control	GW-4	24-Jun-14	Grab	Lanthanum-140	4.43E+00	PCI/L	1.04E+01	15	U
Ground Water	Control	GW-4	24-Jun-14	Grab	Manganese-54	-5.51E-01	PCI/L	5.39E+00	15	U
Ground Water	Control	GW-4	24-Jun-14	Grab	Manganese-54	1.48E+00	PCI/L	6.04E+00	15	U
Ground Water	Control	GW-4	24-Jun-14	Grab	Niobium-95	2.91E+00	PCI/L	6.16E+00	15	U
Ground Water	Control	GW-4	24-Jun-14	Grab	Niobium-95	4.37E+00	PCI/L	6.56E+00	15	U
Ground Water	Control	GW-4	24-Jun-14	Grab	Potassium-40	4.49E+00	PCI/L	8.16E+01		U
Ground Water	Control	GW-4	24-Jun-14	Grab	Potassium-40	5.47E+00	PCI/L	8.59E+01		U
Ground Water	Control	GW-4	24-Jun-14	Grab	Ruthenium-103	-2.65E+00	PCI/L	4.68E+00		U
Ground Water	Control	GW-4	24-Jun-14	Grab	Ruthenium-103	-4.30E-01	PCI/L	5.06E+00		U
Ground Water	Control	GW-4	24-Jun-14	Grab	Ruthenium-106	-5.09E+00	PCI/L	4.97E+01		U
Ground Water	Control	GW-4	24-Jun-14	Grab	Ruthenium-106	5.31E+00	PCI/L	4.05E+01		U
Ground Water	Control	GW-4	24-Jun-14	Grab	Selenium-75	-4.37E+00	PCI/L	6.23E+00		U
Ground Water	Control	GW-4	24-Jun-14	Grab	Selenium-75	-1.17E+00	PCI/L	7.06E+00		U
Ground Water	Control	GW-4	24-Jun-14	Grab	Silver-108m	1.67E-01	PCI/L	5.15E+00		U
Ground Water	Control	GW-4	24-Jun-14	Grab	Silver-108m	1.65E+00	PCI/L	5.39E+00		U
Ground Water	Control	GW-4	24-Jun-14	Grab	Silver-110m	-2.54E+00	PCI/L	4.22E+00		U
Ground Water	Control	GW-4	24-Jun-14	Grab	Silver-110m	-7.49E-01	PCI/L	5.15E+00		U
Ground Water	Control	GW-4	24-Jun-14	Grab	Thorium-228	4.38E+00	PCI/L	9.85E+00		U
Ground Water	Control	GW-4	24-Jun-14	Grab	Thorium-228	5.39E+00	PCI/L	1.17E+01		U
Ground Water	Control	GW-4	24-Jun-14	Grab	Tritium	-2.28E+02	PCI/L	4.23E+02	500	U
Ground Water	Control	GW-4	24-Jun-14	Grab	Tritium	-1.54E+02	PCI/L	4.19E+02	500	U
Ground Water	Control	GW-4	24-Jun-14	Grab	Zinc-65	-3.58E+00	PCI/L	1.18E+01	30	U
Ground Water	Control	GW-4	24-Jun-14	Grab	Zinc-65	1.76E+00	PCI/L	1.31E+01	30	U
Ground Water	Control	GW-4	24-Jun-14	Grab	Zirconium-95	1.41E+00	PCI/L	8.91E+00	15	U
Ground Water	Control	GW-4	24-Jun-14	Grab	Zirconium-95	3.79E+00	PCI/L	9.62E+00	15	U
Ground Water	Indicator	GW-1	25-Sep-14	Grab	Actinium-228	-1.58E+01	PCI/L	2.19E+01		U
Ground Water	Indicator	GW-1	25-Sep-14	Grab	Antimony-124	3.25E-01	PCI/L	1.59E+01		U
Ground Water	Indicator	GW-1	25-Sep-14	Grab	Antimony-125	1.94E+00	PCI/L	1.49E+01		U
Ground Water	Indicator	GW-1	25-Sep-14	Grab	Barium-140	-4.28E+00	PCI/L	7.60E+00	15	U

Fermi 2 - 2014
Annual Radiological Environmental Operating Report
Appendix C - Environmental Data Table

Medium	Location Category	Location ID	Date	Sample Type	Parameter	Result	Units	MDA	LLD	Lab Qualifier
Ground Water	Indicator	GW-1	25-Sep-14	Grab	Beryllium-7	5.21E+00	PCI/L	5.21E+01		U
Ground Water	Indicator	GW-1	25-Sep-14	Grab	Cerium-141	-4.06E+00	PCI/L	1.01E+01		U
Ground Water	Indicator	GW-1	25-Sep-14	Grab	Cerium-144	-8.42E+00	PCI/L	3.47E+01		U
Ground Water	Indicator	GW-1	25-Sep-14	Grab	Cesium-134	2.00E-01	PCI/L	7.14E+00	15	U
Ground Water	Indicator	GW-1	25-Sep-14	Grab	Cesium-137	-5.26E+00	PCI/L	5.58E+00	18	U
Ground Water	Indicator	GW-1	25-Sep-14	Grab	Chromium-51	-1.16E+01	PCI/L	4.83E+01		U
Ground Water	Indicator	GW-1	25-Sep-14	Grab	Cobalt-57	-1.03E-01	PCI/L	4.45E+00		U
Ground Water	Indicator	GW-1	25-Sep-14	Grab	Cobalt-58	-1.92E+00	PCI/L	5.26E+00	15	U
Ground Water	Indicator	GW-1	25-Sep-14	Grab	Cobalt-60	1.69E+00	PCI/L	6.90E+00	15	U
Ground Water	Indicator	GW-1	25-Sep-14	Grab	Iodine-131	3.32E-01	PCI/L	8.63E+00		U
Ground Water	Indicator	GW-1	25-Sep-14	Grab	Iron-59	-1.16E+00	PCI/L	1.17E+01	30	U
Ground Water	Indicator	GW-1	25-Sep-14	Grab	Lanthanum-140	-4.28E+00	PCI/L	7.60E+00	15	U
Ground Water	Indicator	GW-1	25-Sep-14	Grab	Manganese-54	5.00E-01	PCI/L	6.44E+00	15	U
Ground Water	Indicator	GW-1	25-Sep-14	Grab	Niobium-95	4.09E+00	PCI/L	6.37E+00	15	U
Ground Water	Indicator	GW-1	25-Sep-14	Grab	Potassium-40	4.31E+01	PCI/L	8.68E+01		U
Ground Water	Indicator	GW-1	25-Sep-14	Grab	Ruthenium-103	-9.12E-01	PCI/L	6.62E+00		U
Ground Water	Indicator	GW-1	25-Sep-14	Grab	Ruthenium-106	2.73E+01	PCI/L	6.67E+01		U
Ground Water	Indicator	GW-1	25-Sep-14	Grab	Selenium-75	-1.72E+00	PCI/L	7.41E+00		U
Ground Water	Indicator	GW-1	25-Sep-14	Grab	Silver-108m	1.94E+00	PCI/L	5.59E+00		U
Ground Water	Indicator	GW-1	25-Sep-14	Grab	Silver-110m	1.70E+00	PCI/L	5.66E+00		U
Ground Water	Indicator	GW-1	25-Sep-14	Grab	Thorium-228	2.41E+01	PCI/L	9.87E+00		U
Ground Water	Indicator	GW-1	25-Sep-14	Grab	Tritium	-5.17E+01	PCI/L	4.26E+02	500	U
Ground Water	Indicator	GW-1	25-Sep-14	Grab	Zinc-65	7.36E-01	PCI/L	1.26E+01	30	U
Ground Water	Indicator	GW-1	25-Sep-14	Grab	Zirconium-95	-5.09E-01	PCI/L	1.08E+01	15	U
Ground Water	Indicator	GW-2	25-Sep-14	Grab	Actinium-228	-9.26E+00	PCI/L	1.88E+01		U
Ground Water	Indicator	GW-2	25-Sep-14	Grab	Antimony-124	4.02E+00	PCI/L	1.31E+01		U
Ground Water	Indicator	GW-2	25-Sep-14	Grab	Antimony-125	1.59E+00	PCI/L	1.41E+01		U
Ground Water	Indicator	GW-2	25-Sep-14	Grab	Barium-140	4.21E+00	PCI/L	9.38E+00	15	U
Ground Water	Indicator	GW-2	25-Sep-14	Grab	Beryllium-7	1.18E+01	PCI/L	4.11E+01		U
Ground Water	Indicator	GW-2	25-Sep-14	Grab	Cerium-141	-3.01E+00	PCI/L	7.99E+00		U
Ground Water	Indicator	GW-2	25-Sep-14	Grab	Cerium-144	1.63E+00	PCI/L	3.34E+01		U
Ground Water	Indicator	GW-2	25-Sep-14	Grab	Cesium-134	1.71E+00	PCI/L	5.39E+00	15	U
Ground Water	Indicator	GW-2	25-Sep-14	Grab	Cesium-137	1.13E+00	PCI/L	5.46E+00	18	U
Ground Water	Indicator	GW-2	25-Sep-14	Grab	Chromium-51	-8.17E+00	PCI/L	4.45E+01		U
Ground Water	Indicator	GW-2	25-Sep-14	Grab	Cobalt-57	-1.79E+00	PCI/L	3.63E+00		U
Ground Water	Indicator	GW-2	25-Sep-14	Grab	Cobalt-58	-9.82E-01	PCI/L	5.35E+00	15	U
Ground Water	Indicator	GW-2	25-Sep-14	Grab	Cobalt-60	1.42E+00	PCI/L	6.18E+00	15	U
Ground Water	Indicator	GW-2	25-Sep-14	Grab	Iodine-131	1.17E+00	PCI/L	8.71E+00		U
Ground Water	Indicator	GW-2	25-Sep-14	Grab	Iron-59	1.33E+00	PCI/L	1.06E+01	30	U
Ground Water	Indicator	GW-2	25-Sep-14	Grab	Lanthanum-140	4.21E+00	PCI/L	9.38E+00	15	U
Ground Water	Indicator	GW-2	25-Sep-14	Grab	Manganese-54	-1.24E+00	PCI/L	4.82E+00	15	U
Ground Water	Indicator	GW-2	25-Sep-14	Grab	Niobium-95	-1.77E-02	PCI/L	4.28E+00	15	U
Ground Water	Indicator	GW-2	25-Sep-14	Grab	Potassium-40	3.38E+01	PCI/L	3.84E+01		U
Ground Water	Indicator	GW-2	25-Sep-14	Grab	Ruthenium-103	-6.57E-01	PCI/L	5.37E+00		U
Ground Water	Indicator	GW-2	25-Sep-14	Grab	Ruthenium-106	-1.50E+00	PCI/L	3.91E+01		U
Ground Water	Indicator	GW-2	25-Sep-14	Grab	Selenium-75	-7.91E-01	PCI/L	6.18E+00		U
Ground Water	Indicator	GW-2	25-Sep-14	Grab	Silver-108m	-2.64E+00	PCI/L	3.88E+00		U
Ground Water	Indicator	GW-2	25-Sep-14	Grab	Silver-110m	-8.98E-01	PCI/L	4.79E+00		U
Ground Water	Indicator	GW-2	25-Sep-14	Grab	Thorium-228	4.43E+00	PCI/L	1.04E+01		U
Ground Water	Indicator	GW-2	25-Sep-14	Grab	Tritium	2.22E+01	PCI/L	4.37E+02	500	U
Ground Water	Indicator	GW-2	25-Sep-14	Grab	Zinc-65	1.24E+00	PCI/L	1.11E+01	30	U
Ground Water	Indicator	GW-2	25-Sep-14	Grab	Zirconium-95	2.85E-01	PCI/L	7.98E+00	15	U

Fermi 2 - 2014
Annual Radiological Environmental Operating Report
Appendix C - Environmental Data Table

Medium	Location Category	Location ID	Date	Sample Type	Parameter	Result	Units	MDA	LLD	Lab Qualifier
Ground Water	Indicator	GW-3	25-Sep-14	Grab	Actinium-228	-5.67E+00	PCI/L	2.13E+01		U
Ground Water	Indicator	GW-3	25-Sep-14	Grab	Antimony-124	-1.02E+00	PCI/L	1.02E+01		U
Ground Water	Indicator	GW-3	25-Sep-14	Grab	Antimony-125	4.45E+00	PCI/L	1.31E+01		U
Ground Water	Indicator	GW-3	25-Sep-14	Grab	Barium-140	4.76E-01	PCI/L	7.23E+00	15	U
Ground Water	Indicator	GW-3	25-Sep-14	Grab	Beryllium-7	-1.96E+01	PCI/L	3.31E+01		U
Ground Water	Indicator	GW-3	25-Sep-14	Grab	Cerium-141	-7.50E+00	PCI/L	8.60E+00		U
Ground Water	Indicator	GW-3	25-Sep-14	Grab	Cerium-144	5.90E+00	PCI/L	3.46E+01		U
Ground Water	Indicator	GW-3	25-Sep-14	Grab	Cesium-134	-2.78E-01	PCI/L	4.45E+00	15	U
Ground Water	Indicator	GW-3	25-Sep-14	Grab	Cesium-137	2.20E-01	PCI/L	4.65E+00	18	U
Ground Water	Indicator	GW-3	25-Sep-14	Grab	Chromium-51	-4.72E+00	PCI/L	4.55E+01		U
Ground Water	Indicator	GW-3	25-Sep-14	Grab	Cobalt-57	8.51E-01	PCI/L	4.71E+00		U
Ground Water	Indicator	GW-3	25-Sep-14	Grab	Cobalt-58	-1.68E+00	PCI/L	3.64E+00	15	U
Ground Water	Indicator	GW-3	25-Sep-14	Grab	Cobalt-60	-7.59E-01	PCI/L	3.95E+00	15	U
Ground Water	Indicator	GW-3	25-Sep-14	Grab	Iodine-131	-1.39E+00	PCI/L	6.77E+00		U
Ground Water	Indicator	GW-3	25-Sep-14	Grab	Iron-59	2.42E+00	PCI/L	8.36E+00	30	U
Ground Water	Indicator	GW-3	25-Sep-14	Grab	Lanthanum-140	4.76E-01	PCI/L	7.23E+00	15	U
Ground Water	Indicator	GW-3	25-Sep-14	Grab	Manganese-54	-1.34E+00	PCI/L	4.72E+00	15	U
Ground Water	Indicator	GW-3	25-Sep-14	Grab	Niobium-95	1.99E+00	PCI/L	5.52E+00	15	U
Ground Water	Indicator	GW-3	25-Sep-14	Grab	Potassium-40	-4.43E+00	PCI/L	6.05E+01		U
Ground Water	Indicator	GW-3	25-Sep-14	Grab	Ruthenium-103	2.81E+00	PCI/L	5.45E+00		U
Ground Water	Indicator	GW-3	25-Sep-14	Grab	Ruthenium-106	-2.06E+01	PCI/L	3.37E+01		U
Ground Water	Indicator	GW-3	25-Sep-14	Grab	Selenium-75	-1.93E+00	PCI/L	6.49E+00		U
Ground Water	Indicator	GW-3	25-Sep-14	Grab	Silver-108m	-4.73E-01	PCI/L	4.24E+00		U
Ground Water	Indicator	GW-3	25-Sep-14	Grab	Silver-110m	-5.59E-01	PCI/L	4.05E+00		U
Ground Water	Indicator	GW-3	25-Sep-14	Grab	Thorium-228	4.35E+00	PCI/L	7.98E+00		U
Ground Water	Indicator	GW-3	25-Sep-14	Grab	Tritium	-3.52E+01	PCI/L	4.38E+02	500	U
Ground Water	Indicator	GW-3	25-Sep-14	Grab	Zinc-65	-1.99E+00	PCI/L	1.21E+01	30	U
Ground Water	Indicator	GW-3	25-Sep-14	Grab	Zirconium-95	-8.30E-01	PCI/L	7.11E+00	15	U
Ground Water	Control	GW-4	25-Sep-14	Grab	Actinium-228	1.49E-01	PCI/L	2.17E+01		U
Ground Water	Control	GW-4	25-Sep-14	Grab	Actinium-228	9.20E-01	PCI/L	1.94E+01		U
Ground Water	Control	GW-4	25-Sep-14	Grab	Antimony-124	-1.82E+00	PCI/L	9.80E+00		U
Ground Water	Control	GW-4	25-Sep-14	Grab	Antimony-124	3.56E+00	PCI/L	1.27E+01		U
Ground Water	Control	GW-4	25-Sep-14	Grab	Antimony-125	-4.24E+00	PCI/L	1.08E+01		U
Ground Water	Control	GW-4	25-Sep-14	Grab	Antimony-125	-2.41E+00	PCI/L	1.50E+01		U
Ground Water	Control	GW-4	25-Sep-14	Grab	Barium-140	-5.27E-01	PCI/L	8.49E+00	15	U
Ground Water	Control	GW-4	25-Sep-14	Grab	Barium-140	2.43E+00	PCI/L	7.51E+00	15	U
Ground Water	Control	GW-4	25-Sep-14	Grab	Beryllium-7	-6.35E+00	PCI/L	3.42E+01		U
Ground Water	Control	GW-4	25-Sep-14	Grab	Beryllium-7	-4.68E+00	PCI/L	4.14E+01		U
Ground Water	Control	GW-4	25-Sep-14	Grab	Cerium-141	-4.72E-01	PCI/L	1.02E+01		U
Ground Water	Control	GW-4	25-Sep-14	Grab	Cerium-141	-3.98E-01	PCI/L	7.17E+00		U
Ground Water	Control	GW-4	25-Sep-14	Grab	Cerium-144	6.91E+00	PCI/L	2.95E+01		U
Ground Water	Control	GW-4	25-Sep-14	Grab	Cerium-144	1.41E+01	PCI/L	3.96E+01		U
Ground Water	Control	GW-4	25-Sep-14	Grab	Cesium-134	-7.66E-01	PCI/L	5.24E+00	15	U
Ground Water	Control	GW-4	25-Sep-14	Grab	Cesium-134	-3.78E-01	PCI/L	3.97E+00	15	U
Ground Water	Control	GW-4	25-Sep-14	Grab	Cesium-137	3.14E-01	PCI/L	4.21E+00	18	U
Ground Water	Control	GW-4	25-Sep-14	Grab	Cesium-137	3.24E+00	PCI/L	5.90E+00	18	U
Ground Water	Control	GW-4	25-Sep-14	Grab	Chromium-51	-9.03E+00	PCI/L	4.52E+01		U
Ground Water	Control	GW-4	25-Sep-14	Grab	Chromium-51	-8.12E+00	PCI/L	3.69E+01		U
Ground Water	Control	GW-4	25-Sep-14	Grab	Cobalt-57	-4.75E-01	PCI/L	3.49E+00		U
Ground Water	Control	GW-4	25-Sep-14	Grab	Cobalt-57	7.26E-02	PCI/L	5.38E+00		U
Ground Water	Control	GW-4	25-Sep-14	Grab	Cobalt-58	-1.20E+00	PCI/L	3.67E+00	15	U
Ground Water	Control	GW-4	25-Sep-14	Grab	Cobalt-58	1.08E+00	PCI/L	5.45E+00	15	U

Fermi 2 - 2014
Annual Radiological Environmental Operating Report
Appendix C - Environmental Data Table

Medium	Location Category	Location ID	Date	Sample Type	Parameter	Result	Units	MDA	LLD	Lab Qualifier
Ground Water	Control	GW-4	25-Sep-14	Grab	Cobalt-60	-4.03E-01	PCI/L	4.51E+00	15	U
Ground Water	Control	GW-4	25-Sep-14	Grab	Cobalt-60	5.21E-01	PCI/L	4.40E+00	15	U
Ground Water	Control	GW-4	25-Sep-14	Grab	Iodine-131	-5.32E-01	PCI/L	8.29E+00		U
Ground Water	Control	GW-4	25-Sep-14	Grab	Iodine-131	2.67E-01	PCI/L	6.99E+00		U
Ground Water	Control	GW-4	25-Sep-14	Grab	Iron-59	7.37E-01	PCI/L	8.34E+00	30	U
Ground Water	Control	GW-4	25-Sep-14	Grab	Iron-59	1.57E+00	PCI/L	1.18E+01	30	U
Ground Water	Control	GW-4	25-Sep-14	Grab	Lanthanum-140	-5.27E-01	PCI/L	8.49E+00	15	U
Ground Water	Control	GW-4	25-Sep-14	Grab	Lanthanum-140	2.43E+00	PCI/L	7.51E+00	15	U
Ground Water	Control	GW-4	25-Sep-14	Grab	Manganese-54	9.02E-02	PCI/L	4.33E+00	15	U
Ground Water	Control	GW-4	25-Sep-14	Grab	Manganese-54	1.03E+00	PCI/L	5.24E+00	15	U
Ground Water	Control	GW-4	25-Sep-14	Grab	Niobium-95	1.37E+00	PCI/L	4.49E+00	15	U
Ground Water	Control	GW-4	25-Sep-14	Grab	Niobium-95	2.08E+00	PCI/L	5.37E+00	15	U
Ground Water	Control	GW-4	25-Sep-14	Grab	Potassium-40	1.28E+01	PCI/L	3.85E+01		U
Ground Water	Control	GW-4	25-Sep-14	Grab	Potassium-40	1.85E+01	PCI/L	5.83E+01		U
Ground Water	Control	GW-4	25-Sep-14	Grab	Ruthenium-103	-1.02E+00	PCI/L	4.31E+00		U
Ground Water	Control	GW-4	25-Sep-14	Grab	Ruthenium-103	1.55E+00	PCI/L	5.76E+00		U
Ground Water	Control	GW-4	25-Sep-14	Grab	Ruthenium-106	-5.28E+00	PCI/L	4.68E+01		U
Ground Water	Control	GW-4	25-Sep-14	Grab	Ruthenium-106	1.72E-01	PCI/L	3.53E+01		U
Ground Water	Control	GW-4	25-Sep-14	Grab	Selenium-75	-1.35E+00	PCI/L	6.91E+00		U
Ground Water	Control	GW-4	25-Sep-14	Grab	Selenium-75	1.46E+00	PCI/L	5.75E+00		U
Ground Water	Control	GW-4	25-Sep-14	Grab	Silver-108m	-1.33E+00	PCI/L	3.79E+00		U
Ground Water	Control	GW-4	25-Sep-14	Grab	Silver-108m	-1.23E+00	PCI/L	4.66E+00		U
Ground Water	Control	GW-4	25-Sep-14	Grab	Silver-110m	-1.01E+00	PCI/L	4.16E+00		U
Ground Water	Control	GW-4	25-Sep-14	Grab	Silver-110m	-9.69E-01	PCI/L	3.33E+00		U
Ground Water	Control	GW-4	25-Sep-14	Grab	Thorium-228	6.08E+00	PCI/L	1.21E+01		U
Ground Water	Control	GW-4	25-Sep-14	Grab	Thorium-228	7.08E+00	PCI/L	7.30E+00		U
Ground Water	Control	GW-4	25-Sep-14	Grab	Tritium	1.40E+01	PCI/L	4.29E+02	500	U
Ground Water	Control	GW-4	25-Sep-14	Grab	Tritium	8.93E+01	PCI/L	4.42E+02	500	U
Ground Water	Control	GW-4	25-Sep-14	Grab	Zinc-65	-2.17E+00	PCI/L	7.99E+00	30	U
Ground Water	Control	GW-4	25-Sep-14	Grab	Zinc-65	-1.82E+00	PCI/L	8.68E+00	30	U
Ground Water	Control	GW-4	25-Sep-14	Grab	Zirconium-95	-1.63E+00	PCI/L	7.02E+00	15	U
Ground Water	Control	GW-4	25-Sep-14	Grab	Zirconium-95	2.92E+00	PCI/L	9.97E+00	15	U
Ground Water	Indicator	GW-1	15-Dec-14	Grab	Actinium-228	-5.05E+00	PCI/L	1.96E+01		U
Ground Water	Indicator	GW-1	15-Dec-14	Grab	Antimony-124	2.28E+00	PCI/L	1.62E+01		U
Ground Water	Indicator	GW-1	15-Dec-14	Grab	Antimony-125	4.82E-01	PCI/L	1.15E+01		U
Ground Water	Indicator	GW-1	15-Dec-14	Grab	Barium-140	-4.63E-01	PCI/L	8.98E+00	15	U
Ground Water	Indicator	GW-1	15-Dec-14	Grab	Beryllium-7	-1.71E+01	PCI/L	3.52E+01		U
Ground Water	Indicator	GW-1	15-Dec-14	Grab	Cerium-141	-2.24E+00	PCI/L	6.57E+00		U
Ground Water	Indicator	GW-1	15-Dec-14	Grab	Cerium-144	-4.77E+00	PCI/L	2.65E+01		U
Ground Water	Indicator	GW-1	15-Dec-14	Grab	Cesium-134	-1.06E+00	PCI/L	5.18E+00	15	U
Ground Water	Indicator	GW-1	15-Dec-14	Grab	Cesium-137	-8.24E-01	PCI/L	4.21E+00	18	U
Ground Water	Indicator	GW-1	15-Dec-14	Grab	Chromium-51	-6.38E+00	PCI/L	4.59E+01		U
Ground Water	Indicator	GW-1	15-Dec-14	Grab	Cobalt-57	7.85E-01	PCI/L	3.43E+00		U
Ground Water	Indicator	GW-1	15-Dec-14	Grab	Cobalt-58	-1.78E+00	PCI/L	5.00E+00	15	U
Ground Water	Indicator	GW-1	15-Dec-14	Grab	Cobalt-60	-1.67E+00	PCI/L	4.07E+00	15	U
Ground Water	Indicator	GW-1	15-Dec-14	Grab	Iodine-131	2.03E+00	PCI/L	8.09E+00		U
Ground Water	Indicator	GW-1	15-Dec-14	Grab	Iron-59	7.03E-01	PCI/L	9.26E+00	30	U
Ground Water	Indicator	GW-1	15-Dec-14	Grab	Lanthanum-140	-4.63E-01	PCI/L	8.98E+00	15	U
Ground Water	Indicator	GW-1	15-Dec-14	Grab	Manganese-54	-1.58E+00	PCI/L	4.68E+00	15	U
Ground Water	Indicator	GW-1	15-Dec-14	Grab	Niobium-95	6.01E-01	PCI/L	5.24E+00	15	U
Ground Water	Indicator	GW-1	15-Dec-14	Grab	Potassium-40	2.34E+01	PCI/L	4.90E+01		U
Ground Water	Indicator	GW-1	15-Dec-14	Grab	Ruthenium-103	-2.83E+00	PCI/L	4.59E+00		U

Fermi 2 - 2014
Annual Radiological Environmental Operating Report
Appendix C - Environmental Data Table

Medium	Location Category	Location ID	Date	Sample Type	Parameter	Result	Units	MDA	LLD	Lab Qualifier
Ground Water	Indicator	GW-1	15-Dec-14	Grab	Ruthenium-106	-1.06E+01	PCI/L	3.33E+01		U
Ground Water	Indicator	GW-1	15-Dec-14	Grab	Selenium-75	4.27E-01	PCI/L	5.57E+00		U
Ground Water	Indicator	GW-1	15-Dec-14	Grab	Silver-108m	3.71E-01	PCI/L	4.30E+00		U
Ground Water	Indicator	GW-1	15-Dec-14	Grab	Silver-110m	1.63E+00	PCI/L	4.46E+00		U
Ground Water	Indicator	GW-1	15-Dec-14	Grab	Thorium-228	1.57E+00	PCI/L	7.58E+00		U
Ground Water	Indicator	GW-1	15-Dec-14	Grab	Tritium	-8.55E+01	PCI/L	4.28E+02	500	U
Ground Water	Indicator	GW-1	15-Dec-14	Grab	Zinc-65	5.03E+00	PCI/L	1.23E+01	30	U
Ground Water	Indicator	GW-1	15-Dec-14	Grab	Zirconium-95	8.65E-01	PCI/L	8.55E+00	15	U
Ground Water	Indicator	GW-2	15-Dec-14	Grab	Actinium-228	-1.21E+01	PCI/L	1.71E+01		U
Ground Water	Indicator	GW-2	15-Dec-14	Grab	Antimony-124	3.37E+00	PCI/L	1.02E+01		U
Ground Water	Indicator	GW-2	15-Dec-14	Grab	Antimony-125	2.48E+00	PCI/L	1.20E+01		U
Ground Water	Indicator	GW-2	15-Dec-14	Grab	Barium-140	-1.84E-01	PCI/L	6.44E+00	15	U
Ground Water	Indicator	GW-2	15-Dec-14	Grab	Beryllium-7	-1.02E+00	PCI/L	3.44E+01		U
Ground Water	Indicator	GW-2	15-Dec-14	Grab	Cerium-141	1.09E+00	PCI/L	8.81E+00		U
Ground Water	Indicator	GW-2	15-Dec-14	Grab	Cerium-144	2.01E+01	PCI/L	3.38E+01		U
Ground Water	Indicator	GW-2	15-Dec-14	Grab	Cesium-134	1.02E+00	PCI/L	4.21E+00	15	U
Ground Water	Indicator	GW-2	15-Dec-14	Grab	Cesium-137	1.38E+00	PCI/L	4.62E+00	18	U
Ground Water	Indicator	GW-2	15-Dec-14	Grab	Chromium-51	-1.86E+00	PCI/L	4.42E+01		U
Ground Water	Indicator	GW-2	15-Dec-14	Grab	Cobalt-57	5.58E-02	PCI/L	4.02E+00		U
Ground Water	Indicator	GW-2	15-Dec-14	Grab	Cobalt-58	1.00E+00	PCI/L	4.34E+00	15	U
Ground Water	Indicator	GW-2	15-Dec-14	Grab	Cobalt-60	6.38E-01	PCI/L	4.92E+00	15	U
Ground Water	Indicator	GW-2	15-Dec-14	Grab	Iodine-131	-3.69E-01	PCI/L	7.85E+00		U
Ground Water	Indicator	GW-2	15-Dec-14	Grab	Iron-59	-1.03E-01	PCI/L	8.50E+00	30	U
Ground Water	Indicator	GW-2	15-Dec-14	Grab	Lanthanum-140	-1.84E-01	PCI/L	6.44E+00	15	U
Ground Water	Indicator	GW-2	15-Dec-14	Grab	Manganese-54	-1.13E+00	PCI/L	3.70E+00	15	U
Ground Water	Indicator	GW-2	15-Dec-14	Grab	Niobium-95	9.93E-04	PCI/L	4.22E+00	15	U
Ground Water	Indicator	GW-2	15-Dec-14	Grab	Potassium-40	-6.53E+00	PCI/L	6.15E+01		U
Ground Water	Indicator	GW-2	15-Dec-14	Grab	Ruthenium-103	-1.59E+00	PCI/L	4.09E+00		U
Ground Water	Indicator	GW-2	15-Dec-14	Grab	Ruthenium-106	-5.50E+00	PCI/L	3.53E+01		U
Ground Water	Indicator	GW-2	15-Dec-14	Grab	Selenium-75	6.62E-01	PCI/L	6.43E+00		U
Ground Water	Indicator	GW-2	15-Dec-14	Grab	Silver-108m	1.24E+00	PCI/L	4.10E+00		U
Ground Water	Indicator	GW-2	15-Dec-14	Grab	Silver-110m	-5.31E-01	PCI/L	3.66E+00		U
Ground Water	Indicator	GW-2	15-Dec-14	Grab	Thorium-228	9.45E+00	PCI/L	8.12E+00		U
Ground Water	Indicator	GW-2	15-Dec-14	Grab	Tritium	4.16E+01	PCI/L	4.28E+02	500	U
Ground Water	Indicator	GW-2	15-Dec-14	Grab	Zinc-65	3.09E+00	PCI/L	9.48E+00	30	U
Ground Water	Indicator	GW-2	15-Dec-14	Grab	Zirconium-95	-1.97E-01	PCI/L	7.58E+00	15	U
Ground Water	Indicator	GW-3	15-Dec-14	Grab	Actinium-228	2.11E+00	PCI/L	1.88E+01		U
Ground Water	Indicator	GW-3	15-Dec-14	Grab	Antimony-124	6.05E+00	PCI/L	1.56E+01		U
Ground Water	Indicator	GW-3	15-Dec-14	Grab	Antimony-125	2.52E+00	PCI/L	1.50E+01		U
Ground Water	Indicator	GW-3	15-Dec-14	Grab	Barium-140	2.16E+00	PCI/L	9.92E+00	15	U
Ground Water	Indicator	GW-3	15-Dec-14	Grab	Beryllium-7	5.03E+00	PCI/L	4.78E+01		U
Ground Water	Indicator	GW-3	15-Dec-14	Grab	Cerium-141	4.84E+00	PCI/L	1.01E+01		U
Ground Water	Indicator	GW-3	15-Dec-14	Grab	Cerium-144	5.42E+00	PCI/L	3.80E+01		U
Ground Water	Indicator	GW-3	15-Dec-14	Grab	Cesium-134	-4.33E-01	PCI/L	5.36E+00	15	U
Ground Water	Indicator	GW-3	15-Dec-14	Grab	Cesium-137	4.37E-01	PCI/L	4.65E+00	18	U
Ground Water	Indicator	GW-3	15-Dec-14	Grab	Chromium-51	5.84E+00	PCI/L	5.61E+01		U
Ground Water	Indicator	GW-3	15-Dec-14	Grab	Cobalt-57	-5.85E-01	PCI/L	4.57E+00		U
Ground Water	Indicator	GW-3	15-Dec-14	Grab	Cobalt-58	7.08E-01	PCI/L	4.69E+00	15	U
Ground Water	Indicator	GW-3	15-Dec-14	Grab	Cobalt-60	2.21E+00	PCI/L	5.77E+00	15	U
Ground Water	Indicator	GW-3	15-Dec-14	Grab	Iodine-131	-2.44E+00	PCI/L	9.62E+00		U
Ground Water	Indicator	GW-3	15-Dec-14	Grab	Iron-59	5.98E+00	PCI/L	1.11E+01	30	U
Ground Water	Indicator	GW-3	15-Dec-14	Grab	Lanthanum-140	2.16E+00	PCI/L	9.92E+00	15	U

Fermi 2 - 2014
Annual Radiological Environmental Operating Report
Appendix C - Environmental Data Table

Medium	Location Category	Location ID	Date	Sample Type	Parameter	Result	Units	MDA	LLD	Lab Qualifier
Ground Water	Indicator	GW-3	15-Dec-14	Grab	Manganese-54	1.38E+00	PCI/L	5.04E+00	15	U
Ground Water	Indicator	GW-3	15-Dec-14	Grab	Niobium-95	2.20E+00	PCI/L	6.04E+00	15	U
Ground Water	Indicator	GW-3	15-Dec-14	Grab	Potassium-40	-1.42E+01	PCI/L	6.42E+01		U
Ground Water	Indicator	GW-3	15-Dec-14	Grab	Ruthenium-103	6.88E-01	PCI/L	6.13E+00		U
Ground Water	Indicator	GW-3	15-Dec-14	Grab	Ruthenium-106	9.02E+00	PCI/L	4.63E+01		U
Ground Water	Indicator	GW-3	15-Dec-14	Grab	Selenium-75	1.39E+00	PCI/L	7.59E+00		U
Ground Water	Indicator	GW-3	15-Dec-14	Grab	Silver-108m	-7.97E-01	PCI/L	4.88E+00		U
Ground Water	Indicator	GW-3	15-Dec-14	Grab	Silver-110m	6.46E-01	PCI/L	4.38E+00		U
Ground Water	Indicator	GW-3	15-Dec-14	Grab	Thorium-228	3.06E+00	PCI/L	1.01E+01		U
Ground Water	Indicator	GW-3	15-Dec-14	Grab	Tritium	8.84E+01	PCI/L	4.14E+02	500	U
Ground Water	Indicator	GW-3	15-Dec-14	Grab	Zinc-65	9.61E-01	PCI/L	9.54E+00	30	U
Ground Water	Indicator	GW-3	15-Dec-14	Grab	Zirconium-95	1.04E+00	PCI/L	9.65E+00	15	U
Ground Water	Control	GW-4	15-Dec-14	Grab	Actinium-228	-4.06E+00	PCI/L	2.16E+01		U
Ground Water	Control	GW-4	15-Dec-14	Grab	Actinium-228	-5.57E-01	PCI/L	2.09E+01		U
Ground Water	Control	GW-4	15-Dec-14	Grab	Antimony-124	-2.98E-01	PCI/L	5.91E+00		U
Ground Water	Control	GW-4	15-Dec-14	Grab	Antimony-124	3.74E+00	PCI/L	1.32E+01		U
Ground Water	Control	GW-4	15-Dec-14	Grab	Antimony-125	-2.20E+00	PCI/L	1.59E+01		U
Ground Water	Control	GW-4	15-Dec-14	Grab	Antimony-125	2.15E+00	PCI/L	1.27E+01		U
Ground Water	Control	GW-4	15-Dec-14	Grab	Barium-140	1.15E+00	PCI/L	9.47E+00	15	U
Ground Water	Control	GW-4	15-Dec-14	Grab	Barium-140	2.17E+00	PCI/L	7.29E+00	15	U
Ground Water	Control	GW-4	15-Dec-14	Grab	Beryllium-7	-4.87E+00	PCI/L	4.22E+01		U
Ground Water	Control	GW-4	15-Dec-14	Grab	Beryllium-7	1.99E+00	PCI/L	4.44E+01		U
Ground Water	Control	GW-4	15-Dec-14	Grab	Cerium-141	2.00E-01	PCI/L	8.92E+00		U
Ground Water	Control	GW-4	15-Dec-14	Grab	Cerium-141	5.89E-01	PCI/L	1.04E+01		U
Ground Water	Control	GW-4	15-Dec-14	Grab	Cerium-144	6.78E+00	PCI/L	3.54E+01		U
Ground Water	Control	GW-4	15-Dec-14	Grab	Cerium-144	1.16E+01	PCI/L	3.30E+01		U
Ground Water	Control	GW-4	15-Dec-14	Grab	Cesium-134	-9.85E-01	PCI/L	5.31E+00	15	U
Ground Water	Control	GW-4	15-Dec-14	Grab	Cesium-134	-9.06E-01	PCI/L	5.00E+00	15	U
Ground Water	Control	GW-4	15-Dec-14	Grab	Cesium-137	-1.50E+00	PCI/L	6.07E+00	18	U
Ground Water	Control	GW-4	15-Dec-14	Grab	Cesium-137	2.55E-01	PCI/L	5.69E+00	18	U
Ground Water	Control	GW-4	15-Dec-14	Grab	Chromium-51	-2.29E+01	PCI/L	4.32E+01		U
Ground Water	Control	GW-4	15-Dec-14	Grab	Chromium-51	4.18E+00	PCI/L	5.48E+01		U
Ground Water	Control	GW-4	15-Dec-14	Grab	Cobalt-57	-7.44E-01	PCI/L	4.05E+00		U
Ground Water	Control	GW-4	15-Dec-14	Grab	Cobalt-57	1.07E+00	PCI/L	4.89E+00		U
Ground Water	Control	GW-4	15-Dec-14	Grab	Cobalt-58	-1.08E+00	PCI/L	4.57E+00	15	U
Ground Water	Control	GW-4	15-Dec-14	Grab	Cobalt-58	1.53E+00	PCI/L	5.38E+00	15	U
Ground Water	Control	GW-4	15-Dec-14	Grab	Cobalt-60	1.69E-01	PCI/L	3.77E+00	15	U
Ground Water	Control	GW-4	15-Dec-14	Grab	Cobalt-60	4.25E-01	PCI/L	6.44E+00	15	U
Ground Water	Control	GW-4	15-Dec-14	Grab	Iodine-131	-1.39E-01	PCI/L	9.82E+00		U
Ground Water	Control	GW-4	15-Dec-14	Grab	Iodine-131	3.50E-01	PCI/L	1.07E+01		U
Ground Water	Control	GW-4	15-Dec-14	Grab	Iron-59	-1.27E+00	PCI/L	1.00E+01	30	U
Ground Water	Control	GW-4	15-Dec-14	Grab	Iron-59	-4.02E-01	PCI/L	1.03E+01	30	U
Ground Water	Control	GW-4	15-Dec-14	Grab	Lanthanum-140	1.15E+00	PCI/L	9.47E+00	15	U
Ground Water	Control	GW-4	15-Dec-14	Grab	Lanthanum-140	2.17E+00	PCI/L	7.29E+00	15	U
Ground Water	Control	GW-4	15-Dec-14	Grab	Manganese-54	-1.33E+00	PCI/L	4.85E+00	15	U
Ground Water	Control	GW-4	15-Dec-14	Grab	Manganese-54	2.00E-01	PCI/L	4.52E+00	15	U
Ground Water	Control	GW-4	15-Dec-14	Grab	Niobium-95	-8.62E-02	PCI/L	5.95E+00	15	U
Ground Water	Control	GW-4	15-Dec-14	Grab	Niobium-95	1.58E+00	PCI/L	5.54E+00	15	U
Ground Water	Control	GW-4	15-Dec-14	Grab	Potassium-40	2.27E+01	PCI/L	7.28E+01		U
Ground Water	Control	GW-4	15-Dec-14	Grab	Potassium-40	2.92E+01	PCI/L	7.53E+01		U
Ground Water	Control	GW-4	15-Dec-14	Grab	Ruthenium-103	-6.64E-01	PCI/L	5.13E+00		U
Ground Water	Control	GW-4	15-Dec-14	Grab	Ruthenium-103	1.58E+00	PCI/L	5.76E+00		U

Fermi 2 - 2014
Annual Radiological Environmental Operating Report
Appendix C - Environmental Data Table

Medium	Location Category	Location ID	Date	Sample Type	Parameter	Result	Units	MDA	LLD	Lab Qualifier
Ground Water	Control	GW-4	15-Dec-14	Grab	Ruthenium-106	5.48E-01	PCI/L	4.52E+01		U
Ground Water	Control	GW-4	15-Dec-14	Grab	Ruthenium-106	3.13E+00	PCI/L	4.44E+01		U
Ground Water	Control	GW-4	15-Dec-14	Grab	Selenium-75	1.00E+00	PCI/L	8.17E+00		U
Ground Water	Control	GW-4	15-Dec-14	Grab	Selenium-75	4.92E+00	PCI/L	5.94E+00		U
Ground Water	Control	GW-4	15-Dec-14	Grab	Silver-108m	-7.17E-01	PCI/L	5.06E+00		U
Ground Water	Control	GW-4	15-Dec-14	Grab	Silver-108m	1.39E+00	PCI/L	4.55E+00		U
Ground Water	Control	GW-4	15-Dec-14	Grab	Silver-110m	-1.42E+00	PCI/L	4.70E+00		U
Ground Water	Control	GW-4	15-Dec-14	Grab	Silver-110m	2.00E+00	PCI/L	6.14E+00		U
Ground Water	Control	GW-4	15-Dec-14	Grab	Thorium-228	6.10E+00	PCI/L	1.37E+01		U
Ground Water	Control	GW-4	15-Dec-14	Grab	Thorium-228	9.40E+00	PCI/L	8.57E+00		U
Ground Water	Control	GW-4	15-Dec-14	Grab	Tritium	-8.74E+01	PCI/L	4.31E+02	500	U
Ground Water	Control	GW-4	15-Dec-14	Grab	Tritium	1.56E+02	PCI/L	4.15E+02	500	U
Ground Water	Control	GW-4	15-Dec-14	Grab	Zinc-65	-1.13E+00	PCI/L	8.58E+00	30	U
Ground Water	Control	GW-4	15-Dec-14	Grab	Zinc-65	2.40E+00	PCI/L	1.22E+01	30	U
Ground Water	Control	GW-4	15-Dec-14	Grab	Zirconium-95	-6.25E+00	PCI/L	8.39E+00	15	U
Ground Water	Control	GW-4	15-Dec-14	Grab	Zirconium-95	5.74E-01	PCI/L	8.94E+00	15	U
Milk	Indicator	M-2	09-Jan-14	Composite	Actinium-228	2.72E+00	PCI/L	1.63E+01		U
Milk	Indicator	M-2	09-Jan-14	Composite	Antimony-124	-5.55E-01	PCI/L	7.58E+00		U
Milk	Indicator	M-2	09-Jan-14	Composite	Antimony-125	5.74E-01	PCI/L	1.01E+01		U
Milk	Indicator	M-2	09-Jan-14	Composite	Barium-140	-8.11E-01	PCI/L	4.73E+00	15	U
Milk	Indicator	M-2	09-Jan-14	Composite	Beryllium-7	3.19E-01	PCI/L	3.07E+01		U
Milk	Indicator	M-2	09-Jan-14	Composite	Cerium-141	4.93E+00	PCI/L	7.13E+00		U
Milk	Indicator	M-2	09-Jan-14	Composite	Cerium-144	3.28E-01	PCI/L	2.63E+01		U
Milk	Indicator	M-2	09-Jan-14	Composite	Cesium-134	7.99E-01	PCI/L	4.43E+00	15	U
Milk	Indicator	M-2	09-Jan-14	Composite	Cesium-137	1.73E+00	PCI/L	4.19E+00	18	U
Milk	Indicator	M-2	09-Jan-14	Composite	Chromium-51	-9.56E+00	PCI/L	3.20E+01		U
Milk	Indicator	M-2	09-Jan-14	Composite	Cobalt-57	4.43E-01	PCI/L	3.41E+00		U
Milk	Indicator	M-2	09-Jan-14	Composite	Cobalt-58	-1.25E-01	PCI/L	3.63E+00		U
Milk	Indicator	M-2	09-Jan-14	Composite	Cobalt-60	2.17E+00	PCI/L	4.36E+00		U
Milk	Indicator	M-2	09-Jan-14	Composite	Iodine-131	-1.56E-01	PCI/L	6.41E-01	1	U
Milk	Indicator	M-2	09-Jan-14	Composite	Iron-59	2.28E+00	PCI/L	9.24E+00		U
Milk	Indicator	M-2	09-Jan-14	Composite	Lanthanum-140	-8.11E-01	PCI/L	4.73E+00	15	U
Milk	Indicator	M-2	09-Jan-14	Composite	Manganese-54	-8.46E-01	PCI/L	3.75E+00		U
Milk	Indicator	M-2	09-Jan-14	Composite	Niobium-95	4.75E-01	PCI/L	3.86E+00		U
Milk	Indicator	M-2	09-Jan-14	Composite	Potassium-40	1.50E+03	PCI/L	3.72E+01		U
Milk	Indicator	M-2	09-Jan-14	Composite	Ruthenium-103	-1.53E+00	PCI/L	3.65E+00		U
Milk	Indicator	M-2	09-Jan-14	Composite	Ruthenium-106	-2.03E+01	PCI/L	3.21E+01		U
Milk	Indicator	M-2	09-Jan-14	Composite	Selenium-75	-9.17E-01	PCI/L	5.09E+00		U
Milk	Indicator	M-2	09-Jan-14	Composite	Silver-108m	-6.47E-01	PCI/L	3.40E+00		U
Milk	Indicator	M-2	09-Jan-14	Composite	Silver-110m	-5.78E-01	PCI/L	3.61E+00		U
Milk	Indicator	M-2	09-Jan-14	Composite	Strontium-89	4.05E-01	PCI/L	2.22E+00	10	U
Milk	Indicator	M-2	09-Jan-14	Composite	Strontium-90	9.44E-01	PCI/L	1.87E+00	2	U
Milk	Indicator	M-2	09-Jan-14	Composite	Zinc-65	-2.33E+00	PCI/L	7.96E+00		U
Milk	Indicator	M-2	09-Jan-14	Composite	Zirconium-95	-2.39E+00	PCI/L	6.19E+00		U
Milk	Control	M-8	09-Jan-14	Composite	Actinium-228	6.04E+00	PCI/L	1.50E+01		U
Milk	Control	M-8	09-Jan-14	Composite	Antimony-124	2.23E+00	PCI/L	6.05E+00		U
Milk	Control	M-8	09-Jan-14	Composite	Antimony-125	1.94E-01	PCI/L	8.21E+00		U
Milk	Control	M-8	09-Jan-14	Composite	Barium-140	-6.53E-01	PCI/L	3.95E+00	15	U
Milk	Control	M-8	09-Jan-14	Composite	Beryllium-7	-5.18E+00	PCI/L	2.52E+01		U
Milk	Control	M-8	09-Jan-14	Composite	Cerium-141	-5.01E-01	PCI/L	5.60E+00		U
Milk	Control	M-8	09-Jan-14	Composite	Cerium-144	-9.16E+00	PCI/L	2.15E+01		U
Milk	Control	M-8	09-Jan-14	Composite	Cesium-134	-9.29E-01	PCI/L	3.15E+00	15	U

Fermi 2 - 2014
Annual Radiological Environmental Operating Report
Appendix C - Environmental Data Table

Medium	Location Category	Location ID	Date	Sample Type	Parameter	Result	Units	MDA	LLD	Lab Qualifier
Milk	Control	M-8	09-Jan-14	Composite	Cesium-137	2.77E-01	PCI/L	3.09E+00	18	U
Milk	Control	M-8	09-Jan-14	Composite	Chromium-51	2.95E+00	PCI/L	3.00E+01		U
Milk	Control	M-8	09-Jan-14	Composite	Cobalt-57	2.60E-01	PCI/L	2.87E+00		U
Milk	Control	M-8	09-Jan-14	Composite	Cobalt-58	-8.79E-01	PCI/L	2.99E+00		U
Milk	Control	M-8	09-Jan-14	Composite	Cobalt-60	3.39E+00	PCI/L	4.18E+00		U
Milk	Control	M-8	09-Jan-14	Composite	Iodine-131	2.19E-02	PCI/L	5.77E-01	1	U
Milk	Control	M-8	09-Jan-14	Composite	Iron-59	-5.08E+00	PCI/L	5.93E+00		U
Milk	Control	M-8	09-Jan-14	Composite	Lanthanum-140	-6.53E-01	PCI/L	3.95E+00	15	U
Milk	Control	M-8	09-Jan-14	Composite	Manganese-54	1.56E-01	PCI/L	2.94E+00		U
Milk	Control	M-8	09-Jan-14	Composite	Niobium-95	8.35E-01	PCI/L	3.36E+00		U
Milk	Control	M-8	09-Jan-14	Composite	Potassium-40	1.37E+03	PCI/L	2.59E+01		
Milk	Control	M-8	09-Jan-14	Composite	Ruthenium-103	-5.59E-01	PCI/L	3.30E+00		U
Milk	Control	M-8	09-Jan-14	Composite	Ruthenium-106	4.86E+00	PCI/L	2.80E+01		U
Milk	Control	M-8	09-Jan-14	Composite	Selenium-75	2.61E+00	PCI/L	4.45E+00		U
Milk	Control	M-8	09-Jan-14	Composite	Silver-108m	3.83E-01	PCI/L	2.96E+00		U
Milk	Control	M-8	09-Jan-14	Composite	Silver-110m	-8.19E-01	PCI/L	2.66E+00		U
Milk	Control	M-8	09-Jan-14	Composite	Strontium-89	-2.36E-01	PCI/L	2.51E+00	10	U
Milk	Control	M-8	09-Jan-14	Composite	Strontium-90	-1.53E-01	PCI/L	1.88E+00	2	U
Milk	Control	M-8	09-Jan-14	Composite	Zinc-65	4.27E-01	PCI/L	7.74E+00		U
Milk	Control	M-8	09-Jan-14	Composite	Zirconium-95	4.01E+00	PCI/L	5.80E+00		U
Milk	Indicator	M-2	13-Feb-14	Composite	Actinium-228	1.56E+00	PCI/L	1.76E+01		U
Milk	Indicator	M-2	13-Feb-14	Composite	Antimony-124	-1.08E+00	PCI/L	6.36E+00		U
Milk	Indicator	M-2	13-Feb-14	Composite	Antimony-125	1.84E+00	PCI/L	1.06E+01		U
Milk	Indicator	M-2	13-Feb-14	Composite	Barium-140	-7.26E-01	PCI/L	3.55E+00	15	U
Milk	Indicator	M-2	13-Feb-14	Composite	Beryllium-7	-1.97E+00	PCI/L	3.00E+01		U
Milk	Indicator	M-2	13-Feb-14	Composite	Cerium-141	1.48E+00	PCI/L	6.04E+00		U
Milk	Indicator	M-2	13-Feb-14	Composite	Cerium-144	1.09E+00	PCI/L	2.46E+01		U
Milk	Indicator	M-2	13-Feb-14	Composite	Cesium-134	2.18E+00	PCI/L	4.77E+00	15	U
Milk	Indicator	M-2	13-Feb-14	Composite	Cesium-137	-1.11E+00	PCI/L	3.66E+00	18	U
Milk	Indicator	M-2	13-Feb-14	Composite	Chromium-51	5.56E+00	PCI/L	2.93E+01		U
Milk	Indicator	M-2	13-Feb-14	Composite	Cobalt-57	1.51E+00	PCI/L	3.35E+00		U
Milk	Indicator	M-2	13-Feb-14	Composite	Cobalt-58	7.29E-01	PCI/L	3.75E+00		U
Milk	Indicator	M-2	13-Feb-14	Composite	Cobalt-60	8.99E-02	PCI/L	4.18E+00		U
Milk	Indicator	M-2	13-Feb-14	Composite	Iodine-131	7.71E-03	PCI/L	6.37E-01	1	U
Milk	Indicator	M-2	13-Feb-14	Composite	Iron-59	2.90E+00	PCI/L	9.41E+00		U
Milk	Indicator	M-2	13-Feb-14	Composite	Lanthanum-140	-7.26E-01	PCI/L	3.55E+00	15	U
Milk	Indicator	M-2	13-Feb-14	Composite	Manganese-54	-9.60E-02	PCI/L	3.77E+00		U
Milk	Indicator	M-2	13-Feb-14	Composite	Niobium-95	8.31E-01	PCI/L	4.01E+00		U
Milk	Indicator	M-2	13-Feb-14	Composite	Potassium-40	1.37E+03	PCI/L	3.54E+01		
Milk	Indicator	M-2	13-Feb-14	Composite	Ruthenium-103	-1.54E+00	PCI/L	3.07E+00		U
Milk	Indicator	M-2	13-Feb-14	Composite	Ruthenium-106	-1.17E+00	PCI/L	3.57E+01		U
Milk	Indicator	M-2	13-Feb-14	Composite	Selenium-75	2.21E-01	PCI/L	4.64E+00		U
Milk	Indicator	M-2	13-Feb-14	Composite	Silver-108m	-1.35E-01	PCI/L	3.43E+00		U
Milk	Indicator	M-2	13-Feb-14	Composite	Silver-110m	1.32E+00	PCI/L	3.79E+00		U
Milk	Indicator	M-2	13-Feb-14	Composite	Strontium-89	-1.98E+00	PCI/L	3.37E+00	10	U
Milk	Indicator	M-2	13-Feb-14	Composite	Strontium-90	7.90E-01	PCI/L	1.80E+00	2	U
Milk	Indicator	M-2	13-Feb-14	Composite	Zinc-65	1.77E+00	PCI/L	1.03E+01		U
Milk	Indicator	M-2	13-Feb-14	Composite	Zirconium-95	-1.29E+00	PCI/L	6.46E+00		U
Milk	Control	M-8	13-Feb-14	Composite	Actinium-228	2.55E+00	PCI/L	1.75E+01		U
Milk	Control	M-8	13-Feb-14	Composite	Antimony-124	1.52E+00	PCI/L	8.32E+00		U
Milk	Control	M-8	13-Feb-14	Composite	Antimony-125	2.49E+00	PCI/L	9.45E+00		U
Milk	Control	M-8	13-Feb-14	Composite	Barium-140	1.02E+00	PCI/L	4.81E+00	15	U

Fermi 2 - 2014
Annual Radiological Environmental Operating Report
Appendix C - Environmental Data Table

Medium	Location Category	Location ID	Date	Sample Type	Parameter	Result	Units	MDA	LLD	Lab Qualifier
Milk	Control	M-8	13-Feb-14	Composite	Beryllium-7	5.38E+00	PCI/L	2.88E+01		U
Milk	Control	M-8	13-Feb-14	Composite	Cerium-141	1.29E+00	PCI/L	5.65E+00		U
Milk	Control	M-8	13-Feb-14	Composite	Cerium-144	-3.48E+00	PCI/L	2.37E+01		U
Milk	Control	M-8	13-Feb-14	Composite	Cesium-134	8.18E-01	PCI/L	4.27E+00	15	U
Milk	Control	M-8	13-Feb-14	Composite	Cesium-137	9.94E-01	PCI/L	3.94E+00	18	U
Milk	Control	M-8	13-Feb-14	Composite	Chromium-51	5.73E+00	PCI/L	3.04E+01		U
Milk	Control	M-8	13-Feb-14	Composite	Cobalt-57	1.62E+00	PCI/L	3.33E+00		U
Milk	Control	M-8	13-Feb-14	Composite	Cobalt-58	-1.32E+00	PCI/L	3.14E+00		U
Milk	Control	M-8	13-Feb-14	Composite	Cobalt-60	-1.49E+00	PCI/L	3.82E+00		U
Milk	Control	M-8	13-Feb-14	Composite	Iodine-131	3.57E-01	PCI/L	5.42E-01	1	U
Milk	Control	M-8	13-Feb-14	Composite	Iron-59	-2.01E+00	PCI/L	7.92E+00		U
Milk	Control	M-8	13-Feb-14	Composite	Lanthanum-140	1.02E+00	PCI/L	4.81E+00	15	U
Milk	Control	M-8	13-Feb-14	Composite	Manganese-54	-4.21E-01	PCI/L	3.73E+00		U
Milk	Control	M-8	13-Feb-14	Composite	Niobium-95	-6.72E-01	PCI/L	3.26E+00		U
Milk	Control	M-8	13-Feb-14	Composite	Potassium-40	1.36E+03	PCI/L	3.17E+01		U
Milk	Control	M-8	13-Feb-14	Composite	Ruthenium-103	5.71E-01	PCI/L	3.61E+00		U
Milk	Control	M-8	13-Feb-14	Composite	Ruthenium-106	1.19E+01	PCI/L	3.47E+01		U
Milk	Control	M-8	13-Feb-14	Composite	Selenium-75	-4.54E-01	PCI/L	4.40E+00		U
Milk	Control	M-8	13-Feb-14	Composite	Silver-108m	-4.58E-01	PCI/L	3.14E+00		U
Milk	Control	M-8	13-Feb-14	Composite	Silver-110m	5.71E-02	PCI/L	3.60E+00		U
Milk	Control	M-8	13-Feb-14	Composite	Strontium-89	7.92E-01	PCI/L	3.68E+00	10	U
Milk	Control	M-8	13-Feb-14	Composite	Strontium-90	3.96E-01	PCI/L	1.74E+00	2	U
Milk	Control	M-8	13-Feb-14	Composite	Zinc-65	-4.08E-01	PCI/L	8.54E+00		U
Milk	Control	M-8	13-Feb-14	Composite	Zirconium-95	3.64E-01	PCI/L	5.95E+00		U
Milk	Indicator	M-2	14-Mar-14	Composite	Actinium-228	4.97E+00	PCI/L	2.03E+01		U
Milk	Indicator	M-2	14-Mar-14	Composite	Antimony-124	-2.99E-01	PCI/L	8.48E+00		U
Milk	Indicator	M-2	14-Mar-14	Composite	Antimony-125	1.09E+00	PCI/L	1.15E+01		U
Milk	Indicator	M-2	14-Mar-14	Composite	Barium-140	1.35E+00	PCI/L	5.83E+00	15	U
Milk	Indicator	M-2	14-Mar-14	Composite	Beryllium-7	1.41E+00	PCI/L	3.55E+01		U
Milk	Indicator	M-2	14-Mar-14	Composite	Cerium-141	4.72E-01	PCI/L	6.73E+00		U
Milk	Indicator	M-2	14-Mar-14	Composite	Cerium-144	1.46E+00	PCI/L	2.65E+01		U
Milk	Indicator	M-2	14-Mar-14	Composite	Cesium-134	4.40E-01	PCI/L	4.29E+00	15	U
Milk	Indicator	M-2	14-Mar-14	Composite	Cesium-137	1.58E-01	PCI/L	4.55E+00	18	U
Milk	Indicator	M-2	14-Mar-14	Composite	Chromium-51	-1.62E+00	PCI/L	3.43E+01		U
Milk	Indicator	M-2	14-Mar-14	Composite	Cobalt-57	-2.04E-01	PCI/L	3.33E+00		U
Milk	Indicator	M-2	14-Mar-14	Composite	Cobalt-58	1.48E+00	PCI/L	4.32E+00		U
Milk	Indicator	M-2	14-Mar-14	Composite	Cobalt-60	-9.95E-01	PCI/L	3.85E+00		U
Milk	Indicator	M-2	14-Mar-14	Composite	Iodine-131	1.90E-01	PCI/L	7.67E-01	1	U
Milk	Indicator	M-2	14-Mar-14	Composite	Iron-59	1.63E+00	PCI/L	9.69E+00		U
Milk	Indicator	M-2	14-Mar-14	Composite	Lanthanum-140	1.35E+00	PCI/L	5.83E+00	15	U
Milk	Indicator	M-2	14-Mar-14	Composite	Manganese-54	6.11E-01	PCI/L	4.24E+00		U
Milk	Indicator	M-2	14-Mar-14	Composite	Niobium-95	-1.40E+00	PCI/L	3.53E+00		U
Milk	Indicator	M-2	14-Mar-14	Composite	Potassium-40	1.47E+03	PCI/L	4.24E+01		U
Milk	Indicator	M-2	14-Mar-14	Composite	Ruthenium-103	-6.52E-01	PCI/L	3.88E+00		U
Milk	Indicator	M-2	14-Mar-14	Composite	Ruthenium-106	4.95E+00	PCI/L	3.62E+01		U
Milk	Indicator	M-2	14-Mar-14	Composite	Selenium-75	-1.15E-01	PCI/L	5.52E+00		U
Milk	Indicator	M-2	14-Mar-14	Composite	Silver-108m	8.12E-01	PCI/L	3.60E+00		U
Milk	Indicator	M-2	14-Mar-14	Composite	Silver-110m	-1.72E+00	PCI/L	3.73E+00		U
Milk	Indicator	M-2	14-Mar-14	Composite	Strontium-89	-1.28E+00	PCI/L	3.19E+00	10	U
Milk	Indicator	M-2	14-Mar-14	Composite	Strontium-90	4.13E-01	PCI/L	1.83E+00	2	U
Milk	Indicator	M-2	14-Mar-14	Composite	Zinc-65	2.18E+00	PCI/L	1.06E+01		U
Milk	Indicator	M-2	14-Mar-14	Composite	Zirconium-95	4.36E-01	PCI/L	7.06E+00		U

Fermi 2 - 2014
Annual Radiological Environmental Operating Report
Appendix C - Environmental Data Table

Medium	Location Category	Location ID	Date	Sample Type	Parameter	Result	Units	MDA	LLD	Lab Qualifier
Milk	Control	M-8	14-Mar-14	Composite	Actinium-228	-4.94E+00	PCI/L	1.39E+01		U
Milk	Control	M-8	14-Mar-14	Composite	Antimony-124	-3.63E+00	PCI/L	5.47E+00		U
Milk	Control	M-8	14-Mar-14	Composite	Antimony-125	-2.27E+00	PCI/L	8.47E+00		U
Milk	Control	M-8	14-Mar-14	Composite	Barium-140	8.01E-01	PCI/L	3.65E+00	15	U
Milk	Control	M-8	14-Mar-14	Composite	Beryllium-7	5.37E+00	PCI/L	2.61E+01		U
Milk	Control	M-8	14-Mar-14	Composite	Cerium-141	-2.39E+00	PCI/L	5.37E+00		U
Milk	Control	M-8	14-Mar-14	Composite	Cerium-144	-6.43E+00	PCI/L	2.05E+01		U
Milk	Control	M-8	14-Mar-14	Composite	Cesium-134	1.23E+00	PCI/L	3.58E+00	15	U
Milk	Control	M-8	14-Mar-14	Composite	Cesium-137	1.27E+00	PCI/L	3.37E+00	18	U
Milk	Control	M-8	14-Mar-14	Composite	Chromium-51	7.35E-01	PCI/L	2.75E+01		U
Milk	Control	M-8	14-Mar-14	Composite	Cobalt-57	4.60E-02	PCI/L	2.66E+00		U
Milk	Control	M-8	14-Mar-14	Composite	Cobalt-58	6.51E-02	PCI/L	3.26E+00		U
Milk	Control	M-8	14-Mar-14	Composite	Cobalt-60	-2.17E+00	PCI/L	3.50E+00		U
Milk	Control	M-8	14-Mar-14	Composite	Iodine-131	4.91E-02	PCI/L	5.82E-01	1	U
Milk	Control	M-8	14-Mar-14	Composite	Iron-59	-3.02E-01	PCI/L	6.75E+00		U
Milk	Control	M-8	14-Mar-14	Composite	Lanthanum-140	8.01E-01	PCI/L	3.65E+00	15	U
Milk	Control	M-8	14-Mar-14	Composite	Manganese-54	-4.51E-01	PCI/L	2.84E+00		U
Milk	Control	M-8	14-Mar-14	Composite	Niobium-95	2.30E+00	PCI/L	3.45E+00		U
Milk	Control	M-8	14-Mar-14	Composite	Potassium-40	1.40E+03	PCI/L	2.63E+01		U
Milk	Control	M-8	14-Mar-14	Composite	Ruthenium-103	-1.12E+00	PCI/L	2.97E+00		U
Milk	Control	M-8	14-Mar-14	Composite	Ruthenium-106	4.96E-01	PCI/L	2.93E+01		U
Milk	Control	M-8	14-Mar-14	Composite	Selenium-75	2.01E+00	PCI/L	4.48E+00		U
Milk	Control	M-8	14-Mar-14	Composite	Silver-108m	2.75E+00	PCI/L	2.92E+00		U
Milk	Control	M-8	14-Mar-14	Composite	Silver-110m	-2.84E-01	PCI/L	2.92E+00		U
Milk	Control	M-8	14-Mar-14	Composite	Strontium-89	5.48E-01	PCI/L	3.36E+00	10	U
Milk	Control	M-8	14-Mar-14	Composite	Strontium-90	-3.16E-01	PCI/L	1.75E+00	2	U
Milk	Control	M-8	14-Mar-14	Composite	Zinc-65	-9.81E-01	PCI/L	8.56E+00		U
Milk	Control	M-8	14-Mar-14	Composite	Zirconium-95	3.52E+00	PCI/L	5.86E+00		U
Milk	Indicator	M-2	10-Apr-14	Composite	Potassium-40	1.44E+03	PCI/L	6.45E+01		
Milk	Control	M-8	10-Apr-14	Composite	Potassium-40	1.40E+03	PCI/L	4.49E+01		
Milk	Indicator	M-2	08-May-14	Composite	Actinium-228	1.55E+00	PCI/L	2.57E+01		U
Milk	Indicator	M-2	08-May-14	Composite	Antimony-124	-3.00E+00	PCI/L	7.98E+00		U
Milk	Indicator	M-2	08-May-14	Composite	Antimony-125	3.02E+00	PCI/L	1.37E+01		U
Milk	Indicator	M-2	08-May-14	Composite	Barium-140	-1.05E+00	PCI/L	5.60E+00	15	U
Milk	Indicator	M-2	08-May-14	Composite	Beryllium-7	3.23E+00	PCI/L	4.12E+01		U
Milk	Indicator	M-2	08-May-14	Composite	Cerium-141	-1.06E+00	PCI/L	9.37E+00		U
Milk	Indicator	M-2	08-May-14	Composite	Cerium-144	-2.74E+00	PCI/L	3.27E+01		U
Milk	Indicator	M-2	08-May-14	Composite	Cesium-134	2.76E+00	PCI/L	6.39E+00	15	U
Milk	Indicator	M-2	08-May-14	Composite	Cesium-137	-5.53E-01	PCI/L	5.31E+00	18	U
Milk	Indicator	M-2	08-May-14	Composite	Chromium-51	1.80E+01	PCI/L	4.21E+01		U
Milk	Indicator	M-2	08-May-14	Composite	Cobalt-57	-8.70E-01	PCI/L	4.47E+00		U
Milk	Indicator	M-2	08-May-14	Composite	Cobalt-58	1.70E+00	PCI/L	5.51E+00		U
Milk	Indicator	M-2	08-May-14	Composite	Cobalt-60	1.68E+00	PCI/L	5.88E+00		U
Milk	Indicator	M-2	08-May-14	Composite	Iodine-131	9.56E-02	PCI/L	7.19E-01	1	U
Milk	Indicator	M-2	08-May-14	Composite	Iron-59	3.22E+00	PCI/L	1.53E+01		U
Milk	Indicator	M-2	08-May-14	Composite	Lanthanum-140	-1.05E+00	PCI/L	5.60E+00	15	U
Milk	Indicator	M-2	08-May-14	Composite	Manganese-54	-4.82E-01	PCI/L	5.35E+00		U
Milk	Indicator	M-2	08-May-14	Composite	Niobium-95	-1.54E+00	PCI/L	5.86E+00		U
Milk	Indicator	M-2	08-May-14	Composite	Potassium-40	1.61E+03	PCI/L	4.42E+01		
Milk	Indicator	M-2	08-May-14	Composite	Ruthenium-103	1.96E+00	PCI/L	5.45E+00		U
Milk	Indicator	M-2	08-May-14	Composite	Ruthenium-106	4.11E-01	PCI/L	4.82E+01		U
Milk	Indicator	M-2	08-May-14	Composite	Selenium-75	-1.09E+00	PCI/L	6.69E+00		U

Fermi 2 - 2014
Annual Radiological Environmental Operating Report
Appendix C - Environmental Data Table

Medium	Location Category	Location ID	Date	Sample Type	Parameter	Result	Units	MDA	LLD	Lab Qualifier
Milk	Indicator	M-2	08-May-14	Composite	Silver-108m	3.79E-02	PCI/L	4.42E+00		U
Milk	Indicator	M-2	08-May-14	Composite	Silver-110m	9.12E-02	PCI/L	5.10E+00		U
Milk	Indicator	M-2	08-May-14	Composite	Strontium-89	-5.34E-01	PCI/L	1.90E+00	10	U
Milk	Indicator	M-2	08-May-14	Composite	Strontium-90	-3.08E-01	PCI/L	1.71E+00	2	U
Milk	Indicator	M-2	08-May-14	Composite	Zinc-65	3.35E+00	PCI/L	1.37E+01		U
Milk	Indicator	M-2	08-May-14	Composite	Zirconium-95	-9.55E-01	PCI/L	9.21E+00		U
Milk	Control	M-8	08-May-14	Composite	Actinium-228	-6.71E+00	PCI/L	2.25E+01		U
Milk	Control	M-8	08-May-14	Composite	Antimony-124	5.68E+00	PCI/L	1.33E+01		U
Milk	Control	M-8	08-May-14	Composite	Antimony-125	2.31E+00	PCI/L	1.32E+01		U
Milk	Control	M-8	08-May-14	Composite	Barium-140	-1.32E+00	PCI/L	7.12E+00	15	U
Milk	Control	M-8	08-May-14	Composite	Beryllium-7	1.17E+00	PCI/L	4.00E+01		U
Milk	Control	M-8	08-May-14	Composite	Cerium-141	1.06E+00	PCI/L	7.81E+00		U
Milk	Control	M-8	08-May-14	Composite	Cerium-144	-2.76E+00	PCI/L	2.94E+01		U
Milk	Control	M-8	08-May-14	Composite	Cesium-134	3.63E+00	PCI/L	6.58E+00	15	U
Milk	Control	M-8	08-May-14	Composite	Cesium-137	6.81E-01	PCI/L	5.82E+00	18	U
Milk	Control	M-8	08-May-14	Composite	Chromium-51	-1.60E+01	PCI/L	4.29E+01		U
Milk	Control	M-8	08-May-14	Composite	Cobalt-57	-1.49E-01	PCI/L	4.05E+00		U
Milk	Control	M-8	08-May-14	Composite	Cobalt-58	3.83E-01	PCI/L	5.58E+00		U
Milk	Control	M-8	08-May-14	Composite	Cobalt-60	-1.41E+00	PCI/L	5.77E+00		U
Milk	Control	M-8	08-May-14	Composite	Iodine-131	-7.64E-02	PCI/L	5.64E-01	1	U
Milk	Control	M-8	08-May-14	Composite	Iron-59	-1.70E+00	PCI/L	1.05E+01		U
Milk	Control	M-8	08-May-14	Composite	Lanthanum-140	-1.32E+00	PCI/L	7.12E+00	15	U
Milk	Control	M-8	08-May-14	Composite	Manganese-54	1.27E-01	PCI/L	5.36E+00		U
Milk	Control	M-8	08-May-14	Composite	Niobium-95	3.12E+00	PCI/L	5.54E+00		U
Milk	Control	M-8	08-May-14	Composite	Potassium-40	1.43E+03	PCI/L	5.47E+01		U
Milk	Control	M-8	08-May-14	Composite	Ruthenium-103	3.25E+00	PCI/L	5.87E+00		U
Milk	Control	M-8	08-May-14	Composite	Ruthenium-106	2.49E+00	PCI/L	4.51E+01		U
Milk	Control	M-8	08-May-14	Composite	Selenium-75	1.14E+00	PCI/L	6.87E+00		U
Milk	Control	M-8	08-May-14	Composite	Silver-108m	6.22E-01	PCI/L	4.55E+00		U
Milk	Control	M-8	08-May-14	Composite	Silver-110m	1.95E-01	PCI/L	4.77E+00		U
Milk	Control	M-8	08-May-14	Composite	Strontium-89	-1.88E+00	PCI/L	1.83E+00	10	U
Milk	Control	M-8	08-May-14	Composite	Strontium-90	-8.34E-01	PCI/L	1.73E+00	2	U
Milk	Control	M-8	08-May-14	Composite	Zinc-65	-4.51E+00	PCI/L	1.16E+01		U
Milk	Control	M-8	08-May-14	Composite	Zirconium-95	1.26E+01	PCI/L	9.65E+00		UI
Milk	Indicator	M-2	22-May-14	Composite	Actinium-228	-1.84E+00	PCI/L	9.43E+00		U
Milk	Indicator	M-2	22-May-14	Composite	Antimony-124	-1.79E-01	PCI/L	4.10E+00		U
Milk	Indicator	M-2	22-May-14	Composite	Antimony-125	1.53E+00	PCI/L	5.95E+00		U
Milk	Indicator	M-2	22-May-14	Composite	Barium-140	7.36E-02	PCI/L	2.42E+00	15	U
Milk	Indicator	M-2	22-May-14	Composite	Beryllium-7	1.76E+00	PCI/L	1.71E+01		U
Milk	Indicator	M-2	22-May-14	Composite	Cerium-141	1.99E+00	PCI/L	3.54E+00		U
Milk	Indicator	M-2	22-May-14	Composite	Cerium-144	7.57E+00	PCI/L	1.49E+01		U
Milk	Indicator	M-2	22-May-14	Composite	Cesium-134	-1.87E+00	PCI/L	2.50E+00	15	U
Milk	Indicator	M-2	22-May-14	Composite	Cesium-137	5.93E-02	PCI/L	2.33E+00	18	U
Milk	Indicator	M-2	22-May-14	Composite	Chromium-51	-5.06E-01	PCI/L	1.75E+01		U
Milk	Indicator	M-2	22-May-14	Composite	Cobalt-57	7.67E-01	PCI/L	2.01E+00		U
Milk	Indicator	M-2	22-May-14	Composite	Cobalt-58	-5.80E-01	PCI/L	2.27E+00		U
Milk	Indicator	M-2	22-May-14	Composite	Cobalt-60	6.32E-01	PCI/L	2.49E+00		U
Milk	Indicator	M-2	22-May-14	Composite	Iodine-131	1.65E-01	PCI/L	7.86E-01	1	U
Milk	Indicator	M-2	22-May-14	Composite	Iron-59	1.15E+00	PCI/L	5.08E+00		U
Milk	Indicator	M-2	22-May-14	Composite	Lanthanum-140	7.36E-02	PCI/L	2.42E+00	15	U
Milk	Indicator	M-2	22-May-14	Composite	Manganese-54	-4.52E-01	PCI/L	2.14E+00		U
Milk	Indicator	M-2	22-May-14	Composite	Niobium-95	2.45E-01	PCI/L	2.22E+00		U

Fermi 2 - 2014
Annual Radiological Environmental Operating Report
Appendix C - Environmental Data Table

Medium	Location Category	Location ID	Date	Sample Type	Parameter	Result	Units	MDA	LLD	Lab Qualifier
Milk	Indicator	M-2	22-May-14	Composite	Potassium-40	1.38E+03	PCI/L	2.04E+01		
Milk	Indicator	M-2	22-May-14	Composite	Ruthenium-103	-4.15E-01	PCI/L	1.95E+00		U
Milk	Indicator	M-2	22-May-14	Composite	Ruthenium-106	4.05E+00	PCI/L	2.06E+01		U
Milk	Indicator	M-2	22-May-14	Composite	Selenium-75	2.40E+00	PCI/L	2.92E+00		U
Milk	Indicator	M-2	22-May-14	Composite	Silver-108m	2.89E-01	PCI/L	1.95E+00		U
Milk	Indicator	M-2	22-May-14	Composite	Silver-110m	-3.95E-01	PCI/L	2.03E+00		U
Milk	Indicator	M-2	22-May-14	Composite	Strontium-89	-6.65E-01	PCI/L	1.89E+00	10	U
Milk	Indicator	M-2	22-May-14	Composite	Strontium-90	-1.46E-01	PCI/L	1.81E+00	2	U
Milk	Indicator	M-2	22-May-14	Composite	Zinc-65	-1.39E+00	PCI/L	5.27E+00		U
Milk	Indicator	M-2	22-May-14	Composite	Zirconium-95	7.54E-01	PCI/L	3.89E+00		U
Milk	Control	M-8	22-May-14	Composite	Actinium-228	2.98E+00	PCI/L	1.21E+01		U
Milk	Control	M-8	22-May-14	Composite	Antimony-124	-5.02E+00	PCI/L	4.80E+00		U
Milk	Control	M-8	22-May-14	Composite	Antimony-125	1.24E+00	PCI/L	5.93E+00		U
Milk	Control	M-8	22-May-14	Composite	Barium-140	3.31E-01	PCI/L	2.99E+00	15	U
Milk	Control	M-8	22-May-14	Composite	Beryllium-7	-1.37E+00	PCI/L	1.82E+01		U
Milk	Control	M-8	22-May-14	Composite	Cerium-141	-2.86E+00	PCI/L	2.80E+00		U
Milk	Control	M-8	22-May-14	Composite	Cerium-144	4.70E+00	PCI/L	1.16E+01		U
Milk	Control	M-8	22-May-14	Composite	Cesium-134	3.12E-01	PCI/L	2.67E+00	15	U
Milk	Control	M-8	22-May-14	Composite	Cesium-137	1.55E+00	PCI/L	2.61E+00	18	U
Milk	Control	M-8	22-May-14	Composite	Chromium-51	-4.44E+00	PCI/L	1.71E+01		U
Milk	Control	M-8	22-May-14	Composite	Cobalt-57	-2.21E-01	PCI/L	1.44E+00		U
Milk	Control	M-8	22-May-14	Composite	Cobalt-58	-3.73E-01	PCI/L	2.38E+00		U
Milk	Control	M-8	22-May-14	Composite	Cobalt-60	2.69E+00	PCI/L	3.43E+00		U
Milk	Control	M-8	22-May-14	Composite	Iodine-131	2.36E-01	PCI/L	6.20E-01	1	U
Milk	Control	M-8	22-May-14	Composite	Iron-59	-1.16E+00	PCI/L	5.98E+00		U
Milk	Control	M-8	22-May-14	Composite	Lanthanum-140	3.31E-01	PCI/L	2.99E+00	15	U
Milk	Control	M-8	22-May-14	Composite	Manganese-54	-4.61E-01	PCI/L	2.53E+00		U
Milk	Control	M-8	22-May-14	Composite	Niobium-95	4.75E-01	PCI/L	2.42E+00		U
Milk	Control	M-8	22-May-14	Composite	Potassium-40	1.34E+03	PCI/L	2.34E+01		
Milk	Control	M-8	22-May-14	Composite	Ruthenium-103	-1.17E+00	PCI/L	2.17E+00		U
Milk	Control	M-8	22-May-14	Composite	Ruthenium-106	7.11E+00	PCI/L	2.29E+01		U
Milk	Control	M-8	22-May-14	Composite	Selenium-75	-3.99E-01	PCI/L	2.68E+00		U
Milk	Control	M-8	22-May-14	Composite	Silver-108m	3.71E-01	PCI/L	1.98E+00		U
Milk	Control	M-8	22-May-14	Composite	Silver-110m	-4.37E-01	PCI/L	2.16E+00		U
Milk	Control	M-8	22-May-14	Composite	Strontium-89	8.23E-01	PCI/L	2.50E+00	10	U
Milk	Control	M-8	22-May-14	Composite	Strontium-90	-5.27E-02	PCI/L	1.86E+00	2	U
Milk	Control	M-8	22-May-14	Composite	Zinc-65	7.03E+00	PCI/L	6.18E+00		UI
Milk	Control	M-8	22-May-14	Composite	Zirconium-95	-1.05E+00	PCI/L	4.08E+00		U
Milk	Indicator	M-2	12-Jun-14	Composite	Actinium-228	3.92E+00	PCI/L	2.22E+01		U
Milk	Indicator	M-2	12-Jun-14	Composite	Antimony-124	2.08E+00	PCI/L	9.40E+00		U
Milk	Indicator	M-2	12-Jun-14	Composite	Antimony-125	-8.54E+00	PCI/L	1.04E+01		U
Milk	Indicator	M-2	12-Jun-14	Composite	Barium-140	-4.52E-01	PCI/L	5.89E+00	15	U
Milk	Indicator	M-2	12-Jun-14	Composite	Beryllium-7	-7.54E+00	PCI/L	3.79E+01		U
Milk	Indicator	M-2	12-Jun-14	Composite	Cerium-141	-3.66E+00	PCI/L	7.63E+00		U
Milk	Indicator	M-2	12-Jun-14	Composite	Cerium-144	-5.53E+00	PCI/L	3.07E+01		U
Milk	Indicator	M-2	12-Jun-14	Composite	Cesium-134	7.63E-01	PCI/L	5.05E+00	15	U
Milk	Indicator	M-2	12-Jun-14	Composite	Cesium-137	3.13E+00	PCI/L	6.59E+00	18	U
Milk	Indicator	M-2	12-Jun-14	Composite	Chromium-51	-9.90E+00	PCI/L	3.82E+01		U
Milk	Indicator	M-2	12-Jun-14	Composite	Cobalt-57	-5.85E-01	PCI/L	3.75E+00		U
Milk	Indicator	M-2	12-Jun-14	Composite	Cobalt-58	-1.17E+00	PCI/L	4.03E+00		U
Milk	Indicator	M-2	12-Jun-14	Composite	Cobalt-60	1.53E-01	PCI/L	4.97E+00		U
Milk	Indicator	M-2	12-Jun-14	Composite	Iodine-131	-4.33E-01	PCI/L	7.14E-01	1	U

Fermi 2 - 2014
Annual Radiological Environmental Operating Report
Appendix C - Environmental Data Table

Medium	Location Category	Location ID	Date	Sample Type	Parameter	Result	Units	MDA	LLD	Lab Qualifier
Milk	Indicator	M-2	12-Jun-14	Composite	Iron-59	6.20E+00	PCI/L	1.16E+01		U
Milk	Indicator	M-2	12-Jun-14	Composite	Lanthanum-140	-4.52E-01	PCI/L	5.89E+00	15	U
Milk	Indicator	M-2	12-Jun-14	Composite	Manganese-54	1.28E+00	PCI/L	4.85E+00		U
Milk	Indicator	M-2	12-Jun-14	Composite	Niobium-95	-9.63E-01	PCI/L	4.53E+00		U
Milk	Indicator	M-2	12-Jun-14	Composite	Potassium-40	1.44E+03	PCI/L	4.97E+01		
Milk	Indicator	M-2	12-Jun-14	Composite	Ruthenium-103	-7.71E-01	PCI/L	4.42E+00		U
Milk	Indicator	M-2	12-Jun-14	Composite	Ruthenium-106	8.79E+00	PCI/L	4.19E+01		U
Milk	Indicator	M-2	12-Jun-14	Composite	Selenium-75	4.32E-01	PCI/L	5.95E+00		U
Milk	Indicator	M-2	12-Jun-14	Composite	Silver-108m	-1.02E+00	PCI/L	3.77E+00		U
Milk	Indicator	M-2	12-Jun-14	Composite	Silver-110m	-5.08E+00	PCI/L	4.23E+00		U
Milk	Indicator	M-2	12-Jun-14	Composite	Strontium-89	7.48E-01	PCI/L	2.51E+00	10	U
Milk	Indicator	M-2	12-Jun-14	Composite	Strontium-90	4.45E-01	PCI/L	1.88E+00	2	U
Milk	Indicator	M-2	12-Jun-14	Composite	Zinc-65	-2.84E+00	PCI/L	1.20E+01		U
Milk	Indicator	M-2	12-Jun-14	Composite	Zirconium-95	-1.31E-01	PCI/L	8.05E+00		U
Milk	Control	M-8	12-Jun-14	Composite	Actinium-228	1.22E+01	PCI/L	2.23E+01		U
Milk	Control	M-8	12-Jun-14	Composite	Antimony-124	2.20E+00	PCI/L	9.27E+00		U
Milk	Control	M-8	12-Jun-14	Composite	Antimony-125	1.01E+00	PCI/L	1.10E+01		U
Milk	Control	M-8	12-Jun-14	Composite	Barium-140	4.41E-01	PCI/L	5.98E+00	15	U
Milk	Control	M-8	12-Jun-14	Composite	Beryllium-7	-7.10E+00	PCI/L	2.94E+01		U
Milk	Control	M-8	12-Jun-14	Composite	Cerium-141	8.22E-01	PCI/L	7.51E+00		U
Milk	Control	M-8	12-Jun-14	Composite	Cerium-144	4.07E+00	PCI/L	2.86E+01		U
Milk	Control	M-8	12-Jun-14	Composite	Cesium-134	2.82E-02	PCI/L	5.06E+00	15	U
Milk	Control	M-8	12-Jun-14	Composite	Cesium-137	-1.63E+00	PCI/L	4.58E+00	18	U
Milk	Control	M-8	12-Jun-14	Composite	Chromium-51	-6.20E+00	PCI/L	4.02E+01		U
Milk	Control	M-8	12-Jun-14	Composite	Cobalt-57	-1.66E+00	PCI/L	3.80E+00		U
Milk	Control	M-8	12-Jun-14	Composite	Cobalt-58	1.68E+00	PCI/L	5.48E+00		U
Milk	Control	M-8	12-Jun-14	Composite	Cobalt-60	-3.02E+00	PCI/L	4.42E+00		U
Milk	Control	M-8	12-Jun-14	Composite	Iodine-131	3.02E-01	PCI/L	8.87E-01	1	U
Milk	Control	M-8	12-Jun-14	Composite	Iron-59	-5.71E+00	PCI/L	9.26E+00		U
Milk	Control	M-8	12-Jun-14	Composite	Lanthanum-140	4.41E-01	PCI/L	5.98E+00	15	U
Milk	Control	M-8	12-Jun-14	Composite	Manganese-54	2.40E-01	PCI/L	4.94E+00		U
Milk	Control	M-8	12-Jun-14	Composite	Niobium-95	-1.18E+00	PCI/L	4.76E+00		U
Milk	Control	M-8	12-Jun-14	Composite	Potassium-40	1.32E+03	PCI/L	4.78E+01		
Milk	Control	M-8	12-Jun-14	Composite	Ruthenium-103	8.19E-01	PCI/L	4.81E+00		U
Milk	Control	M-8	12-Jun-14	Composite	Ruthenium-106	-6.65E+00	PCI/L	3.54E+01		U
Milk	Control	M-8	12-Jun-14	Composite	Selenium-75	-2.51E+00	PCI/L	5.04E+00		U
Milk	Control	M-8	12-Jun-14	Composite	Silver-108m	3.02E-01	PCI/L	4.23E+00		U
Milk	Control	M-8	12-Jun-14	Composite	Silver-110m	1.44E+00	PCI/L	4.81E+00		U
Milk	Control	M-8	12-Jun-14	Composite	Strontium-89	1.61E+00	PCI/L	2.81E+00	10	U
Milk	Control	M-8	12-Jun-14	Composite	Strontium-90	-1.19E-01	PCI/L	1.79E+00	2	U
Milk	Control	M-8	12-Jun-14	Composite	Zinc-65	6.27E+00	PCI/L	1.46E+01		U
Milk	Control	M-8	12-Jun-14	Composite	Zirconium-95	1.20E+00	PCI/L	8.46E+00		U
Milk	Indicator	M-2	26-Jun-14	Composite	Actinium-228	1.24E+00	PCI/L	1.46E+01		U
Milk	Indicator	M-2	26-Jun-14	Composite	Antimony-124	-2.96E+00	PCI/L	5.43E+00		U
Milk	Indicator	M-2	26-Jun-14	Composite	Antimony-125	3.83E-01	PCI/L	8.50E+00		U
Milk	Indicator	M-2	26-Jun-14	Composite	Barium-140	-5.87E-01	PCI/L	4.19E+00	15	U
Milk	Indicator	M-2	26-Jun-14	Composite	Beryllium-7	1.18E+01	PCI/L	2.66E+01		U
Milk	Indicator	M-2	26-Jun-14	Composite	Cerium-141	4.76E-01	PCI/L	5.51E+00		U
Milk	Indicator	M-2	26-Jun-14	Composite	Cerium-144	-2.86E-01	PCI/L	2.16E+01		U
Milk	Indicator	M-2	26-Jun-14	Composite	Cesium-134	4.53E-01	PCI/L	3.26E+00	15	U
Milk	Indicator	M-2	26-Jun-14	Composite	Cesium-137	-1.24E+00	PCI/L	3.25E+00	18	U
Milk	Indicator	M-2	26-Jun-14	Composite	Chromium-51	1.03E+01	PCI/L	2.95E+01		U

Fermi 2 - 2014
Annual Radiological Environmental Operating Report
Appendix C - Environmental Data Table

Medium	Location Category	Location ID	Date	Sample Type	Parameter	Result	Units	MDA	LLD	Lab Qualifier
Milk	Indicator	M-2	26-Jun-14	Composite	Cobalt-57	-1.43E+00	PCI/L	2.60E+00		U
Milk	Indicator	M-2	26-Jun-14	Composite	Cobalt-58	-7.18E-02	PCI/L	3.22E+00		U
Milk	Indicator	M-2	26-Jun-14	Composite	Cobalt-60	2.07E+00	PCI/L	3.62E+00		U
Milk	Indicator	M-2	26-Jun-14	Composite	Iodine-131	2.08E-01	PCI/L	8.98E-01	1	U
Milk	Indicator	M-2	26-Jun-14	Composite	Iron-59	4.22E+00	PCI/L	7.96E+00		U
Milk	Indicator	M-2	26-Jun-14	Composite	Lanthanum-140	-5.87E-01	PCI/L	4.19E+00	15	U
Milk	Indicator	M-2	26-Jun-14	Composite	Manganese-54	1.32E-01	PCI/L	3.38E+00		U
Milk	Indicator	M-2	26-Jun-14	Composite	Niobium-95	1.03E+00	PCI/L	3.03E+00		U
Milk	Indicator	M-2	26-Jun-14	Composite	Potassium-40	1.38E+03	PCI/L	3.30E+01		U
Milk	Indicator	M-2	26-Jun-14	Composite	Ruthenium-103	-3.74E-01	PCI/L	3.15E+00		U
Milk	Indicator	M-2	26-Jun-14	Composite	Ruthenium-106	-3.78E+00	PCI/L	2.94E+01		U
Milk	Indicator	M-2	26-Jun-14	Composite	Selenium-75	1.23E+00	PCI/L	4.51E+00		U
Milk	Indicator	M-2	26-Jun-14	Composite	Silver-108m	-1.19E+00	PCI/L	2.60E+00		U
Milk	Indicator	M-2	26-Jun-14	Composite	Silver-110m	-6.85E-01	PCI/L	2.91E+00		U
Milk	Indicator	M-2	26-Jun-14	Composite	Strontium-89	-2.38E-01	PCI/L	2.28E+00	10	U
Milk	Indicator	M-2	26-Jun-14	Composite	Strontium-90	-6.49E-01	PCI/L	1.80E+00	2	U
Milk	Indicator	M-2	26-Jun-14	Composite	Zinc-65	-7.14E-01	PCI/L	7.53E+00		U
Milk	Indicator	M-2	26-Jun-14	Composite	Zirconium-95	2.73E+00	PCI/L	5.68E+00		U
Milk	Control	M-8	26-Jun-14	Composite	Actinium-228	1.80E+00	PCI/L	1.73E+01		U
Milk	Control	M-8	26-Jun-14	Composite	Antimony-124	2.78E+00	PCI/L	6.45E+00		U
Milk	Control	M-8	26-Jun-14	Composite	Antimony-125	2.67E+00	PCI/L	8.99E+00		U
Milk	Control	M-8	26-Jun-14	Composite	Barium-140	2.85E-01	PCI/L	4.44E+00	15	U
Milk	Control	M-8	26-Jun-14	Composite	Beryllium-7	1.49E+01	PCI/L	3.04E+01		U
Milk	Control	M-8	26-Jun-14	Composite	Cerium-141	2.08E+00	PCI/L	5.63E+00		U
Milk	Control	M-8	26-Jun-14	Composite	Cerium-144	5.31E+00	PCI/L	2.18E+01		U
Milk	Control	M-8	26-Jun-14	Composite	Cesium-134	7.38E-01	PCI/L	3.56E+00	15	U
Milk	Control	M-8	26-Jun-14	Composite	Cesium-137	-3.90E-01	PCI/L	3.69E+00	18	U
Milk	Control	M-8	26-Jun-14	Composite	Chromium-51	-1.76E-01	PCI/L	2.89E+01		U
Milk	Control	M-8	26-Jun-14	Composite	Cobalt-57	-5.39E-01	PCI/L	2.73E+00		U
Milk	Control	M-8	26-Jun-14	Composite	Cobalt-58	1.30E+00	PCI/L	3.57E+00		U
Milk	Control	M-8	26-Jun-14	Composite	Cobalt-60	8.09E-01	PCI/L	4.16E+00		U
Milk	Control	M-8	26-Jun-14	Composite	Iodine-131	4.60E-01	PCI/L	7.27E-01	1	U
Milk	Control	M-8	26-Jun-14	Composite	Iron-59	9.83E-01	PCI/L	7.45E+00		U
Milk	Control	M-8	26-Jun-14	Composite	Lanthanum-140	2.85E-01	PCI/L	4.44E+00	15	U
Milk	Control	M-8	26-Jun-14	Composite	Manganese-54	-1.34E+00	PCI/L	3.01E+00		U
Milk	Control	M-8	26-Jun-14	Composite	Niobium-95	-7.45E-01	PCI/L	3.11E+00		U
Milk	Control	M-8	26-Jun-14	Composite	Potassium-40	1.40E+03	PCI/L	2.65E+01		U
Milk	Control	M-8	26-Jun-14	Composite	Ruthenium-103	-3.94E-01	PCI/L	3.48E+00		U
Milk	Control	M-8	26-Jun-14	Composite	Ruthenium-106	-4.08E-01	PCI/L	2.65E+01		U
Milk	Control	M-8	26-Jun-14	Composite	Selenium-75	-1.29E+00	PCI/L	3.96E+00		U
Milk	Control	M-8	26-Jun-14	Composite	Silver-108m	5.31E-01	PCI/L	2.87E+00		U
Milk	Control	M-8	26-Jun-14	Composite	Silver-110m	8.95E-02	PCI/L	3.25E+00		U
Milk	Control	M-8	26-Jun-14	Composite	Strontium-89	-1.21E+00	PCI/L	2.51E+00	10	U
Milk	Control	M-8	26-Jun-14	Composite	Strontium-90	3.86E-01	PCI/L	1.77E+00	2	U
Milk	Control	M-8	26-Jun-14	Composite	Zinc-65	3.51E-01	PCI/L	8.36E+00		U
Milk	Control	M-8	26-Jun-14	Composite	Zirconium-95	6.02E-01	PCI/L	6.46E+00		U
Milk	Indicator	M-2	10-Jul-14	Composite	Actinium-228	1.46E+00	PCI/L	2.00E+01		U
Milk	Indicator	M-2	10-Jul-14	Composite	Antimony-124	-1.93E+00	PCI/L	7.62E+00		U
Milk	Indicator	M-2	10-Jul-14	Composite	Antimony-125	3.96E+00	PCI/L	1.24E+01		U
Milk	Indicator	M-2	10-Jul-14	Composite	Barium-140	-1.73E+00	PCI/L	3.87E+00	15	U
Milk	Indicator	M-2	10-Jul-14	Composite	Beryllium-7	1.50E+01	PCI/L	3.43E+01		U
Milk	Indicator	M-2	10-Jul-14	Composite	Cerium-141	-4.34E-01	PCI/L	7.11E+00		U

Fermi 2 - 2014
Annual Radiological Environmental Operating Report
Appendix C - Environmental Data Table

Medium	Location Category	Location ID	Date	Sample Type	Parameter	Result	Units	MDA	LLD	Lab Qualifier
Milk	Indicator	M-2	10-Jul-14	Composite	Cerium-144	-1.81E+01	PCI/L	2.60E+01		U
Milk	Indicator	M-2	10-Jul-14	Composite	Cesium-134	1.46E+00	PCI/L	5.49E+00	15	U
Milk	Indicator	M-2	10-Jul-14	Composite	Cesium-137	-1.94E+00	PCI/L	4.25E+00	18	U
Milk	Indicator	M-2	10-Jul-14	Composite	Chromium-51	-5.70E+00	PCI/L	3.07E+01		U
Milk	Indicator	M-2	10-Jul-14	Composite	Cobalt-57	-4.98E-01	PCI/L	3.75E+00		U
Milk	Indicator	M-2	10-Jul-14	Composite	Cobalt-58	1.21E+00	PCI/L	4.04E+00		U
Milk	Indicator	M-2	10-Jul-14	Composite	Cobalt-60	2.01E-01	PCI/L	5.18E+00		U
Milk	Indicator	M-2	10-Jul-14	Composite	Iodine-131	-3.42E-01	PCI/L	4.50E-01	1	U
Milk	Indicator	M-2	10-Jul-14	Composite	Iron-59	-2.85E+00	PCI/L	8.73E+00		U
Milk	Indicator	M-2	10-Jul-14	Composite	Lanthanum-140	-1.73E+00	PCI/L	3.87E+00	15	U
Milk	Indicator	M-2	10-Jul-14	Composite	Manganese-54	1.25E+00	PCI/L	4.76E+00		U
Milk	Indicator	M-2	10-Jul-14	Composite	Niobium-95	4.17E+00	PCI/L	3.89E+00		UI
Milk	Indicator	M-2	10-Jul-14	Composite	Potassium-40	1.42E+03	PCI/L	3.31E+01		
Milk	Indicator	M-2	10-Jul-14	Composite	Ruthenium-103	-2.51E+00	PCI/L	4.02E+00		U
Milk	Indicator	M-2	10-Jul-14	Composite	Ruthenium-106	2.23E+01	PCI/L	4.55E+01		U
Milk	Indicator	M-2	10-Jul-14	Composite	Selenium-75	4.92E-01	PCI/L	5.50E+00		U
Milk	Indicator	M-2	10-Jul-14	Composite	Silver-108m	-8.17E-01	PCI/L	3.34E+00		U
Milk	Indicator	M-2	10-Jul-14	Composite	Silver-110m	1.88E+00	PCI/L	3.70E+00		U
Milk	Indicator	M-2	10-Jul-14	Composite	Strontium-89	-1.72E+00	PCI/L	1.71E+00	10	U
Milk	Indicator	M-2	10-Jul-14	Composite	Strontium-90	1.35E+00	PCI/L	1.82E+00	2	U
Milk	Indicator	M-2	10-Jul-14	Composite	Zinc-65	1.88E+00	PCI/L	1.07E+01		U
Milk	Indicator	M-2	10-Jul-14	Composite	Zirconium-95	1.02E+00	PCI/L	7.50E+00		U
Milk	Control	M-8	10-Jul-14	Composite	Actinium-228	-1.06E+01	PCI/L	2.60E+01		U
Milk	Control	M-8	10-Jul-14	Composite	Antimony-124	-2.69E+00	PCI/L	1.52E+01		U
Milk	Control	M-8	10-Jul-14	Composite	Antimony-125	1.17E+01	PCI/L	1.82E+01		U
Milk	Control	M-8	10-Jul-14	Composite	Barium-140	-1.90E-01	PCI/L	6.77E+00	15	U
Milk	Control	M-8	10-Jul-14	Composite	Beryllium-7	6.58E+00	PCI/L	5.45E+01		U
Milk	Control	M-8	10-Jul-14	Composite	Cerium-141	1.14E+00	PCI/L	9.43E+00		U
Milk	Control	M-8	10-Jul-14	Composite	Cerium-144	2.57E+01	PCI/L	3.57E+01		U
Milk	Control	M-8	10-Jul-14	Composite	Cesium-134	-3.25E+00	PCI/L	7.82E+00	15	U
Milk	Control	M-8	10-Jul-14	Composite	Cesium-137	1.97E+00	PCI/L	7.83E+00	18	U
Milk	Control	M-8	10-Jul-14	Composite	Chromium-51	1.76E+01	PCI/L	5.49E+01		U
Milk	Control	M-8	10-Jul-14	Composite	Cobalt-57	1.49E+00	PCI/L	4.88E+00		U
Milk	Control	M-8	10-Jul-14	Composite	Cobalt-58	8.98E-01	PCI/L	7.68E+00		U
Milk	Control	M-8	10-Jul-14	Composite	Cobalt-60	-4.08E+00	PCI/L	7.20E+00		U
Milk	Control	M-8	10-Jul-14	Composite	Iodine-131	8.49E-02	PCI/L	9.75E-01	1	U
Milk	Control	M-8	10-Jul-14	Composite	Iron-59	1.65E-01	PCI/L	1.58E+01		U
Milk	Control	M-8	10-Jul-14	Composite	Lanthanum-140	-1.90E-01	PCI/L	6.77E+00	15	U
Milk	Control	M-8	10-Jul-14	Composite	Manganese-54	-6.26E-02	PCI/L	6.71E+00		U
Milk	Control	M-8	10-Jul-14	Composite	Niobium-95	2.08E+00	PCI/L	6.99E+00		U
Milk	Control	M-8	10-Jul-14	Composite	Potassium-40	1.30E+03	PCI/L	7.26E+01		
Milk	Control	M-8	10-Jul-14	Composite	Ruthenium-103	-4.54E+00	PCI/L	5.01E+00		U
Milk	Control	M-8	10-Jul-14	Composite	Ruthenium-106	5.38E+01	PCI/L	6.71E+01		U
Milk	Control	M-8	10-Jul-14	Composite	Selenium-75	3.62E+00	PCI/L	8.25E+00		U
Milk	Control	M-8	10-Jul-14	Composite	Silver-108m	-2.55E+00	PCI/L	5.14E+00		U
Milk	Control	M-8	10-Jul-14	Composite	Silver-110m	1.74E+00	PCI/L	6.58E+00		U
Milk	Control	M-8	10-Jul-14	Composite	Strontium-89	-1.15E+00	PCI/L	2.26E+00	10	U
Milk	Control	M-8	10-Jul-14	Composite	Strontium-90	-5.91E-01	PCI/L	1.82E+00	2	U
Milk	Control	M-8	10-Jul-14	Composite	Zinc-65	-2.29E+00	PCI/L	1.50E+01		U
Milk	Control	M-8	10-Jul-14	Composite	Zirconium-95	7.24E-01	PCI/L	1.27E+01		U
Milk	Indicator	M-2	24-Jul-14	Composite	Actinium-228	-3.31E+00	PCI/L	2.27E+01		U
Milk	Indicator	M-2	24-Jul-14	Composite	Antimony-124	-2.07E+00	PCI/L	9.72E+00		U

Fermi 2 - 2014
Annual Radiological Environmental Operating Report
Appendix C - Environmental Data Table

Medium	Location Category	Location ID	Date	Sample Type	Parameter	Result	Units	MDA	LLD	Lab Qualifier
Milk	Indicator	M-2	24-Jul-14	Composite	Antimony-125	-5.45E+00	PCI/L	1.18E+01		U
Milk	Indicator	M-2	24-Jul-14	Composite	Barium-140	-4.16E+00	PCI/L	5.40E+00	15	U
Milk	Indicator	M-2	24-Jul-14	Composite	Beryllium-7	-3.75E-01	PCI/L	4.15E+01		U
Milk	Indicator	M-2	24-Jul-14	Composite	Cerium-141	4.89E-01	PCI/L	7.42E+00		U
Milk	Indicator	M-2	24-Jul-14	Composite	Cerium-144	-2.43E+00	PCI/L	2.87E+01		U
Milk	Indicator	M-2	24-Jul-14	Composite	Cesium-134	2.15E-01	PCI/L	6.09E+00	15	U
Milk	Indicator	M-2	24-Jul-14	Composite	Cesium-137	5.25E-01	PCI/L	5.61E+00	18	U
Milk	Indicator	M-2	24-Jul-14	Composite	Chromium-51	-8.40E+00	PCI/L	3.55E+01		U
Milk	Indicator	M-2	24-Jul-14	Composite	Cobalt-57	1.22E+00	PCI/L	3.77E+00		U
Milk	Indicator	M-2	24-Jul-14	Composite	Cobalt-58	2.51E-01	PCI/L	5.26E+00		U
Milk	Indicator	M-2	24-Jul-14	Composite	Cobalt-60	2.97E+00	PCI/L	7.03E+00		U
Milk	Indicator	M-2	24-Jul-14	Composite	Iodine-131	3.71E-03	PCI/L	5.20E-01	1	U
Milk	Indicator	M-2	24-Jul-14	Composite	Iron-59	2.95E+00	PCI/L	1.27E+01		U
Milk	Indicator	M-2	24-Jul-14	Composite	Lanthanum-140	-4.16E+00	PCI/L	5.40E+00	15	U
Milk	Indicator	M-2	24-Jul-14	Composite	Manganese-54	-6.59E-01	PCI/L	5.30E+00		U
Milk	Indicator	M-2	24-Jul-14	Composite	Niobium-95	7.74E-01	PCI/L	4.80E+00		U
Milk	Indicator	M-2	24-Jul-14	Composite	Potassium-40	1.31E+03	PCI/L	4.48E+01		U
Milk	Indicator	M-2	24-Jul-14	Composite	Ruthenium-103	-6.02E-01	PCI/L	5.26E+00		U
Milk	Indicator	M-2	24-Jul-14	Composite	Ruthenium-106	1.75E+00	PCI/L	4.45E+01		U
Milk	Indicator	M-2	24-Jul-14	Composite	Selenium-75	6.61E-02	PCI/L	5.66E+00		U
Milk	Indicator	M-2	24-Jul-14	Composite	Silver-108m	-6.67E-02	PCI/L	4.25E+00		U
Milk	Indicator	M-2	24-Jul-14	Composite	Silver-110m	2.32E+00	PCI/L	5.49E+00		U
Milk	Indicator	M-2	24-Jul-14	Composite	Strontium-89	-1.19E+00	PCI/L	1.36E+00	10	U
Milk	Indicator	M-2	24-Jul-14	Composite	Strontium-90	-4.70E-01	PCI/L	1.73E+00	2	U
Milk	Indicator	M-2	24-Jul-14	Composite	Zinc-65	-3.88E+00	PCI/L	1.27E+01		U
Milk	Indicator	M-2	24-Jul-14	Composite	Zirconium-95	1.13E-01	PCI/L	9.55E+00		U
Milk	Control	M-8	24-Jul-14	Composite	Actinium-228	-1.82E+00	PCI/L	2.12E+01		U
Milk	Control	M-8	24-Jul-14	Composite	Antimony-124	-4.43E+00	PCI/L	9.50E+00		U
Milk	Control	M-8	24-Jul-14	Composite	Antimony-125	-1.84E+00	PCI/L	1.25E+01		U
Milk	Control	M-8	24-Jul-14	Composite	Barium-140	1.08E+00	PCI/L	6.35E+00	15	U
Milk	Control	M-8	24-Jul-14	Composite	Beryllium-7	1.33E+01	PCI/L	4.14E+01		U
Milk	Control	M-8	24-Jul-14	Composite	Cerium-141	3.56E+00	PCI/L	8.22E+00		U
Milk	Control	M-8	24-Jul-14	Composite	Cerium-144	-9.10E+00	PCI/L	2.98E+01		U
Milk	Control	M-8	24-Jul-14	Composite	Cesium-134	1.16E+00	PCI/L	4.89E+00	15	U
Milk	Control	M-8	24-Jul-14	Composite	Cesium-137	-2.16E+00	PCI/L	5.87E+00	18	U
Milk	Control	M-8	24-Jul-14	Composite	Chromium-51	1.01E+01	PCI/L	4.39E+01		U
Milk	Control	M-8	24-Jul-14	Composite	Cobalt-57	2.20E+00	PCI/L	4.35E+00		U
Milk	Control	M-8	24-Jul-14	Composite	Cobalt-58	-2.44E-01	PCI/L	4.38E+00		U
Milk	Control	M-8	24-Jul-14	Composite	Cobalt-60	3.12E+00	PCI/L	5.78E+00		U
Milk	Control	M-8	24-Jul-14	Composite	Iodine-131	-2.79E-01	PCI/L	5.73E-01	1	U
Milk	Control	M-8	24-Jul-14	Composite	Iron-59	-3.12E+00	PCI/L	9.85E+00		U
Milk	Control	M-8	24-Jul-14	Composite	Lanthanum-140	1.08E+00	PCI/L	6.35E+00	15	U
Milk	Control	M-8	24-Jul-14	Composite	Manganese-54	4.81E-01	PCI/L	4.82E+00		U
Milk	Control	M-8	24-Jul-14	Composite	Niobium-95	1.78E-01	PCI/L	4.68E+00		U
Milk	Control	M-8	24-Jul-14	Composite	Potassium-40	1.46E+03	PCI/L	4.02E+01		U
Milk	Control	M-8	24-Jul-14	Composite	Ruthenium-103	-1.99E+00	PCI/L	4.14E+00		U
Milk	Control	M-8	24-Jul-14	Composite	Ruthenium-106	3.27E+00	PCI/L	4.58E+01		U
Milk	Control	M-8	24-Jul-14	Composite	Selenium-75	-1.82E+00	PCI/L	6.34E+00		U
Milk	Control	M-8	24-Jul-14	Composite	Silver-108m	5.38E-02	PCI/L	4.18E+00		U
Milk	Control	M-8	24-Jul-14	Composite	Silver-110m	-2.09E+00	PCI/L	4.52E+00		U
Milk	Control	M-8	24-Jul-14	Composite	Strontium-89	3.95E-01	PCI/L	3.56E+00	10	U
Milk	Control	M-8	24-Jul-14	Composite	Strontium-90	1.65E-01	PCI/L	1.80E+00	2	U

Fermi 2 - 2014
Annual Radiological Environmental Operating Report
Appendix C - Environmental Data Table

Medium	Location Category	Location ID	Date	Sample Type	Parameter	Result	Units	MDA	LLD	Lab Qualifier
Milk	Control	M-8	24-Jul-14	Composite	Zinc-65	1.53E+01	PCI/L	1.03E+01		UI
Milk	Control	M-8	24-Jul-14	Composite	Zirconium-95	6.37E-01	PCI/L	9.17E+00		U
Milk	Indicator	M-2	14-Aug-14	Composite	Actinium-228	-6.70E+00	PCI/L	1.72E+01		U
Milk	Indicator	M-2	14-Aug-14	Composite	Antimony-124	2.40E+00	PCI/L	8.65E+00		U
Milk	Indicator	M-2	14-Aug-14	Composite	Antimony-125	4.36E+00	PCI/L	1.36E+01		U
Milk	Indicator	M-2	14-Aug-14	Composite	Barium-140	-9.77E-01	PCI/L	3.62E+00	15	U
Milk	Indicator	M-2	14-Aug-14	Composite	Beryllium-7	1.18E+00	PCI/L	3.70E+01		U
Milk	Indicator	M-2	14-Aug-14	Composite	Cerium-141	2.57E+00	PCI/L	8.33E+00		U
Milk	Indicator	M-2	14-Aug-14	Composite	Cerium-144	1.41E+01	PCI/L	3.46E+01		U
Milk	Indicator	M-2	14-Aug-14	Composite	Cesium-134	1.37E+00	PCI/L	5.46E+00	15	U
Milk	Indicator	M-2	14-Aug-14	Composite	Cesium-137	2.48E+00	PCI/L	4.10E+00	18	U
Milk	Indicator	M-2	14-Aug-14	Composite	Chromium-51	5.97E+00	PCI/L	4.16E+01		U
Milk	Indicator	M-2	14-Aug-14	Composite	Cobalt-57	-5.87E-01	PCI/L	4.28E+00		U
Milk	Indicator	M-2	14-Aug-14	Composite	Cobalt-58	2.61E+00	PCI/L	4.01E+00		U
Milk	Indicator	M-2	14-Aug-14	Composite	Cobalt-60	-1.04E+00	PCI/L	5.10E+00		U
Milk	Indicator	M-2	14-Aug-14	Composite	Iodine-131	-9.15E-02	PCI/L	4.55E-01	1	U
Milk	Indicator	M-2	14-Aug-14	Composite	Iron-59	-2.62E+00	PCI/L	1.02E+01		U
Milk	Indicator	M-2	14-Aug-14	Composite	Lanthanum-140	-9.77E-01	PCI/L	3.62E+00	15	U
Milk	Indicator	M-2	14-Aug-14	Composite	Manganese-54	-1.00E+00	PCI/L	4.35E+00		U
Milk	Indicator	M-2	14-Aug-14	Composite	Niobium-95	1.51E+00	PCI/L	4.96E+00		U
Milk	Indicator	M-2	14-Aug-14	Composite	Potassium-40	1.50E+03	PCI/L	4.22E+01		
Milk	Indicator	M-2	14-Aug-14	Composite	Ruthenium-103	-1.09E+00	PCI/L	4.59E+00		U
Milk	Indicator	M-2	14-Aug-14	Composite	Ruthenium-106	-1.31E+01	PCI/L	3.77E+01		U
Milk	Indicator	M-2	14-Aug-14	Composite	Selenium-75	2.61E+00	PCI/L	6.63E+00		U
Milk	Indicator	M-2	14-Aug-14	Composite	Silver-108m	-1.26E+00	PCI/L	4.26E+00		U
Milk	Indicator	M-2	14-Aug-14	Composite	Silver-110m	2.62E+00	PCI/L	4.68E+00		U
Milk	Indicator	M-2	14-Aug-14	Composite	Strontium-89	4.90E-02	PCI/L	1.74E+00	10	U
Milk	Indicator	M-2	14-Aug-14	Composite	Strontium-90	-4.13E-01	PCI/L	1.67E+00	2	U
Milk	Indicator	M-2	14-Aug-14	Composite	Zinc-65	-1.76E+00	PCI/L	1.11E+01		U
Milk	Indicator	M-2	14-Aug-14	Composite	Zirconium-95	1.41E+00	PCI/L	7.87E+00		U
Milk	Control	M-8	14-Aug-14	Composite	Actinium-228	-8.11E+00	PCI/L	2.71E+01		U
Milk	Control	M-8	14-Aug-14	Composite	Antimony-124	1.49E-01	PCI/L	1.24E+01		U
Milk	Control	M-8	14-Aug-14	Composite	Antimony-125	3.70E+00	PCI/L	1.78E+01		U
Milk	Control	M-8	14-Aug-14	Composite	Barium-140	-1.06E+00	PCI/L	6.24E+00	15	U
Milk	Control	M-8	14-Aug-14	Composite	Beryllium-7	-4.15E+00	PCI/L	5.00E+01		U
Milk	Control	M-8	14-Aug-14	Composite	Cerium-141	3.11E+00	PCI/L	9.34E+00		U
Milk	Control	M-8	14-Aug-14	Composite	Cerium-144	1.31E+01	PCI/L	3.82E+01		U
Milk	Control	M-8	14-Aug-14	Composite	Cesium-134	1.23E+00	PCI/L	7.00E+00	15	U
Milk	Control	M-8	14-Aug-14	Composite	Cesium-137	-1.07E+00	PCI/L	6.89E+00	18	U
Milk	Control	M-8	14-Aug-14	Composite	Chromium-51	2.25E+01	PCI/L	4.88E+01		U
Milk	Control	M-8	14-Aug-14	Composite	Cobalt-57	1.33E+00	PCI/L	4.98E+00		U
Milk	Control	M-8	14-Aug-14	Composite	Cobalt-58	4.45E+00	PCI/L	5.01E+00		U
Milk	Control	M-8	14-Aug-14	Composite	Cobalt-60	-4.04E-01	PCI/L	6.92E+00		U
Milk	Control	M-8	14-Aug-14	Composite	Iodine-131	2.00E-01	PCI/L	6.19E-01	1	U
Milk	Control	M-8	14-Aug-14	Composite	Iron-59	-2.18E+00	PCI/L	1.30E+01		U
Milk	Control	M-8	14-Aug-14	Composite	Lanthanum-140	-1.06E+00	PCI/L	6.24E+00	15	U
Milk	Control	M-8	14-Aug-14	Composite	Manganese-54	1.76E+00	PCI/L	5.99E+00		U
Milk	Control	M-8	14-Aug-14	Composite	Niobium-95	1.08E+00	PCI/L	5.75E+00		U
Milk	Control	M-8	14-Aug-14	Composite	Potassium-40	1.36E+03	PCI/L	4.35E+01		
Milk	Control	M-8	14-Aug-14	Composite	Ruthenium-103	2.35E-01	PCI/L	5.52E+00		U
Milk	Control	M-8	14-Aug-14	Composite	Ruthenium-106	-1.06E+01	PCI/L	5.10E+01		U
Milk	Control	M-8	14-Aug-14	Composite	Selenium-75	4.65E+00	PCI/L	8.00E+00		U

Fermi 2 - 2014
Annual Radiological Environmental Operating Report
Appendix C - Environmental Data Table

Medium	Location Category	Location ID	Date	Sample Type	Parameter	Result	Units	MDA	LLD	Lab Qualifier
Milk	Control	M-8	14-Aug-14	Composite	Silver-108m	1.05E+00	PCI/L	5.36E+00		U
Milk	Control	M-8	14-Aug-14	Composite	Silver-110m	-2.67E-01	PCI/L	5.78E+00		U
Milk	Control	M-8	14-Aug-14	Composite	Strontium-89	5.73E-01	PCI/L	1.71E+00	10	U
Milk	Control	M-8	14-Aug-14	Composite	Strontium-90	-5.69E-01	PCI/L	1.75E+00	2	U
Milk	Control	M-8	14-Aug-14	Composite	Zinc-65	-4.10E+00	PCI/L	1.49E+01		U
Milk	Control	M-8	14-Aug-14	Composite	Zirconium-95	5.11E+00	PCI/L	1.16E+01		U
Milk	Indicator	M-2	28-Aug-14	Composite	Actinium-228	1.72E+01	PCI/L	2.60E+01		U
Milk	Indicator	M-2	28-Aug-14	Composite	Antimony-124	7.73E+00	PCI/L	1.69E+01		U
Milk	Indicator	M-2	28-Aug-14	Composite	Antimony-125	7.87E+00	PCI/L	1.68E+01		U
Milk	Indicator	M-2	28-Aug-14	Composite	Barium-140	-1.48E-01	PCI/L	7.15E+00	15	U
Milk	Indicator	M-2	28-Aug-14	Composite	Beryllium-7	-6.19E+00	PCI/L	4.62E+01		U
Milk	Indicator	M-2	28-Aug-14	Composite	Cerium-141	1.80E+01	PCI/L	9.48E+00		UI
Milk	Indicator	M-2	28-Aug-14	Composite	Cerium-144	-8.47E+00	PCI/L	3.61E+01		U
Milk	Indicator	M-2	28-Aug-14	Composite	Cesium-134	3.40E+00	PCI/L	6.58E+00	15	U
Milk	Indicator	M-2	28-Aug-14	Composite	Cesium-137	-1.89E+00	PCI/L	5.79E+00	18	U
Milk	Indicator	M-2	28-Aug-14	Composite	Chromium-51	-2.93E+01	PCI/L	4.88E+01		U
Milk	Indicator	M-2	28-Aug-14	Composite	Cobalt-57	7.37E-01	PCI/L	4.94E+00		U
Milk	Indicator	M-2	28-Aug-14	Composite	Cobalt-58	-1.13E+00	PCI/L	5.84E+00		U
Milk	Indicator	M-2	28-Aug-14	Composite	Cobalt-60	1.23E+00	PCI/L	8.34E+00		U
Milk	Indicator	M-2	28-Aug-14	Composite	Iodine-131	4.71E-02	PCI/L	5.52E-01	1	U
Milk	Indicator	M-2	28-Aug-14	Composite	Iron-59	2.67E+00	PCI/L	1.39E+01		U
Milk	Indicator	M-2	28-Aug-14	Composite	Lanthanum-140	-1.48E-01	PCI/L	7.15E+00	15	U
Milk	Indicator	M-2	28-Aug-14	Composite	Manganese-54	-1.35E+00	PCI/L	5.72E+00		U
Milk	Indicator	M-2	28-Aug-14	Composite	Niobium-95	-3.11E-01	PCI/L	6.36E+00		U
Milk	Indicator	M-2	28-Aug-14	Composite	Potassium-40	1.49E+03	PCI/L	5.26E+01		
Milk	Indicator	M-2	28-Aug-14	Composite	Ruthenium-103	-1.98E+00	PCI/L	5.39E+00		U
Milk	Indicator	M-2	28-Aug-14	Composite	Ruthenium-106	4.38E+01	PCI/L	6.36E+01		U
Milk	Indicator	M-2	28-Aug-14	Composite	Selenium-75	-2.79E-01	PCI/L	7.35E+00		U
Milk	Indicator	M-2	28-Aug-14	Composite	Silver-108m	2.21E+00	PCI/L	5.12E+00		U
Milk	Indicator	M-2	28-Aug-14	Composite	Silver-110m	-1.53E+00	PCI/L	4.75E+00		U
Milk	Indicator	M-2	28-Aug-14	Composite	Strontium-89	-4.86E-01	PCI/L	2.31E+00	10	U
Milk	Indicator	M-2	28-Aug-14	Composite	Strontium-90	2.56E-01	PCI/L	1.84E+00	2	U
Milk	Indicator	M-2	28-Aug-14	Composite	Zinc-65	-6.20E+00	PCI/L	1.61E+01		U
Milk	Indicator	M-2	28-Aug-14	Composite	Zirconium-95	1.94E+00	PCI/L	1.14E+01		U
Milk	Control	M-8	28-Aug-14	Composite	Actinium-228	-1.10E+01	PCI/L	1.71E+01		U
Milk	Control	M-8	28-Aug-14	Composite	Antimony-124	1.68E+00	PCI/L	1.14E+01		U
Milk	Control	M-8	28-Aug-14	Composite	Antimony-125	-2.14E+00	PCI/L	1.28E+01		U
Milk	Control	M-8	28-Aug-14	Composite	Barium-140	8.61E-01	PCI/L	6.23E+00	15	U
Milk	Control	M-8	28-Aug-14	Composite	Beryllium-7	2.05E+01	PCI/L	4.16E+01		U
Milk	Control	M-8	28-Aug-14	Composite	Cerium-141	-7.40E-01	PCI/L	8.28E+00		U
Milk	Control	M-8	28-Aug-14	Composite	Cerium-144	1.50E+00	PCI/L	3.24E+01		U
Milk	Control	M-8	28-Aug-14	Composite	Cesium-134	-2.01E+00	PCI/L	4.13E+00	15	U
Milk	Control	M-8	28-Aug-14	Composite	Cesium-137	6.86E-01	PCI/L	5.17E+00	18	U
Milk	Control	M-8	28-Aug-14	Composite	Chromium-51	-1.28E+00	PCI/L	4.36E+01		U
Milk	Control	M-8	28-Aug-14	Composite	Cobalt-57	-3.87E-01	PCI/L	4.51E+00		U
Milk	Control	M-8	28-Aug-14	Composite	Cobalt-58	-1.96E+00	PCI/L	4.71E+00		U
Milk	Control	M-8	28-Aug-14	Composite	Cobalt-60	2.61E-01	PCI/L	5.91E+00		U
Milk	Control	M-8	28-Aug-14	Composite	Iodine-131	4.31E-02	PCI/L	7.59E-01	1	U
Milk	Control	M-8	28-Aug-14	Composite	Iron-59	-2.29E+00	PCI/L	9.01E+00		U
Milk	Control	M-8	28-Aug-14	Composite	Lanthanum-140	8.61E-01	PCI/L	6.23E+00	15	U
Milk	Control	M-8	28-Aug-14	Composite	Manganese-54	-1.56E+00	PCI/L	3.83E+00		U
Milk	Control	M-8	28-Aug-14	Composite	Niobium-95	-2.94E-01	PCI/L	4.24E+00		U

Fermi 2 - 2014
Annual Radiological Environmental Operating Report
Appendix C - Environmental Data Table

Medium	Location Category	Location ID	Date	Sample Type	Parameter	Result	Units	MDA	LLD	Lab Qualifier
Milk	Control	M-8	28-Aug-14	Composite	Potassium-40	1.50E+03	PCI/L	3.78E+01		
Milk	Control	M-8	28-Aug-14	Composite	Ruthenium-103	2.39E-02	PCI/L	4.69E+00		U
Milk	Control	M-8	28-Aug-14	Composite	Ruthenium-106	-1.48E+01	PCI/L	3.51E+01		U
Milk	Control	M-8	28-Aug-14	Composite	Selenium-75	-1.67E+00	PCI/L	6.23E+00		U
Milk	Control	M-8	28-Aug-14	Composite	Silver-108m	1.38E+00	PCI/L	4.69E+00		U
Milk	Control	M-8	28-Aug-14	Composite	Silver-110m	-1.64E+00	PCI/L	4.18E+00		U
Milk	Control	M-8	28-Aug-14	Composite	Strontium-89	8.26E-01	PCI/L	4.30E+00	10	U
Milk	Control	M-8	28-Aug-14	Composite	Strontium-90	3.91E-01	PCI/L	1.85E+00	2	U
Milk	Control	M-8	28-Aug-14	Composite	Zinc-65	-4.31E-01	PCI/L	1.08E+01		U
Milk	Control	M-8	28-Aug-14	Composite	Zirconium-95	3.87E+00	PCI/L	9.40E+00		U
Milk	Indicator	M-2	11-Sep-14	Composite	Actinium-228	-6.86E+00	PCI/L	2.10E+01		U
Milk	Indicator	M-2	11-Sep-14	Composite	Antimony-124	1.93E+00	PCI/L	9.96E+00		U
Milk	Indicator	M-2	11-Sep-14	Composite	Antimony-125	3.59E-01	PCI/L	1.38E+01		U
Milk	Indicator	M-2	11-Sep-14	Composite	Barium-140	4.98E-01	PCI/L	6.06E+00	15	U
Milk	Indicator	M-2	11-Sep-14	Composite	Beryllium-7	-6.47E+00	PCI/L	4.11E+01		U
Milk	Indicator	M-2	11-Sep-14	Composite	Cerium-141	4.89E+00	PCI/L	7.77E+00		U
Milk	Indicator	M-2	11-Sep-14	Composite	Cerium-144	-5.87E+00	PCI/L	3.34E+01		U
Milk	Indicator	M-2	11-Sep-14	Composite	Cesium-134	1.87E+00	PCI/L	6.21E+00	15	U
Milk	Indicator	M-2	11-Sep-14	Composite	Cesium-137	2.39E+00	PCI/L	5.77E+00	18	U
Milk	Indicator	M-2	11-Sep-14	Composite	Chromium-51	-1.42E+01	PCI/L	4.18E+01		U
Milk	Indicator	M-2	11-Sep-14	Composite	Cobalt-57	-3.17E-01	PCI/L	4.47E+00		U
Milk	Indicator	M-2	11-Sep-14	Composite	Cobalt-58	1.02E+00	PCI/L	5.28E+00		U
Milk	Indicator	M-2	11-Sep-14	Composite	Cobalt-60	-1.74E-01	PCI/L	5.32E+00		U
Milk	Indicator	M-2	11-Sep-14	Composite	Iodine-131	3.46E-02	PCI/L	7.24E-01	1	U
Milk	Indicator	M-2	11-Sep-14	Composite	Iron-59	1.91E+00	PCI/L	1.12E+01		U
Milk	Indicator	M-2	11-Sep-14	Composite	Lanthanum-140	4.98E-01	PCI/L	6.06E+00	15	U
Milk	Indicator	M-2	11-Sep-14	Composite	Manganese-54	9.68E-01	PCI/L	5.92E+00		U
Milk	Indicator	M-2	11-Sep-14	Composite	Niobium-95	2.72E+00	PCI/L	5.85E+00		U
Milk	Indicator	M-2	11-Sep-14	Composite	Potassium-40	1.50E+03	PCI/L	4.91E+01		
Milk	Indicator	M-2	11-Sep-14	Composite	Ruthenium-103	-6.19E-02	PCI/L	4.80E+00		U
Milk	Indicator	M-2	11-Sep-14	Composite	Ruthenium-106	1.99E+01	PCI/L	4.90E+01		U
Milk	Indicator	M-2	11-Sep-14	Composite	Selenium-75	4.50E+00	PCI/L	7.43E+00		U
Milk	Indicator	M-2	11-Sep-14	Composite	Silver-108m	1.90E+00	PCI/L	4.81E+00		U
Milk	Indicator	M-2	11-Sep-14	Composite	Silver-110m	-1.84E+00	PCI/L	4.43E+00		U
Milk	Indicator	M-2	11-Sep-14	Composite	Strontium-89	2.07E+00	PCI/L	3.86E+00	10	U
Milk	Indicator	M-2	11-Sep-14	Composite	Strontium-90	-4.88E-01	PCI/L	1.83E+00	2	U
Milk	Indicator	M-2	11-Sep-14	Composite	Zinc-65	-2.95E+00	PCI/L	1.26E+01		U
Milk	Indicator	M-2	11-Sep-14	Composite	Zirconium-95	2.75E+00	PCI/L	1.02E+01		U
Milk	Control	M-8	11-Sep-14	Composite	Actinium-228	7.85E+00	PCI/L	2.08E+01		U
Milk	Control	M-8	11-Sep-14	Composite	Antimony-124	-6.64E-01	PCI/L	9.64E+00		U
Milk	Control	M-8	11-Sep-14	Composite	Antimony-125	1.33E+00	PCI/L	1.20E+01		U
Milk	Control	M-8	11-Sep-14	Composite	Barium-140	4.68E-01	PCI/L	4.98E+00	15	U
Milk	Control	M-8	11-Sep-14	Composite	Beryllium-7	-1.13E+01	PCI/L	3.17E+01		U
Milk	Control	M-8	11-Sep-14	Composite	Cerium-141	-1.16E+00	PCI/L	7.26E+00		U
Milk	Control	M-8	11-Sep-14	Composite	Cerium-144	5.92E-01	PCI/L	3.02E+01		U
Milk	Control	M-8	11-Sep-14	Composite	Cesium-134	-9.33E-01	PCI/L	4.52E+00	15	U
Milk	Control	M-8	11-Sep-14	Composite	Cesium-137	4.95E-01	PCI/L	5.39E+00	18	U
Milk	Control	M-8	11-Sep-14	Composite	Chromium-51	-3.97E+00	PCI/L	3.33E+01		U
Milk	Control	M-8	11-Sep-14	Composite	Cobalt-57	3.06E+00	PCI/L	4.44E+00		U
Milk	Control	M-8	11-Sep-14	Composite	Cobalt-58	-2.20E+00	PCI/L	4.31E+00		U
Milk	Control	M-8	11-Sep-14	Composite	Cobalt-60	-1.81E+00	PCI/L	4.30E+00		U
Milk	Control	M-8	11-Sep-14	Composite	Iodine-131	-9.90E-02	PCI/L	4.22E-01	1	U

Fermi 2 - 2014
Annual Radiological Environmental Operating Report
Appendix C - Environmental Data Table

Medium	Location Category	Location ID	Date	Sample Type	Parameter	Result	Units	MDA	LLD	Lab Qualifier
Milk	Control	M-8	11-Sep-14	Composite	Iron-59	5.61E+00	PCI/L	1.20E+01		U
Milk	Control	M-8	11-Sep-14	Composite	Lanthanum-140	4.68E-01	PCI/L	4.98E+00	15	U
Milk	Control	M-8	11-Sep-14	Composite	Manganese-54	1.93E+00	PCI/L	4.16E+00		U
Milk	Control	M-8	11-Sep-14	Composite	Niobium-95	-4.00E-01	PCI/L	5.22E+00		U
Milk	Control	M-8	11-Sep-14	Composite	Potassium-40	1.38E+03	PCI/L	4.08E+01		
Milk	Control	M-8	11-Sep-14	Composite	Ruthenium-103	-2.12E-01	PCI/L	4.67E+00		U
Milk	Control	M-8	11-Sep-14	Composite	Ruthenium-106	-2.08E+01	PCI/L	3.53E+01		U
Milk	Control	M-8	11-Sep-14	Composite	Selenium-75	-3.15E+00	PCI/L	5.50E+00		U
Milk	Control	M-8	11-Sep-14	Composite	Silver-108m	2.66E+00	PCI/L	4.37E+00		U
Milk	Control	M-8	11-Sep-14	Composite	Silver-110m	3.79E-01	PCI/L	5.06E+00		U
Milk	Control	M-8	11-Sep-14	Composite	Strontium-89	7.55E-01	PCI/L	3.68E+00	10	U
Milk	Control	M-8	11-Sep-14	Composite	Strontium-90	5.86E-01	PCI/L	1.88E+00	2	U
Milk	Control	M-8	11-Sep-14	Composite	Zinc-65	-3.72E+00	PCI/L	1.18E+01		U
Milk	Control	M-8	11-Sep-14	Composite	Zirconium-95	-1.76E+00	PCI/L	7.77E+00		U
Milk	Indicator	M-2	25-Sep-14	Composite	Actinium-228	6.40E+00	PCI/L	1.73E+01		U
Milk	Indicator	M-2	25-Sep-14	Composite	Antimony-124	-5.19E-01	PCI/L	6.68E+00		U
Milk	Indicator	M-2	25-Sep-14	Composite	Antimony-125	-2.07E+00	PCI/L	9.05E+00		U
Milk	Indicator	M-2	25-Sep-14	Composite	Barium-140	-7.92E-01	PCI/L	3.39E+00	15	U
Milk	Indicator	M-2	25-Sep-14	Composite	Beryllium-7	-1.75E+01	PCI/L	2.93E+01		U
Milk	Indicator	M-2	25-Sep-14	Composite	Cerium-141	3.36E+00	PCI/L	6.13E+00		U
Milk	Indicator	M-2	25-Sep-14	Composite	Cerium-144	-6.22E+00	PCI/L	2.30E+01		U
Milk	Indicator	M-2	25-Sep-14	Composite	Cesium-134	-2.71E+00	PCI/L	3.89E+00	15	U
Milk	Indicator	M-2	25-Sep-14	Composite	Cesium-137	7.03E-01	PCI/L	3.85E+00	18	U
Milk	Indicator	M-2	25-Sep-14	Composite	Chromium-51	3.03E+00	PCI/L	3.18E+01		U
Milk	Indicator	M-2	25-Sep-14	Composite	Cobalt-57	1.13E+00	PCI/L	3.20E+00		U
Milk	Indicator	M-2	25-Sep-14	Composite	Cobalt-58	2.53E+00	PCI/L	4.22E+00		U
Milk	Indicator	M-2	25-Sep-14	Composite	Cobalt-60	-1.60E+00	PCI/L	3.90E+00		U
Milk	Indicator	M-2	25-Sep-14	Composite	Iodine-131	1.64E-01	PCI/L	4.79E-01	1	U
Milk	Indicator	M-2	25-Sep-14	Composite	Iron-59	-2.22E-01	PCI/L	9.82E+00		U
Milk	Indicator	M-2	25-Sep-14	Composite	Lanthanum-140	-7.92E-01	PCI/L	3.39E+00	15	U
Milk	Indicator	M-2	25-Sep-14	Composite	Manganese-54	1.80E+00	PCI/L	3.98E+00		U
Milk	Indicator	M-2	25-Sep-14	Composite	Niobium-95	9.12E-01	PCI/L	3.82E+00		U
Milk	Indicator	M-2	25-Sep-14	Composite	Potassium-40	1.43E+03	PCI/L	4.28E+01		
Milk	Indicator	M-2	25-Sep-14	Composite	Ruthenium-103	-2.39E+00	PCI/L	3.24E+00		U
Milk	Indicator	M-2	25-Sep-14	Composite	Ruthenium-106	5.71E+00	PCI/L	3.26E+01		U
Milk	Indicator	M-2	25-Sep-14	Composite	Selenium-75	-3.12E+00	PCI/L	4.60E+00		U
Milk	Indicator	M-2	25-Sep-14	Composite	Silver-108m	-1.15E+00	PCI/L	3.02E+00		U
Milk	Indicator	M-2	25-Sep-14	Composite	Silver-110m	7.10E-01	PCI/L	3.55E+00		U
Milk	Indicator	M-2	25-Sep-14	Composite	Strontium-89	-9.43E-01	PCI/L	1.77E+00	10	U
Milk	Indicator	M-2	25-Sep-14	Composite	Strontium-90	5.55E-01	PCI/L	1.30E+00	2	U
Milk	Indicator	M-2	25-Sep-14	Composite	Zinc-65	-6.53E+00	PCI/L	7.41E+00		U
Milk	Indicator	M-2	25-Sep-14	Composite	Zirconium-95	1.98E+00	PCI/L	5.74E+00		U
Milk	Control	M-8	25-Sep-14	Composite	Actinium-228	9.23E-01	PCI/L	1.71E+01		U
Milk	Control	M-8	25-Sep-14	Composite	Antimony-124	-2.63E+00	PCI/L	8.27E+00		U
Milk	Control	M-8	25-Sep-14	Composite	Antimony-125	3.42E+00	PCI/L	1.01E+01		U
Milk	Control	M-8	25-Sep-14	Composite	Barium-140	-4.63E-02	PCI/L	3.66E+00	15	U
Milk	Control	M-8	25-Sep-14	Composite	Beryllium-7	1.72E+01	PCI/L	2.69E+01		U
Milk	Control	M-8	25-Sep-14	Composite	Cerium-141	-2.14E+00	PCI/L	5.70E+00		U
Milk	Control	M-8	25-Sep-14	Composite	Cerium-144	4.24E+00	PCI/L	2.40E+01		U
Milk	Control	M-8	25-Sep-14	Composite	Cesium-134	3.91E+00	PCI/L	4.56E+00	15	U
Milk	Control	M-8	25-Sep-14	Composite	Cesium-137	3.02E+00	PCI/L	3.12E+00	18	U
Milk	Control	M-8	25-Sep-14	Composite	Chromium-51	-7.13E+00	PCI/L	3.26E+01		U

Fermi 2 - 2014
Annual Radiological Environmental Operating Report
Appendix C - Environmental Data Table

Medium	Location Category	Location ID	Date	Sample Type	Parameter	Result	Units	MDA	LLD	Lab Qualifier
Milk	Control	M-8	25-Sep-14	Composite	Cobalt-57	-6.63E-01	PCI/L	2.89E+00		U
Milk	Control	M-8	25-Sep-14	Composite	Cobalt-58	-9.15E-01	PCI/L	3.76E+00		U
Milk	Control	M-8	25-Sep-14	Composite	Cobalt-60	-3.27E+00	PCI/L	3.76E+00		U
Milk	Control	M-8	25-Sep-14	Composite	Iodine-131	5.72E-02	PCI/L	5.24E-01	1	U
Milk	Control	M-8	25-Sep-14	Composite	Iron-59	-2.16E+00	PCI/L	8.47E+00		U
Milk	Control	M-8	25-Sep-14	Composite	Lanthanum-140	-4.63E-02	PCI/L	3.66E+00	15	U
Milk	Control	M-8	25-Sep-14	Composite	Manganese-54	2.21E+00	PCI/L	4.00E+00		U
Milk	Control	M-8	25-Sep-14	Composite	Niobium-95	1.20E+00	PCI/L	3.77E+00		U
Milk	Control	M-8	25-Sep-14	Composite	Potassium-40	1.37E+03	PCI/L	3.89E+01		U
Milk	Control	M-8	25-Sep-14	Composite	Ruthenium-103	3.38E-01	PCI/L	3.77E+00		U
Milk	Control	M-8	25-Sep-14	Composite	Ruthenium-106	5.60E+00	PCI/L	3.53E+01		U
Milk	Control	M-8	25-Sep-14	Composite	Selenium-75	2.34E+00	PCI/L	5.21E+00		U
Milk	Control	M-8	25-Sep-14	Composite	Silver-108m	-1.74E+00	PCI/L	2.97E+00		U
Milk	Control	M-8	25-Sep-14	Composite	Silver-110m	-1.11E+00	PCI/L	3.24E+00		U
Milk	Control	M-8	25-Sep-14	Composite	Strontium-89	-1.37E+00	PCI/L	2.17E+00	10	U
Milk	Control	M-8	25-Sep-14	Composite	Strontium-90	1.58E+00	PCI/L	1.92E+00	2	U
Milk	Control	M-8	25-Sep-14	Composite	Zinc-65	-2.03E+00	PCI/L	8.75E+00		U
Milk	Control	M-8	25-Sep-14	Composite	Zirconium-95	-5.30E-01	PCI/L	6.55E+00		U
Milk	Indicator	M-2	09-Oct-14	Composite	Actinium-228	2.88E+00	PCI/L	2.21E+01		U
Milk	Indicator	M-2	09-Oct-14	Composite	Antimony-124	-2.26E+00	PCI/L	8.91E+00		U
Milk	Indicator	M-2	09-Oct-14	Composite	Antimony-125	5.01E+00	PCI/L	1.41E+01		U
Milk	Indicator	M-2	09-Oct-14	Composite	Barium-140	-1.43E+00	PCI/L	5.63E+00	15	U
Milk	Indicator	M-2	09-Oct-14	Composite	Beryllium-7	1.04E+01	PCI/L	3.80E+01		U
Milk	Indicator	M-2	09-Oct-14	Composite	Cerium-141	3.94E-01	PCI/L	8.65E+00		U
Milk	Indicator	M-2	09-Oct-14	Composite	Cerium-144	-1.73E+01	PCI/L	2.93E+01		U
Milk	Indicator	M-2	09-Oct-14	Composite	Cesium-134	4.75E+00	PCI/L	6.01E+00	15	U
Milk	Indicator	M-2	09-Oct-14	Composite	Cesium-137	-6.54E-01	PCI/L	4.66E+00	18	U
Milk	Indicator	M-2	09-Oct-14	Composite	Chromium-51	4.88E+00	PCI/L	4.09E+01		U
Milk	Indicator	M-2	09-Oct-14	Composite	Cobalt-57	-1.07E+00	PCI/L	3.74E+00		U
Milk	Indicator	M-2	09-Oct-14	Composite	Cobalt-58	-1.32E+00	PCI/L	4.36E+00		U
Milk	Indicator	M-2	09-Oct-14	Composite	Cobalt-60	5.99E-01	PCI/L	5.01E+00		U
Milk	Indicator	M-2	09-Oct-14	Composite	Iodine-131	6.63E-02	PCI/L	4.88E-01	1	U
Milk	Indicator	M-2	09-Oct-14	Composite	Iron-59	-5.52E-02	PCI/L	1.09E+01		U
Milk	Indicator	M-2	09-Oct-14	Composite	Lanthanum-140	-1.43E+00	PCI/L	5.63E+00	15	U
Milk	Indicator	M-2	09-Oct-14	Composite	Manganese-54	5.94E-01	PCI/L	4.96E+00		U
Milk	Indicator	M-2	09-Oct-14	Composite	Niobium-95	1.42E+00	PCI/L	3.28E+00		U
Milk	Indicator	M-2	09-Oct-14	Composite	Potassium-40	1.51E+03	PCI/L	4.71E+01		U
Milk	Indicator	M-2	09-Oct-14	Composite	Ruthenium-103	-1.36E+00	PCI/L	3.98E+00		U
Milk	Indicator	M-2	09-Oct-14	Composite	Ruthenium-106	2.94E+00	PCI/L	3.79E+01		U
Milk	Indicator	M-2	09-Oct-14	Composite	Selenium-75	-3.11E+00	PCI/L	5.85E+00		U
Milk	Indicator	M-2	09-Oct-14	Composite	Silver-108m	-3.23E-01	PCI/L	3.79E+00		U
Milk	Indicator	M-2	09-Oct-14	Composite	Silver-110m	2.19E-01	PCI/L	4.06E+00		U
Milk	Indicator	M-2	09-Oct-14	Composite	Strontium-89	-4.05E+00	PCI/L	4.09E+00	10	U
Milk	Indicator	M-2	09-Oct-14	Composite	Strontium-90	-4.54E-01	PCI/L	1.77E+00	2	U
Milk	Indicator	M-2	09-Oct-14	Composite	Zinc-65	2.33E+00	PCI/L	1.14E+01		U
Milk	Indicator	M-2	09-Oct-14	Composite	Zirconium-95	1.45E+00	PCI/L	8.03E+00		U
Milk	Control	M-8	09-Oct-14	Composite	Actinium-228	-1.68E+00	PCI/L	2.52E+01		U
Milk	Control	M-8	09-Oct-14	Composite	Antimony-124	6.13E+00	PCI/L	1.37E+01		U
Milk	Control	M-8	09-Oct-14	Composite	Antimony-125	-3.19E+00	PCI/L	1.43E+01		U
Milk	Control	M-8	09-Oct-14	Composite	Barium-140	-1.49E+00	PCI/L	5.29E+00	15	U
Milk	Control	M-8	09-Oct-14	Composite	Beryllium-7	3.85E+01	PCI/L	5.42E+01		U
Milk	Control	M-8	09-Oct-14	Composite	Cerium-141	2.11E+00	PCI/L	8.90E+00		U

Fermi 2 - 2014
Annual Radiological Environmental Operating Report
Appendix C - Environmental Data Table

Medium	Location Category	Location ID	Date	Sample Type	Parameter	Result	Units	MDA	LLD	Lab Qualifier
Milk	Control	M-8	09-Oct-14	Composite	Cerium-144	2.27E+01	PCI/L	3.91E+01		U
Milk	Control	M-8	09-Oct-14	Composite	Cesium-134	-2.76E+00	PCI/L	5.88E+00	15	U
Milk	Control	M-8	09-Oct-14	Composite	Cesium-137	-3.63E-01	PCI/L	6.87E+00	18	U
Milk	Control	M-8	09-Oct-14	Composite	Chromium-51	-1.70E+00	PCI/L	4.90E+01		U
Milk	Control	M-8	09-Oct-14	Composite	Cobalt-57	8.74E-01	PCI/L	4.87E+00		U
Milk	Control	M-8	09-Oct-14	Composite	Cobalt-58	6.28E-01	PCI/L	5.66E+00		U
Milk	Control	M-8	09-Oct-14	Composite	Cobalt-60	7.62E-02	PCI/L	7.09E+00		U
Milk	Control	M-8	09-Oct-14	Composite	Iodine-131	-8.26E-02	PCI/L	5.94E-01	1	U
Milk	Control	M-8	09-Oct-14	Composite	Iron-59	1.19E+01	PCI/L	1.57E+01		U
Milk	Control	M-8	09-Oct-14	Composite	Lanthanum-140	-1.49E+00	PCI/L	5.29E+00	15	U
Milk	Control	M-8	09-Oct-14	Composite	Manganese-54	-1.16E+00	PCI/L	5.57E+00		U
Milk	Control	M-8	09-Oct-14	Composite	Niobium-95	3.41E+00	PCI/L	6.48E+00		U
Milk	Control	M-8	09-Oct-14	Composite	Potassium-40	1.54E+03	PCI/L	5.26E+01		
Milk	Control	M-8	09-Oct-14	Composite	Ruthenium-103	-1.25E+00	PCI/L	5.40E+00		U
Milk	Control	M-8	09-Oct-14	Composite	Ruthenium-106	-3.09E+00	PCI/L	5.30E+01		U
Milk	Control	M-8	09-Oct-14	Composite	Selenium-75	3.83E+00	PCI/L	8.11E+00		U
Milk	Control	M-8	09-Oct-14	Composite	Silver-108m	6.28E-02	PCI/L	5.11E+00		U
Milk	Control	M-8	09-Oct-14	Composite	Silver-110m	-9.03E-01	PCI/L	5.52E+00		U
Milk	Control	M-8	09-Oct-14	Composite	Strontium-89	-3.69E+00	PCI/L	2.79E+00	10	U
Milk	Control	M-8	09-Oct-14	Composite	Strontium-90	6.27E-01	PCI/L	1.81E+00	2	U
Milk	Control	M-8	09-Oct-14	Composite	Zinc-65	-2.86E+00	PCI/L	1.33E+01		U
Milk	Control	M-8	09-Oct-14	Composite	Zirconium-95	-1.92E+00	PCI/L	9.85E+00		U
Milk	Indicator	M-2	22-Oct-14	Composite	Actinium-228	-5.75E+00	PCI/L	8.73E+00		U
Milk	Indicator	M-2	22-Oct-14	Composite	Antimony-124	1.38E+00	PCI/L	4.88E+00		U
Milk	Indicator	M-2	22-Oct-14	Composite	Antimony-125	-1.49E+00	PCI/L	5.28E+00		U
Milk	Indicator	M-2	22-Oct-14	Composite	Barium-140	2.07E+00	PCI/L	2.55E+00	15	U
Milk	Indicator	M-2	22-Oct-14	Composite	Beryllium-7	-2.30E-01	PCI/L	1.66E+01		U
Milk	Indicator	M-2	22-Oct-14	Composite	Cerium-141	-3.36E-01	PCI/L	3.25E+00		U
Milk	Indicator	M-2	22-Oct-14	Composite	Cerium-144	-2.27E+00	PCI/L	1.41E+01		U
Milk	Indicator	M-2	22-Oct-14	Composite	Cesium-134	1.06E+00	PCI/L	2.39E+00	15	U
Milk	Indicator	M-2	22-Oct-14	Composite	Cesium-137	5.27E-01	PCI/L	2.18E+00	18	U
Milk	Indicator	M-2	22-Oct-14	Composite	Chromium-51	1.22E+01	PCI/L	1.82E+01		U
Milk	Indicator	M-2	22-Oct-14	Composite	Cobalt-57	2.15E-01	PCI/L	1.82E+00		U
Milk	Indicator	M-2	22-Oct-14	Composite	Cobalt-58	-1.95E-01	PCI/L	2.05E+00		U
Milk	Indicator	M-2	22-Oct-14	Composite	Cobalt-60	-9.61E-01	PCI/L	2.38E+00		U
Milk	Indicator	M-2	22-Oct-14	Composite	Iodine-131	3.79E-02	PCI/L	6.82E-01	1	U
Milk	Indicator	M-2	22-Oct-14	Composite	Iron-59	-3.60E-02	PCI/L	5.25E+00		U
Milk	Indicator	M-2	22-Oct-14	Composite	Lanthanum-140	2.07E+00	PCI/L	2.55E+00	15	U
Milk	Indicator	M-2	22-Oct-14	Composite	Manganese-54	-6.44E-01	PCI/L	2.04E+00		U
Milk	Indicator	M-2	22-Oct-14	Composite	Niobium-95	3.00E-01	PCI/L	2.11E+00		U
Milk	Indicator	M-2	22-Oct-14	Composite	Potassium-40	1.33E+03	PCI/L	2.20E+01		
Milk	Indicator	M-2	22-Oct-14	Composite	Ruthenium-103	1.23E+00	PCI/L	2.00E+00		U
Milk	Indicator	M-2	22-Oct-14	Composite	Ruthenium-106	2.76E+00	PCI/L	1.79E+01		U
Milk	Indicator	M-2	22-Oct-14	Composite	Selenium-75	-1.06E+00	PCI/L	2.77E+00		U
Milk	Indicator	M-2	22-Oct-14	Composite	Silver-108m	-2.99E-02	PCI/L	1.81E+00		U
Milk	Indicator	M-2	22-Oct-14	Composite	Silver-110m	-7.31E-01	PCI/L	1.86E+00		U
Milk	Indicator	M-2	22-Oct-14	Composite	Strontium-89	-1.82E+01	PCI/L	3.06E+00	10	U
Milk	Indicator	M-2	22-Oct-14	Composite	Strontium-90	9.18E-02	PCI/L	1.51E+00	2	U
Milk	Indicator	M-2	22-Oct-14	Composite	Zinc-65	-4.82E+00	PCI/L	5.61E+00		U
Milk	Indicator	M-2	22-Oct-14	Composite	Zirconium-95	-4.15E-01	PCI/L	3.45E+00		U
Milk	Control	M-8	22-Oct-14	Composite	Actinium-228	1.31E+00	PCI/L	9.91E+00		U
Milk	Control	M-8	22-Oct-14	Composite	Antimony-124	-5.20E-01	PCI/L	4.12E+00		U

Fermi 2 - 2014
Annual Radiological Environmental Operating Report
Appendix C - Environmental Data Table

Medium	Location Category	Location ID	Date	Sample Type	Parameter	Result	Units	MDA	LLD	Lab Qualifier
Milk	Control	M-8	22-Oct-14	Composite	Antimony-125	1.30E-01	PCI/L	5.48E+00		U
Milk	Control	M-8	22-Oct-14	Composite	Barium-140	-3.90E-01	PCI/L	2.14E+00	15	U
Milk	Control	M-8	22-Oct-14	Composite	Beryllium-7	1.71E+00	PCI/L	1.75E+01		U
Milk	Control	M-8	22-Oct-14	Composite	Cerium-141	3.40E-01	PCI/L	3.18E+00		U
Milk	Control	M-8	22-Oct-14	Composite	Cerium-144	-3.47E+00	PCI/L	1.28E+01		U
Milk	Control	M-8	22-Oct-14	Composite	Cesium-134	1.57E+00	PCI/L	2.57E+00	15	U
Milk	Control	M-8	22-Oct-14	Composite	Cesium-137	2.77E+00	PCI/L	2.07E+00	18	UI
Milk	Control	M-8	22-Oct-14	Composite	Chromium-51	2.06E+01	PCI/L	1.85E+01		UI
Milk	Control	M-8	22-Oct-14	Composite	Cobalt-57	1.38E-01	PCI/L	1.70E+00		U
Milk	Control	M-8	22-Oct-14	Composite	Cobalt-58	-2.67E-01	PCI/L	2.14E+00		U
Milk	Control	M-8	22-Oct-14	Composite	Cobalt-60	8.85E-02	PCI/L	2.45E+00		U
Milk	Control	M-8	22-Oct-14	Composite	Iodine-131	8.91E-02	PCI/L	6.07E-01	1	U
Milk	Control	M-8	22-Oct-14	Composite	Iron-59	-2.08E+00	PCI/L	4.62E+00		U
Milk	Control	M-8	22-Oct-14	Composite	Lanthanum-140	-3.90E-01	PCI/L	2.14E+00	15	U
Milk	Control	M-8	22-Oct-14	Composite	Manganese-54	-5.75E-01	PCI/L	2.12E+00		U
Milk	Control	M-8	22-Oct-14	Composite	Niobium-95	5.36E-01	PCI/L	2.13E+00		U
Milk	Control	M-8	22-Oct-14	Composite	Potassium-40	1.42E+03	PCI/L	1.80E+01		
Milk	Control	M-8	22-Oct-14	Composite	Ruthenium-103	-5.10E-01	PCI/L	1.91E+00		U
Milk	Control	M-8	22-Oct-14	Composite	Ruthenium-106	1.96E+00	PCI/L	1.85E+01		U
Milk	Control	M-8	22-Oct-14	Composite	Selenium-75	1.04E-01	PCI/L	2.88E+00		U
Milk	Control	M-8	22-Oct-14	Composite	Silver-108m	3.44E-01	PCI/L	1.86E+00		U
Milk	Control	M-8	22-Oct-14	Composite	Silver-110m	-2.38E-01	PCI/L	1.90E+00		U
Milk	Control	M-8	22-Oct-14	Composite	Strontium-89	-1.78E-01	PCI/L	3.19E+00	10	U
Milk	Control	M-8	22-Oct-14	Composite	Strontium-90	3.99E-01	PCI/L	1.63E+00	2	U
Milk	Control	M-8	22-Oct-14	Composite	Zinc-65	-2.85E+00	PCI/L	5.19E+00		U
Milk	Control	M-8	22-Oct-14	Composite	Zirconium-95	1.58E+00	PCI/L	3.96E+00		U
Milk	Indicator	M-2	15-Nov-14	Composite	Actinium-228	6.14E+00	PCI/L	1.58E+01		U
Milk	Indicator	M-2	15-Nov-14	Composite	Antimony-124	9.21E-01	PCI/L	9.03E+00		U
Milk	Indicator	M-2	15-Nov-14	Composite	Antimony-125	5.78E+00	PCI/L	1.27E+01		U
Milk	Indicator	M-2	15-Nov-14	Composite	Barium-140	-3.40E+00	PCI/L	5.62E+00	15	U
Milk	Indicator	M-2	15-Nov-14	Composite	Beryllium-7	1.46E+01	PCI/L	4.02E+01		U
Milk	Indicator	M-2	15-Nov-14	Composite	Cerium-141	9.04E-01	PCI/L	8.12E+00		U
Milk	Indicator	M-2	15-Nov-14	Composite	Cerium-144	9.67E+00	PCI/L	3.49E+01		U
Milk	Indicator	M-2	15-Nov-14	Composite	Cesium-134	-1.06E+00	PCI/L	4.67E+00	15	U
Milk	Indicator	M-2	15-Nov-14	Composite	Cesium-137	-4.99E-01	PCI/L	4.62E+00	18	U
Milk	Indicator	M-2	15-Nov-14	Composite	Chromium-51	9.34E+00	PCI/L	4.71E+01		U
Milk	Indicator	M-2	15-Nov-14	Composite	Cobalt-57	-1.13E+00	PCI/L	4.20E+00		U
Milk	Indicator	M-2	15-Nov-14	Composite	Cobalt-58	-1.36E+00	PCI/L	4.15E+00		U
Milk	Indicator	M-2	15-Nov-14	Composite	Cobalt-60	-1.24E+00	PCI/L	4.58E+00		U
Milk	Indicator	M-2	15-Nov-14	Composite	Iodine-131	3.36E-01	PCI/L	7.18E-01	1	U
Milk	Indicator	M-2	15-Nov-14	Composite	Iron-59	2.11E+00	PCI/L	9.99E+00		U
Milk	Indicator	M-2	15-Nov-14	Composite	Lanthanum-140	-3.40E+00	PCI/L	5.62E+00	15	U
Milk	Indicator	M-2	15-Nov-14	Composite	Manganese-54	5.42E-01	PCI/L	4.55E+00		U
Milk	Indicator	M-2	15-Nov-14	Composite	Niobium-95	1.50E+00	PCI/L	4.63E+00		U
Milk	Indicator	M-2	15-Nov-14	Composite	Potassium-40	1.47E+03	PCI/L	3.16E+01		
Milk	Indicator	M-2	15-Nov-14	Composite	Ruthenium-103	-1.46E-01	PCI/L	4.40E+00		U
Milk	Indicator	M-2	15-Nov-14	Composite	Ruthenium-106	-6.78E+00	PCI/L	3.72E+01		U
Milk	Indicator	M-2	15-Nov-14	Composite	Selenium-75	1.25E+00	PCI/L	6.71E+00		U
Milk	Indicator	M-2	15-Nov-14	Composite	Silver-108m	-2.06E+00	PCI/L	3.50E+00		U
Milk	Indicator	M-2	15-Nov-14	Composite	Silver-110m	-1.41E+00	PCI/L	4.05E+00		U
Milk	Indicator	M-2	15-Nov-14	Composite	Strontium-89	2.86E-01	PCI/L	3.04E+00	10	U
Milk	Indicator	M-2	15-Nov-14	Composite	Strontium-90	-1.67E-01	PCI/L	1.88E+00	2	U

Fermi 2 - 2014
Annual Radiological Environmental Operating Report
Appendix C - Environmental Data Table

Medium	Location Category	Location ID	Date	Sample Type	Parameter	Result	Units	MDA	LLD	Lab Qualifier
Milk	Indicator	M-2	15-Nov-14	Composite	Zinc-65	-1.83E-01	PCI/L	1.06E+01		U
Milk	Indicator	M-2	15-Nov-14	Composite	Zirconium-95	9.91E-01	PCI/L	8.16E+00		U
Milk	Control	M-8	15-Nov-14	Composite	Actinium-228	4.90E+00	PCI/L	2.07E+01		U
Milk	Control	M-8	15-Nov-14	Composite	Antimony-124	1.51E+00	PCI/L	9.77E+00		U
Milk	Control	M-8	15-Nov-14	Composite	Antimony-125	-3.88E+00	PCI/L	1.33E+01		U
Milk	Control	M-8	15-Nov-14	Composite	Barium-140	-1.42E+00	PCI/L	4.86E+00	15	U
Milk	Control	M-8	15-Nov-14	Composite	Beryllium-7	2.28E+01	PCI/L	4.33E+01		U
Milk	Control	M-8	15-Nov-14	Composite	Cerium-141	-1.26E+00	PCI/L	9.09E+00		U
Milk	Control	M-8	15-Nov-14	Composite	Cerium-144	2.82E+00	PCI/L	3.59E+01		U
Milk	Control	M-8	15-Nov-14	Composite	Cesium-134	8.73E-01	PCI/L	6.12E+00	15	U
Milk	Control	M-8	15-Nov-14	Composite	Cesium-137	-1.59E-01	PCI/L	4.45E+00	18	U
Milk	Control	M-8	15-Nov-14	Composite	Chromium-51	2.78E+01	PCI/L	4.70E+01		U
Milk	Control	M-8	15-Nov-14	Composite	Cobalt-57	3.33E-01	PCI/L	4.73E+00		U
Milk	Control	M-8	15-Nov-14	Composite	Cobalt-58	7.90E-01	PCI/L	5.05E+00		U
Milk	Control	M-8	15-Nov-14	Composite	Cobalt-60	1.78E+00	PCI/L	6.79E+00		U
Milk	Control	M-8	15-Nov-14	Composite	Iodine-131	2.38E-01	PCI/L	7.36E-01	1	U
Milk	Control	M-8	15-Nov-14	Composite	Iron-59	3.68E+00	PCI/L	1.28E+01		U
Milk	Control	M-8	15-Nov-14	Composite	Lanthanum-140	-1.42E+00	PCI/L	4.86E+00	15	U
Milk	Control	M-8	15-Nov-14	Composite	Manganese-54	9.38E-01	PCI/L	5.04E+00		U
Milk	Control	M-8	15-Nov-14	Composite	Niobium-95	-2.06E+00	PCI/L	4.68E+00		U
Milk	Control	M-8	15-Nov-14	Composite	Potassium-40	1.38E+03	PCI/L	4.20E+01		U
Milk	Control	M-8	15-Nov-14	Composite	Ruthenium-103	-1.17E+00	PCI/L	4.56E+00		U
Milk	Control	M-8	15-Nov-14	Composite	Ruthenium-106	1.83E+00	PCI/L	4.32E+01		U
Milk	Control	M-8	15-Nov-14	Composite	Selenium-75	6.55E-01	PCI/L	6.83E+00		U
Milk	Control	M-8	15-Nov-14	Composite	Silver-108m	-6.39E-01	PCI/L	4.26E+00		U
Milk	Control	M-8	15-Nov-14	Composite	Silver-110m	8.10E-01	PCI/L	4.35E+00		U
Milk	Control	M-8	15-Nov-14	Composite	Strontium-89	-6.33E-01	PCI/L	3.08E+00	10	U
Milk	Control	M-8	15-Nov-14	Composite	Strontium-90	-1.10E+00	PCI/L	1.91E+00	2	U
Milk	Control	M-8	15-Nov-14	Composite	Zinc-65	-4.93E-01	PCI/L	1.32E+01		U
Milk	Control	M-8	15-Nov-14	Composite	Zirconium-95	1.06E+00	PCI/L	8.62E+00		U
Milk	Indicator	M-2	11-Dec-14	Composite	Actinium-228	1.21E+01	PCI/L	2.51E+01		U
Milk	Indicator	M-2	11-Dec-14	Composite	Antimony-124	9.85E-01	PCI/L	1.36E+01		U
Milk	Indicator	M-2	11-Dec-14	Composite	Antimony-125	-2.66E+00	PCI/L	1.38E+01		U
Milk	Indicator	M-2	11-Dec-14	Composite	Barium-140	4.32E-01	PCI/L	7.52E+00	15	U
Milk	Indicator	M-2	11-Dec-14	Composite	Beryllium-7	-1.37E+01	PCI/L	4.80E+01		U
Milk	Indicator	M-2	11-Dec-14	Composite	Cerium-141	-2.54E+00	PCI/L	9.29E+00		U
Milk	Indicator	M-2	11-Dec-14	Composite	Cerium-144	3.34E+00	PCI/L	3.96E+01		U
Milk	Indicator	M-2	11-Dec-14	Composite	Cesium-134	1.16E+00	PCI/L	6.04E+00	15	U
Milk	Indicator	M-2	11-Dec-14	Composite	Cesium-137	2.37E+00	PCI/L	6.79E+00	18	U
Milk	Indicator	M-2	11-Dec-14	Composite	Chromium-51	-2.42E+01	PCI/L	4.75E+01		U
Milk	Indicator	M-2	11-Dec-14	Composite	Cobalt-57	1.80E+00	PCI/L	5.58E+00		U
Milk	Indicator	M-2	11-Dec-14	Composite	Cobalt-58	2.63E+00	PCI/L	5.35E+00		U
Milk	Indicator	M-2	11-Dec-14	Composite	Cobalt-60	3.13E+00	PCI/L	7.43E+00		U
Milk	Indicator	M-2	11-Dec-14	Composite	Iodine-131	-2.05E-02	PCI/L	7.22E-01	1	U
Milk	Indicator	M-2	11-Dec-14	Composite	Iron-59	9.91E-01	PCI/L	1.28E+01		U
Milk	Indicator	M-2	11-Dec-14	Composite	Lanthanum-140	4.32E-01	PCI/L	7.52E+00	15	U
Milk	Indicator	M-2	11-Dec-14	Composite	Manganese-54	1.92E+00	PCI/L	6.09E+00		U
Milk	Indicator	M-2	11-Dec-14	Composite	Niobium-95	1.54E+00	PCI/L	6.29E+00		U
Milk	Indicator	M-2	11-Dec-14	Composite	Potassium-40	1.49E+03	PCI/L	5.30E+01		U
Milk	Indicator	M-2	11-Dec-14	Composite	Ruthenium-103	-1.27E+00	PCI/L	5.30E+00		U
Milk	Indicator	M-2	11-Dec-14	Composite	Ruthenium-106	5.31E+00	PCI/L	5.26E+01		U
Milk	Indicator	M-2	11-Dec-14	Composite	Selenium-75	1.14E-01	PCI/L	7.50E+00		U

Fermi 2 - 2014
Annual Radiological Environmental Operating Report
Appendix C - Environmental Data Table

Medium	Location Category	Location ID	Date	Sample Type	Parameter	Result	Units	MDA	LLD	Lab Qualifier
Milk	Indicator	M-2	11-Dec-14	Composite	Silver-108m	-9.57E-01	PCI/L	4.55E+00		U
Milk	Indicator	M-2	11-Dec-14	Composite	Silver-110m	-3.35E+00	PCI/L	4.90E+00		U
Milk	Indicator	M-2	11-Dec-14	Composite	Strontium-89	-2.25E-02	PCI/L	2.38E+00	10	U
Milk	Indicator	M-2	11-Dec-14	Composite	Strontium-90	-5.66E-01	PCI/L	1.82E+00	2	U
Milk	Indicator	M-2	11-Dec-14	Composite	Zinc-65	-9.31E+00	PCI/L	1.33E+01		U
Milk	Indicator	M-2	11-Dec-14	Composite	Zirconium-95	1.38E+00	PCI/L	1.16E+01		U
Milk	Control	M-8	11-Dec-14	Composite	Actinium-228	-1.07E+01	PCI/L	1.89E+01		U
Milk	Control	M-8	11-Dec-14	Composite	Antimony-124	-3.32E+00	PCI/L	7.82E+00		U
Milk	Control	M-8	11-Dec-14	Composite	Antimony-125	-3.14E+00	PCI/L	1.18E+01		U
Milk	Control	M-8	11-Dec-14	Composite	Barium-140	-1.22E+00	PCI/L	7.11E+00	15	U
Milk	Control	M-8	11-Dec-14	Composite	Beryllium-7	-7.03E+00	PCI/L	3.54E+01		U
Milk	Control	M-8	11-Dec-14	Composite	Cerium-141	-2.96E-01	PCI/L	7.72E+00		U
Milk	Control	M-8	11-Dec-14	Composite	Cerium-144	5.96E-01	PCI/L	3.08E+01		U
Milk	Control	M-8	11-Dec-14	Composite	Cesium-134	3.27E+00	PCI/L	6.33E+00	15	U
Milk	Control	M-8	11-Dec-14	Composite	Cesium-137	1.51E+00	PCI/L	4.89E+00	18	U
Milk	Control	M-8	11-Dec-14	Composite	Chromium-51	7.26E+00	PCI/L	4.26E+01		U
Milk	Control	M-8	11-Dec-14	Composite	Cobalt-57	9.94E-01	PCI/L	4.26E+00		U
Milk	Control	M-8	11-Dec-14	Composite	Cobalt-58	-1.73E+00	PCI/L	3.96E+00		U
Milk	Control	M-8	11-Dec-14	Composite	Cobalt-60	2.06E+00	PCI/L	5.75E+00		U
Milk	Control	M-8	11-Dec-14	Composite	Iodine-131	9.70E-02	PCI/L	6.65E-01	1	U
Milk	Control	M-8	11-Dec-14	Composite	Iron-59	-2.00E+00	PCI/L	1.04E+01		U
Milk	Control	M-8	11-Dec-14	Composite	Lanthanum-140	-1.22E+00	PCI/L	7.11E+00	15	U
Milk	Control	M-8	11-Dec-14	Composite	Manganese-54	3.20E-01	PCI/L	5.00E+00		U
Milk	Control	M-8	11-Dec-14	Composite	Niobium-95	3.52E+00	PCI/L	5.13E+00		U
Milk	Control	M-8	11-Dec-14	Composite	Potassium-40	1.41E+03	PCI/L	3.48E+01		U
Milk	Control	M-8	11-Dec-14	Composite	Ruthenium-103	1.13E+00	PCI/L	5.34E+00		U
Milk	Control	M-8	11-Dec-14	Composite	Ruthenium-106	1.65E+01	PCI/L	4.84E+01		U
Milk	Control	M-8	11-Dec-14	Composite	Selenium-75	-1.58E+00	PCI/L	5.76E+00		U
Milk	Control	M-8	11-Dec-14	Composite	Silver-108m	-3.12E+00	PCI/L	3.30E+00		U
Milk	Control	M-8	11-Dec-14	Composite	Silver-110m	-3.67E-01	PCI/L	4.52E+00		U
Milk	Control	M-8	11-Dec-14	Composite	Strontium-89	-5.34E-01	PCI/L	1.87E+00	10	U
Milk	Control	M-8	11-Dec-14	Composite	Strontium-90	-1.13E+00	PCI/L	1.81E+00	2	U
Milk	Control	M-8	11-Dec-14	Composite	Zinc-65	4.49E-01	PCI/L	1.12E+01		U
Milk	Control	M-8	11-Dec-14	Composite	Zirconium-95	1.49E+00	PCI/L	8.45E+00		U
Sediment	Control	S-5	06-May-14	Grab	Actinium-228	3.08E+02	PCI/KG	1.57E+02		U
Sediment	Control	S-5	06-May-14	Grab	Antimony-124	2.90E+00	PCI/KG	1.39E+02		U
Sediment	Control	S-5	06-May-14	Grab	Antimony-125	-2.34E+01	PCI/KG	9.57E+01		U
Sediment	Control	S-5	06-May-14	Grab	Barium-140	7.97E+01	PCI/KG	1.43E+03		U
Sediment	Control	S-5	06-May-14	Grab	Beryllium-7	-5.16E+01	PCI/KG	6.20E+02		U
Sediment	Control	S-5	06-May-14	Grab	Bismuth-214	3.20E+02	PCI/KG	7.53E+01		U
Sediment	Control	S-5	06-May-14	Grab	Cerium-141	5.30E+01	PCI/KG	1.71E+02		U
Sediment	Control	S-5	06-May-14	Grab	Cerium-144	1.53E+01	PCI/KG	1.98E+02		U
Sediment	Control	S-5	06-May-14	Grab	Cesium-134	2.84E+01	PCI/KG	5.43E+01	150	U
Sediment	Control	S-5	06-May-14	Grab	Cesium-137	2.06E+01	PCI/KG	4.40E+01	180	U
Sediment	Control	S-5	06-May-14	Grab	Chromium-51	2.50E+02	PCI/KG	1.32E+03		U
Sediment	Control	S-5	06-May-14	Grab	Cobalt-57	5.88E+00	PCI/KG	2.55E+01		U
Sediment	Control	S-5	06-May-14	Grab	Cobalt-58	7.47E+00	PCI/KG	6.30E+01		U
Sediment	Control	S-5	06-May-14	Grab	Cobalt-60	-2.98E+01	PCI/KG	3.01E+01		U
Sediment	Control	S-5	06-May-14	Grab	Iodine-131	3.42E+03	PCI/KG	9.71E+03		U
Sediment	Control	S-5	06-May-14	Grab	Iron-59	-2.14E+01	PCI/KG	2.13E+02		U
Sediment	Control	S-5	06-May-14	Grab	Lanthanum-140	7.97E+01	PCI/KG	1.43E+03		U
Sediment	Control	S-5	06-May-14	Grab	Lead-212	3.43E+02	PCI/KG	6.27E+01		U

Fermi 2 - 2014
Annual Radiological Environmental Operating Report
Appendix C - Environmental Data Table

Medium	Location Category	Location ID	Date	Sample Type	Parameter	Result	Units	MDA	LLD	Lab Qualifier
Sediment	Control	S-5	06-May-14	Grab	Lead-214	3.91E+02	PCI/KG	1.38E+02		UI
Sediment	Control	S-5	06-May-14	Grab	Manganese-54	-8.62E+00	PCI/KG	4.19E+01		U
Sediment	Control	S-5	06-May-14	Grab	Niobium-95	3.88E+01	PCI/KG	8.06E+01		U
Sediment	Control	S-5	06-May-14	Grab	Potassium-40	9.16E+03	PCI/KG	3.35E+02		
Sediment	Control	S-5	06-May-14	Grab	Radium-226	3.20E+02	PCI/KG	7.53E+01		
Sediment	Control	S-5	06-May-14	Grab	Ruthenium-103	-2.82E+00	PCI/KG	9.80E+01		U
Sediment	Control	S-5	06-May-14	Grab	Ruthenium-106	-8.16E+01	PCI/KG	3.79E+02		U
Sediment	Control	S-5	06-May-14	Grab	Selenium-75	-2.25E+01	PCI/KG	5.47E+01		U
Sediment	Control	S-5	06-May-14	Grab	Silver-108m	-1.29E+01	PCI/KG	2.75E+01		U
Sediment	Control	S-5	06-May-14	Grab	Silver-110m	3.10E+01	PCI/KG	6.79E+01		U
Sediment	Control	S-5	06-May-14	Grab	Strontium-89	-3.14E+02	PCI/KG	1.90E+02	300	U
Sediment	Control	S-5	06-May-14	Grab	Strontium-90	1.96E+01	PCI/KG	7.17E+01	300	U
Sediment	Control	S-5	06-May-14	Grab	Thallium-208	8.62E+01	PCI/KG	3.94E+01		
Sediment	Control	S-5	06-May-14	Grab	Thorium-228	3.43E+02	PCI/KG	6.27E+01		
Sediment	Control	S-5	06-May-14	Grab	Thorium-230	3.20E+02	PCI/KG	7.53E+01		
Sediment	Control	S-5	06-May-14	Grab	Zinc-65	-1.58E+01	PCI/KG	1.17E+02		U
Sediment	Control	S-5	06-May-14	Grab	Zirconium-95	-4.37E+00	PCI/KG	1.14E+02		U
Sediment	Indicator	S-1	13-May-14	Grab	Actinium-228	4.32E+02	PCI/KG	2.18E+02		UI
Sediment	Indicator	S-1	13-May-14	Grab	Antimony-124	3.66E+01	PCI/KG	9.90E+01		U
Sediment	Indicator	S-1	13-May-14	Grab	Antimony-125	1.27E+01	PCI/KG	7.89E+01		U
Sediment	Indicator	S-1	13-May-14	Grab	Barium-140	-7.29E+01	PCI/KG	5.01E+02		U
Sediment	Indicator	S-1	13-May-14	Grab	Beryllium-7	1.73E+02	PCI/KG	4.74E+02		U
Sediment	Indicator	S-1	13-May-14	Grab	Bismuth-214	3.67E+02	PCI/KG	5.95E+01		
Sediment	Indicator	S-1	13-May-14	Grab	Cerium-141	4.52E+01	PCI/KG	1.21E+02		U
Sediment	Indicator	S-1	13-May-14	Grab	Cerium-144	-4.70E+01	PCI/KG	1.64E+02		U
Sediment	Indicator	S-1	13-May-14	Grab	Cesium-134	3.15E+01	PCI/KG	3.75E+01	150	U
Sediment	Indicator	S-1	13-May-14	Grab	Cesium-137	9.35E+01	PCI/KG	3.24E+01	180	M
Sediment	Indicator	S-1	13-May-14	Grab	Chromium-51	-4.23E+02	PCI/KG	7.62E+02		U
Sediment	Indicator	S-1	13-May-14	Grab	Cobalt-57	-9.99E+00	PCI/KG	1.99E+01		U
Sediment	Indicator	S-1	13-May-14	Grab	Cobalt-58	9.37E-01	PCI/KG	4.78E+01		U
Sediment	Indicator	S-1	13-May-14	Grab	Cobalt-60	8.90E+00	PCI/KG	3.12E+01		U
Sediment	Indicator	S-1	13-May-14	Grab	Iodine-131	-2.87E+02	PCI/KG	2.89E+03		U
Sediment	Indicator	S-1	13-May-14	Grab	Iron-59	-2.98E+01	PCI/KG	1.18E+02		U
Sediment	Indicator	S-1	13-May-14	Grab	Lanthanum-140	-7.29E+01	PCI/KG	5.01E+02		U
Sediment	Indicator	S-1	13-May-14	Grab	Lead-212	4.01E+02	PCI/KG	4.40E+01		
Sediment	Indicator	S-1	13-May-14	Grab	Lead-214	4.56E+02	PCI/KG	5.51E+01		
Sediment	Indicator	S-1	13-May-14	Grab	Manganese-54	-1.53E+01	PCI/KG	3.23E+01		U
Sediment	Indicator	S-1	13-May-14	Grab	Niobium-95	9.31E+00	PCI/KG	5.20E+01		U
Sediment	Indicator	S-1	13-May-14	Grab	Potassium-40	9.40E+03	PCI/KG	2.32E+02		
Sediment	Indicator	S-1	13-May-14	Grab	Radium-226	3.67E+02	PCI/KG	5.95E+01		
Sediment	Indicator	S-1	13-May-14	Grab	Ruthenium-103	7.76E+00	PCI/KG	6.75E+01		U
Sediment	Indicator	S-1	13-May-14	Grab	Ruthenium-106	2.56E+01	PCI/KG	3.06E+02		U
Sediment	Indicator	S-1	13-May-14	Grab	Selenium-75	-3.30E+01	PCI/KG	3.95E+01		U
Sediment	Indicator	S-1	13-May-14	Grab	Silver-108m	2.66E+00	PCI/KG	2.47E+01		U
Sediment	Indicator	S-1	13-May-14	Grab	Silver-110m	-2.43E+01	PCI/KG	4.65E+01		U
Sediment	Indicator	S-1	13-May-14	Grab	Strontium-89	-8.06E+02	PCI/KG	1.99E+02	300	U
Sediment	Indicator	S-1	13-May-14	Grab	Strontium-90	1.54E+01	PCI/KG	4.80E+01	300	U
Sediment	Indicator	S-1	13-May-14	Grab	Thallium-208	1.10E+02	PCI/KG	3.19E+01		
Sediment	Indicator	S-1	13-May-14	Grab	Thorium-228	4.01E+02	PCI/KG	4.40E+01		
Sediment	Indicator	S-1	13-May-14	Grab	Thorium-230	3.67E+02	PCI/KG	5.95E+01		
Sediment	Indicator	S-1	13-May-14	Grab	Zinc-65	-1.74E+01	PCI/KG	7.40E+01		U
Sediment	Indicator	S-1	13-May-14	Grab	Zirconium-95	1.10E+01	PCI/KG	9.46E+01		U

Fermi 2 - 2014
Annual Radiological Environmental Operating Report
Appendix C - Environmental Data Table

Medium	Location Category	Location ID	Date	Sample Type	Parameter	Result	Units	MDA	LLD	Lab Qualifier
Sediment	Indicator	S-3	13-May-14	Grab	Actinium-228	1.40E+02	PCI/KG	1.85E+02		U
Sediment	Indicator	S-3	13-May-14	Grab	Antimony-124	1.85E+01	PCI/KG	1.52E+02		U
Sediment	Indicator	S-3	13-May-14	Grab	Antimony-125	5.04E+01	PCI/KG	7.89E+01		U
Sediment	Indicator	S-3	13-May-14	Grab	Barium-140	-3.26E+02	PCI/KG	6.91E+02		U
Sediment	Indicator	S-3	13-May-14	Grab	Beryllium-7	1.87E+02	PCI/KG	5.51E+02		U
Sediment	Indicator	S-3	13-May-14	Grab	Bismuth-214	1.97E+02	PCI/KG	5.64E+01		
Sediment	Indicator	S-3	13-May-14	Grab	Cerium-141	4.37E+01	PCI/KG	9.54E+01		U
Sediment	Indicator	S-3	13-May-14	Grab	Cerium-144	7.67E+01	PCI/KG	1.23E+02		U
Sediment	Indicator	S-3	13-May-14	Grab	Cesium-134	1.16E+01	PCI/KG	4.69E+01	150	U
Sediment	Indicator	S-3	13-May-14	Grab	Cesium-137	7.27E+00	PCI/KG	3.83E+01	180	U
Sediment	Indicator	S-3	13-May-14	Grab	Chromium-51	9.68E-01	PCI/KG	7.68E+02		U
Sediment	Indicator	S-3	13-May-14	Grab	Cobalt-57	-2.76E+00	PCI/KG	1.70E+01		U
Sediment	Indicator	S-3	13-May-14	Grab	Cobalt-58	1.61E+01	PCI/KG	6.47E+01		U
Sediment	Indicator	S-3	13-May-14	Grab	Cobalt-60	-6.45E-01	PCI/KG	4.78E+01		U
Sediment	Indicator	S-3	13-May-14	Grab	Iodine-131	9.29E+02	PCI/KG	3.04E+03		U
Sediment	Indicator	S-3	13-May-14	Grab	Iron-59	2.63E+01	PCI/KG	1.81E+02		U
Sediment	Indicator	S-3	13-May-14	Grab	Lanthanum-140	-3.26E+02	PCI/KG	6.91E+02		U
Sediment	Indicator	S-3	13-May-14	Grab	Lead-212	2.02E+02	PCI/KG	3.93E+01		
Sediment	Indicator	S-3	13-May-14	Grab	Lead-214	2.66E+02	PCI/KG	5.88E+01		
Sediment	Indicator	S-3	13-May-14	Grab	Manganese-54	-1.51E+01	PCI/KG	3.57E+01		U
Sediment	Indicator	S-3	13-May-14	Grab	Niobium-95	5.23E+01	PCI/KG	7.94E+01		U
Sediment	Indicator	S-3	13-May-14	Grab	Potassium-40	1.10E+04	PCI/KG	3.11E+02		
Sediment	Indicator	S-3	13-May-14	Grab	Radium-226	1.97E+02	PCI/KG	5.64E+01		
Sediment	Indicator	S-3	13-May-14	Grab	Ruthenium-103	2.78E+00	PCI/KG	6.91E+01		U
Sediment	Indicator	S-3	13-May-14	Grab	Ruthenium-106	-8.20E+01	PCI/KG	2.83E+02		U
Sediment	Indicator	S-3	13-May-14	Grab	Selenium-75	1.22E+01	PCI/KG	4.32E+01		U
Sediment	Indicator	S-3	13-May-14	Grab	Silver-108m	-3.69E+00	PCI/KG	2.44E+01		U
Sediment	Indicator	S-3	13-May-14	Grab	Silver-110m	-8.86E+00	PCI/KG	6.01E+01		U
Sediment	Indicator	S-3	13-May-14	Grab	Strontium-89	-7.12E+01	PCI/KG	1.82E+02	300	U
Sediment	Indicator	S-3	13-May-14	Grab	Strontium-90	5.50E+01	PCI/KG	1.57E+02	300	U
Sediment	Indicator	S-3	13-May-14	Grab	Thallium-208	5.36E+01	PCI/KG	3.02E+01		
Sediment	Indicator	S-3	13-May-14	Grab	Thorium-228	2.02E+02	PCI/KG	3.93E+01		
Sediment	Indicator	S-3	13-May-14	Grab	Thorium-230	1.97E+02	PCI/KG	5.64E+01		
Sediment	Indicator	S-3	13-May-14	Grab	Zinc-65	2.71E+01	PCI/KG	1.27E+02		U
Sediment	Indicator	S-3	13-May-14	Grab	Zirconium-95	-3.64E+01	PCI/KG	1.06E+02		U
Sediment	Indicator	S-2	04-Jun-14	Grab	Actinium-228	8.60E+02	PCI/KG	2.12E+02		
Sediment	Indicator	S-2	04-Jun-14	Grab	Antimony-124	-4.31E+01	PCI/KG	1.24E+02		U
Sediment	Indicator	S-2	04-Jun-14	Grab	Antimony-125	2.23E+00	PCI/KG	1.49E+02		U
Sediment	Indicator	S-2	04-Jun-14	Grab	Barium-140	3.44E+01	PCI/KG	4.76E+02		U
Sediment	Indicator	S-2	04-Jun-14	Grab	Beryllium-7	2.92E+02	PCI/KG	7.52E+02		U
Sediment	Indicator	S-2	04-Jun-14	Grab	Bismuth-214	7.09E+02	PCI/KG	1.16E+02		
Sediment	Indicator	S-2	04-Jun-14	Grab	Cerium-141	-2.64E+01	PCI/KG	1.49E+02		U
Sediment	Indicator	S-2	04-Jun-14	Grab	Cerium-144	1.09E+02	PCI/KG	2.74E+02		U
Sediment	Indicator	S-2	04-Jun-14	Grab	Cesium-134	3.89E+01	PCI/KG	7.38E+01	150	U
Sediment	Indicator	S-2	04-Jun-14	Grab	Cesium-137	-3.48E+01	PCI/KG	5.42E+01	180	U
Sediment	Indicator	S-2	04-Jun-14	Grab	Chromium-51	-1.40E+02	PCI/KG	9.30E+02		U
Sediment	Indicator	S-2	04-Jun-14	Grab	Cobalt-57	3.98E+00	PCI/KG	3.72E+01		U
Sediment	Indicator	S-2	04-Jun-14	Grab	Cobalt-58	1.78E+01	PCI/KG	8.33E+01		U
Sediment	Indicator	S-2	04-Jun-14	Grab	Cobalt-60	-3.94E+01	PCI/KG	5.80E+01		U
Sediment	Indicator	S-2	04-Jun-14	Grab	Iodine-131	7.04E+01	PCI/KG	1.20E+03		U
Sediment	Indicator	S-2	04-Jun-14	Grab	Iron-59	8.37E+01	PCI/KG	2.14E+02		U
Sediment	Indicator	S-2	04-Jun-14	Grab	Lanthanum-140	3.44E+01	PCI/KG	4.76E+02		U

Fermi 2 - 2014
Annual Radiological Environmental Operating Report
Appendix C - Environmental Data Table

Medium	Location Category	Location ID	Date	Sample Type	Parameter	Result	Units	MDA	LLD	Lab Qualifier
Sediment	Indicator	S-2	04-Jun-14	Grab	Lead-212	7.07E+02	PCI/KG	8.32E+01		
Sediment	Indicator	S-2	04-Jun-14	Grab	Lead-214	7.63E+02	PCI/KG	1.22E+02		
Sediment	Indicator	S-2	04-Jun-14	Grab	Manganese-54	-1.03E+01	PCI/KG	6.38E+01		U
Sediment	Indicator	S-2	04-Jun-14	Grab	Niobium-95	7.90E+01	PCI/KG	8.62E+01		U
Sediment	Indicator	S-2	04-Jun-14	Grab	Potassium-40	1.44E+04	PCI/KG	5.21E+02		
Sediment	Indicator	S-2	04-Jun-14	Grab	Radium-226	7.09E+02	PCI/KG	1.16E+02		
Sediment	Indicator	S-2	04-Jun-14	Grab	Ruthenium-103	6.87E+00	PCI/KG	9.16E+01		U
Sediment	Indicator	S-2	04-Jun-14	Grab	Ruthenium-106	-2.99E+01	PCI/KG	5.19E+02		U
Sediment	Indicator	S-2	04-Jun-14	Grab	Selenium-75	1.25E+01	PCI/KG	7.30E+01		U
Sediment	Indicator	S-2	04-Jun-14	Grab	Silver-108m	1.71E+01	PCI/KG	4.93E+01		U
Sediment	Indicator	S-2	04-Jun-14	Grab	Silver-110m	-3.48E+01	PCI/KG	7.89E+01		U
Sediment	Indicator	S-2	04-Jun-14	Grab	Strontium-89	-6.37E+01	PCI/KG	1.66E+02	300	U
Sediment	Indicator	S-2	04-Jun-14	Grab	Strontium-90	1.12E+02	PCI/KG	1.91E+02	300	U
Sediment	Indicator	S-2	04-Jun-14	Grab	Thallium-208	1.91E+02	PCI/KG	5.39E+01		
Sediment	Indicator	S-2	04-Jun-14	Grab	Thorium-228	7.07E+02	PCI/KG	8.32E+01		
Sediment	Indicator	S-2	04-Jun-14	Grab	Thorium-230	7.09E+02	PCI/KG	1.16E+02		
Sediment	Indicator	S-2	04-Jun-14	Grab	Zinc-65	-4.03E+01	PCI/KG	1.44E+02		U
Sediment	Indicator	S-2	04-Jun-14	Grab	Zirconium-95	-7.46E+00	PCI/KG	1.48E+02		U
Sediment	Indicator	S-4	24-Jun-14	Grab	Actinium-228	1.95E+02	PCI/KG	2.08E+02		U
Sediment	Indicator	S-4	24-Jun-14	Grab	Antimony-124	-2.64E+01	PCI/KG	8.54E+01		U
Sediment	Indicator	S-4	24-Jun-14	Grab	Antimony-125	2.49E+01	PCI/KG	1.08E+02		U
Sediment	Indicator	S-4	24-Jun-14	Grab	Barium-140	2.18E+01	PCI/KG	1.19E+02		U
Sediment	Indicator	S-4	24-Jun-14	Grab	Beryllium-7	-1.06E+02	PCI/KG	4.44E+02		U
Sediment	Indicator	S-4	24-Jun-14	Grab	Bismuth-214	3.08E+02	PCI/KG	9.43E+01		
Sediment	Indicator	S-4	24-Jun-14	Grab	Cerium-141	-7.19E+00	PCI/KG	7.45E+01		U
Sediment	Indicator	S-4	24-Jun-14	Grab	Cerium-144	2.00E+01	PCI/KG	2.18E+02		U
Sediment	Indicator	S-4	24-Jun-14	Grab	Cesium-134	1.41E+01	PCI/KG	6.22E+01	150	U
Sediment	Indicator	S-4	24-Jun-14	Grab	Cesium-137	-7.70E+00	PCI/KG	4.49E+01	180	U
Sediment	Indicator	S-4	24-Jun-14	Grab	Chromium-51	-6.77E+01	PCI/KG	4.40E+02		U
Sediment	Indicator	S-4	24-Jun-14	Grab	Cobalt-57	3.03E+00	PCI/KG	2.84E+01		U
Sediment	Indicator	S-4	24-Jun-14	Grab	Cobalt-58	8.61E+00	PCI/KG	5.15E+01		U
Sediment	Indicator	S-4	24-Jun-14	Grab	Cobalt-60	2.37E+00	PCI/KG	5.79E+01		U
Sediment	Indicator	S-4	24-Jun-14	Grab	Iodine-131	-1.63E+01	PCI/KG	1.61E+02		U
Sediment	Indicator	S-4	24-Jun-14	Grab	Iron-59	2.76E+01	PCI/KG	1.33E+02		U
Sediment	Indicator	S-4	24-Jun-14	Grab	Lanthanum-140	2.18E+01	PCI/KG	1.19E+02		U
Sediment	Indicator	S-4	24-Jun-14	Grab	Lead-212	2.45E+02	PCI/KG	5.62E+01		
Sediment	Indicator	S-4	24-Jun-14	Grab	Lead-214	3.88E+02	PCI/KG	1.63E+02		UI
Sediment	Indicator	S-4	24-Jun-14	Grab	Manganese-54	1.40E+01	PCI/KG	5.18E+01		U
Sediment	Indicator	S-4	24-Jun-14	Grab	Niobium-95	6.51E+00	PCI/KG	5.09E+01		U
Sediment	Indicator	S-4	24-Jun-14	Grab	Potassium-40	9.78E+03	PCI/KG	3.29E+02		
Sediment	Indicator	S-4	24-Jun-14	Grab	Radium-226	3.08E+02	PCI/KG	9.43E+01		
Sediment	Indicator	S-4	24-Jun-14	Grab	Ruthenium-103	2.56E+00	PCI/KG	5.20E+01		U
Sediment	Indicator	S-4	24-Jun-14	Grab	Ruthenium-106	-5.60E+01	PCI/KG	3.59E+02		U
Sediment	Indicator	S-4	24-Jun-14	Grab	Selenium-75	-1.60E+01	PCI/KG	4.98E+01		U
Sediment	Indicator	S-4	24-Jun-14	Grab	Silver-108m	8.41E+00	PCI/KG	3.25E+01		U
Sediment	Indicator	S-4	24-Jun-14	Grab	Silver-110m	-2.26E+01	PCI/KG	6.21E+01		U
Sediment	Indicator	S-4	24-Jun-14	Grab	Strontium-89	-1.66E+02	PCI/KG	2.20E+02	300	U
Sediment	Indicator	S-4	24-Jun-14	Grab	Strontium-90	7.44E+01	PCI/KG	9.48E+01	300	U
Sediment	Indicator	S-4	24-Jun-14	Grab	Thallium-208	6.94E+01	PCI/KG	4.13E+01		
Sediment	Indicator	S-4	24-Jun-14	Grab	Thorium-228	2.45E+02	PCI/KG	5.62E+01		
Sediment	Indicator	S-4	24-Jun-14	Grab	Thorium-230	3.08E+02	PCI/KG	9.43E+01		
Sediment	Indicator	S-4	24-Jun-14	Grab	Zinc-65	2.29E+00	PCI/KG	1.15E+02		U

Fermi 2 - 2014
Annual Radiological Environmental Operating Report
Appendix C - Environmental Data Table

Medium	Location Category	Location ID	Date	Sample Type	Parameter	Result	Units	MDA	LLD	Lab Qualifier
Sediment	Indicator	S-4	24-Jun-14	Grab	Zirconium-95	5.68E+01	PCI/KG	1.07E+02		U
Sediment	Indicator	S-1	30-Oct-14	Grab	Actinium-228	4.68E+02	PCI/KG	1.31E+02		
Sediment	Indicator	S-1	30-Oct-14	Grab	Antimony-124	-4.67E+01	PCI/KG	1.13E+02		U
Sediment	Indicator	S-1	30-Oct-14	Grab	Antimony-125	6.08E+01	PCI/KG	1.01E+02		U
Sediment	Indicator	S-1	30-Oct-14	Grab	Barium-140	-1.77E+02	PCI/KG	1.15E+03		U
Sediment	Indicator	S-1	30-Oct-14	Grab	Beryllium-7	3.85E+01	PCI/KG	6.36E+02		U
Sediment	Indicator	S-1	30-Oct-14	Grab	Bismuth-214	3.17E+02	PCI/KG	7.35E+01		
Sediment	Indicator	S-1	30-Oct-14	Grab	Cerium-141	1.46E+01	PCI/KG	1.76E+02		U
Sediment	Indicator	S-1	30-Oct-14	Grab	Cerium-144	2.54E+00	PCI/KG	2.18E+02		U
Sediment	Indicator	S-1	30-Oct-14	Grab	Cesium-134	3.33E+01	PCI/KG	4.92E+01	150	U
Sediment	Indicator	S-1	30-Oct-14	Grab	Cesium-137	9.29E+01	PCI/KG	3.88E+01	180	M
Sediment	Indicator	S-1	30-Oct-14	Grab	Chromium-51	-5.40E+02	PCI/KG	1.32E+03		U
Sediment	Indicator	S-1	30-Oct-14	Grab	Cobalt-57	-6.94E+00	PCI/KG	2.60E+01		U
Sediment	Indicator	S-1	30-Oct-14	Grab	Cobalt-58	-1.92E+01	PCI/KG	6.01E+01		U
Sediment	Indicator	S-1	30-Oct-14	Grab	Cobalt-60	1.10E+01	PCI/KG	3.56E+01		U
Sediment	Indicator	S-1	30-Oct-14	Grab	Iodine-131	8.87E+00	PCI/KG	9.08E+03		U
Sediment	Indicator	S-1	30-Oct-14	Grab	Iron-59	-2.86E+01	PCI/KG	1.71E+02		U
Sediment	Indicator	S-1	30-Oct-14	Grab	Lanthanum-140	-1.77E+02	PCI/KG	1.15E+03		U
Sediment	Indicator	S-1	30-Oct-14	Grab	Lead-212	4.64E+02	PCI/KG	5.29E+01		
Sediment	Indicator	S-1	30-Oct-14	Grab	Lead-214	3.79E+02	PCI/KG	7.24E+01		
Sediment	Indicator	S-1	30-Oct-14	Grab	Manganese-54	1.68E+01	PCI/KG	4.36E+01		U
Sediment	Indicator	S-1	30-Oct-14	Grab	Niobium-95	3.89E+01	PCI/KG	7.68E+01		U
Sediment	Indicator	S-1	30-Oct-14	Grab	Potassium-40	9.68E+03	PCI/KG	2.25E+02		
Sediment	Indicator	S-1	30-Oct-14	Grab	Radium-226	3.17E+02	PCI/KG	7.35E+01		
Sediment	Indicator	S-1	30-Oct-14	Grab	Ruthenium-103	1.31E+01	PCI/KG	9.50E+01		U
Sediment	Indicator	S-1	30-Oct-14	Grab	Ruthenium-106	-1.82E+02	PCI/KG	2.74E+02		U
Sediment	Indicator	S-1	30-Oct-14	Grab	Selenium-75	9.31E+00	PCI/KG	5.88E+01		U
Sediment	Indicator	S-1	30-Oct-14	Grab	Silver-108m	-1.61E+01	PCI/KG	2.48E+01		U
Sediment	Indicator	S-1	30-Oct-14	Grab	Silver-110m	-2.45E+01	PCI/KG	5.13E+01		U
Sediment	Indicator	S-1	30-Oct-14	Grab	Strontium-89	-1.02E+02	PCI/KG	2.13E+02	300	U
Sediment	Indicator	S-1	30-Oct-14	Grab	Strontium-90	7.73E+01	PCI/KG	1.19E+02	300	U
Sediment	Indicator	S-1	30-Oct-14	Grab	Thallium-208	8.94E+01	PCI/KG	3.06E+01		
Sediment	Indicator	S-1	30-Oct-14	Grab	Thorium-228	4.64E+02	PCI/KG	5.29E+01		
Sediment	Indicator	S-1	30-Oct-14	Grab	Thorium-230	3.17E+02	PCI/KG	7.35E+01		
Sediment	Indicator	S-1	30-Oct-14	Grab	Zinc-65	3.94E+01	PCI/KG	9.61E+01		U
Sediment	Indicator	S-1	30-Oct-14	Grab	Zirconium-95	-5.43E+01	PCI/KG	1.15E+02		U
Sediment	Indicator	S-2	30-Oct-14	Grab	Actinium-228	9.90E+02	PCI/KG	1.65E+02		
Sediment	Indicator	S-2	30-Oct-14	Grab	Antimony-124	2.11E+01	PCI/KG	1.84E+02		U
Sediment	Indicator	S-2	30-Oct-14	Grab	Antimony-125	-2.18E+01	PCI/KG	1.03E+02		U
Sediment	Indicator	S-2	30-Oct-14	Grab	Barium-140	3.53E+02	PCI/KG	1.67E+03		U
Sediment	Indicator	S-2	30-Oct-14	Grab	Beryllium-7	3.32E+01	PCI/KG	6.78E+02		U
Sediment	Indicator	S-2	30-Oct-14	Grab	Bismuth-214	9.63E+02	PCI/KG	7.24E+01		
Sediment	Indicator	S-2	30-Oct-14	Grab	Cerium-141	3.27E+01	PCI/KG	2.11E+02		U
Sediment	Indicator	S-2	30-Oct-14	Grab	Cerium-144	2.98E+01	PCI/KG	2.39E+02		U
Sediment	Indicator	S-2	30-Oct-14	Grab	Cesium-134	4.89E+01	PCI/KG	5.71E+01	150	U
Sediment	Indicator	S-2	30-Oct-14	Grab	Cesium-137	3.26E+00	PCI/KG	4.17E+01	180	U
Sediment	Indicator	S-2	30-Oct-14	Grab	Chromium-51	-2.11E+02	PCI/KG	1.46E+03		U
Sediment	Indicator	S-2	30-Oct-14	Grab	Cobalt-57	1.52E+01	PCI/KG	2.91E+01		U
Sediment	Indicator	S-2	30-Oct-14	Grab	Cobalt-58	-2.64E+01	PCI/KG	6.81E+01		U
Sediment	Indicator	S-2	30-Oct-14	Grab	Cobalt-60	1.91E+01	PCI/KG	4.93E+01		U
Sediment	Indicator	S-2	30-Oct-14	Grab	Iodine-131	-1.86E+03	PCI/KG	9.93E+03		U
Sediment	Indicator	S-2	30-Oct-14	Grab	Iron-59	-1.42E+01	PCI/KG	2.42E+02		U

Fermi 2 - 2014
Annual Radiological Environmental Operating Report
Appendix C - Environmental Data Table

Medium	Location Category	Location ID	Date	Sample Type	Parameter	Result	Units	MDA	LLD	Lab Qualifier
Sediment	Indicator	S-2	30-Oct-14	Grab	Lanthanum-140	3.53E+02	PCI/KG	1.67E+03		U
Sediment	Indicator	S-2	30-Oct-14	Grab	Lead-212	7.50E+02	PCI/KG	6.20E+01		
Sediment	Indicator	S-2	30-Oct-14	Grab	Lead-214	1.09E+03	PCI/KG	2.08E+02		UI
Sediment	Indicator	S-2	30-Oct-14	Grab	Manganese-54	2.00E+01	PCI/KG	4.87E+01		U
Sediment	Indicator	S-2	30-Oct-14	Grab	Niobium-95	3.76E+01	PCI/KG	9.75E+01		U
Sediment	Indicator	S-2	30-Oct-14	Grab	Potassium-40	1.48E+04	PCI/KG	3.76E+02		
Sediment	Indicator	S-2	30-Oct-14	Grab	Radium-226	9.63E+02	PCI/KG	7.24E+01		
Sediment	Indicator	S-2	30-Oct-14	Grab	Ruthenium-103	1.67E+01	PCI/KG	1.08E+02		U
Sediment	Indicator	S-2	30-Oct-14	Grab	Ruthenium-106	-6.83E+01	PCI/KG	3.60E+02		U
Sediment	Indicator	S-2	30-Oct-14	Grab	Selenium-75	-7.55E+00	PCI/KG	6.20E+01		U
Sediment	Indicator	S-2	30-Oct-14	Grab	Silver-108m	2.37E+00	PCI/KG	3.10E+01		U
Sediment	Indicator	S-2	30-Oct-14	Grab	Silver-110m	5.46E+00	PCI/KG	6.22E+01		U
Sediment	Indicator	S-2	30-Oct-14	Grab	Strontium-89	-1.30E+02	PCI/KG	2.50E+02	300	U
Sediment	Indicator	S-2	30-Oct-14	Grab	Strontium-90	9.38E+01	PCI/KG	1.45E+02	300	U
Sediment	Indicator	S-2	30-Oct-14	Grab	Thallium-208	2.66E+02	PCI/KG	3.80E+01		
Sediment	Indicator	S-2	30-Oct-14	Grab	Thorium-228	7.50E+02	PCI/KG	6.20E+01		
Sediment	Indicator	S-2	30-Oct-14	Grab	Thorium-230	9.63E+02	PCI/KG	7.24E+01		
Sediment	Indicator	S-2	30-Oct-14	Grab	Zinc-65	-2.76E+01	PCI/KG	1.07E+02		U
Sediment	Indicator	S-2	30-Oct-14	Grab	Zirconium-95	-4.25E+01	PCI/KG	1.31E+02		U
Sediment	Indicator	S-3	30-Oct-14	Grab	Actinium-228	3.72E+01	PCI/KG	1.48E+02		U
Sediment	Indicator	S-3	30-Oct-14	Grab	Antimony-124	-1.42E+01	PCI/KG	5.80E+01		U
Sediment	Indicator	S-3	30-Oct-14	Grab	Antimony-125	3.70E+01	PCI/KG	6.68E+01		U
Sediment	Indicator	S-3	30-Oct-14	Grab	Barium-140	2.26E+02	PCI/KG	8.99E+02		U
Sediment	Indicator	S-3	30-Oct-14	Grab	Beryllium-7	3.38E+01	PCI/KG	4.69E+02		U
Sediment	Indicator	S-3	30-Oct-14	Grab	Bismuth-214	1.74E+02	PCI/KG	6.68E+01		
Sediment	Indicator	S-3	30-Oct-14	Grab	Cerium-141	-6.12E+01	PCI/KG	1.26E+02		U
Sediment	Indicator	S-3	30-Oct-14	Grab	Cerium-144	-5.11E+01	PCI/KG	1.49E+02		U
Sediment	Indicator	S-3	30-Oct-14	Grab	Cesium-134	1.57E+01	PCI/KG	3.20E+01	150	U
Sediment	Indicator	S-3	30-Oct-14	Grab	Cesium-137	6.39E+00	PCI/KG	2.77E+01	180	U
Sediment	Indicator	S-3	30-Oct-14	Grab	Chromium-51	1.95E+02	PCI/KG	9.86E+02		U
Sediment	Indicator	S-3	30-Oct-14	Grab	Cobalt-57	3.02E+00	PCI/KG	1.96E+01		U
Sediment	Indicator	S-3	30-Oct-14	Grab	Cobalt-58	1.97E+01	PCI/KG	4.81E+01		U
Sediment	Indicator	S-3	30-Oct-14	Grab	Cobalt-60	1.40E+01	PCI/KG	3.24E+01		U
Sediment	Indicator	S-3	30-Oct-14	Grab	Iodine-131	1.50E+03	PCI/KG	7.10E+03		U
Sediment	Indicator	S-3	30-Oct-14	Grab	Iron-59	-2.05E+01	PCI/KG	1.46E+02		U
Sediment	Indicator	S-3	30-Oct-14	Grab	Lanthanum-140	2.26E+02	PCI/KG	8.99E+02		U
Sediment	Indicator	S-3	30-Oct-14	Grab	Lead-212	9.98E+01	PCI/KG	4.05E+01		
Sediment	Indicator	S-3	30-Oct-14	Grab	Lead-214	2.56E+02	PCI/KG	5.43E+01		
Sediment	Indicator	S-3	30-Oct-14	Grab	Manganese-54	-4.21E+00	PCI/KG	2.85E+01		U
Sediment	Indicator	S-3	30-Oct-14	Grab	Niobium-95	6.30E+00	PCI/KG	4.43E+01		U
Sediment	Indicator	S-3	30-Oct-14	Grab	Potassium-40	1.07E+04	PCI/KG	2.73E+02		
Sediment	Indicator	S-3	30-Oct-14	Grab	Radium-226	1.74E+02	PCI/KG	6.68E+01		
Sediment	Indicator	S-3	30-Oct-14	Grab	Ruthenium-103	1.46E+01	PCI/KG	7.39E+01		U
Sediment	Indicator	S-3	30-Oct-14	Grab	Ruthenium-106	-1.39E+01	PCI/KG	2.49E+02		U
Sediment	Indicator	S-3	30-Oct-14	Grab	Selenium-75	-3.85E+00	PCI/KG	4.18E+01		U
Sediment	Indicator	S-3	30-Oct-14	Grab	Silver-108m	-3.15E+00	PCI/KG	2.10E+01		U
Sediment	Indicator	S-3	30-Oct-14	Grab	Silver-110m	7.48E+00	PCI/KG	4.33E+01		U
Sediment	Indicator	S-3	30-Oct-14	Grab	Strontium-89	-3.26E+02	PCI/KG	2.03E+02	300	U
Sediment	Indicator	S-3	30-Oct-14	Grab	Strontium-90	1.68E+02	PCI/KG	2.18E+02	300	U
Sediment	Indicator	S-3	30-Oct-14	Grab	Thallium-208	4.16E+01	PCI/KG	2.35E+01		
Sediment	Indicator	S-3	30-Oct-14	Grab	Thorium-228	9.98E+01	PCI/KG	4.05E+01		
Sediment	Indicator	S-3	30-Oct-14	Grab	Thorium-230	1.74E+02	PCI/KG	6.68E+01		

Fermi 2 - 2014
Annual Radiological Environmental Operating Report
Appendix C - Environmental Data Table

Medium	Location Category	Location ID	Date	Sample Type	Parameter	Result	Units	MDA	LLD	Lab Qualifier
Sediment	Indicator	S-3	30-Oct-14	Grab	Zinc-65	2.29E+00	PCI/KG	7.80E+01		U
Sediment	Indicator	S-3	30-Oct-14	Grab	Zirconium-95	2.39E+01	PCI/KG	8.74E+01		U
Sediment	Indicator	S-4	24-Nov-14	Grab	Actinium-228	6.33E+01	PCI/KG	1.03E+02		U
Sediment	Indicator	S-4	24-Nov-14	Grab	Antimony-124	2.04E+01	PCI/KG	9.49E+01		U
Sediment	Indicator	S-4	24-Nov-14	Grab	Antimony-125	-1.31E+00	PCI/KG	5.79E+01		U
Sediment	Indicator	S-4	24-Nov-14	Grab	Barium-140	1.05E+02	PCI/KG	3.28E+02		U
Sediment	Indicator	S-4	24-Nov-14	Grab	Beryllium-7	-8.47E+00	PCI/KG	3.08E+02		U
Sediment	Indicator	S-4	24-Nov-14	Grab	Bismuth-214	1.70E+02	PCI/KG	4.59E+01		
Sediment	Indicator	S-4	24-Nov-14	Grab	Cerium-141	-4.76E+01	PCI/KG	5.32E+01		U
Sediment	Indicator	S-4	24-Nov-14	Grab	Cerium-144	-1.11E+01	PCI/KG	1.13E+02		U
Sediment	Indicator	S-4	24-Nov-14	Grab	Cesium-134	8.47E+00	PCI/KG	3.11E+01	150	U
Sediment	Indicator	S-4	24-Nov-14	Grab	Cesium-137	4.85E+00	PCI/KG	2.45E+01	180	U
Sediment	Indicator	S-4	24-Nov-14	Grab	Chromium-51	6.89E+01	PCI/KG	4.43E+02		U
Sediment	Indicator	S-4	24-Nov-14	Grab	Cobalt-57	6.17E+00	PCI/KG	1.47E+01		U
Sediment	Indicator	S-4	24-Nov-14	Grab	Cobalt-58	1.14E+01	PCI/KG	3.92E+01		U
Sediment	Indicator	S-4	24-Nov-14	Grab	Cobalt-60	2.52E+01	PCI/KG	3.09E+01		U
Sediment	Indicator	S-4	24-Nov-14	Grab	Iodine-131	-2.83E+02	PCI/KG	7.19E+02		U
Sediment	Indicator	S-4	24-Nov-14	Grab	Iron-59	-2.95E+01	PCI/KG	9.72E+01		U
Sediment	Indicator	S-4	24-Nov-14	Grab	Lanthanum-140	1.05E+02	PCI/KG	3.28E+02		U
Sediment	Indicator	S-4	24-Nov-14	Grab	Lead-212	1.28E+02	PCI/KG	3.65E+01		
Sediment	Indicator	S-4	24-Nov-14	Grab	Lead-214	2.48E+02	PCI/KG	8.80E+01		UI
Sediment	Indicator	S-4	24-Nov-14	Grab	Manganese-54	-5.45E+00	PCI/KG	2.33E+01		U
Sediment	Indicator	S-4	24-Nov-14	Grab	Niobium-95	5.31E+00	PCI/KG	3.72E+01		U
Sediment	Indicator	S-4	24-Nov-14	Grab	Potassium-40	7.44E+03	PCI/KG	2.09E+02		
Sediment	Indicator	S-4	24-Nov-14	Grab	Radium-226	1.70E+02	PCI/KG	4.59E+01		
Sediment	Indicator	S-4	24-Nov-14	Grab	Ruthenium-103	6.07E+00	PCI/KG	4.26E+01		U
Sediment	Indicator	S-4	24-Nov-14	Grab	Ruthenium-106	4.13E+01	PCI/KG	2.36E+02		U
Sediment	Indicator	S-4	24-Nov-14	Grab	Selenium-75	3.03E+01	PCI/KG	3.29E+01		U
Sediment	Indicator	S-4	24-Nov-14	Grab	Silver-108m	-3.19E+00	PCI/KG	1.84E+01		U
Sediment	Indicator	S-4	24-Nov-14	Grab	Silver-110m	8.38E+00	PCI/KG	4.18E+01		U
Sediment	Indicator	S-4	24-Nov-14	Grab	Strontium-89	-8.45E+01	PCI/KG	1.78E+02	300	U
Sediment	Indicator	S-4	24-Nov-14	Grab	Strontium-90	6.74E+01	PCI/KG	1.50E+02	300	U
Sediment	Indicator	S-4	24-Nov-14	Grab	Thallium-208	4.77E+01	PCI/KG	2.31E+01		
Sediment	Indicator	S-4	24-Nov-14	Grab	Thorium-228	1.28E+02	PCI/KG	3.65E+01		
Sediment	Indicator	S-4	24-Nov-14	Grab	Thorium-230	1.70E+02	PCI/KG	4.59E+01		
Sediment	Indicator	S-4	24-Nov-14	Grab	Zinc-65	-1.43E+01	PCI/KG	6.45E+01		U
Sediment	Indicator	S-4	24-Nov-14	Grab	Zirconium-95	2.05E+01	PCI/KG	6.99E+01		U
Sediment	Control	S-5	05-Dec-14	Grab	Actinium-228	3.72E+02	PCI/KG	7.42E+01		
Sediment	Control	S-5	05-Dec-14	Grab	Antimony-124	6.92E+00	PCI/KG	5.84E+01		U
Sediment	Control	S-5	05-Dec-14	Grab	Antimony-125	1.93E+01	PCI/KG	5.60E+01		U
Sediment	Control	S-5	05-Dec-14	Grab	Barium-140	-1.83E+01	PCI/KG	1.05E+02		U
Sediment	Control	S-5	05-Dec-14	Grab	Beryllium-7	3.35E+02	PCI/KG	2.11E+02		
Sediment	Control	S-5	05-Dec-14	Grab	Bismuth-214	3.49E+02	PCI/KG	3.90E+01		
Sediment	Control	S-5	05-Dec-14	Grab	Cerium-141	-1.68E-01	PCI/KG	4.89E+01		U
Sediment	Control	S-5	05-Dec-14	Grab	Cerium-144	-6.35E+01	PCI/KG	1.18E+02		U
Sediment	Control	S-5	05-Dec-14	Grab	Cesium-134	1.16E+01	PCI/KG	2.84E+01	150	U
Sediment	Control	S-5	05-Dec-14	Grab	Cesium-137	5.44E+01	PCI/KG	1.92E+01	180	M
Sediment	Control	S-5	05-Dec-14	Grab	Chromium-51	1.12E+02	PCI/KG	2.57E+02		U
Sediment	Control	S-5	05-Dec-14	Grab	Cobalt-57	1.91E+00	PCI/KG	1.51E+01		U
Sediment	Control	S-5	05-Dec-14	Grab	Cobalt-58	1.10E+01	PCI/KG	2.77E+01		U
Sediment	Control	S-5	05-Dec-14	Grab	Cobalt-60	-2.24E+00	PCI/KG	2.23E+01		U
Sediment	Control	S-5	05-Dec-14	Grab	Iodine-131	1.28E+02	PCI/KG	2.51E+02		U

Fermi 2 - 2014
Annual Radiological Environmental Operating Report
Appendix C - Environmental Data Table

Medium	Location Category	Location ID	Date	Sample Type	Parameter	Result	Units	MDA	LLD	Lab Qualifier
Sediment	Control	S-5	05-Dec-14	Grab	Iron-59	2.60E+01	PCI/KG	6.74E+01		U
Sediment	Control	S-5	05-Dec-14	Grab	Lanthanum-140	-1.83E+01	PCI/KG	1.05E+02		U
Sediment	Control	S-5	05-Dec-14	Grab	Lead-212	3.70E+02	PCI/KG	3.51E+01		
Sediment	Control	S-5	05-Dec-14	Grab	Lead-214	4.10E+02	PCI/KG	4.13E+01		
Sediment	Control	S-5	05-Dec-14	Grab	Manganese-54	1.04E+00	PCI/KG	2.34E+01		U
Sediment	Control	S-5	05-Dec-14	Grab	Niobium-95	8.46E+00	PCI/KG	3.59E+01		U
Sediment	Control	S-5	05-Dec-14	Grab	Potassium-40	6.60E+03	PCI/KG	1.54E+02		
Sediment	Control	S-5	05-Dec-14	Grab	Radium-226	3.49E+02	PCI/KG	3.90E+01		
Sediment	Control	S-5	05-Dec-14	Grab	Ruthenium-103	-5.62E+00	PCI/KG	3.00E+01		U
Sediment	Control	S-5	05-Dec-14	Grab	Ruthenium-106	5.33E+01	PCI/KG	1.89E+02		U
Sediment	Control	S-5	05-Dec-14	Grab	Selenium-75	-6.24E+00	PCI/KG	2.79E+01		U
Sediment	Control	S-5	05-Dec-14	Grab	Silver-108m	-5.90E+00	PCI/KG	1.61E+01		U
Sediment	Control	S-5	05-Dec-14	Grab	Silver-110m	-3.01E+00	PCI/KG	2.88E+01		U
Sediment	Control	S-5	05-Dec-14	Grab	Strontium-89	-1.61E+02	PCI/KG	1.91E+02	300	U
Sediment	Control	S-5	05-Dec-14	Grab	Strontium-90	5.80E+01	PCI/KG	2.61E+02	300	U
Sediment	Control	S-5	05-Dec-14	Grab	Thallium-208	8.77E+01	PCI/KG	1.92E+01		
Sediment	Control	S-5	05-Dec-14	Grab	Thorium-228	3.70E+02	PCI/KG	3.51E+01		
Sediment	Control	S-5	05-Dec-14	Grab	Thorium-230	3.49E+02	PCI/KG	3.90E+01		
Sediment	Control	S-5	05-Dec-14	Grab	Zinc-65	-1.68E+01	PCI/KG	4.64E+01		U
Sediment	Control	S-5	05-Dec-14	Grab	Zirconium-95	2.78E+00	PCI/KG	4.84E+01		U
Surface Water	Control	SW-2	28-Jan-14	Composite	Actinium-228	4.73E+00	PCI/L	2.08E+01		U
Surface Water	Control	SW-2	28-Jan-14	Composite	Antimony-124	5.21E-02	PCI/L	1.00E+01		U
Surface Water	Control	SW-2	28-Jan-14	Composite	Antimony-125	-2.55E-01	PCI/L	1.20E+01		U
Surface Water	Control	SW-2	28-Jan-14	Composite	Barium-140	1.89E-01	PCI/L	6.64E+00	15	U
Surface Water	Control	SW-2	28-Jan-14	Composite	Beryllium-7	5.97E+00	PCI/L	4.11E+01		U
Surface Water	Control	SW-2	28-Jan-14	Composite	Cerium-141	1.50E+00	PCI/L	8.51E+00		U
Surface Water	Control	SW-2	28-Jan-14	Composite	Cerium-144	1.56E+01	PCI/L	3.43E+01		U
Surface Water	Control	SW-2	28-Jan-14	Composite	Cesium-134	-2.92E+00	PCI/L	4.39E+00	15	U
Surface Water	Control	SW-2	28-Jan-14	Composite	Cesium-137	7.84E-01	PCI/L	5.56E+00	18	U
Surface Water	Control	SW-2	28-Jan-14	Composite	Chromium-51	-2.99E+00	PCI/L	3.79E+01		U
Surface Water	Control	SW-2	28-Jan-14	Composite	Cobalt-57	-6.51E-01	PCI/L	4.23E+00		U
Surface Water	Control	SW-2	28-Jan-14	Composite	Cobalt-58	3.06E+00	PCI/L	5.28E+00	15	U
Surface Water	Control	SW-2	28-Jan-14	Composite	Cobalt-60	-8.99E-01	PCI/L	5.05E+00	15	U
Surface Water	Control	SW-2	28-Jan-14	Composite	Iodine-131	-1.68E+00	PCI/L	5.28E+00		U
Surface Water	Control	SW-2	28-Jan-14	Composite	Iron-59	-2.49E+00	PCI/L	7.19E+00	30	U
Surface Water	Control	SW-2	28-Jan-14	Composite	Lanthanum-140	1.89E-01	PCI/L	6.64E+00	15	U
Surface Water	Control	SW-2	28-Jan-14	Composite	Manganese-54	-8.27E-01	PCI/L	4.77E+00	15	U
Surface Water	Control	SW-2	28-Jan-14	Composite	Niobium-95	-2.40E+00	PCI/L	4.43E+00	15	U
Surface Water	Control	SW-2	28-Jan-14	Composite	Potassium-40	1.10E+01	PCI/L	7.30E+01		U
Surface Water	Control	SW-2	28-Jan-14	Composite	Ruthenium-103	-9.60E-01	PCI/L	4.47E+00		U
Surface Water	Control	SW-2	28-Jan-14	Composite	Ruthenium-106	-1.03E+01	PCI/L	4.35E+01		U
Surface Water	Control	SW-2	28-Jan-14	Composite	Selenium-75	-4.67E-01	PCI/L	6.02E+00		U
Surface Water	Control	SW-2	28-Jan-14	Composite	Silver-108m	1.07E+00	PCI/L	4.49E+00		U
Surface Water	Control	SW-2	28-Jan-14	Composite	Silver-110m	-2.17E+00	PCI/L	4.43E+00		U
Surface Water	Control	SW-2	28-Jan-14	Composite	Strontium-89	-7.50E-01	PCI/L	1.80E+00	10	U
Surface Water	Control	SW-2	28-Jan-14	Composite	Strontium-90	-1.07E+00	PCI/L	1.82E+00	2	U
Surface Water	Control	SW-2	28-Jan-14	Composite	Thorium-228	-4.64E+00	PCI/L	7.69E+00		U
Surface Water	Control	SW-2	28-Jan-14	Composite	Zinc-65	-4.58E+00	PCI/L	8.62E+00	30	U
Surface Water	Control	SW-2	28-Jan-14	Composite	Zirconium-95	-2.17E+00	PCI/L	6.00E+00	15	U
Surface Water	Indicator	SW-3	28-Jan-14	Composite	Actinium-228	-5.59E+00	PCI/L	1.40E+01		U
Surface Water	Indicator	SW-3	28-Jan-14	Composite	Antimony-124	2.67E+00	PCI/L	1.06E+01		U
Surface Water	Indicator	SW-3	28-Jan-14	Composite	Antimony-125	9.52E+00	PCI/L	1.01E+01		U

Fermi 2 - 2014
Annual Radiological Environmental Operating Report
Appendix C - Environmental Data Table

Medium	Location Category	Location ID	Date	Sample Type	Parameter	Result	Units	MDA	LLD	Lab Qualifier
Surface Water	Indicator	SW-3	28-Jan-14	Composite	Barium-140	2.31E+00	PCI/L	5.82E+00	15	U
Surface Water	Indicator	SW-3	28-Jan-14	Composite	Beryllium-7	-5.18E+00	PCI/L	3.04E+01		U
Surface Water	Indicator	SW-3	28-Jan-14	Composite	Cerium-141	1.38E+00	PCI/L	6.57E+00		U
Surface Water	Indicator	SW-3	28-Jan-14	Composite	Cerium-144	6.75E+00	PCI/L	2.75E+01		U
Surface Water	Indicator	SW-3	28-Jan-14	Composite	Cesium-134	-9.37E-01	PCI/L	3.61E+00	15	U
Surface Water	Indicator	SW-3	28-Jan-14	Composite	Cesium-137	-5.33E-01	PCI/L	4.19E+00	18	U
Surface Water	Indicator	SW-3	28-Jan-14	Composite	Chromium-51	6.46E-01	PCI/L	3.64E+01		U
Surface Water	Indicator	SW-3	28-Jan-14	Composite	Cobalt-57	1.44E+00	PCI/L	3.58E+00		U
Surface Water	Indicator	SW-3	28-Jan-14	Composite	Cobalt-58	2.10E-01	PCI/L	3.43E+00	15	U
Surface Water	Indicator	SW-3	28-Jan-14	Composite	Cobalt-60	3.77E-01	PCI/L	4.73E+00	15	U
Surface Water	Indicator	SW-3	28-Jan-14	Composite	Iodine-131	-1.14E+00	PCI/L	4.66E+00		U
Surface Water	Indicator	SW-3	28-Jan-14	Composite	Iron-59	2.25E-01	PCI/L	8.00E+00	30	U
Surface Water	Indicator	SW-3	28-Jan-14	Composite	Lanthanum-140	2.31E+00	PCI/L	5.82E+00	15	U
Surface Water	Indicator	SW-3	28-Jan-14	Composite	Manganese-54	-9.93E-01	PCI/L	3.91E+00	15	U
Surface Water	Indicator	SW-3	28-Jan-14	Composite	Niobium-95	-9.34E-01	PCI/L	3.49E+00	15	U
Surface Water	Indicator	SW-3	28-Jan-14	Composite	Potassium-40	9.98E+00	PCI/L	2.61E+01		U
Surface Water	Indicator	SW-3	28-Jan-14	Composite	Ruthenium-103	-3.68E-01	PCI/L	3.91E+00		U
Surface Water	Indicator	SW-3	28-Jan-14	Composite	Ruthenium-106	1.10E+00	PCI/L	3.22E+01		U
Surface Water	Indicator	SW-3	28-Jan-14	Composite	Selenium-75	-4.78E-01	PCI/L	5.48E+00		U
Surface Water	Indicator	SW-3	28-Jan-14	Composite	Silver-108m	1.05E+00	PCI/L	3.77E+00		U
Surface Water	Indicator	SW-3	28-Jan-14	Composite	Silver-110m	-6.58E-01	PCI/L	3.98E+00		U
Surface Water	Indicator	SW-3	28-Jan-14	Composite	Strontium-89	-4.26E-02	PCI/L	2.29E+00	10	U
Surface Water	Indicator	SW-3	28-Jan-14	Composite	Strontium-90	-4.16E-01	PCI/L	1.82E+00	2	U
Surface Water	Indicator	SW-3	28-Jan-14	Composite	Thorium-228	6.61E+00	PCI/L	8.64E+00		U
Surface Water	Indicator	SW-3	28-Jan-14	Composite	Zinc-65	-3.14E+00	PCI/L	5.25E+00	30	U
Surface Water	Indicator	SW-3	28-Jan-14	Composite	Zirconium-95	9.91E-01	PCI/L	6.11E+00	15	U
Surface Water	Control	SW-2	25-Feb-14	Composite	Actinium-228	-6.34E+00	PCI/L	1.90E+01		U
Surface Water	Control	SW-2	25-Feb-14	Composite	Antimony-124	5.93E-01	PCI/L	7.70E+00		U
Surface Water	Control	SW-2	25-Feb-14	Composite	Antimony-125	2.04E+00	PCI/L	1.05E+01		U
Surface Water	Control	SW-2	25-Feb-14	Composite	Barium-140	3.27E+00	PCI/L	8.07E+00	15	U
Surface Water	Control	SW-2	25-Feb-14	Composite	Beryllium-7	7.16E+00	PCI/L	3.47E+01		U
Surface Water	Control	SW-2	25-Feb-14	Composite	Cerium-141	3.37E+00	PCI/L	7.98E+00		U
Surface Water	Control	SW-2	25-Feb-14	Composite	Cerium-144	-7.69E+00	PCI/L	2.83E+01		U
Surface Water	Control	SW-2	25-Feb-14	Composite	Cesium-134	-1.10E+00	PCI/L	4.34E+00	15	U
Surface Water	Control	SW-2	25-Feb-14	Composite	Cesium-137	4.22E-02	PCI/L	5.69E+00	18	U
Surface Water	Control	SW-2	25-Feb-14	Composite	Chromium-51	-6.41E+00	PCI/L	3.68E+01		U
Surface Water	Control	SW-2	25-Feb-14	Composite	Cobalt-57	-4.35E-01	PCI/L	3.66E+00		U
Surface Water	Control	SW-2	25-Feb-14	Composite	Cobalt-58	4.69E-01	PCI/L	4.45E+00	15	U
Surface Water	Control	SW-2	25-Feb-14	Composite	Cobalt-60	9.29E-02	PCI/L	4.09E+00	15	U
Surface Water	Control	SW-2	25-Feb-14	Composite	Iodine-131	-3.00E+00	PCI/L	6.99E+00		U
Surface Water	Control	SW-2	25-Feb-14	Composite	Iron-59	-2.84E+00	PCI/L	6.55E+00	30	U
Surface Water	Control	SW-2	25-Feb-14	Composite	Lanthanum-140	3.27E+00	PCI/L	8.07E+00	15	U
Surface Water	Control	SW-2	25-Feb-14	Composite	Manganese-54	2.31E+00	PCI/L	4.47E+00	15	U
Surface Water	Control	SW-2	25-Feb-14	Composite	Niobium-95	-5.43E-01	PCI/L	3.93E+00	15	U
Surface Water	Control	SW-2	25-Feb-14	Composite	Potassium-40	-4.61E+01	PCI/L	4.69E+01		U
Surface Water	Control	SW-2	25-Feb-14	Composite	Ruthenium-103	-2.49E+00	PCI/L	4.01E+00		U
Surface Water	Control	SW-2	25-Feb-14	Composite	Ruthenium-106	2.24E+01	PCI/L	4.12E+01		U
Surface Water	Control	SW-2	25-Feb-14	Composite	Selenium-75	-2.57E+00	PCI/L	5.41E+00		U
Surface Water	Control	SW-2	25-Feb-14	Composite	Silver-108m	-2.53E-01	PCI/L	3.07E+00		U
Surface Water	Control	SW-2	25-Feb-14	Composite	Silver-110m	3.36E-01	PCI/L	3.73E+00		U
Surface Water	Control	SW-2	25-Feb-14	Composite	Strontium-89	1.77E-01	PCI/L	2.13E+00	10	U
Surface Water	Control	SW-2	25-Feb-14	Composite	Strontium-90	-3.96E-01	PCI/L	1.84E+00	2	U

Fermi 2 - 2014
Annual Radiological Environmental Operating Report
Appendix C - Environmental Data Table

Medium	Location Category	Location ID	Date	Sample Type	Parameter	Result	Units	MDA	LLD	Lab Qualifier
Surface Water	Control	SW-2	25-Feb-14	Composite	Thorium-228	-1.62E+00	PCI/L	8.83E+00		U
Surface Water	Control	SW-2	25-Feb-14	Composite	Zinc-65	-6.92E+00	PCI/L	5.05E+00	30	U
Surface Water	Control	SW-2	25-Feb-14	Composite	Zirconium-95	-5.92E-01	PCI/L	7.58E+00	15	U
Surface Water	Indicator	SW-3	25-Feb-14	Composite	Actinium-228	-3.29E+00	PCI/L	2.05E+01		U
Surface Water	Indicator	SW-3	25-Feb-14	Composite	Antimony-124	-5.00E+00	PCI/L	1.35E+01		U
Surface Water	Indicator	SW-3	25-Feb-14	Composite	Antimony-125	3.17E+00	PCI/L	1.30E+01		U
Surface Water	Indicator	SW-3	25-Feb-14	Composite	Barium-140	2.94E-01	PCI/L	7.42E+00	15	U
Surface Water	Indicator	SW-3	25-Feb-14	Composite	Beryllium-7	-2.46E+01	PCI/L	3.14E+01		U
Surface Water	Indicator	SW-3	25-Feb-14	Composite	Cerium-141	-6.77E-01	PCI/L	6.58E+00		U
Surface Water	Indicator	SW-3	25-Feb-14	Composite	Cerium-144	6.20E+00	PCI/L	2.70E+01		U
Surface Water	Indicator	SW-3	25-Feb-14	Composite	Cesium-134	2.30E+00	PCI/L	5.50E+00	15	U
Surface Water	Indicator	SW-3	25-Feb-14	Composite	Cesium-137	6.53E-01	PCI/L	4.96E+00	18	U
Surface Water	Indicator	SW-3	25-Feb-14	Composite	Chromium-51	2.25E+01	PCI/L	4.53E+01		U
Surface Water	Indicator	SW-3	25-Feb-14	Composite	Cobalt-57	7.17E-01	PCI/L	3.26E+00		U
Surface Water	Indicator	SW-3	25-Feb-14	Composite	Cobalt-58	-3.76E-02	PCI/L	5.01E+00	15	U
Surface Water	Indicator	SW-3	25-Feb-14	Composite	Cobalt-60	-2.46E+00	PCI/L	5.15E+00	15	U
Surface Water	Indicator	SW-3	25-Feb-14	Composite	Iodine-131	-3.29E+00	PCI/L	6.36E+00		U
Surface Water	Indicator	SW-3	25-Feb-14	Composite	Iron-59	4.39E+00	PCI/L	1.05E+01	30	U
Surface Water	Indicator	SW-3	25-Feb-14	Composite	Lanthanum-140	2.94E-01	PCI/L	7.42E+00	15	U
Surface Water	Indicator	SW-3	25-Feb-14	Composite	Manganese-54	7.19E-01	PCI/L	4.74E+00	15	U
Surface Water	Indicator	SW-3	25-Feb-14	Composite	Niobium-95	2.20E+00	PCI/L	5.13E+00	15	U
Surface Water	Indicator	SW-3	25-Feb-14	Composite	Potassium-40	-3.86E+00	PCI/L	7.27E+01		U
Surface Water	Indicator	SW-3	25-Feb-14	Composite	Ruthenium-103	-2.16E-01	PCI/L	4.30E+00		U
Surface Water	Indicator	SW-3	25-Feb-14	Composite	Ruthenium-106	1.82E+01	PCI/L	4.62E+01		U
Surface Water	Indicator	SW-3	25-Feb-14	Composite	Selenium-75	1.92E+00	PCI/L	5.79E+00		U
Surface Water	Indicator	SW-3	25-Feb-14	Composite	Silver-108m	-4.14E-01	PCI/L	3.90E+00		U
Surface Water	Indicator	SW-3	25-Feb-14	Composite	Silver-110m	1.46E+00	PCI/L	4.91E+00		U
Surface Water	Indicator	SW-3	25-Feb-14	Composite	Strontium-89	-1.02E+00	PCI/L	2.38E+00	10	U
Surface Water	Indicator	SW-3	25-Feb-14	Composite	Strontium-90	-2.04E-01	PCI/L	1.88E+00	2	U
Surface Water	Indicator	SW-3	25-Feb-14	Composite	Thorium-228	1.08E-01	PCI/L	8.33E+00		U
Surface Water	Indicator	SW-3	25-Feb-14	Composite	Zinc-65	3.94E+00	PCI/L	9.97E+00	30	U
Surface Water	Indicator	SW-3	25-Feb-14	Composite	Zirconium-95	-3.70E+00	PCI/L	6.51E+00	15	U
Surface Water	Control	SW-2	25-Mar-14	Composite	Actinium-228	-9.58E-01	PCI/L	1.62E+01		U
Surface Water	Control	SW-2	25-Mar-14	Composite	Antimony-124	7.92E-03	PCI/L	8.43E+00		U
Surface Water	Control	SW-2	25-Mar-14	Composite	Antimony-125	-1.87E+00	PCI/L	1.13E+01		U
Surface Water	Control	SW-2	25-Mar-14	Composite	Barium-140	8.96E-01	PCI/L	5.43E+00	15	U
Surface Water	Control	SW-2	25-Mar-14	Composite	Beryllium-7	-1.50E+00	PCI/L	3.09E+01		U
Surface Water	Control	SW-2	25-Mar-14	Composite	Cerium-141	3.94E-01	PCI/L	6.73E+00		U
Surface Water	Control	SW-2	25-Mar-14	Composite	Cerium-144	4.03E+00	PCI/L	2.85E+01		U
Surface Water	Control	SW-2	25-Mar-14	Composite	Cesium-134	1.17E+00	PCI/L	3.97E+00	15	U
Surface Water	Control	SW-2	25-Mar-14	Composite	Cesium-137	1.93E+00	PCI/L	4.43E+00	18	U
Surface Water	Control	SW-2	25-Mar-14	Composite	Chromium-51	7.21E+00	PCI/L	3.75E+01		U
Surface Water	Control	SW-2	25-Mar-14	Composite	Cobalt-57	2.54E-01	PCI/L	3.73E+00		U
Surface Water	Control	SW-2	25-Mar-14	Composite	Cobalt-58	-1.75E+00	PCI/L	3.20E+00	15	U
Surface Water	Control	SW-2	25-Mar-14	Composite	Cobalt-60	-4.39E-01	PCI/L	3.65E+00	15	U
Surface Water	Control	SW-2	25-Mar-14	Composite	Iodine-131	-1.26E+00	PCI/L	4.46E+00		U
Surface Water	Control	SW-2	25-Mar-14	Composite	Iron-59	3.77E-01	PCI/L	7.13E+00	30	U
Surface Water	Control	SW-2	25-Mar-14	Composite	Lanthanum-140	8.96E-01	PCI/L	5.43E+00	15	U
Surface Water	Control	SW-2	25-Mar-14	Composite	Manganese-54	-3.14E-01	PCI/L	3.81E+00	15	U
Surface Water	Control	SW-2	25-Mar-14	Composite	Niobium-95	9.75E-03	PCI/L	3.95E+00	15	U
Surface Water	Control	SW-2	25-Mar-14	Composite	Potassium-40	8.21E-01	PCI/L	5.47E+01		U
Surface Water	Control	SW-2	25-Mar-14	Composite	Ruthenium-103	5.03E-01	PCI/L	3.52E+00		U

Fermi 2 - 2014
Annual Radiological Environmental Operating Report
Appendix C - Environmental Data Table

Medium	Location Category	Location ID	Date	Sample Type	Parameter	Result	Units	MDA	LLD	Lab Qualifier
Surface Water	Control	SW-2	25-Mar-14	Composite	Ruthenium-106	2.27E-01	PCI/L	3.18E+01		U
Surface Water	Control	SW-2	25-Mar-14	Composite	Selenium-75	-9.65E-01	PCI/L	5.08E+00		U
Surface Water	Control	SW-2	25-Mar-14	Composite	Silver-108m	-9.01E-01	PCI/L	3.23E+00		U
Surface Water	Control	SW-2	25-Mar-14	Composite	Silver-110m	-2.88E-01	PCI/L	3.78E+00		U
Surface Water	Control	SW-2	25-Mar-14	Composite	Strontium-89	-9.81E-01	PCI/L	2.18E+00	10	U
Surface Water	Control	SW-2	25-Mar-14	Composite	Strontium-90	-1.11E+00	PCI/L	1.79E+00	2	U
Surface Water	Control	SW-2	25-Mar-14	Composite	Thorium-228	1.51E+00	PCI/L	9.06E+00		U
Surface Water	Control	SW-2	25-Mar-14	Composite	Tritium	2.57E+02	PCI/L	3.88E+02	500	U
Surface Water	Control	SW-2	25-Mar-14	Composite	Zinc-65	-4.22E-01	PCI/L	5.90E+00	30	U
Surface Water	Control	SW-2	25-Mar-14	Composite	Zirconium-95	-1.12E+00	PCI/L	5.68E+00	15	U
Surface Water	Indicator	SW-3	25-Mar-14	Composite	Actinium-228	-1.20E+01	PCI/L	1.18E+01		U
Surface Water	Indicator	SW-3	25-Mar-14	Composite	Antimony-124	-1.85E+00	PCI/L	8.76E+00		U
Surface Water	Indicator	SW-3	25-Mar-14	Composite	Antimony-125	-4.49E-01	PCI/L	9.06E+00		U
Surface Water	Indicator	SW-3	25-Mar-14	Composite	Barium-140	2.34E-01	PCI/L	4.95E+00	15	U
Surface Water	Indicator	SW-3	25-Mar-14	Composite	Beryllium-7	-4.91E+00	PCI/L	3.07E+01		U
Surface Water	Indicator	SW-3	25-Mar-14	Composite	Cerium-141	-9.49E-01	PCI/L	5.05E+00		U
Surface Water	Indicator	SW-3	25-Mar-14	Composite	Cerium-144	1.23E+00	PCI/L	1.98E+01		U
Surface Water	Indicator	SW-3	25-Mar-14	Composite	Cesium-134	-2.12E-01	PCI/L	3.72E+00	15	U
Surface Water	Indicator	SW-3	25-Mar-14	Composite	Cesium-137	-1.24E-01	PCI/L	3.73E+00	18	U
Surface Water	Indicator	SW-3	25-Mar-14	Composite	Chromium-51	-1.32E+00	PCI/L	2.78E+01		U
Surface Water	Indicator	SW-3	25-Mar-14	Composite	Cobalt-57	9.64E-01	PCI/L	2.55E+00		U
Surface Water	Indicator	SW-3	25-Mar-14	Composite	Cobalt-58	7.65E-01	PCI/L	3.95E+00	15	U
Surface Water	Indicator	SW-3	25-Mar-14	Composite	Cobalt-60	-7.10E-02	PCI/L	4.40E+00	15	U
Surface Water	Indicator	SW-3	25-Mar-14	Composite	Iodine-131	6.27E-01	PCI/L	4.39E+00		U
Surface Water	Indicator	SW-3	25-Mar-14	Composite	Iron-59	-1.75E+00	PCI/L	7.07E+00	30	U
Surface Water	Indicator	SW-3	25-Mar-14	Composite	Lanthanum-140	2.34E-01	PCI/L	4.95E+00	15	U
Surface Water	Indicator	SW-3	25-Mar-14	Composite	Manganese-54	1.02E+00	PCI/L	4.08E+00	15	U
Surface Water	Indicator	SW-3	25-Mar-14	Composite	Niobium-95	-1.22E+00	PCI/L	3.29E+00	15	U
Surface Water	Indicator	SW-3	25-Mar-14	Composite	Potassium-40	3.81E+01	PCI/L	3.50E+01		UI
Surface Water	Indicator	SW-3	25-Mar-14	Composite	Ruthenium-103	1.26E+00	PCI/L	3.16E+00		U
Surface Water	Indicator	SW-3	25-Mar-14	Composite	Ruthenium-106	9.15E+00	PCI/L	3.33E+01		U
Surface Water	Indicator	SW-3	25-Mar-14	Composite	Selenium-75	5.25E-01	PCI/L	4.41E+00		U
Surface Water	Indicator	SW-3	25-Mar-14	Composite	Silver-108m	3.74E-01	PCI/L	2.98E+00		U
Surface Water	Indicator	SW-3	25-Mar-14	Composite	Silver-110m	4.26E-01	PCI/L	3.31E+00		U
Surface Water	Indicator	SW-3	25-Mar-14	Composite	Strontium-89	-1.47E+00	PCI/L	2.26E+00	10	U
Surface Water	Indicator	SW-3	25-Mar-14	Composite	Strontium-90	-4.49E-01	PCI/L	1.53E+00	2	U
Surface Water	Indicator	SW-3	25-Mar-14	Composite	Thorium-228	1.27E-01	PCI/L	6.69E+00		U
Surface Water	Indicator	SW-3	25-Mar-14	Composite	Tritium	6.38E+01	PCI/L	3.85E+02	500	U
Surface Water	Indicator	SW-3	25-Mar-14	Composite	Zinc-65	1.50E+00	PCI/L	8.14E+00	30	U
Surface Water	Indicator	SW-3	25-Mar-14	Composite	Zirconium-95	-4.64E-03	PCI/L	6.82E+00	15	U
Surface Water	Control	SW-2	28-Apr-14	Composite	Actinium-228	4.42E+00	PCI/L	2.21E+01		U
Surface Water	Control	SW-2	28-Apr-14	Composite	Antimony-124	2.15E+00	PCI/L	1.09E+01		U
Surface Water	Control	SW-2	28-Apr-14	Composite	Antimony-125	-4.96E+00	PCI/L	1.13E+01		U
Surface Water	Control	SW-2	28-Apr-14	Composite	Barium-140	1.09E+00	PCI/L	6.35E+00	15	U
Surface Water	Control	SW-2	28-Apr-14	Composite	Beryllium-7	-8.69E+00	PCI/L	3.90E+01		U
Surface Water	Control	SW-2	28-Apr-14	Composite	Cerium-141	2.17E+00	PCI/L	8.55E+00		U
Surface Water	Control	SW-2	28-Apr-14	Composite	Cerium-144	-1.19E+01	PCI/L	3.30E+01		U
Surface Water	Control	SW-2	28-Apr-14	Composite	Cesium-134	3.84E-01	PCI/L	4.76E+00	15	U
Surface Water	Control	SW-2	28-Apr-14	Composite	Cesium-137	1.59E+00	PCI/L	5.21E+00	18	U
Surface Water	Control	SW-2	28-Apr-14	Composite	Chromium-51	7.93E+00	PCI/L	4.02E+01		U
Surface Water	Control	SW-2	28-Apr-14	Composite	Cobalt-57	1.58E+00	PCI/L	4.73E+00		U
Surface Water	Control	SW-2	28-Apr-14	Composite	Cobalt-58	-1.30E-01	PCI/L	4.33E+00	15	U

Fermi 2 - 2014
Annual Radiological Environmental Operating Report
Appendix C - Environmental Data Table

Medium	Location Category	Location ID	Date	Sample Type	Parameter	Result	Units	MDA	LLD	Lab Qualifier
Surface Water	Control	SW-2	28-Apr-14	Composite	Cobalt-60	2.25E+00	PCI/L	5.90E+00	15	U
Surface Water	Control	SW-2	28-Apr-14	Composite	Iodine-131	2.59E+00	PCI/L	6.53E+00		U
Surface Water	Control	SW-2	28-Apr-14	Composite	Iron-59	-3.69E+00	PCI/L	9.16E+00	30	U
Surface Water	Control	SW-2	28-Apr-14	Composite	Lanthanum-140	1.09E+00	PCI/L	6.35E+00	15	U
Surface Water	Control	SW-2	28-Apr-14	Composite	Manganese-54	1.08E+00	PCI/L	5.12E+00	15	U
Surface Water	Control	SW-2	28-Apr-14	Composite	Niobium-95	-1.12E+00	PCI/L	4.61E+00	15	U
Surface Water	Control	SW-2	28-Apr-14	Composite	Potassium-40	-5.23E+01	PCI/L	5.24E+01		U
Surface Water	Control	SW-2	28-Apr-14	Composite	Ruthenium-103	1.23E-01	PCI/L	4.98E+00		U
Surface Water	Control	SW-2	28-Apr-14	Composite	Ruthenium-106	1.94E+01	PCI/L	3.47E+01		U
Surface Water	Control	SW-2	28-Apr-14	Composite	Selenium-75	1.60E+00	PCI/L	6.48E+00		U
Surface Water	Control	SW-2	28-Apr-14	Composite	Silver-108m	-9.50E-01	PCI/L	3.92E+00		U
Surface Water	Control	SW-2	28-Apr-14	Composite	Silver-110m	-2.84E+00	PCI/L	3.83E+00		U
Surface Water	Control	SW-2	28-Apr-14	Composite	Strontium-89	-8.20E-02	PCI/L	2.29E+00	10	U
Surface Water	Control	SW-2	28-Apr-14	Composite	Strontium-90	-5.20E-01	PCI/L	1.69E+00	2	U
Surface Water	Control	SW-2	28-Apr-14	Composite	Thorium-228	-1.54E+00	PCI/L	1.01E+01		U
Surface Water	Control	SW-2	28-Apr-14	Composite	Zinc-65	9.46E-02	PCI/L	1.24E+01	30	U
Surface Water	Control	SW-2	28-Apr-14	Composite	Zirconium-95	2.60E+00	PCI/L	8.07E+00	15	U
Surface Water	Indicator	SW-3	28-Apr-14	Composite	Actinium-228	5.06E+00	PCI/L	1.57E+01		U
Surface Water	Indicator	SW-3	28-Apr-14	Composite	Antimony-124	1.02E+00	PCI/L	8.41E+00		U
Surface Water	Indicator	SW-3	28-Apr-14	Composite	Antimony-125	4.32E+00	PCI/L	1.07E+01		U
Surface Water	Indicator	SW-3	28-Apr-14	Composite	Barium-140	5.83E-02	PCI/L	6.14E+00	15	U
Surface Water	Indicator	SW-3	28-Apr-14	Composite	Beryllium-7	-7.85E+00	PCI/L	3.08E+01		U
Surface Water	Indicator	SW-3	28-Apr-14	Composite	Cerium-141	3.24E+00	PCI/L	5.89E+00		U
Surface Water	Indicator	SW-3	28-Apr-14	Composite	Cerium-144	1.39E+01	PCI/L	2.60E+01		U
Surface Water	Indicator	SW-3	28-Apr-14	Composite	Cesium-134	3.18E-01	PCI/L	4.32E+00	15	U
Surface Water	Indicator	SW-3	28-Apr-14	Composite	Cesium-137	-4.29E-01	PCI/L	3.72E+00	18	U
Surface Water	Indicator	SW-3	28-Apr-14	Composite	Chromium-51	-1.06E+00	PCI/L	3.11E+01		U
Surface Water	Indicator	SW-3	28-Apr-14	Composite	Cobalt-57	1.93E-01	PCI/L	3.11E+00		U
Surface Water	Indicator	SW-3	28-Apr-14	Composite	Cobalt-58	-7.70E-01	PCI/L	3.62E+00	15	U
Surface Water	Indicator	SW-3	28-Apr-14	Composite	Cobalt-60	1.79E+00	PCI/L	4.41E+00	15	U
Surface Water	Indicator	SW-3	28-Apr-14	Composite	Iodine-131	1.07E+00	PCI/L	4.77E+00		U
Surface Water	Indicator	SW-3	28-Apr-14	Composite	Iron-59	-1.29E+00	PCI/L	6.62E+00	30	U
Surface Water	Indicator	SW-3	28-Apr-14	Composite	Lanthanum-140	5.83E-02	PCI/L	6.14E+00	15	U
Surface Water	Indicator	SW-3	28-Apr-14	Composite	Manganese-54	7.52E-01	PCI/L	3.74E+00	15	U
Surface Water	Indicator	SW-3	28-Apr-14	Composite	Niobium-95	-1.74E+00	PCI/L	3.32E+00	15	U
Surface Water	Indicator	SW-3	28-Apr-14	Composite	Potassium-40	1.77E+01	PCI/L	3.95E+01		U
Surface Water	Indicator	SW-3	28-Apr-14	Composite	Ruthenium-103	-8.66E-01	PCI/L	4.02E+00		U
Surface Water	Indicator	SW-3	28-Apr-14	Composite	Ruthenium-106	-9.71E+00	PCI/L	3.13E+01		U
Surface Water	Indicator	SW-3	28-Apr-14	Composite	Selenium-75	2.73E-01	PCI/L	5.03E+00		U
Surface Water	Indicator	SW-3	28-Apr-14	Composite	Silver-108m	-9.55E-01	PCI/L	3.19E+00		U
Surface Water	Indicator	SW-3	28-Apr-14	Composite	Silver-110m	2.04E+00	PCI/L	3.51E+00		U
Surface Water	Indicator	SW-3	28-Apr-14	Composite	Strontium-89	-2.05E+00	PCI/L	1.94E+00	10	U
Surface Water	Indicator	SW-3	28-Apr-14	Composite	Strontium-90	-9.85E-01	PCI/L	1.69E+00	2	U
Surface Water	Indicator	SW-3	28-Apr-14	Composite	Thorium-228	1.33E+00	PCI/L	8.28E+00		U
Surface Water	Indicator	SW-3	28-Apr-14	Composite	Zinc-65	-1.82E+00	PCI/L	7.51E+00	30	U
Surface Water	Indicator	SW-3	28-Apr-14	Composite	Zirconium-95	-1.09E-01	PCI/L	6.56E+00	15	U
Surface Water	Control	SW-2	27-May-14	Composite	Actinium-228	8.91E+00	PCI/L	9.74E+00		U
Surface Water	Control	SW-2	27-May-14	Composite	Antimony-124	-5.48E-01	PCI/L	4.48E+00		U
Surface Water	Control	SW-2	27-May-14	Composite	Antimony-125	2.11E+00	PCI/L	5.90E+00		U
Surface Water	Control	SW-2	27-May-14	Composite	Barium-140	-7.08E-01	PCI/L	3.19E+00	15	U
Surface Water	Control	SW-2	27-May-14	Composite	Beryllium-7	-2.56E+00	PCI/L	1.84E+01		U
Surface Water	Control	SW-2	27-May-14	Composite	Cerium-141	4.16E-01	PCI/L	3.60E+00		U

Fermi 2 - 2014
Annual Radiological Environmental Operating Report
Appendix C - Environmental Data Table

Medium	Location Category	Location ID	Date	Sample Type	Parameter	Result	Units	MDA	LLD	Lab Qualifier
Surface Water	Control	SW-2	27-May-14	Composite	Cerium-144	3.77E+00	PCI/L	1.37E+01		U
Surface Water	Control	SW-2	27-May-14	Composite	Cesium-134	4.79E-01	PCI/L	2.39E+00	15	U
Surface Water	Control	SW-2	27-May-14	Composite	Cesium-137	7.35E-01	PCI/L	2.10E+00	18	U
Surface Water	Control	SW-2	27-May-14	Composite	Chromium-51	-6.77E+00	PCI/L	1.91E+01		U
Surface Water	Control	SW-2	27-May-14	Composite	Cobalt-57	-3.63E-01	PCI/L	1.74E+00		U
Surface Water	Control	SW-2	27-May-14	Composite	Cobalt-58	-6.65E-01	PCI/L	2.08E+00	15	U
Surface Water	Control	SW-2	27-May-14	Composite	Cobalt-60	1.17E+00	PCI/L	2.10E+00	15	U
Surface Water	Control	SW-2	27-May-14	Composite	Iodine-131	6.46E-01	PCI/L	3.95E+00		U
Surface Water	Control	SW-2	27-May-14	Composite	Iron-59	2.83E+00	PCI/L	4.45E+00	30	U
Surface Water	Control	SW-2	27-May-14	Composite	Lanthanum-140	-7.08E-01	PCI/L	3.19E+00	15	U
Surface Water	Control	SW-2	27-May-14	Composite	Manganese-54	-3.26E-01	PCI/L	2.00E+00	15	U
Surface Water	Control	SW-2	27-May-14	Composite	Niobium-95	-1.08E+00	PCI/L	2.41E+00	15	U
Surface Water	Control	SW-2	27-May-14	Composite	Potassium-40	-1.89E+01	PCI/L	3.19E+01		U
Surface Water	Control	SW-2	27-May-14	Composite	Ruthenium-103	-1.69E+00	PCI/L	2.21E+00		U
Surface Water	Control	SW-2	27-May-14	Composite	Ruthenium-106	-3.27E+00	PCI/L	1.84E+01		U
Surface Water	Control	SW-2	27-May-14	Composite	Selenium-75	-2.21E-01	PCI/L	2.74E+00		U
Surface Water	Control	SW-2	27-May-14	Composite	Silver-108m	2.79E-01	PCI/L	1.90E+00		U
Surface Water	Control	SW-2	27-May-14	Composite	Silver-110m	-1.32E-01	PCI/L	1.94E+00		U
Surface Water	Control	SW-2	27-May-14	Composite	Strontium-89	-2.27E+00	PCI/L	2.13E+00	10	U
Surface Water	Control	SW-2	27-May-14	Composite	Strontium-90	-9.12E-01	PCI/L	1.74E+00	2	U
Surface Water	Control	SW-2	27-May-14	Composite	Thorium-228	2.32E+00	PCI/L	4.23E+00		U
Surface Water	Control	SW-2	27-May-14	Composite	Zinc-65	4.12E+00	PCI/L	5.03E+00	30	U
Surface Water	Control	SW-2	27-May-14	Composite	Zirconium-95	-3.02E-01	PCI/L	3.97E+00	15	U
Surface Water	Indicator	SW-3	27-May-14	Composite	Actinium-228	-3.87E+00	PCI/L	7.67E+00		U
Surface Water	Indicator	SW-3	27-May-14	Composite	Antimony-124	1.07E+00	PCI/L	4.60E+00		U
Surface Water	Indicator	SW-3	27-May-14	Composite	Antimony-125	-1.94E+00	PCI/L	4.69E+00		U
Surface Water	Indicator	SW-3	27-May-14	Composite	Barium-140	1.66E+00	PCI/L	3.33E+00	15	U
Surface Water	Indicator	SW-3	27-May-14	Composite	Beryllium-7	-9.91E+00	PCI/L	1.57E+01		U
Surface Water	Indicator	SW-3	27-May-14	Composite	Cerium-141	-1.97E+00	PCI/L	3.13E+00		U
Surface Water	Indicator	SW-3	27-May-14	Composite	Cerium-144	1.96E+00	PCI/L	1.15E+01		U
Surface Water	Indicator	SW-3	27-May-14	Composite	Cesium-134	8.82E-01	PCI/L	2.05E+00	15	U
Surface Water	Indicator	SW-3	27-May-14	Composite	Cesium-137	-4.77E-01	PCI/L	1.83E+00	18	U
Surface Water	Indicator	SW-3	27-May-14	Composite	Chromium-51	-6.45E+00	PCI/L	1.72E+01		U
Surface Water	Indicator	SW-3	27-May-14	Composite	Cobalt-57	-8.53E-02	PCI/L	1.54E+00		U
Surface Water	Indicator	SW-3	27-May-14	Composite	Cobalt-58	4.81E-01	PCI/L	1.82E+00	15	U
Surface Water	Indicator	SW-3	27-May-14	Composite	Cobalt-60	-1.57E+00	PCI/L	1.72E+00	15	U
Surface Water	Indicator	SW-3	27-May-14	Composite	Iodine-131	-7.15E-01	PCI/L	3.38E+00		U
Surface Water	Indicator	SW-3	27-May-14	Composite	Iron-59	-2.71E+00	PCI/L	3.58E+00	30	U
Surface Water	Indicator	SW-3	27-May-14	Composite	Lanthanum-140	1.66E+00	PCI/L	3.33E+00	15	U
Surface Water	Indicator	SW-3	27-May-14	Composite	Manganese-54	-1.18E+00	PCI/L	1.83E+00	15	U
Surface Water	Indicator	SW-3	27-May-14	Composite	Niobium-95	2.15E+00	PCI/L	1.91E+00	15	UI
Surface Water	Indicator	SW-3	27-May-14	Composite	Potassium-40	-1.88E+01	PCI/L	2.57E+01		U
Surface Water	Indicator	SW-3	27-May-14	Composite	Ruthenium-103	1.37E-01	PCI/L	2.00E+00		U
Surface Water	Indicator	SW-3	27-May-14	Composite	Ruthenium-106	-5.16E+00	PCI/L	1.75E+01		U
Surface Water	Indicator	SW-3	27-May-14	Composite	Selenium-75	-3.88E-01	PCI/L	2.40E+00		U
Surface Water	Indicator	SW-3	27-May-14	Composite	Silver-108m	6.44E-01	PCI/L	1.67E+00		U
Surface Water	Indicator	SW-3	27-May-14	Composite	Silver-110m	3.34E-01	PCI/L	1.75E+00		U
Surface Water	Indicator	SW-3	27-May-14	Composite	Strontium-89	1.24E-01	PCI/L	2.14E+00	10	U
Surface Water	Indicator	SW-3	27-May-14	Composite	Strontium-90	7.80E-02	PCI/L	1.72E+00	2	U
Surface Water	Indicator	SW-3	27-May-14	Composite	Thorium-228	4.73E+00	PCI/L	3.09E+00		U
Surface Water	Indicator	SW-3	27-May-14	Composite	Zinc-65	1.06E+00	PCI/L	3.55E+00	30	U
Surface Water	Indicator	SW-3	27-May-14	Composite	Zirconium-95	-5.99E-01	PCI/L	3.51E+00	15	U

Fermi 2 - 2014
Annual Radiological Environmental Operating Report
Appendix C - Environmental Data Table

Medium	Location Category	Location ID	Date	Sample Type	Parameter	Result	Units	MDA	LLD	Lab Qualifier
Surface Water	Control	SW-2	24-Jun-14	Composite	Actinium-228	-9.20E+00	PCI/L	1.99E+01		U
Surface Water	Control	SW-2	24-Jun-14	Composite	Antimony-124	-4.35E+00	PCI/L	9.28E+00		U
Surface Water	Control	SW-2	24-Jun-14	Composite	Antimony-125	4.70E+00	PCI/L	1.49E+01		U
Surface Water	Control	SW-2	24-Jun-14	Composite	Barium-140	5.86E-02	PCI/L	6.36E+00	15	U
Surface Water	Control	SW-2	24-Jun-14	Composite	Beryllium-7	2.20E+01	PCI/L	3.33E+01		U
Surface Water	Control	SW-2	24-Jun-14	Composite	Cerium-141	-3.20E+00	PCI/L	8.68E+00		U
Surface Water	Control	SW-2	24-Jun-14	Composite	Cerium-144	5.78E+00	PCI/L	3.47E+01		U
Surface Water	Control	SW-2	24-Jun-14	Composite	Cesium-134	3.08E+00	PCI/L	6.03E+00	15	U
Surface Water	Control	SW-2	24-Jun-14	Composite	Cesium-137	-6.40E-01	PCI/L	5.67E+00	18	U
Surface Water	Control	SW-2	24-Jun-14	Composite	Chromium-51	1.54E+01	PCI/L	4.18E+01		U
Surface Water	Control	SW-2	24-Jun-14	Composite	Cobalt-57	2.12E+00	PCI/L	4.90E+00		U
Surface Water	Control	SW-2	24-Jun-14	Composite	Cobalt-58	-8.72E-01	PCI/L	4.77E+00	15	U
Surface Water	Control	SW-2	24-Jun-14	Composite	Cobalt-60	-5.04E-01	PCI/L	3.93E+00	15	U
Surface Water	Control	SW-2	24-Jun-14	Composite	Iodine-131	5.13E+00	PCI/L	7.01E+00		U
Surface Water	Control	SW-2	24-Jun-14	Composite	Iron-59	-5.87E+00	PCI/L	9.43E+00	30	U
Surface Water	Control	SW-2	24-Jun-14	Composite	Lanthanum-140	5.86E-02	PCI/L	6.36E+00	15	U
Surface Water	Control	SW-2	24-Jun-14	Composite	Manganese-54	2.61E-01	PCI/L	4.78E+00	15	U
Surface Water	Control	SW-2	24-Jun-14	Composite	Niobium-95	3.37E+00	PCI/L	5.72E+00	15	U
Surface Water	Control	SW-2	24-Jun-14	Composite	Potassium-40	-2.33E+00	PCI/L	7.03E+01		U
Surface Water	Control	SW-2	24-Jun-14	Composite	Ruthenium-103	-4.18E-02	PCI/L	4.36E+00		U
Surface Water	Control	SW-2	24-Jun-14	Composite	Ruthenium-106	-6.40E-01	PCI/L	4.01E+01		U
Surface Water	Control	SW-2	24-Jun-14	Composite	Selenium-75	5.07E-02	PCI/L	5.70E+00		U
Surface Water	Control	SW-2	24-Jun-14	Composite	Silver-108m	-3.18E+00	PCI/L	4.03E+00		U
Surface Water	Control	SW-2	24-Jun-14	Composite	Silver-110m	-4.59E-01	PCI/L	4.79E+00		U
Surface Water	Control	SW-2	24-Jun-14	Composite	Strontium-89	-1.19E+00	PCI/L	3.67E+00	10	U
Surface Water	Control	SW-2	24-Jun-14	Composite	Strontium-90	-4.14E-01	PCI/L	1.83E+00	2	U
Surface Water	Control	SW-2	24-Jun-14	Composite	Thorium-228	3.90E+00	PCI/L	1.19E+01		U
Surface Water	Control	SW-2	24-Jun-14	Composite	Tritium	1.12E+01	PCI/L	4.17E+02	500	U
Surface Water	Control	SW-2	24-Jun-14	Composite	Zinc-65	1.05E+00	PCI/L	1.20E+01	30	U
Surface Water	Control	SW-2	24-Jun-14	Composite	Zirconium-95	2.80E+00	PCI/L	9.27E+00	15	U
Surface Water	Indicator	SW-3	24-Jun-14	Composite	Actinium-228	-7.67E+00	PCI/L	2.05E+01		U
Surface Water	Indicator	SW-3	24-Jun-14	Composite	Antimony-124	-1.02E-01	PCI/L	1.06E+01		U
Surface Water	Indicator	SW-3	24-Jun-14	Composite	Antimony-125	-1.76E+00	PCI/L	1.27E+01		U
Surface Water	Indicator	SW-3	24-Jun-14	Composite	Barium-140	4.90E+00	PCI/L	9.17E+00	15	U
Surface Water	Indicator	SW-3	24-Jun-14	Composite	Beryllium-7	-3.00E+00	PCI/L	3.51E+01		U
Surface Water	Indicator	SW-3	24-Jun-14	Composite	Cerium-141	2.28E+00	PCI/L	8.22E+00		U
Surface Water	Indicator	SW-3	24-Jun-14	Composite	Cerium-144	9.76E-01	PCI/L	3.16E+01		U
Surface Water	Indicator	SW-3	24-Jun-14	Composite	Cesium-134	-9.68E-02	PCI/L	4.82E+00	15	U
Surface Water	Indicator	SW-3	24-Jun-14	Composite	Cesium-137	-7.02E-01	PCI/L	4.99E+00	18	U
Surface Water	Indicator	SW-3	24-Jun-14	Composite	Chromium-51	-4.73E+00	PCI/L	4.06E+01		U
Surface Water	Indicator	SW-3	24-Jun-14	Composite	Cobalt-57	-2.28E+00	PCI/L	4.15E+00		U
Surface Water	Indicator	SW-3	24-Jun-14	Composite	Cobalt-58	-1.70E-01	PCI/L	4.01E+00	15	U
Surface Water	Indicator	SW-3	24-Jun-14	Composite	Cobalt-60	-5.48E-01	PCI/L	4.00E+00	15	U
Surface Water	Indicator	SW-3	24-Jun-14	Composite	Iodine-131	-1.22E+00	PCI/L	6.29E+00		U
Surface Water	Indicator	SW-3	24-Jun-14	Composite	Iron-59	-1.54E+00	PCI/L	8.19E+00	30	U
Surface Water	Indicator	SW-3	24-Jun-14	Composite	Lanthanum-140	4.90E+00	PCI/L	9.17E+00	15	U
Surface Water	Indicator	SW-3	24-Jun-14	Composite	Manganese-54	1.74E+00	PCI/L	5.43E+00	15	U
Surface Water	Indicator	SW-3	24-Jun-14	Composite	Niobium-95	2.24E-02	PCI/L	4.19E+00	15	U
Surface Water	Indicator	SW-3	24-Jun-14	Composite	Potassium-40	2.92E+01	PCI/L	3.76E+01		U
Surface Water	Indicator	SW-3	24-Jun-14	Composite	Ruthenium-103	1.46E+00	PCI/L	5.11E+00		U
Surface Water	Indicator	SW-3	24-Jun-14	Composite	Ruthenium-106	6.93E+00	PCI/L	4.65E+01		U
Surface Water	Indicator	SW-3	24-Jun-14	Composite	Selenium-75	-3.72E+00	PCI/L	5.81E+00		U

Fermi 2 - 2014
Annual Radiological Environmental Operating Report
Appendix C - Environmental Data Table

Medium	Location Category	Location ID	Date	Sample Type	Parameter	Result	Units	MDA	LLD	Lab Qualifier
Surface Water	Indicator	SW-3	24-Jun-14	Composite	Silver-108m	9.76E-01	PCI/L	4.02E+00		U
Surface Water	Indicator	SW-3	24-Jun-14	Composite	Silver-110m	-1.14E+00	PCI/L	4.17E+00		U
Surface Water	Indicator	SW-3	24-Jun-14	Composite	Strontium-89	-8.86E-01	PCI/L	3.88E+00	10	U
Surface Water	Indicator	SW-3	24-Jun-14	Composite	Strontium-90	9.11E-01	PCI/L	1.71E+00	2	U
Surface Water	Indicator	SW-3	24-Jun-14	Composite	Thorium-228	-5.07E+00	PCI/L	8.16E+00		U
Surface Water	Indicator	SW-3	24-Jun-14	Composite	Tritium	1.93E+01	PCI/L	4.23E+02	500	U
Surface Water	Indicator	SW-3	24-Jun-14	Composite	Zinc-65	2.84E+00	PCI/L	9.62E+00	30	U
Surface Water	Indicator	SW-3	24-Jun-14	Composite	Zirconium-95	-4.24E-01	PCI/L	8.44E+00	15	U
Surface Water	Control	SW-2	29-Jul-14	Composite	Actinium-228	4.92E+00	PCI/L	1.95E+01		U
Surface Water	Control	SW-2	29-Jul-14	Composite	Antimony-124	7.25E-01	PCI/L	9.22E+00		U
Surface Water	Control	SW-2	29-Jul-14	Composite	Antimony-125	-1.30E+00	PCI/L	1.07E+01		U
Surface Water	Control	SW-2	29-Jul-14	Composite	Barium-140	4.37E-01	PCI/L	4.65E+00	15	U
Surface Water	Control	SW-2	29-Jul-14	Composite	Beryllium-7	2.91E+00	PCI/L	3.51E+01		U
Surface Water	Control	SW-2	29-Jul-14	Composite	Cerium-141	-4.19E+00	PCI/L	6.47E+00		U
Surface Water	Control	SW-2	29-Jul-14	Composite	Cerium-144	-1.17E+01	PCI/L	2.38E+01		U
Surface Water	Control	SW-2	29-Jul-14	Composite	Cesium-134	1.07E+00	PCI/L	4.60E+00	15	U
Surface Water	Control	SW-2	29-Jul-14	Composite	Cesium-137	-8.35E-01	PCI/L	3.44E+00	18	U
Surface Water	Control	SW-2	29-Jul-14	Composite	Chromium-51	-1.74E+01	PCI/L	3.22E+01		U
Surface Water	Control	SW-2	29-Jul-14	Composite	Cobalt-57	-5.05E-01	PCI/L	3.51E+00		U
Surface Water	Control	SW-2	29-Jul-14	Composite	Cobalt-58	1.02E+00	PCI/L	4.26E+00	15	U
Surface Water	Control	SW-2	29-Jul-14	Composite	Cobalt-60	3.84E-02	PCI/L	3.71E+00	15	U
Surface Water	Control	SW-2	29-Jul-14	Composite	Iodine-131	1.95E+00	PCI/L	5.34E+00		U
Surface Water	Control	SW-2	29-Jul-14	Composite	Iron-59	3.65E+00	PCI/L	7.24E+00	30	U
Surface Water	Control	SW-2	29-Jul-14	Composite	Lanthanum-140	4.37E-01	PCI/L	4.65E+00	15	U
Surface Water	Control	SW-2	29-Jul-14	Composite	Manganese-54	-6.90E-01	PCI/L	3.25E+00	15	U
Surface Water	Control	SW-2	29-Jul-14	Composite	Niobium-95	-1.16E+00	PCI/L	4.07E+00	15	U
Surface Water	Control	SW-2	29-Jul-14	Composite	Potassium-40	3.23E+01	PCI/L	4.96E+01		U
Surface Water	Control	SW-2	29-Jul-14	Composite	Ruthenium-103	-2.57E-01	PCI/L	3.72E+00		U
Surface Water	Control	SW-2	29-Jul-14	Composite	Ruthenium-106	9.94E+00	PCI/L	3.73E+01		U
Surface Water	Control	SW-2	29-Jul-14	Composite	Selenium-75	-1.29E+00	PCI/L	4.71E+00		U
Surface Water	Control	SW-2	29-Jul-14	Composite	Silver-108m	4.74E+00	PCI/L	4.16E+00		UI
Surface Water	Control	SW-2	29-Jul-14	Composite	Silver-110m	2.70E+00	PCI/L	4.26E+00		U
Surface Water	Control	SW-2	29-Jul-14	Composite	Strontium-89	-2.78E-01	PCI/L	3.20E+00	10	U
Surface Water	Control	SW-2	29-Jul-14	Composite	Strontium-90	-5.76E-01	PCI/L	1.86E+00	2	U
Surface Water	Control	SW-2	29-Jul-14	Composite	Thorium-228	3.37E+00	PCI/L	9.96E+00		U
Surface Water	Control	SW-2	29-Jul-14	Composite	Zinc-65	-1.33E+00	PCI/L	9.40E+00	30	U
Surface Water	Control	SW-2	29-Jul-14	Composite	Zirconium-95	1.20E+00	PCI/L	6.87E+00	15	U
Surface Water	Indicator	SW-3	29-Jul-14	Composite	Actinium-228	4.74E+00	PCI/L	2.09E+01		U
Surface Water	Indicator	SW-3	29-Jul-14	Composite	Antimony-124	9.23E-01	PCI/L	8.19E+00		U
Surface Water	Indicator	SW-3	29-Jul-14	Composite	Antimony-125	1.66E+00	PCI/L	1.23E+01		U
Surface Water	Indicator	SW-3	29-Jul-14	Composite	Barium-140	1.10E+00	PCI/L	7.12E+00	15	U
Surface Water	Indicator	SW-3	29-Jul-14	Composite	Beryllium-7	-7.99E+00	PCI/L	2.93E+01		U
Surface Water	Indicator	SW-3	29-Jul-14	Composite	Cerium-141	1.49E+00	PCI/L	7.43E+00		U
Surface Water	Indicator	SW-3	29-Jul-14	Composite	Cerium-144	-4.75E+00	PCI/L	2.99E+01		U
Surface Water	Indicator	SW-3	29-Jul-14	Composite	Cesium-134	-1.74E+00	PCI/L	4.41E+00	15	U
Surface Water	Indicator	SW-3	29-Jul-14	Composite	Cesium-137	-1.23E+00	PCI/L	4.24E+00	18	U
Surface Water	Indicator	SW-3	29-Jul-14	Composite	Chromium-51	-9.29E+00	PCI/L	3.95E+01		U
Surface Water	Indicator	SW-3	29-Jul-14	Composite	Cobalt-57	2.04E+00	PCI/L	3.98E+00		U
Surface Water	Indicator	SW-3	29-Jul-14	Composite	Cobalt-58	-2.29E+00	PCI/L	3.83E+00	15	U
Surface Water	Indicator	SW-3	29-Jul-14	Composite	Cobalt-60	1.14E-01	PCI/L	4.46E+00	15	U
Surface Water	Indicator	SW-3	29-Jul-14	Composite	Iodine-131	-1.52E+00	PCI/L	5.23E+00		U
Surface Water	Indicator	SW-3	29-Jul-14	Composite	Iron-59	-1.86E+00	PCI/L	6.54E+00	30	U

Fermi 2 - 2014
Annual Radiological Environmental Operating Report
Appendix C - Environmental Data Table

Medium	Location Category	Location ID	Date	Sample Type	Parameter	Result	Units	MDA	LLD	Lab Qualifier
Surface Water	Indicator	SW-3	29-Jul-14	Composite	Lanthanum-140	1.10E+00	PCI/L	7.12E+00	15	U
Surface Water	Indicator	SW-3	29-Jul-14	Composite	Manganese-54	1.23E+00	PCI/L	3.90E+00	15	U
Surface Water	Indicator	SW-3	29-Jul-14	Composite	Niobium-95	3.11E-01	PCI/L	3.66E+00	15	U
Surface Water	Indicator	SW-3	29-Jul-14	Composite	Potassium-40	-2.18E+01	PCI/L	6.55E+01		U
Surface Water	Indicator	SW-3	29-Jul-14	Composite	Ruthenium-103	1.79E-01	PCI/L	3.95E+00		U
Surface Water	Indicator	SW-3	29-Jul-14	Composite	Ruthenium-106	1.86E+00	PCI/L	3.89E+01		U
Surface Water	Indicator	SW-3	29-Jul-14	Composite	Selenium-75	9.86E-01	PCI/L	6.20E+00		U
Surface Water	Indicator	SW-3	29-Jul-14	Composite	Silver-108m	1.41E-03	PCI/L	3.77E+00		U
Surface Water	Indicator	SW-3	29-Jul-14	Composite	Silver-110m	-8.62E-01	PCI/L	4.11E+00		U
Surface Water	Indicator	SW-3	29-Jul-14	Composite	Strontium-89	1.45E+00	PCI/L	3.13E+00	10	U
Surface Water	Indicator	SW-3	29-Jul-14	Composite	Strontium-90	-9.73E-01	PCI/L	1.86E+00	2	U
Surface Water	Indicator	SW-3	29-Jul-14	Composite	Thorium-228	9.04E-01	PCI/L	9.46E+00		U
Surface Water	Indicator	SW-3	29-Jul-14	Composite	Zinc-65	-2.42E+00	PCI/L	9.00E+00	30	U
Surface Water	Indicator	SW-3	29-Jul-14	Composite	Zirconium-95	1.19E+00	PCI/L	7.36E+00	15	U
Surface Water	Control	SW-2	26-Aug-14	Composite	Actinium-228	1.67E+00	PCI/L	8.31E+00		U
Surface Water	Control	SW-2	26-Aug-14	Composite	Antimony-124	8.52E-01	PCI/L	4.79E+00		U
Surface Water	Control	SW-2	26-Aug-14	Composite	Antimony-125	1.72E+00	PCI/L	5.05E+00		U
Surface Water	Control	SW-2	26-Aug-14	Composite	Barium-140	-4.84E-01	PCI/L	3.55E+00	15	U
Surface Water	Control	SW-2	26-Aug-14	Composite	Beryllium-7	5.65E+00	PCI/L	1.70E+01		U
Surface Water	Control	SW-2	26-Aug-14	Composite	Cerium-141	-4.43E-01	PCI/L	3.57E+00		U
Surface Water	Control	SW-2	26-Aug-14	Composite	Cerium-144	-7.80E+00	PCI/L	1.31E+01		U
Surface Water	Control	SW-2	26-Aug-14	Composite	Cesium-134	9.71E-01	PCI/L	2.03E+00	15	U
Surface Water	Control	SW-2	26-Aug-14	Composite	Cesium-137	-1.07E-01	PCI/L	1.73E+00	18	U
Surface Water	Control	SW-2	26-Aug-14	Composite	Chromium-51	-2.89E+00	PCI/L	1.74E+01		U
Surface Water	Control	SW-2	26-Aug-14	Composite	Cobalt-57	-6.72E-01	PCI/L	1.66E+00		U
Surface Water	Control	SW-2	26-Aug-14	Composite	Cobalt-58	2.45E-01	PCI/L	1.70E+00	15	U
Surface Water	Control	SW-2	26-Aug-14	Composite	Cobalt-60	3.71E-01	PCI/L	1.83E+00	15	U
Surface Water	Control	SW-2	26-Aug-14	Composite	Iodine-131	-3.58E-01	PCI/L	3.75E+00		U
Surface Water	Control	SW-2	26-Aug-14	Composite	Iron-59	5.30E-02	PCI/L	3.77E+00	30	U
Surface Water	Control	SW-2	26-Aug-14	Composite	Lanthanum-140	-4.84E-01	PCI/L	3.55E+00	15	U
Surface Water	Control	SW-2	26-Aug-14	Composite	Manganese-54	-6.52E-02	PCI/L	1.75E+00	15	U
Surface Water	Control	SW-2	26-Aug-14	Composite	Niobium-95	-2.24E-01	PCI/L	1.87E+00	15	U
Surface Water	Control	SW-2	26-Aug-14	Composite	Potassium-40	-4.35E+00	PCI/L	2.47E+01		U
Surface Water	Control	SW-2	26-Aug-14	Composite	Ruthenium-103	-4.25E-01	PCI/L	1.87E+00		U
Surface Water	Control	SW-2	26-Aug-14	Composite	Ruthenium-106	-1.77E+00	PCI/L	1.51E+01		U
Surface Water	Control	SW-2	26-Aug-14	Composite	Selenium-75	-8.73E-01	PCI/L	2.47E+00		U
Surface Water	Control	SW-2	26-Aug-14	Composite	Silver-108m	-1.22E-01	PCI/L	1.63E+00		U
Surface Water	Control	SW-2	26-Aug-14	Composite	Silver-110m	2.69E-01	PCI/L	1.69E+00		U
Surface Water	Control	SW-2	26-Aug-14	Composite	Strontium-89	-6.09E-01	PCI/L	2.40E+00	10	U
Surface Water	Control	SW-2	26-Aug-14	Composite	Strontium-90	-4.30E-01	PCI/L	1.71E+00	2	U
Surface Water	Control	SW-2	26-Aug-14	Composite	Thorium-228	3.15E+00	PCI/L	3.99E+00		U
Surface Water	Control	SW-2	26-Aug-14	Composite	Zinc-65	-1.58E-02	PCI/L	3.88E+00	30	U
Surface Water	Control	SW-2	26-Aug-14	Composite	Zirconium-95	-9.22E-01	PCI/L	3.33E+00	15	U
Surface Water	Indicator	SW-3	26-Aug-14	Composite	Actinium-228	1.03E+01	PCI/L	1.08E+01		U
Surface Water	Indicator	SW-3	26-Aug-14	Composite	Antimony-124	-2.68E-01	PCI/L	5.47E+00		U
Surface Water	Indicator	SW-3	26-Aug-14	Composite	Antimony-125	-4.67E-01	PCI/L	6.33E+00		U
Surface Water	Indicator	SW-3	26-Aug-14	Composite	Barium-140	-1.89E+00	PCI/L	4.05E+00	15	U
Surface Water	Indicator	SW-3	26-Aug-14	Composite	Beryllium-7	2.15E+00	PCI/L	2.12E+01		U
Surface Water	Indicator	SW-3	26-Aug-14	Composite	Cerium-141	2.39E+00	PCI/L	4.02E+00		U
Surface Water	Indicator	SW-3	26-Aug-14	Composite	Cerium-144	-1.77E+00	PCI/L	1.35E+01		U
Surface Water	Indicator	SW-3	26-Aug-14	Composite	Cesium-134	6.29E-01	PCI/L	2.89E+00	15	U
Surface Water	Indicator	SW-3	26-Aug-14	Composite	Cesium-137	1.49E+00	PCI/L	2.71E+00	18	U

Fermi 2 - 2014
Annual Radiological Environmental Operating Report
Appendix C - Environmental Data Table

Medium	Location Category	Location ID	Date	Sample Type	Parameter	Result	Units	MDA	LLD	Lab Qualifier
Surface Water	Indicator	SW-3	26-Aug-14	Composite	Chromium-51	-4.78E+00	PCI/L	2.22E+01		U
Surface Water	Indicator	SW-3	26-Aug-14	Composite	Cobalt-57	-1.43E+00	PCI/L	1.75E+00		U
Surface Water	Indicator	SW-3	26-Aug-14	Composite	Cobalt-58	6.76E-01	PCI/L	2.58E+00	15	U
Surface Water	Indicator	SW-3	26-Aug-14	Composite	Cobalt-60	-5.45E-01	PCI/L	2.71E+00	15	U
Surface Water	Indicator	SW-3	26-Aug-14	Composite	Iodine-131	-5.99E-01	PCI/L	4.62E+00		U
Surface Water	Indicator	SW-3	26-Aug-14	Composite	Iron-59	9.56E-01	PCI/L	5.32E+00	30	U
Surface Water	Indicator	SW-3	26-Aug-14	Composite	Lanthanum-140	-1.89E+00	PCI/L	4.05E+00	15	U
Surface Water	Indicator	SW-3	26-Aug-14	Composite	Manganese-54	5.72E-01	PCI/L	2.39E+00	15	U
Surface Water	Indicator	SW-3	26-Aug-14	Composite	Niobium-95	1.19E+00	PCI/L	2.75E+00	15	U
Surface Water	Indicator	SW-3	26-Aug-14	Composite	Potassium-40	2.55E+01	PCI/L	3.20E+01		U
Surface Water	Indicator	SW-3	26-Aug-14	Composite	Ruthenium-103	-3.41E-01	PCI/L	2.52E+00		U
Surface Water	Indicator	SW-3	26-Aug-14	Composite	Ruthenium-106	-3.83E+00	PCI/L	2.19E+01		U
Surface Water	Indicator	SW-3	26-Aug-14	Composite	Selenium-75	8.32E-01	PCI/L	3.07E+00		U
Surface Water	Indicator	SW-3	26-Aug-14	Composite	Silver-108m	-5.79E-02	PCI/L	2.09E+00		U
Surface Water	Indicator	SW-3	26-Aug-14	Composite	Silver-110m	-4.42E-01	PCI/L	2.39E+00		U
Surface Water	Indicator	SW-3	26-Aug-14	Composite	Strontium-89	5.14E-01	PCI/L	3.19E+00	10	U
Surface Water	Indicator	SW-3	26-Aug-14	Composite	Strontium-90	-3.96E-01	PCI/L	1.81E+00	2	U
Surface Water	Indicator	SW-3	26-Aug-14	Composite	Thorium-228	3.63E+00	PCI/L	4.92E+00		U
Surface Water	Indicator	SW-3	26-Aug-14	Composite	Zinc-65	-1.34E+00	PCI/L	5.27E+00	30	U
Surface Water	Indicator	SW-3	26-Aug-14	Composite	Zirconium-95	1.94E-01	PCI/L	4.56E+00	15	U
Surface Water	Control	SW-2	30-Sep-14	Composite	Actinium-228	4.21E+00	PCI/L	2.52E+01		U
Surface Water	Control	SW-2	30-Sep-14	Composite	Antimony-124	-1.70E+00	PCI/L	9.80E+00		U
Surface Water	Control	SW-2	30-Sep-14	Composite	Antimony-125	2.58E+00	PCI/L	1.47E+01		U
Surface Water	Control	SW-2	30-Sep-14	Composite	Barium-140	-1.86E+00	PCI/L	8.30E+00	15	U
Surface Water	Control	SW-2	30-Sep-14	Composite	Beryllium-7	1.93E+01	PCI/L	4.27E+01		U
Surface Water	Control	SW-2	30-Sep-14	Composite	Cerium-141	-4.66E-01	PCI/L	8.97E+00		U
Surface Water	Control	SW-2	30-Sep-14	Composite	Cerium-144	-1.14E+01	PCI/L	3.35E+01		U
Surface Water	Control	SW-2	30-Sep-14	Composite	Cesium-134	1.11E+00	PCI/L	6.79E+00	15	U
Surface Water	Control	SW-2	30-Sep-14	Composite	Cesium-137	3.46E+00	PCI/L	6.26E+00	18	U
Surface Water	Control	SW-2	30-Sep-14	Composite	Chromium-51	-1.43E+01	PCI/L	4.53E+01		U
Surface Water	Control	SW-2	30-Sep-14	Composite	Cobalt-57	4.36E-01	PCI/L	4.48E+00		U
Surface Water	Control	SW-2	30-Sep-14	Composite	Cobalt-58	-1.20E+00	PCI/L	4.54E+00	15	U
Surface Water	Control	SW-2	30-Sep-14	Composite	Cobalt-60	1.23E+00	PCI/L	6.32E+00	15	U
Surface Water	Control	SW-2	30-Sep-14	Composite	Iodine-131	-1.17E+00	PCI/L	7.84E+00		U
Surface Water	Control	SW-2	30-Sep-14	Composite	Iron-59	2.09E+00	PCI/L	1.13E+01	30	U
Surface Water	Control	SW-2	30-Sep-14	Composite	Lanthanum-140	-1.86E+00	PCI/L	8.30E+00	15	U
Surface Water	Control	SW-2	30-Sep-14	Composite	Manganese-54	-1.84E+00	PCI/L	4.84E+00	15	U
Surface Water	Control	SW-2	30-Sep-14	Composite	Niobium-95	-2.39E+00	PCI/L	4.83E+00	15	U
Surface Water	Control	SW-2	30-Sep-14	Composite	Potassium-40	2.44E+01	PCI/L	3.86E+01		U
Surface Water	Control	SW-2	30-Sep-14	Composite	Ruthenium-103	2.17E-01	PCI/L	5.50E+00		U
Surface Water	Control	SW-2	30-Sep-14	Composite	Ruthenium-106	3.81E-01	PCI/L	4.28E+01		U
Surface Water	Control	SW-2	30-Sep-14	Composite	Selenium-75	-3.92E-01	PCI/L	7.34E+00		U
Surface Water	Control	SW-2	30-Sep-14	Composite	Silver-108m	-1.76E+00	PCI/L	4.43E+00		U
Surface Water	Control	SW-2	30-Sep-14	Composite	Silver-110m	-1.14E+00	PCI/L	5.02E+00		U
Surface Water	Control	SW-2	30-Sep-14	Composite	Strontium-89	-1.52E+00	PCI/L	2.70E+00	10	U
Surface Water	Control	SW-2	30-Sep-14	Composite	Strontium-90	-1.56E-01	PCI/L	1.71E+00	2	U
Surface Water	Control	SW-2	30-Sep-14	Composite	Thorium-228	-2.26E+00	PCI/L	1.05E+01		U
Surface Water	Control	SW-2	30-Sep-14	Composite	Tritium	1.02E+02	PCI/L	3.70E+02	500	U
Surface Water	Control	SW-2	30-Sep-14	Composite	Zinc-65	1.20E+00	PCI/L	9.75E+00	30	U
Surface Water	Control	SW-2	30-Sep-14	Composite	Zirconium-95	2.46E+00	PCI/L	9.83E+00	15	U
Surface Water	Indicator	SW-3	30-Sep-14	Composite	Actinium-228	1.72E+00	PCI/L	1.86E+01		U
Surface Water	Indicator	SW-3	30-Sep-14	Composite	Antimony-124	-9.48E-02	PCI/L	7.14E+00		U

Fermi 2 - 2014
Annual Radiological Environmental Operating Report
Appendix C - Environmental Data Table

Medium	Location Category	Location ID	Date	Sample Type	Parameter	Result	Units	MDA	LLD	Lab Qualifier
Surface Water	Indicator	SW-3	30-Sep-14	Composite	Antimony-125	1.11E+00	PCI/L	1.14E+01		U
Surface Water	Indicator	SW-3	30-Sep-14	Composite	Barium-140	-3.03E-01	PCI/L	8.42E+00	15	U
Surface Water	Indicator	SW-3	30-Sep-14	Composite	Beryllium-7	-2.16E+00	PCI/L	4.13E+01		U
Surface Water	Indicator	SW-3	30-Sep-14	Composite	Cerium-141	8.68E+00	PCI/L	8.51E+00		UI
Surface Water	Indicator	SW-3	30-Sep-14	Composite	Cerium-144	-4.66E+00	PCI/L	3.40E+01		U
Surface Water	Indicator	SW-3	30-Sep-14	Composite	Cesium-134	-9.64E-01	PCI/L	4.18E+00	15	U
Surface Water	Indicator	SW-3	30-Sep-14	Composite	Cesium-137	2.00E-01	PCI/L	5.17E+00	18	U
Surface Water	Indicator	SW-3	30-Sep-14	Composite	Chromium-51	1.24E+01	PCI/L	4.75E+01		U
Surface Water	Indicator	SW-3	30-Sep-14	Composite	Cobalt-57	9.39E-01	PCI/L	4.51E+00		U
Surface Water	Indicator	SW-3	30-Sep-14	Composite	Cobalt-58	6.79E-01	PCI/L	4.52E+00	15	U
Surface Water	Indicator	SW-3	30-Sep-14	Composite	Cobalt-60	1.60E-02	PCI/L	4.58E+00	15	U
Surface Water	Indicator	SW-3	30-Sep-14	Composite	Iodine-131	1.34E+00	PCI/L	7.65E+00		U
Surface Water	Indicator	SW-3	30-Sep-14	Composite	Iron-59	-4.04E-01	PCI/L	7.44E+00	30	U
Surface Water	Indicator	SW-3	30-Sep-14	Composite	Lanthanum-140	-3.03E-01	PCI/L	8.42E+00	15	U
Surface Water	Indicator	SW-3	30-Sep-14	Composite	Manganese-54	-2.93E+00	PCI/L	2.94E+00	15	U
Surface Water	Indicator	SW-3	30-Sep-14	Composite	Niobium-95	-1.86E+00	PCI/L	5.11E+00	15	U
Surface Water	Indicator	SW-3	30-Sep-14	Composite	Potassium-40	5.64E+00	PCI/L	6.41E+01		U
Surface Water	Indicator	SW-3	30-Sep-14	Composite	Ruthenium-103	-6.76E-01	PCI/L	4.78E+00		U
Surface Water	Indicator	SW-3	30-Sep-14	Composite	Ruthenium-106	-2.01E+01	PCI/L	3.88E+01		U
Surface Water	Indicator	SW-3	30-Sep-14	Composite	Selenium-75	-3.93E-01	PCI/L	6.39E+00		U
Surface Water	Indicator	SW-3	30-Sep-14	Composite	Silver-108m	1.74E+00	PCI/L	4.35E+00		U
Surface Water	Indicator	SW-3	30-Sep-14	Composite	Silver-110m	4.63E-01	PCI/L	4.85E+00		U
Surface Water	Indicator	SW-3	30-Sep-14	Composite	Strontium-89	-3.25E+00	PCI/L	3.28E+00	10	U
Surface Water	Indicator	SW-3	30-Sep-14	Composite	Strontium-90	1.05E+00	PCI/L	1.69E+00	2	U
Surface Water	Indicator	SW-3	30-Sep-14	Composite	Thorium-228	6.40E-01	PCI/L	1.15E+01		U
Surface Water	Indicator	SW-3	30-Sep-14	Composite	Tritium	2.93E+01	PCI/L	3.68E+02	500	U
Surface Water	Indicator	SW-3	30-Sep-14	Composite	Zinc-65	-3.63E+00	PCI/L	6.74E+00	30	U
Surface Water	Indicator	SW-3	30-Sep-14	Composite	Zirconium-95	8.93E-01	PCI/L	6.65E+00	15	U
Surface Water	Control	SW-2	28-Oct-14	Composite	Actinium-228	8.02E-02	PCI/L	9.00E+00		U
Surface Water	Control	SW-2	28-Oct-14	Composite	Antimony-124	1.26E+00	PCI/L	4.87E+00		U
Surface Water	Control	SW-2	28-Oct-14	Composite	Antimony-125	1.03E+00	PCI/L	5.49E+00		U
Surface Water	Control	SW-2	28-Oct-14	Composite	Barium-140	-3.43E-01	PCI/L	3.48E+00	15	U
Surface Water	Control	SW-2	28-Oct-14	Composite	Beryllium-7	-3.19E+00	PCI/L	1.72E+01		U
Surface Water	Control	SW-2	28-Oct-14	Composite	Cerium-141	2.05E+00	PCI/L	4.03E+00		U
Surface Water	Control	SW-2	28-Oct-14	Composite	Cerium-144	8.16E-01	PCI/L	1.44E+01		U
Surface Water	Control	SW-2	28-Oct-14	Composite	Cesium-134	6.96E-01	PCI/L	2.18E+00	15	U
Surface Water	Control	SW-2	28-Oct-14	Composite	Cesium-137	7.18E-02	PCI/L	1.89E+00	18	U
Surface Water	Control	SW-2	28-Oct-14	Composite	Chromium-51	5.19E+00	PCI/L	2.04E+01		U
Surface Water	Control	SW-2	28-Oct-14	Composite	Cobalt-57	-8.75E-01	PCI/L	1.86E+00		U
Surface Water	Control	SW-2	28-Oct-14	Composite	Cobalt-58	-4.01E-01	PCI/L	1.93E+00	15	U
Surface Water	Control	SW-2	28-Oct-14	Composite	Cobalt-60	-6.41E-01	PCI/L	1.95E+00	15	U
Surface Water	Control	SW-2	28-Oct-14	Composite	Iodine-131	-3.31E+00	PCI/L	4.02E+00		U
Surface Water	Control	SW-2	28-Oct-14	Composite	Iron-59	-2.71E+00	PCI/L	3.83E+00	30	U
Surface Water	Control	SW-2	28-Oct-14	Composite	Lanthanum-140	-3.43E-01	PCI/L	3.48E+00	15	U
Surface Water	Control	SW-2	28-Oct-14	Composite	Manganese-54	1.51E-01	PCI/L	1.94E+00	15	U
Surface Water	Control	SW-2	28-Oct-14	Composite	Niobium-95	1.16E+00	PCI/L	2.18E+00	15	U
Surface Water	Control	SW-2	28-Oct-14	Composite	Potassium-40	-1.45E+01	PCI/L	2.91E+01		U
Surface Water	Control	SW-2	28-Oct-14	Composite	Ruthenium-103	-2.01E-01	PCI/L	2.26E+00		U
Surface Water	Control	SW-2	28-Oct-14	Composite	Ruthenium-106	-2.35E+00	PCI/L	1.66E+01		U
Surface Water	Control	SW-2	28-Oct-14	Composite	Selenium-75	2.72E-01	PCI/L	2.75E+00		U
Surface Water	Control	SW-2	28-Oct-14	Composite	Silver-108m	1.47E-01	PCI/L	1.77E+00		U
Surface Water	Control	SW-2	28-Oct-14	Composite	Silver-110m	-8.00E-01	PCI/L	1.68E+00		U

Fermi 2 - 2014
Annual Radiological Environmental Operating Report
Appendix C - Environmental Data Table

Medium	Location Category	Location ID	Date	Sample Type	Parameter	Result	Units	MDA	LLD	Lab Qualifier
Surface Water	Control	SW-2	28-Oct-14	Composite	Strontium-89	-3.44E+00	PCI/L	2.72E+00	10	U
Surface Water	Control	SW-2	28-Oct-14	Composite	Strontium-90	-3.40E-01	PCI/L	1.87E+00	2	U
Surface Water	Control	SW-2	28-Oct-14	Composite	Thorium-228	5.14E-02	PCI/L	5.01E+00		U
Surface Water	Control	SW-2	28-Oct-14	Composite	Zinc-65	-2.22E-01	PCI/L	4.00E+00	30	U
Surface Water	Control	SW-2	28-Oct-14	Composite	Zirconium-95	1.25E+00	PCI/L	3.60E+00	15	U
Surface Water	Indicator	SW-3	28-Oct-14	Composite	Actinium-228	1.87E+00	PCI/L	7.58E+00		U
Surface Water	Indicator	SW-3	28-Oct-14	Composite	Antimony-124	1.31E-01	PCI/L	3.78E+00		U
Surface Water	Indicator	SW-3	28-Oct-14	Composite	Antimony-125	-4.12E-01	PCI/L	4.60E+00		U
Surface Water	Indicator	SW-3	28-Oct-14	Composite	Barium-140	-1.35E+00	PCI/L	2.78E+00	15	U
Surface Water	Indicator	SW-3	28-Oct-14	Composite	Beryllium-7	3.64E+00	PCI/L	1.50E+01		U
Surface Water	Indicator	SW-3	28-Oct-14	Composite	Cerium-141	3.13E-02	PCI/L	3.16E+00		U
Surface Water	Indicator	SW-3	28-Oct-14	Composite	Cerium-144	-3.86E+00	PCI/L	1.08E+01		U
Surface Water	Indicator	SW-3	28-Oct-14	Composite	Cesium-134	1.53E+00	PCI/L	1.70E+00	15	U
Surface Water	Indicator	SW-3	28-Oct-14	Composite	Cesium-137	-1.24E+00	PCI/L	2.15E+00	18	U
Surface Water	Indicator	SW-3	28-Oct-14	Composite	Chromium-51	6.54E+00	PCI/L	1.70E+01		U
Surface Water	Indicator	SW-3	28-Oct-14	Composite	Cobalt-57	-4.53E-01	PCI/L	1.50E+00		U
Surface Water	Indicator	SW-3	28-Oct-14	Composite	Cobalt-58	7.12E-01	PCI/L	1.65E+00	15	U
Surface Water	Indicator	SW-3	28-Oct-14	Composite	Cobalt-60	2.08E-02	PCI/L	1.56E+00	15	U
Surface Water	Indicator	SW-3	28-Oct-14	Composite	Iodine-131	1.24E+00	PCI/L	3.53E+00		U
Surface Water	Indicator	SW-3	28-Oct-14	Composite	Iron-59	8.45E-01	PCI/L	3.55E+00	30	U
Surface Water	Indicator	SW-3	28-Oct-14	Composite	Lanthanum-140	-1.35E+00	PCI/L	2.78E+00	15	U
Surface Water	Indicator	SW-3	28-Oct-14	Composite	Manganese-54	-7.98E-01	PCI/L	1.70E+00	15	U
Surface Water	Indicator	SW-3	28-Oct-14	Composite	Niobium-95	6.17E-01	PCI/L	1.77E+00	15	U
Surface Water	Indicator	SW-3	28-Oct-14	Composite	Potassium-40	-1.93E+00	PCI/L	2.23E+01		U
Surface Water	Indicator	SW-3	28-Oct-14	Composite	Ruthenium-103	-4.79E-02	PCI/L	1.79E+00		U
Surface Water	Indicator	SW-3	28-Oct-14	Composite	Ruthenium-106	-2.33E-01	PCI/L	1.49E+01		U
Surface Water	Indicator	SW-3	28-Oct-14	Composite	Selenium-75	9.90E-02	PCI/L	2.30E+00		U
Surface Water	Indicator	SW-3	28-Oct-14	Composite	Silver-108m	-9.18E-01	PCI/L	1.42E+00		U
Surface Water	Indicator	SW-3	28-Oct-14	Composite	Silver-110m	-4.51E+00	PCI/L	1.49E+00		U
Surface Water	Indicator	SW-3	28-Oct-14	Composite	Strontium-89	-2.38E+00	PCI/L	2.94E+00	10	U
Surface Water	Indicator	SW-3	28-Oct-14	Composite	Strontium-90	-2.77E-01	PCI/L	1.84E+00	2	U
Surface Water	Indicator	SW-3	28-Oct-14	Composite	Thorium-228	6.72E-01	PCI/L	3.75E+00		U
Surface Water	Indicator	SW-3	28-Oct-14	Composite	Zinc-65	1.47E+00	PCI/L	3.18E+00	30	U
Surface Water	Indicator	SW-3	28-Oct-14	Composite	Zirconium-95	-3.00E-01	PCI/L	2.85E+00	15	U
Surface Water	Control	SW-2	25-Nov-14	Composite	Actinium-228	1.43E+01	PCI/L	2.11E+01		U
Surface Water	Control	SW-2	25-Nov-14	Composite	Antimony-124	-2.81E+00	PCI/L	1.10E+01		U
Surface Water	Control	SW-2	25-Nov-14	Composite	Antimony-125	5.31E+00	PCI/L	1.38E+01		U
Surface Water	Control	SW-2	25-Nov-14	Composite	Barium-140	1.26E+00	PCI/L	9.53E+00	15	U
Surface Water	Control	SW-2	25-Nov-14	Composite	Beryllium-7	4.96E+00	PCI/L	4.14E+01		U
Surface Water	Control	SW-2	25-Nov-14	Composite	Cerium-141	2.41E+00	PCI/L	1.03E+01		U
Surface Water	Control	SW-2	25-Nov-14	Composite	Cerium-144	5.06E+00	PCI/L	3.78E+01		U
Surface Water	Control	SW-2	25-Nov-14	Composite	Cesium-134	-1.06E-01	PCI/L	6.12E+00	15	U
Surface Water	Control	SW-2	25-Nov-14	Composite	Cesium-137	-5.76E-01	PCI/L	4.33E+00	18	U
Surface Water	Control	SW-2	25-Nov-14	Composite	Chromium-51	5.40E+00	PCI/L	5.23E+01		U
Surface Water	Control	SW-2	25-Nov-14	Composite	Cobalt-57	-1.95E-01	PCI/L	4.69E+00		U
Surface Water	Control	SW-2	25-Nov-14	Composite	Cobalt-58	-1.90E+00	PCI/L	4.66E+00	15	U
Surface Water	Control	SW-2	25-Nov-14	Composite	Cobalt-60	3.01E-01	PCI/L	4.81E+00	15	U
Surface Water	Control	SW-2	25-Nov-14	Composite	Iodine-131	-4.22E+00	PCI/L	1.05E+01		U
Surface Water	Control	SW-2	25-Nov-14	Composite	Iron-59	7.58E+00	PCI/L	1.22E+01	30	U
Surface Water	Control	SW-2	25-Nov-14	Composite	Lanthanum-140	1.26E+00	PCI/L	9.53E+00	15	U
Surface Water	Control	SW-2	25-Nov-14	Composite	Manganese-54	3.68E+00	PCI/L	5.67E+00	15	U
Surface Water	Control	SW-2	25-Nov-14	Composite	Niobium-95	-2.23E+00	PCI/L	4.84E+00	15	U

Fermi 2 - 2014
Annual Radiological Environmental Operating Report
Appendix C - Environmental Data Table

Medium	Location Category	Location ID	Date	Sample Type	Parameter	Result	Units	MDA	LLD	Lab Qualifier
Surface Water	Control	SW-2	25-Nov-14	Composite	Potassium-40	-2.25E+01	PCI/L	6.17E+01		U
Surface Water	Control	SW-2	25-Nov-14	Composite	Ruthenium-103	2.04E+00	PCI/L	6.37E+00		U
Surface Water	Control	SW-2	25-Nov-14	Composite	Ruthenium-106	1.10E+01	PCI/L	4.63E+01		U
Surface Water	Control	SW-2	25-Nov-14	Composite	Selenium-75	-2.80E+00	PCI/L	6.46E+00		U
Surface Water	Control	SW-2	25-Nov-14	Composite	Silver-108m	4.61E+00	PCI/L	4.76E+00		U
Surface Water	Control	SW-2	25-Nov-14	Composite	Silver-110m	8.77E-01	PCI/L	4.91E+00		U
Surface Water	Control	SW-2	25-Nov-14	Composite	Strontium-89	-7.15E-01	PCI/L	3.29E+00	10	U
Surface Water	Control	SW-2	25-Nov-14	Composite	Strontium-90	1.79E+00	PCI/L	1.84E+00	2	U
Surface Water	Control	SW-2	25-Nov-14	Composite	Thorium-228	1.88E+00	PCI/L	1.06E+01		U
Surface Water	Control	SW-2	25-Nov-14	Composite	Zinc-65	1.21E+00	PCI/L	1.05E+01	30	U
Surface Water	Control	SW-2	25-Nov-14	Composite	Zirconium-95	-1.27E+00	PCI/L	8.53E+00	15	U
Surface Water	Indicator	SW-3	25-Nov-14	Composite	Actinium-228	2.14E+00	PCI/L	2.21E+01		U
Surface Water	Indicator	SW-3	25-Nov-14	Composite	Antimony-124	1.22E-01	PCI/L	1.27E+01		U
Surface Water	Indicator	SW-3	25-Nov-14	Composite	Antimony-125	-2.43E+00	PCI/L	1.31E+01		U
Surface Water	Indicator	SW-3	25-Nov-14	Composite	Barium-140	-2.44E+00	PCI/L	8.73E+00	15	U
Surface Water	Indicator	SW-3	25-Nov-14	Composite	Beryllium-7	-1.09E+01	PCI/L	3.86E+01		U
Surface Water	Indicator	SW-3	25-Nov-14	Composite	Cerium-141	4.56E+00	PCI/L	1.04E+01		U
Surface Water	Indicator	SW-3	25-Nov-14	Composite	Cerium-144	1.94E+01	PCI/L	3.72E+01		U
Surface Water	Indicator	SW-3	25-Nov-14	Composite	Cesium-134	-4.30E+00	PCI/L	4.37E+00	15	U
Surface Water	Indicator	SW-3	25-Nov-14	Composite	Cesium-137	-7.42E-04	PCI/L	5.08E+00	18	U
Surface Water	Indicator	SW-3	25-Nov-14	Composite	Chromium-51	1.19E+01	PCI/L	5.21E+01		U
Surface Water	Indicator	SW-3	25-Nov-14	Composite	Cobalt-57	-1.72E-01	PCI/L	4.96E+00		U
Surface Water	Indicator	SW-3	25-Nov-14	Composite	Cobalt-58	4.83E-01	PCI/L	5.42E+00	15	U
Surface Water	Indicator	SW-3	25-Nov-14	Composite	Cobalt-60	9.55E-01	PCI/L	4.82E+00	15	U
Surface Water	Indicator	SW-3	25-Nov-14	Composite	Iodine-131	-9.78E-02	PCI/L	1.13E+01		U
Surface Water	Indicator	SW-3	25-Nov-14	Composite	Iron-59	1.20E+00	PCI/L	9.39E+00	30	U
Surface Water	Indicator	SW-3	25-Nov-14	Composite	Lanthanum-140	-2.44E+00	PCI/L	8.73E+00	15	U
Surface Water	Indicator	SW-3	25-Nov-14	Composite	Manganese-54	2.65E+00	PCI/L	5.04E+00	15	U
Surface Water	Indicator	SW-3	25-Nov-14	Composite	Niobium-95	1.25E+00	PCI/L	5.66E+00	15	U
Surface Water	Indicator	SW-3	25-Nov-14	Composite	Potassium-40	-2.14E+01	PCI/L	5.59E+01		U
Surface Water	Indicator	SW-3	25-Nov-14	Composite	Ruthenium-103	-2.18E+00	PCI/L	5.51E+00		U
Surface Water	Indicator	SW-3	25-Nov-14	Composite	Ruthenium-106	9.32E+00	PCI/L	4.53E+01		U
Surface Water	Indicator	SW-3	25-Nov-14	Composite	Selenium-75	-3.07E+00	PCI/L	6.49E+00		U
Surface Water	Indicator	SW-3	25-Nov-14	Composite	Silver-108m	1.48E+00	PCI/L	5.03E+00		U
Surface Water	Indicator	SW-3	25-Nov-14	Composite	Silver-110m	-1.17E+00	PCI/L	4.33E+00		U
Surface Water	Indicator	SW-3	25-Nov-14	Composite	Strontium-89	-1.18E+00	PCI/L	4.12E+00	10	U
Surface Water	Indicator	SW-3	25-Nov-14	Composite	Strontium-90	-1.36E+00	PCI/L	1.83E+00	2	U
Surface Water	Indicator	SW-3	25-Nov-14	Composite	Thorium-228	-1.20E+00	PCI/L	1.04E+01		U
Surface Water	Indicator	SW-3	25-Nov-14	Composite	Zinc-65	-2.63E+00	PCI/L	8.59E+00	30	U
Surface Water	Indicator	SW-3	25-Nov-14	Composite	Zirconium-95	4.21E+00	PCI/L	1.04E+01	15	U
Surface Water	Control	SW-2	29-Dec-14	Composite	Actinium-228	-1.52E+00	PCI/L	1.98E+01		U
Surface Water	Control	SW-2	29-Dec-14	Composite	Antimony-124	1.67E+00	PCI/L	1.46E+01		U
Surface Water	Control	SW-2	29-Dec-14	Composite	Antimony-125	-7.05E+00	PCI/L	1.20E+01		U
Surface Water	Control	SW-2	29-Dec-14	Composite	Barium-140	4.53E-01	PCI/L	6.23E+00	15	U
Surface Water	Control	SW-2	29-Dec-14	Composite	Beryllium-7	-4.63E+00	PCI/L	3.71E+01		U
Surface Water	Control	SW-2	29-Dec-14	Composite	Cerium-141	5.22E+00	PCI/L	8.78E+00		U
Surface Water	Control	SW-2	29-Dec-14	Composite	Cerium-144	-2.51E+00	PCI/L	3.40E+01		U
Surface Water	Control	SW-2	29-Dec-14	Composite	Cesium-134	-1.92E+00	PCI/L	4.96E+00	15	U
Surface Water	Control	SW-2	29-Dec-14	Composite	Cesium-137	-1.91E-02	PCI/L	5.21E+00	18	U
Surface Water	Control	SW-2	29-Dec-14	Composite	Chromium-51	-2.23E+01	PCI/L	3.67E+01		U
Surface Water	Control	SW-2	29-Dec-14	Composite	Cobalt-57	1.11E+00	PCI/L	5.13E+00		U
Surface Water	Control	SW-2	29-Dec-14	Composite	Cobalt-58	-5.43E-01	PCI/L	3.47E+00	15	U

Fermi 2 - 2014
Annual Radiological Environmental Operating Report
Appendix C - Environmental Data Table

Medium	Location Category	Location ID	Date	Sample Type	Parameter	Result	Units	MDA	LLD	Lab Qualifier
Surface Water	Control	SW-2	29-Dec-14	Composite	Cobalt-60	-2.47E+00	PCI/L	4.80E+00	15	U
Surface Water	Control	SW-2	29-Dec-14	Composite	Iodine-131	7.85E-01	PCI/L	6.71E+00		U
Surface Water	Control	SW-2	29-Dec-14	Composite	Iron-59	-3.36E+00	PCI/L	7.74E+00	30	U
Surface Water	Control	SW-2	29-Dec-14	Composite	Lanthanum-140	4.53E-01	PCI/L	6.23E+00	15	U
Surface Water	Control	SW-2	29-Dec-14	Composite	Manganese-54	2.16E+00	PCI/L	5.52E+00	15	U
Surface Water	Control	SW-2	29-Dec-14	Composite	Niobium-95	-3.28E-01	PCI/L	4.56E+00	15	U
Surface Water	Control	SW-2	29-Dec-14	Composite	Potassium-40	1.10E+00	PCI/L	6.55E+01		U
Surface Water	Control	SW-2	29-Dec-14	Composite	Ruthenium-103	-3.13E+00	PCI/L	4.81E+00		U
Surface Water	Control	SW-2	29-Dec-14	Composite	Ruthenium-106	6.23E+00	PCI/L	4.37E+01		U
Surface Water	Control	SW-2	29-Dec-14	Composite	Selenium-75	3.92E+00	PCI/L	6.93E+00		U
Surface Water	Control	SW-2	29-Dec-14	Composite	Silver-108m	-6.13E-01	PCI/L	4.48E+00		U
Surface Water	Control	SW-2	29-Dec-14	Composite	Silver-110m	-1.77E+00	PCI/L	4.19E+00		U
Surface Water	Control	SW-2	29-Dec-14	Composite	Strontium-89	5.40E-01	PCI/L	1.76E+00	10	U
Surface Water	Control	SW-2	29-Dec-14	Composite	Strontium-90	-6.11E-01	PCI/L	1.78E+00	2	U
Surface Water	Control	SW-2	29-Dec-14	Composite	Thorium-228	2.00E+00	PCI/L	9.81E+00		U
Surface Water	Control	SW-2	29-Dec-14	Composite	Tritium	5.17E+01	PCI/L	4.00E+02	500	U
Surface Water	Control	SW-2	29-Dec-14	Composite	Zinc-65	1.84E+00	PCI/L	1.18E+01	30	U
Surface Water	Control	SW-2	29-Dec-14	Composite	Zirconium-95	2.28E+00	PCI/L	9.11E+00	15	U
Surface Water	Indicator	SW-3	29-Dec-14	Composite	Actinium-228	9.38E+00	PCI/L	1.22E+01		U
Surface Water	Indicator	SW-3	29-Dec-14	Composite	Antimony-124	4.22E+00	PCI/L	1.39E+01		U
Surface Water	Indicator	SW-3	29-Dec-14	Composite	Antimony-125	9.93E-01	PCI/L	1.34E+01		U
Surface Water	Indicator	SW-3	29-Dec-14	Composite	Barium-140	-1.18E+00	PCI/L	5.95E+00	15	U
Surface Water	Indicator	SW-3	29-Dec-14	Composite	Beryllium-7	-1.27E+01	PCI/L	3.42E+01		U
Surface Water	Indicator	SW-3	29-Dec-14	Composite	Cerium-141	-7.08E-01	PCI/L	8.05E+00		U
Surface Water	Indicator	SW-3	29-Dec-14	Composite	Cerium-144	-2.62E+00	PCI/L	3.16E+01		U
Surface Water	Indicator	SW-3	29-Dec-14	Composite	Cesium-134	-1.24E+00	PCI/L	4.62E+00	15	U
Surface Water	Indicator	SW-3	29-Dec-14	Composite	Cesium-137	-7.97E-01	PCI/L	4.70E+00	18	U
Surface Water	Indicator	SW-3	29-Dec-14	Composite	Chromium-51	-8.40E+00	PCI/L	4.24E+01		U
Surface Water	Indicator	SW-3	29-Dec-14	Composite	Cobalt-57	1.09E+00	PCI/L	4.60E+00		U
Surface Water	Indicator	SW-3	29-Dec-14	Composite	Cobalt-58	-4.53E-01	PCI/L	4.17E+00	15	U
Surface Water	Indicator	SW-3	29-Dec-14	Composite	Cobalt-60	3.03E+00	PCI/L	6.51E+00	15	U
Surface Water	Indicator	SW-3	29-Dec-14	Composite	Iodine-131	-2.20E+00	PCI/L	4.98E+00		U
Surface Water	Indicator	SW-3	29-Dec-14	Composite	Iron-59	-2.76E+00	PCI/L	8.19E+00	30	U
Surface Water	Indicator	SW-3	29-Dec-14	Composite	Lanthanum-140	-1.18E+00	PCI/L	5.95E+00	15	U
Surface Water	Indicator	SW-3	29-Dec-14	Composite	Manganese-54	4.16E-01	PCI/L	3.78E+00	15	U
Surface Water	Indicator	SW-3	29-Dec-14	Composite	Niobium-95	2.22E-01	PCI/L	4.84E+00	15	U
Surface Water	Indicator	SW-3	29-Dec-14	Composite	Potassium-40	-2.05E+01	PCI/L	5.39E+01		U
Surface Water	Indicator	SW-3	29-Dec-14	Composite	Ruthenium-103	1.61E+00	PCI/L	4.63E+00		U
Surface Water	Indicator	SW-3	29-Dec-14	Composite	Ruthenium-106	-2.89E+01	PCI/L	3.39E+01		U
Surface Water	Indicator	SW-3	29-Dec-14	Composite	Selenium-75	4.36E+00	PCI/L	5.63E+00		U
Surface Water	Indicator	SW-3	29-Dec-14	Composite	Silver-108m	-2.16E+00	PCI/L	4.11E+00		U
Surface Water	Indicator	SW-3	29-Dec-14	Composite	Silver-110m	1.67E+00	PCI/L	4.97E+00		U
Surface Water	Indicator	SW-3	29-Dec-14	Composite	Strontium-89	-9.62E-01	PCI/L	1.80E+00	10	U
Surface Water	Indicator	SW-3	29-Dec-14	Composite	Strontium-90	-1.73E-02	PCI/L	1.78E+00	2	U
Surface Water	Indicator	SW-3	29-Dec-14	Composite	Thorium-228	1.21E+00	PCI/L	9.51E+00		U
Surface Water	Indicator	SW-3	29-Dec-14	Composite	Tritium	2.81E+02	PCI/L	3.99E+02	500	U
Surface Water	Indicator	SW-3	29-Dec-14	Composite	Zinc-65	2.68E+00	PCI/L	1.05E+01	30	U
Surface Water	Indicator	SW-3	29-Dec-14	Composite	Zirconium-95	-1.49E+00	PCI/L	7.51E+00	15	U
TLD Analysis (Offsite)	Indicator	T01	15-Jan-14	Quarterly	EXPOSURE	1.22E+01	MR/STD QTR			
TLD Analysis (Offsite)	Indicator	T02	15-Jan-14	Quarterly	EXPOSURE	1.18E+01	MR/STD QTR			
TLD Analysis (Offsite)	Indicator	T03	15-Jan-14	Quarterly	EXPOSURE	1.07E+01	MR/STD QTR			
TLD Analysis (Offsite)	Indicator	T04	15-Jan-14	Quarterly	EXPOSURE	1.34E+01	MR/STD QTR			

Fermi 2 - 2014
Annual Radiological Environmental Operating Report
Appendix C - Environmental Data Table

Medium	Location Category	Location ID	Date	Sample Type	Parameter	Result	Units	MDA	LLD	Lab Qualifier
TLD Analysis (Offsite)	Indicator	T05	15-Jan-14	Quarterly	EXPOSURE	1.40E+01	MR/STD QTR			
TLD Analysis (Offsite)	Indicator	T06	15-Jan-14	Quarterly	EXPOSURE	1.27E+01	MR/STD QTR			
TLD Analysis (Offsite)	Control	T07	15-Jan-14	Quarterly	EXPOSURE	1.40E+01	MR/STD QTR			
TLD Analysis (Offsite)	Indicator	T08	15-Jan-14	Quarterly	EXPOSURE	1.34E+01	MR/STD QTR			
TLD Analysis (Offsite)	Indicator	T09	15-Jan-14	Quarterly	EXPOSURE	1.35E+01	MR/STD QTR			
TLD Analysis (Offsite)	Indicator	T10	15-Jan-14	Quarterly	EXPOSURE	1.44E+01	MR/STD QTR			
TLD Analysis (Offsite)	Indicator	T11	15-Jan-14	Quarterly	EXPOSURE	1.24E+01	MR/STD QTR			
TLD Analysis (Offsite)	Indicator	T12	15-Jan-14	Quarterly	EXPOSURE	1.23E+01	MR/STD QTR			
TLD Analysis (Offsite)	Indicator	T13	15-Jan-14	Quarterly	EXPOSURE	1.24E+01	MR/STD QTR			
TLD Analysis (Offsite)	Indicator	T14	15-Jan-14	Quarterly	EXPOSURE	1.42E+01	MR/STD QTR			
TLD Analysis (Offsite)	Indicator	T15	15-Jan-14	Quarterly	EXPOSURE	1.25E+01	MR/STD QTR			
TLD Analysis (Offsite)	Indicator	T16	15-Jan-14	Quarterly	EXPOSURE	1.34E+01	MR/STD QTR			
TLD Analysis (Offsite)	Indicator	T17	15-Jan-14	Quarterly	EXPOSURE	1.19E+01	MR/STD QTR			
TLD Analysis (Offsite)	Indicator	T18	15-Jan-14	Quarterly	EXPOSURE	1.35E+01	MR/STD QTR			
TLD Analysis (Offsite)	Indicator	T19	15-Jan-14	Quarterly	EXPOSURE	1.44E+01	MR/STD QTR			
TLD Analysis (Offsite)	Indicator	T20	15-Jan-14	Quarterly	EXPOSURE	1.35E+01	MR/STD QTR			
TLD Analysis (Offsite)	Indicator	T21	15-Jan-14	Quarterly	EXPOSURE	1.28E+01	MR/STD QTR			
TLD Analysis (Offsite)	Indicator	T22	15-Jan-14	Quarterly	EXPOSURE	1.34E+01	MR/STD QTR			
TLD Analysis (Offsite)	Indicator	T23	15-Jan-14	Quarterly	EXPOSURE	1.20E+01	MR/STD QTR			
TLD Analysis (Offsite)	Indicator	T24	15-Jan-14	Quarterly	EXPOSURE	1.30E+01	MR/STD QTR			
TLD Analysis (Offsite)	Indicator	T25	15-Jan-14	Quarterly	EXPOSURE	1.58E+01	MR/STD QTR			
TLD Analysis (Offsite)	Indicator	T26	15-Jan-14	Quarterly	EXPOSURE	1.54E+01	MR/STD QTR			
TLD Analysis (Offsite)	Indicator	T27	15-Jan-14	Quarterly	EXPOSURE	1.21E+01	MR/STD QTR			
TLD Analysis (Offsite)	Control	T28	15-Jan-14	Quarterly	EXPOSURE	1.16E+01	MR/STD QTR			
TLD Analysis (Offsite)	Control	T29	15-Jan-14	Quarterly	EXPOSURE	1.27E+01	MR/STD QTR			
TLD Analysis (Offsite)	Indicator	T30	15-Jan-14	Quarterly	EXPOSURE	1.26E+01	MR/STD QTR			
TLD Analysis (Offsite)	Control	T31	15-Jan-14	Quarterly	EXPOSURE	1.37E+01	MR/STD QTR			
TLD Analysis (Offsite)	Indicator	T32	15-Jan-14	Quarterly	EXPOSURE	1.40E+01	MR/STD QTR			
TLD Analysis (Offsite)	Indicator	T33	15-Jan-14	Quarterly	EXPOSURE	1.22E+01	MR/STD QTR			
TLD Analysis (Offsite)	Indicator	T34	15-Jan-14	Quarterly	EXPOSURE	1.21E+01	MR/STD QTR			
TLD Analysis (Offsite)	Indicator	T35	15-Jan-14	Quarterly	EXPOSURE	1.28E+01	MR/STD QTR			
TLD Analysis (Offsite)	Indicator	T36	15-Jan-14	Quarterly	EXPOSURE	1.34E+01	MR/STD QTR			
TLD Analysis (Offsite)	Indicator	T37	15-Jan-14	Quarterly	EXPOSURE	1.37E+01	MR/STD QTR			
TLD Analysis (Offsite)	Indicator	T38	15-Jan-14	Quarterly	EXPOSURE	1.46E+01	MR/STD QTR			
TLD Analysis (Offsite)	Indicator	T49	15-Jan-14	Quarterly	EXPOSURE	1.41E+01	MR/STD QTR			
TLD Analysis (Offsite)	Indicator	T50	15-Jan-14	Quarterly	EXPOSURE	1.43E+01	MR/STD QTR			
TLD Analysis (Offsite)	Indicator	T55	15-Jan-14	Quarterly	EXPOSURE	1.44E+01	MR/STD QTR			
TLD Analysis (Offsite)	Indicator	T56	15-Jan-14	Quarterly	EXPOSURE	4.68E+01	MR/STD QTR			
TLD Analysis (Offsite)	Indicator	T57	15-Jan-14	Quarterly	EXPOSURE	1.47E+01	MR/STD QTR			
TLD Analysis (Offsite)	Indicator	T58	15-Jan-14	Quarterly	EXPOSURE	1.25E+01	MR/STD QTR			
TLD Analysis (Offsite)	Indicator	T59	15-Jan-14	Quarterly	EXPOSURE	1.28E+01	MR/STD QTR			
TLD Analysis (Offsite)	Indicator	T60	15-Jan-14	Quarterly	EXPOSURE	1.41E+01	MR/STD QTR			
TLD Analysis (Offsite)	Indicator	T61	15-Jan-14	Quarterly	EXPOSURE	1.30E+01	MR/STD QTR			
TLD Analysis (Offsite)	Indicator	T62	15-Jan-14	Quarterly	EXPOSURE	1.46E+01	MR/STD QTR			
TLD Analysis (Offsite)	Indicator	T63	15-Jan-14	Quarterly	EXPOSURE	1.30E+01	MR/STD QTR			
TLD Analysis (Offsite)	Indicator	T68	15-Jan-14	Quarterly	EXPOSURE	1.44E+01	MR/STD QTR			
TLD Analysis (Offsite)	Indicator	T69	15-Jan-14	Quarterly	EXPOSURE	1.31E+01	MR/STD QTR			
TLD Analysis (Offsite)	Indicator	T70	15-Jan-14	Quarterly	EXPOSURE	1.25E+01	MR/STD QTR			
TLD Analysis (Offsite)	Indicator	T71	15-Jan-14	Quarterly	EXPOSURE	1.45E+01	MR/STD QTR			
TLD Analysis (Offsite)	Indicator	T01	10-Apr-14	Quarterly	EXPOSURE	1.30E+01	MR/STD QTR			
TLD Analysis (Offsite)	Indicator	T02	10-Apr-14	Quarterly	EXPOSURE	1.35E+01	MR/STD QTR			
TLD Analysis (Offsite)	Indicator	T03	10-Apr-14	Quarterly	EXPOSURE	1.26E+01	MR/STD QTR			

Fermi 2 - 2014
Annual Radiological Environmental Operating Report
Appendix C - Environmental Data Table

Medium	Location Category	Location ID	Date	Sample Type	Parameter	Result	Units	MDA	LLD	Lab Qualifier
TLD Analysis (Offsite)	Indicator	T04	10-Apr-14	Quarterly	EXPOSURE	1.39E+01	MR/STD QTR			
TLD Analysis (Offsite)	Indicator	T05	10-Apr-14	Quarterly	EXPOSURE	1.54E+01	MR/STD QTR			
TLD Analysis (Offsite)	Indicator	T06	10-Apr-14	Quarterly	EXPOSURE	1.44E+01	MR/STD QTR			
TLD Analysis (Offsite)	Control	T07	10-Apr-14	Quarterly	EXPOSURE	1.57E+01	MR/STD QTR			
TLD Analysis (Offsite)	Indicator	T08	10-Apr-14	Quarterly	EXPOSURE	1.50E+01	MR/STD QTR			
TLD Analysis (Offsite)	Indicator	T09	10-Apr-14	Quarterly	EXPOSURE	1.42E+01	MR/STD QTR			
TLD Analysis (Offsite)	Indicator	T10	10-Apr-14	Quarterly	EXPOSURE	1.56E+01	MR/STD QTR			
TLD Analysis (Offsite)	Indicator	T11	10-Apr-14	Quarterly	EXPOSURE	1.40E+01	MR/STD QTR			
TLD Analysis (Offsite)	Indicator	T12	10-Apr-14	Quarterly	EXPOSURE	1.32E+01	MR/STD QTR			
TLD Analysis (Offsite)	Indicator	T13	10-Apr-14	Quarterly	EXPOSURE	1.69E+01	MR/STD QTR			
TLD Analysis (Offsite)	Indicator	T14	10-Apr-14	Quarterly	EXPOSURE	1.59E+01	MR/STD QTR			
TLD Analysis (Offsite)	Indicator	T15	10-Apr-14	Quarterly	EXPOSURE	1.35E+01	MR/STD QTR			
TLD Analysis (Offsite)	Indicator	T16	10-Apr-14	Quarterly	EXPOSURE	1.74E+01	MR/STD QTR			
TLD Analysis (Offsite)	Indicator	T17	10-Apr-14	Quarterly	EXPOSURE	1.35E+01	MR/STD QTR			
TLD Analysis (Offsite)	Indicator	T18	10-Apr-14	Quarterly	EXPOSURE	1.32E+01	MR/STD QTR			
TLD Analysis (Offsite)	Indicator	T19	10-Apr-14	Quarterly	EXPOSURE	1.56E+01	MR/STD QTR			
TLD Analysis (Offsite)	Indicator	T20	10-Apr-14	Quarterly	EXPOSURE	1.62E+01	MR/STD QTR			
TLD Analysis (Offsite)	Indicator	T21	10-Apr-14	Quarterly	EXPOSURE	1.37E+01	MR/STD QTR			
TLD Analysis (Offsite)	Indicator	T22	10-Apr-14	Quarterly	EXPOSURE	1.49E+01	MR/STD QTR			
TLD Analysis (Offsite)	Indicator	T23	10-Apr-14	Quarterly	EXPOSURE	1.37E+01	MR/STD QTR			
TLD Analysis (Offsite)	Indicator	T24	10-Apr-14	Quarterly	EXPOSURE	1.39E+01	MR/STD QTR			
TLD Analysis (Offsite)	Indicator	T25	10-Apr-14	Quarterly	EXPOSURE	1.77E+01	MR/STD QTR			
TLD Analysis (Offsite)	Indicator	T26	10-Apr-14	Quarterly	EXPOSURE	1.85E+01	MR/STD QTR			
TLD Analysis (Offsite)	Indicator	T27	10-Apr-14	Quarterly	EXPOSURE	1.25E+01	MR/STD QTR			
TLD Analysis (Offsite)	Control	T28	10-Apr-14	Quarterly	EXPOSURE	1.38E+01	MR/STD QTR			
TLD Analysis (Offsite)	Control	T29	10-Apr-14	Quarterly	EXPOSURE	1.35E+01	MR/STD QTR			
TLD Analysis (Offsite)	Indicator	T30	10-Apr-14	Quarterly	EXPOSURE	1.28E+01	MR/STD QTR			
TLD Analysis (Offsite)	Control	T31	10-Apr-14	Quarterly	EXPOSURE	1.56E+01	MR/STD QTR			
TLD Analysis (Offsite)	Indicator	T32	10-Apr-14	Quarterly	EXPOSURE	1.52E+01	MR/STD QTR			
TLD Analysis (Offsite)	Indicator	T33	10-Apr-14	Quarterly	EXPOSURE	1.36E+01	MR/STD QTR			
TLD Analysis (Offsite)	Indicator	T34	10-Apr-14	Quarterly	EXPOSURE	1.33E+01	MR/STD QTR			
TLD Analysis (Offsite)	Indicator	T35	10-Apr-14	Quarterly	EXPOSURE	1.31E+01	MR/STD QTR			
TLD Analysis (Offsite)	Indicator	T36	10-Apr-14	Quarterly	EXPOSURE	1.38E+01	MR/STD QTR			
TLD Analysis (Offsite)	Indicator	T37	10-Apr-14	Quarterly	EXPOSURE	1.48E+01	MR/STD QTR			
TLD Analysis (Offsite)	Indicator	T38	10-Apr-14	Quarterly	EXPOSURE	1.60E+01	MR/STD QTR			
TLD Analysis (Offsite)	Indicator	T49	10-Apr-14	Quarterly	EXPOSURE	1.93E+01	MR/STD QTR			
TLD Analysis (Offsite)	Indicator	T50	10-Apr-14	Quarterly	EXPOSURE	1.45E+01	MR/STD QTR			
TLD Analysis (Offsite)	Indicator	T55	10-Apr-14	Quarterly	EXPOSURE	1.59E+01	MR/STD QTR			
TLD Analysis (Offsite)	Indicator	T56	10-Apr-14	Quarterly	EXPOSURE	1.46E+01	MR/STD QTR			
TLD Analysis (Offsite)	Indicator	T57	10-Apr-14	Quarterly	EXPOSURE	1.65E+01	MR/STD QTR			
TLD Analysis (Offsite)	Indicator	T58	10-Apr-14	Quarterly	EXPOSURE	1.36E+01	MR/STD QTR			
TLD Analysis (Offsite)	Indicator	T59	10-Apr-14	Quarterly	EXPOSURE	1.34E+01	MR/STD QTR			
TLD Analysis (Offsite)	Indicator	T60	10-Apr-14	Quarterly	EXPOSURE	1.55E+01	MR/STD QTR			
TLD Analysis (Offsite)	Indicator	T61	10-Apr-14	Quarterly	EXPOSURE	1.64E+01	MR/STD QTR			
TLD Analysis (Offsite)	Indicator	T62	10-Apr-14	Quarterly	EXPOSURE	1.56E+01	MR/STD QTR			
TLD Analysis (Offsite)	Indicator	T63	10-Apr-14	Quarterly	EXPOSURE	1.36E+01	MR/STD QTR			
TLD Analysis (Offsite)	Indicator	T68	10-Apr-14	Quarterly	EXPOSURE	1.77E+01	MR/STD QTR			
TLD Analysis (Offsite)	Indicator	T69	10-Apr-14	Quarterly	EXPOSURE	1.67E+01	MR/STD QTR			
TLD Analysis (Offsite)	Indicator	T70	10-Apr-14	Quarterly	EXPOSURE	1.57E+01	MR/STD QTR			
TLD Analysis (Offsite)	Indicator	T71	10-Apr-14	Quarterly	EXPOSURE	1.67E+01	MR/STD QTR			
TLD Analysis (Offsite)	Indicator	T01	10-Jul-14	Quarterly		(a)				
TLD Analysis (Offsite)	Indicator	T02	10-Jul-14	Quarterly	EXPOSURE	1.27E+01	MR/STD QTR			

Fermi 2 - 2014
Annual Radiological Environmental Operating Report
Appendix C - Environmental Data Table

Medium	Location Category	Location ID	Date	Sample Type	Parameter	Result	Units	MDA	LLD	Lab Qualifier
TLD Analysis (Offsite)	Indicator	T03	10-Jul-14	Quarterly	EXPOSURE	1.34E+01	MR/STD QTR			
TLD Analysis (Offsite)	Indicator	T04	10-Jul-14	Quarterly	EXPOSURE	1.52E+01	MR/STD QTR			
TLD Analysis (Offsite)	Indicator	T05	10-Jul-14	Quarterly	EXPOSURE	1.54E+01	MR/STD QTR			
TLD Analysis (Offsite)	Indicator	T06	10-Jul-14	Quarterly	EXPOSURE	1.47E+01	MR/STD QTR			
TLD Analysis (Offsite)	Control	T07	10-Jul-14	Quarterly	EXPOSURE	1.57E+01	MR/STD QTR			
TLD Analysis (Offsite)	Indicator	T08	10-Jul-14	Quarterly	EXPOSURE	1.62E+01	MR/STD QTR			
TLD Analysis (Offsite)	Indicator	T09	10-Jul-14	Quarterly	EXPOSURE	1.50E+01	MR/STD QTR			
TLD Analysis (Offsite)	Indicator	T10	10-Jul-14	Quarterly	EXPOSURE	1.57E+01	MR/STD QTR			
TLD Analysis (Offsite)	Indicator	T11	10-Jul-14	Quarterly	EXPOSURE	1.33E+01	MR/STD QTR			
TLD Analysis (Offsite)	Indicator	T12	10-Jul-14	Quarterly	EXPOSURE	1.26E+01	MR/STD QTR			
TLD Analysis (Offsite)	Indicator	T13	10-Jul-14	Quarterly	EXPOSURE	1.66E+01	MR/STD QTR			
TLD Analysis (Offsite)	Indicator	T14	10-Jul-14	Quarterly	EXPOSURE	1.64E+01	MR/STD QTR			
TLD Analysis (Offsite)	Indicator	T15	10-Jul-14	Quarterly	EXPOSURE	1.37E+01	MR/STD QTR			
TLD Analysis (Offsite)	Indicator	T16	10-Jul-14	Quarterly	EXPOSURE	1.80E+01	MR/STD QTR			
TLD Analysis (Offsite)	Indicator	T17	10-Jul-14	Quarterly	EXPOSURE	1.31E+01	MR/STD QTR			
TLD Analysis (Offsite)	Indicator	T18	10-Jul-14	Quarterly	EXPOSURE	1.47E+01	MR/STD QTR			
TLD Analysis (Offsite)	Indicator	T19	10-Jul-14	Quarterly	EXPOSURE	1.68E+01	MR/STD QTR			
TLD Analysis (Offsite)	Indicator	T20	10-Jul-14	Quarterly	EXPOSURE	1.61E+01	MR/STD QTR			
TLD Analysis (Offsite)	Indicator	T21	10-Jul-14	Quarterly	EXPOSURE	1.42E+01	MR/STD QTR			
TLD Analysis (Offsite)	Indicator	T22	10-Jul-14	Quarterly	EXPOSURE	1.56E+01	MR/STD QTR			
TLD Analysis (Offsite)	Indicator	T23	10-Jul-14	Quarterly	EXPOSURE	1.39E+01	MR/STD QTR			
TLD Analysis (Offsite)	Indicator	T24	10-Jul-14	Quarterly	EXPOSURE	1.32E+01	MR/STD QTR			
TLD Analysis (Offsite)	Indicator	T25	10-Jul-14	Quarterly	EXPOSURE	1.72E+01	MR/STD QTR			
TLD Analysis (Offsite)	Indicator	T26	10-Jul-14	Quarterly	EXPOSURE	1.78E+01	MR/STD QTR			
TLD Analysis (Offsite)	Indicator	T27	10-Jul-14	Quarterly	EXPOSURE	1.28E+01	MR/STD QTR			
TLD Analysis (Offsite)	Control	T28	10-Jul-14	Quarterly	EXPOSURE	1.33E+01	MR/STD QTR			
TLD Analysis (Offsite)	Control	T29	10-Jul-14	Quarterly	EXPOSURE	1.35E+01	MR/STD QTR			
TLD Analysis (Offsite)	Indicator	T30	10-Jul-14	Quarterly	EXPOSURE	1.34E+01	MR/STD QTR			
TLD Analysis (Offsite)	Control	T31	10-Jul-14	Quarterly	EXPOSURE	1.46E+01	MR/STD QTR			
TLD Analysis (Offsite)	Indicator	T32	10-Jul-14	Quarterly	EXPOSURE	1.60E+01	MR/STD QTR			
TLD Analysis (Offsite)	Indicator	T33	10-Jul-14	Quarterly	EXPOSURE	1.28E+01	MR/STD QTR			
TLD Analysis (Offsite)	Indicator	T34	10-Jul-14	Quarterly	EXPOSURE	1.33E+01	MR/STD QTR			
TLD Analysis (Offsite)	Indicator	T35	10-Jul-14	Quarterly	EXPOSURE	1.40E+01	MR/STD QTR			
TLD Analysis (Offsite)	Indicator	T36	10-Jul-14	Quarterly	EXPOSURE	1.46E+01	MR/STD QTR			
TLD Analysis (Offsite)	Indicator	T37	10-Jul-14	Quarterly	EXPOSURE	1.48E+01	MR/STD QTR			
TLD Analysis (Offsite)	Indicator	T38	10-Jul-14	Quarterly	EXPOSURE	1.61E+01	MR/STD QTR			
TLD Analysis (Offsite)	Indicator	T49	10-Jul-14	Quarterly	EXPOSURE	2.02E+01	MR/STD QTR			
TLD Analysis (Offsite)	Indicator	T50	10-Jul-14	Quarterly	EXPOSURE	1.59E+01	MR/STD QTR			
TLD Analysis (Offsite)	Indicator	T55	10-Jul-14	Quarterly	EXPOSURE	1.54E+01	MR/STD QTR			
TLD Analysis (Offsite)	Indicator	T56	10-Jul-14	Quarterly	EXPOSURE	1.53E+01	MR/STD QTR			
TLD Analysis (Offsite)	Indicator	T57	10-Jul-14	Quarterly	EXPOSURE	1.71E+01	MR/STD QTR			
TLD Analysis (Offsite)	Indicator	T58	10-Jul-14	Quarterly	EXPOSURE	1.42E+01	MR/STD QTR			
TLD Analysis (Offsite)	Indicator	T59	10-Jul-14	Quarterly	EXPOSURE	1.40E+01	MR/STD QTR			
TLD Analysis (Offsite)	Indicator	T60	10-Jul-14	Quarterly	EXPOSURE	1.54E+01	MR/STD QTR			
TLD Analysis (Offsite)	Indicator	T61	10-Jul-14	Quarterly	EXPOSURE	1.67E+01	MR/STD QTR			
TLD Analysis (Offsite)	Indicator	T62	10-Jul-14	Quarterly	EXPOSURE	1.69E+01	MR/STD QTR			
TLD Analysis (Offsite)	Indicator	T63	10-Jul-14	Quarterly		(a)				
TLD Analysis (Offsite)	Indicator	T68	10-Jul-14	Quarterly	EXPOSURE	1.87E+01	MR/STD QTR			
TLD Analysis (Offsite)	Indicator	T69	10-Jul-14	Quarterly	EXPOSURE	1.74E+01	MR/STD QTR			
TLD Analysis (Offsite)	Indicator	T70	10-Jul-14	Quarterly	EXPOSURE	1.61E+01	MR/STD QTR			
TLD Analysis (Offsite)	Indicator	T71	10-Jul-14	Quarterly	EXPOSURE	2.16E+01	MR/STD QTR			
TLD Analysis (Offsite)	Indicator	T01	09-Oct-14	Quarterly	EXPOSURE	1.43E+01	MR/STD QTR			

Fermi 2 - 2014
Annual Radiological Environmental Operating Report
Appendix C - Environmental Data Table

Medium	Location Category	Location ID	Date	Sample Type	Parameter	Result	Units	MDA	LLD	Lab Qualifier
TLD Analysis (Offsite)	Indicator	T02	09-Oct-14	Quarterly	EXPOSURE	1.35E+01	MR/STD QTR			
TLD Analysis (Offsite)	Indicator	T03	09-Oct-14	Quarterly	EXPOSURE	1.34E+01	MR/STD QTR			
TLD Analysis (Offsite)	Indicator	T04	09-Oct-14	Quarterly	EXPOSURE	1.54E+01	MR/STD QTR			
TLD Analysis (Offsite)	Indicator	T05	09-Oct-14	Quarterly	EXPOSURE	1.65E+01	MR/STD QTR			
TLD Analysis (Offsite)	Indicator	T06	09-Oct-14	Quarterly	EXPOSURE	1.56E+01	MR/STD QTR			
TLD Analysis (Offsite)	Control	T07	09-Oct-14	Quarterly	EXPOSURE	1.62E+01	MR/STD QTR			
TLD Analysis (Offsite)	Indicator	T08	09-Oct-14	Quarterly	EXPOSURE	1.69E+01	MR/STD QTR			
TLD Analysis (Offsite)	Indicator	T09	09-Oct-14	Quarterly	EXPOSURE	1.59E+01	MR/STD QTR			
TLD Analysis (Offsite)	Indicator	T10	09-Oct-14	Quarterly	EXPOSURE	1.58E+01	MR/STD QTR			
TLD Analysis (Offsite)	Indicator	T11	09-Oct-14	Quarterly	EXPOSURE	1.30E+01	MR/STD QTR			
TLD Analysis (Offsite)	Indicator	T12	09-Oct-14	Quarterly	EXPOSURE	1.37E+01	MR/STD QTR			
TLD Analysis (Offsite)	Indicator	T13	09-Oct-14	Quarterly	EXPOSURE	1.67E+01	MR/STD QTR			
TLD Analysis (Offsite)	Indicator	T14	09-Oct-14	Quarterly	EXPOSURE	1.67E+01	MR/STD QTR			
TLD Analysis (Offsite)	Indicator	T15	09-Oct-14	Quarterly	EXPOSURE	1.41E+01	MR/STD QTR			
TLD Analysis (Offsite)	Indicator	T16	09-Oct-14	Quarterly	EXPOSURE	1.87E+01	MR/STD QTR			
TLD Analysis (Offsite)	Indicator	T17	09-Oct-14	Quarterly	EXPOSURE	1.34E+01	MR/STD QTR			
TLD Analysis (Offsite)	Indicator	T18	09-Oct-14	Quarterly	EXPOSURE	1.45E+01	MR/STD QTR			
TLD Analysis (Offsite)	Indicator	T19	09-Oct-14	Quarterly	EXPOSURE	1.66E+01	MR/STD QTR			
TLD Analysis (Offsite)	Indicator	T20	09-Oct-14	Quarterly	EXPOSURE	1.66E+01	MR/STD QTR			
TLD Analysis (Offsite)	Indicator	T21	09-Oct-14	Quarterly	EXPOSURE	1.41E+01	MR/STD QTR			
TLD Analysis (Offsite)	Indicator	T22	09-Oct-14	Quarterly	EXPOSURE	1.56E+01	MR/STD QTR			
TLD Analysis (Offsite)	Indicator	T23	09-Oct-14	Quarterly	EXPOSURE	1.46E+01	MR/STD QTR			
TLD Analysis (Offsite)	Indicator	T24	09-Oct-14	Quarterly	EXPOSURE	1.39E+01	MR/STD QTR			
TLD Analysis (Offsite)	Indicator	T25	09-Oct-14	Quarterly	EXPOSURE	1.67E+01	MR/STD QTR			
TLD Analysis (Offsite)	Indicator	T26	09-Oct-14	Quarterly	EXPOSURE	1.84E+01	MR/STD QTR			
TLD Analysis (Offsite)	Indicator	T27	09-Oct-14	Quarterly	EXPOSURE	1.24E+01	MR/STD QTR			
TLD Analysis (Offsite)	Control	T28	09-Oct-14	Quarterly	EXPOSURE	1.38E+01	MR/STD QTR			
TLD Analysis (Offsite)	Control	T29	09-Oct-14	Quarterly	EXPOSURE	1.37E+01	MR/STD QTR			
TLD Analysis (Offsite)	Indicator	T30	09-Oct-14	Quarterly	EXPOSURE	1.41E+01	MR/STD QTR			
TLD Analysis (Offsite)	Control	T31	09-Oct-14	Quarterly	EXPOSURE	1.54E+01	MR/STD QTR			
TLD Analysis (Offsite)	Indicator	T32	09-Oct-14	Quarterly	EXPOSURE	1.64E+01	MR/STD QTR			
TLD Analysis (Offsite)	Indicator	T33	09-Oct-14	Quarterly	EXPOSURE	1.39E+01	MR/STD QTR			
TLD Analysis (Offsite)	Indicator	T34	09-Oct-14	Quarterly	EXPOSURE	1.38E+01	MR/STD QTR			
TLD Analysis (Offsite)	Indicator	T35	09-Oct-14	Quarterly	EXPOSURE	1.49E+01	MR/STD QTR			
TLD Analysis (Offsite)	Indicator	T36	09-Oct-14	Quarterly	EXPOSURE	1.41E+01	MR/STD QTR			
TLD Analysis (Offsite)	Indicator	T37	09-Oct-14	Quarterly		(a)				
TLD Analysis (Offsite)	Indicator	T38	09-Oct-14	Quarterly	EXPOSURE	1.73E+01	MR/STD QTR			
TLD Analysis (Offsite)	Indicator	T49	09-Oct-14	Quarterly	EXPOSURE	2.15E+01	MR/STD QTR			
TLD Analysis (Offsite)	Indicator	T50	09-Oct-14	Quarterly	EXPOSURE	1.67E+01	MR/STD QTR			
TLD Analysis (Offsite)	Indicator	T55	09-Oct-14	Quarterly	EXPOSURE	1.62E+01	MR/STD QTR			
TLD Analysis (Offsite)	Indicator	T56	09-Oct-14	Quarterly	EXPOSURE	1.54E+01	MR/STD QTR			
TLD Analysis (Offsite)	Indicator	T57	09-Oct-14	Quarterly	EXPOSURE	1.76E+01	MR/STD QTR			
TLD Analysis (Offsite)	Indicator	T58	09-Oct-14	Quarterly	EXPOSURE	1.46E+01	MR/STD QTR			
TLD Analysis (Offsite)	Indicator	T59	09-Oct-14	Quarterly	EXPOSURE	1.44E+01	MR/STD QTR			
TLD Analysis (Offsite)	Indicator	T60	09-Oct-14	Quarterly	EXPOSURE	1.65E+01	MR/STD QTR			
TLD Analysis (Offsite)	Indicator	T61	09-Oct-14	Quarterly	EXPOSURE	1.74E+01	MR/STD QTR			
TLD Analysis (Offsite)	Indicator	T62	09-Oct-14	Quarterly	EXPOSURE	1.61E+01	MR/STD QTR			
TLD Analysis (Offsite)	Indicator	T63	09-Oct-14	Quarterly	EXPOSURE	1.39E+01	MR/STD QTR			
TLD Analysis (Offsite)	Indicator	T68	09-Oct-14	Quarterly	EXPOSURE	1.85E+01	MR/STD QTR			
TLD Analysis (Offsite)	Indicator	T69	09-Oct-14	Quarterly	EXPOSURE	1.79E+01	MR/STD QTR			
TLD Analysis (Offsite)	Indicator	T70	09-Oct-14	Quarterly	EXPOSURE	1.61E+01	MR/STD QTR			
TLD Analysis (Offsite)	Indicator	T71	09-Oct-14	Quarterly	EXPOSURE	1.77E+01	MR/STD QTR			

Fermi 2 - 2014
Annual Radiological Environmental Operating Report
Appendix C - Environmental Data Table

Medium	Location Category	Location ID	Date	Sample Type	Parameter	Result	Units	MDA	LLD	Lab Qualifier
TLD Analysis (Onsite)	Onsite	ISFSI-1	15-Jan-14	Quarterly	EXPOSURE	1.16E+01	MR/STD QTR			
TLD Analysis (Onsite)	Onsite	ISFSI-2	15-Jan-14	Quarterly	EXPOSURE	1.18E+01	MR/STD QTR			
TLD Analysis (Onsite)	Onsite	ISFSI-3	15-Jan-14	Quarterly	EXPOSURE	1.16E+01	MR/STD QTR			
TLD Analysis (Onsite)	Onsite	ISFSI-4	15-Jan-14	Quarterly	EXPOSURE	1.17E+01	MR/STD QTR			
TLD Analysis (Onsite)	Onsite	ISFSI-5	15-Jan-14	Quarterly	EXPOSURE	1.20E+01	MR/STD QTR			
TLD Analysis (Onsite)	Onsite	ISFSI-6	15-Jan-14	Quarterly	EXPOSURE	1.26E+01	MR/STD QTR			
TLD Analysis (Onsite)	Onsite	ISFSI-7	15-Jan-14	Quarterly	EXPOSURE	1.14E+01	MR/STD QTR			
TLD Analysis (Onsite)	Onsite	ISFSI-8	15-Jan-14	Quarterly	EXPOSURE	1.13E+01	MR/STD QTR			
TLD Analysis (Onsite)	Onsite	T39	15-Jan-14	Quarterly	EXPOSURE	1.18E+01	MR/STD QTR			
TLD Analysis (Onsite)	Onsite	T40	15-Jan-14	Quarterly	EXPOSURE	1.35E+01	MR/STD QTR			
TLD Analysis (Onsite)	Onsite	T41	15-Jan-14	Quarterly	EXPOSURE	1.50E+01	MR/STD QTR			
TLD Analysis (Onsite)	Onsite	T42	15-Jan-14	Quarterly	EXPOSURE	1.61E+01	MR/STD QTR			
TLD Analysis (Onsite)	Onsite	T43	15-Jan-14	Quarterly	EXPOSURE	1.74E+01	MR/STD QTR			
TLD Analysis (Onsite)	Onsite	T44	15-Jan-14	Quarterly	EXPOSURE	1.65E+01	MR/STD QTR			
TLD Analysis (Onsite)	Onsite	T45	15-Jan-14	Quarterly	EXPOSURE	1.43E+01	MR/STD QTR			
TLD Analysis (Onsite)	Onsite	T46	15-Jan-14	Quarterly	EXPOSURE	1.37E+01	MR/STD QTR			
TLD Analysis (Onsite)	Onsite	T47	15-Jan-14	Quarterly	EXPOSURE	1.80E+01	MR/STD QTR			
TLD Analysis (Onsite)	Onsite	T48	15-Jan-14	Quarterly	EXPOSURE	1.49E+01	MR/STD QTR			
TLD Analysis (Onsite)	Onsite	T51	15-Jan-14	Quarterly	EXPOSURE	9.90E+00	MR/STD QTR			
TLD Analysis (Onsite)	Onsite	T52	15-Jan-14	Quarterly	EXPOSURE	1.21E+01	MR/STD QTR			
TLD Analysis (Onsite)	Onsite	T53	15-Jan-14	Quarterly	EXPOSURE	1.35E+01	MR/STD QTR			
TLD Analysis (Onsite)	Onsite	T54	15-Jan-14	Quarterly	EXPOSURE	1.22E+01	MR/STD QTR			
TLD Analysis (Onsite)	Onsite	T64	15-Jan-14	Quarterly	EXPOSURE	1.23E+01	MR/STD QTR			
TLD Analysis (Onsite)	Onsite	T65	15-Jan-14	Quarterly	EXPOSURE	1.27E+01	MR/STD QTR			
TLD Analysis (Onsite)	Onsite	T66	15-Jan-14	Quarterly	EXPOSURE	1.79E+01	MR/STD QTR			
TLD Analysis (Onsite)	Onsite	T67	15-Jan-14	Quarterly	EXPOSURE	1.15E+01	MR/STD QTR			
TLD Analysis (Onsite)	Onsite	ISFSI-1	10-Apr-14	Quarterly	EXPOSURE	1.34E+01	MR/STD QTR			
TLD Analysis (Onsite)	Onsite	ISFSI-2	10-Apr-14	Quarterly	EXPOSURE	1.33E+01	MR/STD QTR			
TLD Analysis (Onsite)	Onsite	ISFSI-3	10-Apr-14	Quarterly	EXPOSURE	1.42E+01	MR/STD QTR			
TLD Analysis (Onsite)	Onsite	ISFSI-4	10-Apr-14	Quarterly	EXPOSURE	1.43E+01	MR/STD QTR			
TLD Analysis (Onsite)	Onsite	ISFSI-5	10-Apr-14	Quarterly	EXPOSURE	1.51E+01	MR/STD QTR			
TLD Analysis (Onsite)	Onsite	ISFSI-6	10-Apr-14	Quarterly	EXPOSURE	1.28E+01	MR/STD QTR			
TLD Analysis (Onsite)	Onsite	ISFSI-7	10-Apr-14	Quarterly	EXPOSURE	1.41E+01	MR/STD QTR			
TLD Analysis (Onsite)	Onsite	ISFSI-8	10-Apr-14	Quarterly	EXPOSURE	1.31E+01	MR/STD QTR			
TLD Analysis (Onsite)	Onsite	T39	10-Apr-14	Quarterly	EXPOSURE	1.78E+01	MR/STD QTR			
TLD Analysis (Onsite)	Onsite	T40	10-Apr-14	Quarterly	EXPOSURE	1.53E+01	MR/STD QTR			
TLD Analysis (Onsite)	Onsite	T41	10-Apr-14	Quarterly	EXPOSURE	2.52E+01	MR/STD QTR			
TLD Analysis (Onsite)	Onsite	T42	10-Apr-14	Quarterly	EXPOSURE	2.12E+01	MR/STD QTR			
TLD Analysis (Onsite)	Onsite	T43	10-Apr-14	Quarterly	EXPOSURE	2.74E+01	MR/STD QTR			
TLD Analysis (Onsite)	Onsite	T44	10-Apr-14	Quarterly	EXPOSURE	2.42E+01	MR/STD QTR			
TLD Analysis (Onsite)	Onsite	T45	10-Apr-14	Quarterly	EXPOSURE	1.92E+01	MR/STD QTR			
TLD Analysis (Onsite)	Onsite	T46	10-Apr-14	Quarterly	EXPOSURE	1.73E+01	MR/STD QTR			
TLD Analysis (Onsite)	Onsite	T47	10-Apr-14	Quarterly	EXPOSURE	2.85E+01	MR/STD QTR			
TLD Analysis (Onsite)	Onsite	T48	10-Apr-14	Quarterly	EXPOSURE	2.03E+01	MR/STD QTR			
TLD Analysis (Onsite)	Onsite	T51	10-Apr-14	Quarterly	EXPOSURE	9.70E+00	MR/STD QTR			
TLD Analysis (Onsite)	Onsite	T52	10-Apr-14	Quarterly	EXPOSURE	1.27E+01	MR/STD QTR			
TLD Analysis (Onsite)	Onsite	T53	10-Apr-14	Quarterly	EXPOSURE	1.52E+01	MR/STD QTR			
TLD Analysis (Onsite)	Onsite	T54	10-Apr-14	Quarterly	EXPOSURE	1.20E+01	MR/STD QTR			
TLD Analysis (Onsite)	Onsite	T64	10-Apr-14	Quarterly	EXPOSURE	1.38E+01	MR/STD QTR			
TLD Analysis (Onsite)	Onsite	T65	10-Apr-14	Quarterly	EXPOSURE	1.52E+01	MR/STD QTR			
TLD Analysis (Onsite)	Onsite	T66	10-Apr-14	Quarterly	EXPOSURE	3.42E+01	MR/STD QTR			
TLD Analysis (Onsite)	Onsite	T67	10-Apr-14	Quarterly	EXPOSURE	1.23E+01	MR/STD QTR			

Medium	Location Category	Location ID	Date	Sample Type	Parameter	Result	Units	MDA	LLD	Lab Qualifier
TLD Analysis (Onsite)	Onsite	ISFSI-1	10-Jul-14	Quarterly	EXPOSURE	1.84E+01	MR/STD QTR			
TLD Analysis (Onsite)	Onsite	ISFSI-2	10-Jul-14	Quarterly	EXPOSURE	1.43E+01	MR/STD QTR			
TLD Analysis (Onsite)	Onsite	ISFSI-3	10-Jul-14	Quarterly	EXPOSURE	1.47E+01	MR/STD QTR			
TLD Analysis (Onsite)	Onsite	ISFSI-4	10-Jul-14	Quarterly	EXPOSURE	1.58E+01	MR/STD QTR			
TLD Analysis (Onsite)	Onsite	ISFSI-5	10-Jul-14	Quarterly	EXPOSURE	2.37E+01	MR/STD QTR			
TLD Analysis (Onsite)	Onsite	ISFSI-6	10-Jul-14	Quarterly	EXPOSURE	2.58E+01	MR/STD QTR			
TLD Analysis (Onsite)	Onsite	ISFSI-7	10-Jul-14	Quarterly	EXPOSURE	5.55E+01	MR/STD QTR			
TLD Analysis (Onsite)	Onsite	ISFSI-8	10-Jul-14	Quarterly	EXPOSURE	1.84E+01	MR/STD QTR			
TLD Analysis (Onsite)	Onsite	T39	10-Jul-14	Quarterly	EXPOSURE	1.73E+01	MR/STD QTR			
TLD Analysis (Onsite)	Onsite	T40	10-Jul-14	Quarterly	EXPOSURE	1.63E+01	MR/STD QTR			
TLD Analysis (Onsite)	Onsite	T41	10-Jul-14	Quarterly	EXPOSURE	2.37E+01	MR/STD QTR			
TLD Analysis (Onsite)	Onsite	T42	10-Jul-14	Quarterly	EXPOSURE	2.17E+01	MR/STD QTR			
TLD Analysis (Onsite)	Onsite	T43	10-Jul-14	Quarterly	EXPOSURE	2.55E+01	MR/STD QTR			
TLD Analysis (Onsite)	Onsite	T44	10-Jul-14	Quarterly	EXPOSURE	2.51E+01	MR/STD QTR			
TLD Analysis (Onsite)	Onsite	T45	10-Jul-14	Quarterly	EXPOSURE	2.00E+01	MR/STD QTR			
TLD Analysis (Onsite)	Onsite	T46	10-Jul-14	Quarterly	EXPOSURE	1.72E+01	MR/STD QTR			
TLD Analysis (Onsite)	Onsite	T47	10-Jul-14	Quarterly	EXPOSURE	2.64E+01	MR/STD QTR			
TLD Analysis (Onsite)	Onsite	T48	10-Jul-14	Quarterly	EXPOSURE	2.14E+01	MR/STD QTR			
TLD Analysis (Onsite)	Onsite	T51	10-Jul-14	Quarterly	EXPOSURE	1.18E+01	MR/STD QTR			
TLD Analysis (Onsite)	Onsite	T52	10-Jul-14	Quarterly	EXPOSURE	1.35E+01	MR/STD QTR			
TLD Analysis (Onsite)	Onsite	T53	10-Jul-14	Quarterly	EXPOSURE	1.58E+01	MR/STD QTR			
TLD Analysis (Onsite)	Onsite	T54	10-Jul-14	Quarterly	EXPOSURE	1.89E+01	MR/STD QTR			
TLD Analysis (Onsite)	Onsite	T64	10-Jul-14	Quarterly	EXPOSURE	1.54E+01	MR/STD QTR			
TLD Analysis (Onsite)	Onsite	T65	10-Jul-14	Quarterly	EXPOSURE	1.57E+01	MR/STD QTR			
TLD Analysis (Onsite)	Onsite	T66	10-Jul-14	Quarterly	EXPOSURE	3.33E+01	MR/STD QTR			
TLD Analysis (Onsite)	Onsite	T67	10-Jul-14	Quarterly	EXPOSURE	1.24E+01	MR/STD QTR			
TLD Analysis (Onsite)	Onsite	ISFSI-1	09-Oct-14	Quarterly	EXPOSURE	2.49E+01	MR/STD QTR			
TLD Analysis (Onsite)	Onsite	ISFSI-2	09-Oct-14	Quarterly	EXPOSURE	1.70E+01	MR/STD QTR			
TLD Analysis (Onsite)	Onsite	ISFSI-3	09-Oct-14	Quarterly	EXPOSURE	1.58E+01	MR/STD QTR			
TLD Analysis (Onsite)	Onsite	ISFSI-4	09-Oct-14	Quarterly	EXPOSURE	1.66E+01	MR/STD QTR			
TLD Analysis (Onsite)	Onsite	ISFSI-5	09-Oct-14	Quarterly	EXPOSURE	3.11E+01	MR/STD QTR			
TLD Analysis (Onsite)	Onsite	ISFSI-6	09-Oct-14	Quarterly	EXPOSURE	3.28E+01	MR/STD QTR			
TLD Analysis (Onsite)	Onsite	ISFSI-7	09-Oct-14	Quarterly	EXPOSURE	9.76E+01	MR/STD QTR			
TLD Analysis (Onsite)	Onsite	ISFSI-8	09-Oct-14	Quarterly	EXPOSURE	2.64E+01	MR/STD QTR			
TLD Analysis (Onsite)	Onsite	T39	09-Oct-14	Quarterly	EXPOSURE	1.94E+01	MR/STD QTR			
TLD Analysis (Onsite)	Onsite	T40	09-Oct-14	Quarterly	EXPOSURE	1.90E+01	MR/STD QTR			
TLD Analysis (Onsite)	Onsite	T41	09-Oct-14	Quarterly	EXPOSURE	2.81E+01	MR/STD QTR			
TLD Analysis (Onsite)	Onsite	T42	09-Oct-14	Quarterly	EXPOSURE	2.77E+01	MR/STD QTR			
TLD Analysis (Onsite)	Onsite	T43	09-Oct-14	Quarterly	EXPOSURE	3.00E+01	MR/STD QTR			
TLD Analysis (Onsite)	Onsite	T44	09-Oct-14	Quarterly	EXPOSURE	3.00E+01	MR/STD QTR			
TLD Analysis (Onsite)	Onsite	T45	09-Oct-14	Quarterly	EXPOSURE	2.27E+01	MR/STD QTR			
TLD Analysis (Onsite)	Onsite	T46	09-Oct-14	Quarterly	EXPOSURE	1.92E+01	MR/STD QTR			
TLD Analysis (Onsite)	Onsite	T47	09-Oct-14	Quarterly	EXPOSURE	3.22E+01	MR/STD QTR			
TLD Analysis (Onsite)	Onsite	T48	09-Oct-14	Quarterly	EXPOSURE	2.42E+01	MR/STD QTR			
TLD Analysis (Onsite)	Onsite	T51	09-Oct-14	Quarterly	EXPOSURE	1.13E+01	MR/STD QTR			
TLD Analysis (Onsite)	Onsite	T52	09-Oct-14	Quarterly	EXPOSURE	1.41E+01	MR/STD QTR			
TLD Analysis (Onsite)	Onsite	T53	09-Oct-14	Quarterly	EXPOSURE	1.65E+01	MR/STD QTR			
TLD Analysis (Onsite)	Onsite	T54	09-Oct-14	Quarterly	EXPOSURE	1.36E+01	MR/STD QTR			
TLD Analysis (Onsite)	Onsite	T64	09-Oct-14	Quarterly	EXPOSURE	1.75E+01	MR/STD QTR			
TLD Analysis (Onsite)	Onsite	T65	09-Oct-14	Quarterly	EXPOSURE	1.75E+01	MR/STD QTR			
TLD Analysis (Onsite)	Onsite	T66	09-Oct-14	Quarterly	EXPOSURE	3.82E+01	MR/STD QTR			
TLD Analysis (Onsite)	Onsite	T67	09-Oct-14	Quarterly	EXPOSURE	1.37E+01	MR/STD QTR			

Fermi 2 - 2014
Annual Radiological Environmental Operating Report
Appendix C - Environmental Data Table

Medium	Location Category	Location ID	Date	Sample Type	Parameter	Result	Units	MDA	LLD	Lab Qualifier
Vegetables	Indicator	FP-1	24-Jul-14	Broccoli	Actinium-228	2.70E+01	PCI/KG	8.83E+01		U
Vegetables	Indicator	FP-1	24-Jul-14	Broccoli	Antimony-124	-9.97E-01	PCI/KG	4.26E+01		U
Vegetables	Indicator	FP-1	24-Jul-14	Broccoli	Antimony-125	1.79E+01	PCI/KG	5.19E+01		U
Vegetables	Indicator	FP-1	24-Jul-14	Broccoli	Barium-140	1.63E+01	PCI/KG	3.60E+01		U
Vegetables	Indicator	FP-1	24-Jul-14	Broccoli	Beryllium-7	1.23E+02	PCI/KG	1.93E+02		U
Vegetables	Indicator	FP-1	24-Jul-14	Broccoli	Cerium-141	2.46E+00	PCI/KG	2.27E+01		U
Vegetables	Indicator	FP-1	24-Jul-14	Broccoli	Cerium-144	3.58E+00	PCI/KG	9.51E+01		U
Vegetables	Indicator	FP-1	24-Jul-14	Broccoli	Cesium-134	1.44E+00	PCI/KG	2.42E+01	60	U
Vegetables	Indicator	FP-1	24-Jul-14	Broccoli	Cesium-137	1.98E+00	PCI/KG	2.40E+01	80	U
Vegetables	Indicator	FP-1	24-Jul-14	Broccoli	Chromium-51	-3.44E+01	PCI/KG	1.65E+02		U
Vegetables	Indicator	FP-1	24-Jul-14	Broccoli	Cobalt-57	-3.44E+00	PCI/KG	1.12E+01		U
Vegetables	Indicator	FP-1	24-Jul-14	Broccoli	Cobalt-58	1.76E+00	PCI/KG	2.13E+01		U
Vegetables	Indicator	FP-1	24-Jul-14	Broccoli	Cobalt-60	4.69E+00	PCI/KG	2.43E+01		U
Vegetables	Indicator	FP-1	24-Jul-14	Broccoli	Iodine-131	1.87E+00	PCI/KG	3.00E+01	60	U
Vegetables	Indicator	FP-1	24-Jul-14	Broccoli	Iron-59	-4.47E+01	PCI/KG	5.00E+01		U
Vegetables	Indicator	FP-1	24-Jul-14	Broccoli	Lanthanum-140	1.63E+01	PCI/KG	3.60E+01		U
Vegetables	Indicator	FP-1	24-Jul-14	Broccoli	Manganese-54	1.08E+01	PCI/KG	2.26E+01		U
Vegetables	Indicator	FP-1	24-Jul-14	Broccoli	Niobium-95	-3.01E+00	PCI/KG	2.00E+01		U
Vegetables	Indicator	FP-1	24-Jul-14	Broccoli	Potassium-40	3.93E+03	PCI/KG	1.90E+02		UI
Vegetables	Indicator	FP-1	24-Jul-14	Broccoli	Ruthenium-103	1.34E+00	PCI/KG	2.04E+01		U
Vegetables	Indicator	FP-1	24-Jul-14	Broccoli	Ruthenium-106	4.86E+01	PCI/KG	1.93E+02		U
Vegetables	Indicator	FP-1	24-Jul-14	Broccoli	Selenium-75	3.28E+00	PCI/KG	2.36E+01		U
Vegetables	Indicator	FP-1	24-Jul-14	Broccoli	Silver-108m	2.65E+00	PCI/KG	1.70E+01		U
Vegetables	Indicator	FP-1	24-Jul-14	Broccoli	Silver-110m	-2.32E-01	PCI/KG	3.05E+01		U
Vegetables	Indicator	FP-1	24-Jul-14	Broccoli	Thorium-228	1.29E+01	PCI/KG	2.96E+01		U
Vegetables	Indicator	FP-1	24-Jul-14	Broccoli	Zinc-65	1.30E+01	PCI/KG	4.92E+01		U
Vegetables	Indicator	FP-1	24-Jul-14	Broccoli	Zirconium-95	3.85E+00	PCI/KG	3.86E+01		U
Vegetables	Control	FP-9	24-Jul-14	Broccoli	Actinium-228	-2.31E+01	PCI/KG	8.89E+01		U
Vegetables	Control	FP-9	24-Jul-14	Broccoli	Antimony-124	-7.55E+00	PCI/KG	3.67E+01		U
Vegetables	Control	FP-9	24-Jul-14	Broccoli	Antimony-125	3.91E+00	PCI/KG	5.47E+01		U
Vegetables	Control	FP-9	24-Jul-14	Broccoli	Barium-140	-9.18E+00	PCI/KG	2.77E+01		U
Vegetables	Control	FP-9	24-Jul-14	Broccoli	Beryllium-7	2.05E+02	PCI/KG	2.08E+02		U
Vegetables	Control	FP-9	24-Jul-14	Broccoli	Cerium-141	5.74E+00	PCI/KG	2.80E+01		U
Vegetables	Control	FP-9	24-Jul-14	Broccoli	Cerium-144	5.65E+00	PCI/KG	1.12E+02		U
Vegetables	Control	FP-9	24-Jul-14	Broccoli	Cesium-134	-9.77E-01	PCI/KG	2.10E+01	60	U
Vegetables	Control	FP-9	24-Jul-14	Broccoli	Cesium-137	-6.73E-01	PCI/KG	1.85E+01	80	U
Vegetables	Control	FP-9	24-Jul-14	Broccoli	Chromium-51	6.86E+01	PCI/KG	1.86E+02		U
Vegetables	Control	FP-9	24-Jul-14	Broccoli	Cobalt-57	-2.13E+00	PCI/KG	1.34E+01		U
Vegetables	Control	FP-9	24-Jul-14	Broccoli	Cobalt-58	-3.78E+00	PCI/KG	1.90E+01		U
Vegetables	Control	FP-9	24-Jul-14	Broccoli	Cobalt-60	-7.85E+00	PCI/KG	1.79E+01		U
Vegetables	Control	FP-9	24-Jul-14	Broccoli	Iodine-131	4.74E+00	PCI/KG	3.34E+01	60	U
Vegetables	Control	FP-9	24-Jul-14	Broccoli	Iron-59	2.69E+00	PCI/KG	4.60E+01		U
Vegetables	Control	FP-9	24-Jul-14	Broccoli	Lanthanum-140	-9.18E+00	PCI/KG	2.77E+01		U
Vegetables	Control	FP-9	24-Jul-14	Broccoli	Manganese-54	-2.75E+00	PCI/KG	1.88E+01		U
Vegetables	Control	FP-9	24-Jul-14	Broccoli	Niobium-95	6.79E+00	PCI/KG	2.10E+01		U
Vegetables	Control	FP-9	24-Jul-14	Broccoli	Potassium-40	3.43E+03	PCI/KG	1.45E+02		U
Vegetables	Control	FP-9	24-Jul-14	Broccoli	Ruthenium-103	2.85E-01	PCI/KG	1.78E+01		U
Vegetables	Control	FP-9	24-Jul-14	Broccoli	Ruthenium-106	-2.70E+01	PCI/KG	1.72E+02		U
Vegetables	Control	FP-9	24-Jul-14	Broccoli	Selenium-75	1.86E-01	PCI/KG	2.49E+01		U
Vegetables	Control	FP-9	24-Jul-14	Broccoli	Silver-108m	-3.11E+00	PCI/KG	1.56E+01		U
Vegetables	Control	FP-9	24-Jul-14	Broccoli	Silver-110m	-7.53E+00	PCI/KG	2.24E+01		U
Vegetables	Control	FP-9	24-Jul-14	Broccoli	Thorium-228	1.18E+01	PCI/KG	3.47E+01		U

Fermi 2 - 2014
Annual Radiological Environmental Operating Report
Appendix C - Environmental Data Table

Medium	Location Category	Location ID	Date	Sample Type	Parameter	Result	Units	MDA	LLD	Lab Qualifier
Vegetables	Control	FP-9	24-Jul-14	Broccoli	Zinc-65	2.99E+00	PCI/KG	4.80E+01		U
Vegetables	Control	FP-9	24-Jul-14	Broccoli	Zirconium-95	-3.66E+00	PCI/KG	3.27E+01		U
Vegetables	Indicator	FP-1	28-Aug-14	Broccoli	Actinium-228	2.93E+01	PCI/KG	4.54E+01		U
Vegetables	Indicator	FP-1	28-Aug-14	Broccoli	Antimony-124	-1.01E+00	PCI/KG	2.36E+01		U
Vegetables	Indicator	FP-1	28-Aug-14	Broccoli	Antimony-125	-6.07E+00	PCI/KG	2.59E+01		U
Vegetables	Indicator	FP-1	28-Aug-14	Broccoli	Barium-140	-1.05E+01	PCI/KG	1.44E+01		U
Vegetables	Indicator	FP-1	28-Aug-14	Broccoli	Beryllium-7	4.17E+01	PCI/KG	8.57E+01		U
Vegetables	Indicator	FP-1	28-Aug-14	Broccoli	Cerium-141	1.27E+01	PCI/KG	1.55E+01		U
Vegetables	Indicator	FP-1	28-Aug-14	Broccoli	Cerium-144	-2.96E+01	PCI/KG	5.35E+01		U
Vegetables	Indicator	FP-1	28-Aug-14	Broccoli	Cesium-134	2.40E+00	PCI/KG	1.14E+01	60	U
Vegetables	Indicator	FP-1	28-Aug-14	Broccoli	Cesium-137	-2.23E+00	PCI/KG	1.01E+01	80	U
Vegetables	Indicator	FP-1	28-Aug-14	Broccoli	Chromium-51	3.86E+00	PCI/KG	9.23E+01		U
Vegetables	Indicator	FP-1	28-Aug-14	Broccoli	Cobalt-57	3.66E-01	PCI/KG	7.48E+00		U
Vegetables	Indicator	FP-1	28-Aug-14	Broccoli	Cobalt-58	-1.58E-01	PCI/KG	9.88E+00		U
Vegetables	Indicator	FP-1	28-Aug-14	Broccoli	Cobalt-60	2.67E+00	PCI/KG	1.16E+01		U
Vegetables	Indicator	FP-1	28-Aug-14	Broccoli	Iodine-131	-2.39E+00	PCI/KG	1.87E+01	60	U
Vegetables	Indicator	FP-1	28-Aug-14	Broccoli	Iron-59	3.97E-01	PCI/KG	2.28E+01		U
Vegetables	Indicator	FP-1	28-Aug-14	Broccoli	Lanthanum-140	-1.05E+01	PCI/KG	1.44E+01		U
Vegetables	Indicator	FP-1	28-Aug-14	Broccoli	Manganese-54	3.53E+00	PCI/KG	9.96E+00		U
Vegetables	Indicator	FP-1	28-Aug-14	Broccoli	Niobium-95	6.69E+00	PCI/KG	1.01E+01		U
Vegetables	Indicator	FP-1	28-Aug-14	Broccoli	Potassium-40	3.29E+03	PCI/KG	9.97E+01		U
Vegetables	Indicator	FP-1	28-Aug-14	Broccoli	Ruthenium-103	-3.68E+00	PCI/KG	9.65E+00		U
Vegetables	Indicator	FP-1	28-Aug-14	Broccoli	Ruthenium-106	1.06E+02	PCI/KG	8.79E+01		UI
Vegetables	Indicator	FP-1	28-Aug-14	Broccoli	Selenium-75	-1.01E+00	PCI/KG	1.19E+01		U
Vegetables	Indicator	FP-1	28-Aug-14	Broccoli	Silver-108m	3.62E+00	PCI/KG	8.63E+00		U
Vegetables	Indicator	FP-1	28-Aug-14	Broccoli	Silver-110m	-5.28E-01	PCI/KG	1.25E+01		U
Vegetables	Indicator	FP-1	28-Aug-14	Broccoli	Thorium-228	3.52E+00	PCI/KG	1.88E+01		U
Vegetables	Indicator	FP-1	28-Aug-14	Broccoli	Zinc-65	1.39E+01	PCI/KG	2.52E+01		U
Vegetables	Indicator	FP-1	28-Aug-14	Broccoli	Zirconium-95	-9.05E-01	PCI/KG	1.80E+01		U
Vegetables	Control	FP-9	28-Aug-14	Broccoli	Actinium-228	1.48E+01	PCI/KG	3.18E+01		U
Vegetables	Control	FP-9	28-Aug-14	Broccoli	Antimony-124	3.83E-01	PCI/KG	1.33E+01		U
Vegetables	Control	FP-9	28-Aug-14	Broccoli	Antimony-125	-2.35E-01	PCI/KG	1.70E+01		U
Vegetables	Control	FP-9	28-Aug-14	Broccoli	Barium-140	4.43E+00	PCI/KG	1.07E+01		U
Vegetables	Control	FP-9	28-Aug-14	Broccoli	Beryllium-7	1.26E+02	PCI/KG	4.96E+01		U
Vegetables	Control	FP-9	28-Aug-14	Broccoli	Cerium-141	-7.86E+00	PCI/KG	1.03E+01		U
Vegetables	Control	FP-9	28-Aug-14	Broccoli	Cerium-144	-5.05E+00	PCI/KG	3.83E+01		U
Vegetables	Control	FP-9	28-Aug-14	Broccoli	Cesium-134	6.11E-01	PCI/KG	7.21E+00	60	U
Vegetables	Control	FP-9	28-Aug-14	Broccoli	Cesium-137	4.73E+00	PCI/KG	6.06E+00	80	U
Vegetables	Control	FP-9	28-Aug-14	Broccoli	Chromium-51	-1.05E+01	PCI/KG	6.12E+01		U
Vegetables	Control	FP-9	28-Aug-14	Broccoli	Cobalt-57	4.23E-02	PCI/KG	5.16E+00		U
Vegetables	Control	FP-9	28-Aug-14	Broccoli	Cobalt-58	-5.07E-01	PCI/KG	6.41E+00		U
Vegetables	Control	FP-9	28-Aug-14	Broccoli	Cobalt-60	7.76E-01	PCI/KG	7.38E+00		U
Vegetables	Control	FP-9	28-Aug-14	Broccoli	Iodine-131	-2.47E+00	PCI/KG	1.08E+01	60	U
Vegetables	Control	FP-9	28-Aug-14	Broccoli	Iron-59	-4.54E+00	PCI/KG	1.33E+01		U
Vegetables	Control	FP-9	28-Aug-14	Broccoli	Lanthanum-140	4.43E+00	PCI/KG	1.07E+01		U
Vegetables	Control	FP-9	28-Aug-14	Broccoli	Manganese-54	-2.74E+00	PCI/KG	5.96E+00		U
Vegetables	Control	FP-9	28-Aug-14	Broccoli	Niobium-95	2.39E+00	PCI/KG	6.57E+00		U
Vegetables	Control	FP-9	28-Aug-14	Broccoli	Potassium-40	3.15E+03	PCI/KG	5.43E+01		U
Vegetables	Control	FP-9	28-Aug-14	Broccoli	Ruthenium-103	-1.63E+00	PCI/KG	6.12E+00		U
Vegetables	Control	FP-9	28-Aug-14	Broccoli	Ruthenium-106	1.99E+01	PCI/KG	5.84E+01		U
Vegetables	Control	FP-9	28-Aug-14	Broccoli	Selenium-75	-2.77E+00	PCI/KG	8.50E+00		U
Vegetables	Control	FP-9	28-Aug-14	Broccoli	Silver-108m	-2.07E+00	PCI/KG	5.20E+00		U

Fermi 2 - 2014
Annual Radiological Environmental Operating Report
Appendix C - Environmental Data Table

Medium	Location Category	Location ID	Date	Sample Type	Parameter	Result	Units	MDA	LLD	Lab Qualifier
Vegetables	Control	FP-9	28-Aug-14	Broccoli	Silver-110m	-1.95E+00	PCI/KG	8.87E+00		U
Vegetables	Control	FP-9	28-Aug-14	Broccoli	Thorium-228	2.93E+00	PCI/KG	1.28E+01		U
Vegetables	Control	FP-9	28-Aug-14	Broccoli	Zinc-65	-2.45E+00	PCI/KG	1.46E+01		U
Vegetables	Control	FP-9	28-Aug-14	Broccoli	Zirconium-95	4.37E+00	PCI/KG	1.18E+01		U
Vegetables	Indicator	FP-1	24-Jul-14	Cabbage	Actinium-228	3.71E+01	PCI/KG	6.41E+01		U
Vegetables	Indicator	FP-1	24-Jul-14	Cabbage	Antimony-124	-1.20E+01	PCI/KG	1.83E+01		U
Vegetables	Indicator	FP-1	24-Jul-14	Cabbage	Antimony-125	-4.39E+00	PCI/KG	3.21E+01		U
Vegetables	Indicator	FP-1	24-Jul-14	Cabbage	Barium-140	-2.12E+00	PCI/KG	1.73E+01		U
Vegetables	Indicator	FP-1	24-Jul-14	Cabbage	Beryllium-7	1.84E+02	PCI/KG	1.08E+02		
Vegetables	Indicator	FP-1	24-Jul-14	Cabbage	Cerium-141	-2.29E+01	PCI/KG	1.86E+01		U
Vegetables	Indicator	FP-1	24-Jul-14	Cabbage	Cerium-144	-3.25E+00	PCI/KG	6.10E+01		U
Vegetables	Indicator	FP-1	24-Jul-14	Cabbage	Cesium-134	9.26E+00	PCI/KG	1.40E+01	60	U
Vegetables	Indicator	FP-1	24-Jul-14	Cabbage	Cesium-137	1.91E+00	PCI/KG	1.28E+01	80	U
Vegetables	Indicator	FP-1	24-Jul-14	Cabbage	Chromium-51	-1.70E+01	PCI/KG	1.03E+02		U
Vegetables	Indicator	FP-1	24-Jul-14	Cabbage	Cobalt-57	-3.56E+00	PCI/KG	8.16E+00		U
Vegetables	Indicator	FP-1	24-Jul-14	Cabbage	Cobalt-58	2.85E+00	PCI/KG	1.25E+01		U
Vegetables	Indicator	FP-1	24-Jul-14	Cabbage	Cobalt-60	-4.99E+00	PCI/KG	1.38E+01		U
Vegetables	Indicator	FP-1	24-Jul-14	Cabbage	Iodine-131	2.70E+00	PCI/KG	1.97E+01	60	U
Vegetables	Indicator	FP-1	24-Jul-14	Cabbage	Iron-59	-4.18E+00	PCI/KG	2.68E+01		U
Vegetables	Indicator	FP-1	24-Jul-14	Cabbage	Lanthanum-140	-2.12E+00	PCI/KG	1.73E+01		U
Vegetables	Indicator	FP-1	24-Jul-14	Cabbage	Manganese-54	3.11E+00	PCI/KG	1.28E+01		U
Vegetables	Indicator	FP-1	24-Jul-14	Cabbage	Niobium-95	1.20E+00	PCI/KG	1.30E+01		U
Vegetables	Indicator	FP-1	24-Jul-14	Cabbage	Potassium-40	3.13E+03	PCI/KG	1.27E+02		
Vegetables	Indicator	FP-1	24-Jul-14	Cabbage	Ruthenium-103	-8.16E-01	PCI/KG	1.14E+01		U
Vegetables	Indicator	FP-1	24-Jul-14	Cabbage	Ruthenium-106	-8.49E+00	PCI/KG	1.11E+02		U
Vegetables	Indicator	FP-1	24-Jul-14	Cabbage	Selenium-75	-3.03E+00	PCI/KG	1.46E+01		U
Vegetables	Indicator	FP-1	24-Jul-14	Cabbage	Silver-108m	1.43E-01	PCI/KG	1.07E+01		U
Vegetables	Indicator	FP-1	24-Jul-14	Cabbage	Silver-110m	-1.13E+00	PCI/KG	1.84E+01		U
Vegetables	Indicator	FP-1	24-Jul-14	Cabbage	Thorium-228	7.28E+00	PCI/KG	2.48E+01		U
Vegetables	Indicator	FP-1	24-Jul-14	Cabbage	Zinc-65	6.24E+00	PCI/KG	2.79E+01		U
Vegetables	Indicator	FP-1	24-Jul-14	Cabbage	Zirconium-95	2.56E+00	PCI/KG	2.26E+01		U
Vegetables	Control	FP-9	24-Jul-14	Cabbage	Actinium-228	7.97E+01	PCI/KG	7.83E+01		UI
Vegetables	Control	FP-9	24-Jul-14	Cabbage	Antimony-124	1.13E+00	PCI/KG	3.26E+01		U
Vegetables	Control	FP-9	24-Jul-14	Cabbage	Antimony-125	-8.49E+00	PCI/KG	4.16E+01		U
Vegetables	Control	FP-9	24-Jul-14	Cabbage	Barium-140	1.14E+01	PCI/KG	2.93E+01		U
Vegetables	Control	FP-9	24-Jul-14	Cabbage	Beryllium-7	1.16E+02	PCI/KG	1.35E+02		U
Vegetables	Control	FP-9	24-Jul-14	Cabbage	Cerium-141	-7.90E+00	PCI/KG	1.87E+01		U
Vegetables	Control	FP-9	24-Jul-14	Cabbage	Cerium-144	-5.24E+00	PCI/KG	7.81E+01		U
Vegetables	Control	FP-9	24-Jul-14	Cabbage	Cesium-134	4.73E+00	PCI/KG	1.90E+01	60	U
Vegetables	Control	FP-9	24-Jul-14	Cabbage	Cesium-137	-2.31E+00	PCI/KG	1.63E+01	80	U
Vegetables	Control	FP-9	24-Jul-14	Cabbage	Chromium-51	-6.32E+01	PCI/KG	1.15E+02		U
Vegetables	Control	FP-9	24-Jul-14	Cabbage	Cobalt-57	2.31E+00	PCI/KG	1.04E+01		U
Vegetables	Control	FP-9	24-Jul-14	Cabbage	Cobalt-58	-8.43E+00	PCI/KG	1.47E+01		U
Vegetables	Control	FP-9	24-Jul-14	Cabbage	Cobalt-60	-7.09E+00	PCI/KG	1.48E+01		U
Vegetables	Control	FP-9	24-Jul-14	Cabbage	Iodine-131	-1.24E+01	PCI/KG	2.21E+01	60	U
Vegetables	Control	FP-9	24-Jul-14	Cabbage	Iron-59	-7.56E+00	PCI/KG	3.86E+01		U
Vegetables	Control	FP-9	24-Jul-14	Cabbage	Lanthanum-140	1.14E+01	PCI/KG	2.93E+01		U
Vegetables	Control	FP-9	24-Jul-14	Cabbage	Manganese-54	-2.91E+00	PCI/KG	1.57E+01		U
Vegetables	Control	FP-9	24-Jul-14	Cabbage	Niobium-95	1.03E+01	PCI/KG	1.54E+01		U
Vegetables	Control	FP-9	24-Jul-14	Cabbage	Potassium-40	5.33E+03	PCI/KG	1.42E+02		
Vegetables	Control	FP-9	24-Jul-14	Cabbage	Ruthenium-103	1.86E-01	PCI/KG	1.43E+01		U
Vegetables	Control	FP-9	24-Jul-14	Cabbage	Ruthenium-106	-6.11E+01	PCI/KG	1.27E+02		U

Fermi 2 - 2014
Annual Radiological Environmental Operating Report
Appendix C - Environmental Data Table

Medium	Location Category	Location ID	Date	Sample Type	Parameter	Result	Units	MDA	LLD	Lab Qualifier
Vegetables	Control	FP-9	24-Jul-14	Cabbage	Selenium-75	2.85E+00	PCI/KG	1.91E+01		U
Vegetables	Control	FP-9	24-Jul-14	Cabbage	Silver-108m	-9.36E+00	PCI/KG	1.17E+01		U
Vegetables	Control	FP-9	24-Jul-14	Cabbage	Silver-110m	1.92E+00	PCI/KG	2.13E+01		U
Vegetables	Control	FP-9	24-Jul-14	Cabbage	Thorium-228	1.10E+01	PCI/KG	2.79E+01		U
Vegetables	Control	FP-9	24-Jul-14	Cabbage	Zinc-65	-1.64E+01	PCI/KG	4.29E+01		U
Vegetables	Control	FP-9	24-Jul-14	Cabbage	Zirconium-95	-5.77E+00	PCI/KG	2.65E+01		U
Vegetables	Indicator	FP-1	28-Aug-14	Cabbage	Actinium-228	2.46E+00	PCI/KG	3.18E+01		U
Vegetables	Indicator	FP-1	28-Aug-14	Cabbage	Antimony-124	4.27E+00	PCI/KG	1.64E+01		U
Vegetables	Indicator	FP-1	28-Aug-14	Cabbage	Antimony-125	1.62E-01	PCI/KG	1.84E+01		U
Vegetables	Indicator	FP-1	28-Aug-14	Cabbage	Barium-140	6.27E-01	PCI/KG	1.21E+01		U
Vegetables	Indicator	FP-1	28-Aug-14	Cabbage	Beryllium-7	-2.04E+00	PCI/KG	5.81E+01		U
Vegetables	Indicator	FP-1	28-Aug-14	Cabbage	Cerium-141	1.37E+00	PCI/KG	1.11E+01		U
Vegetables	Indicator	FP-1	28-Aug-14	Cabbage	Cerium-144	7.82E+00	PCI/KG	3.78E+01		U
Vegetables	Indicator	FP-1	28-Aug-14	Cabbage	Cesium-134	2.25E+00	PCI/KG	8.27E+00	60	U
Vegetables	Indicator	FP-1	28-Aug-14	Cabbage	Cesium-137	2.32E+00	PCI/KG	7.22E+00	80	U
Vegetables	Indicator	FP-1	28-Aug-14	Cabbage	Chromium-51	4.33E+01	PCI/KG	6.76E+01		U
Vegetables	Indicator	FP-1	28-Aug-14	Cabbage	Cobalt-57	1.61E+00	PCI/KG	5.05E+00		U
Vegetables	Indicator	FP-1	28-Aug-14	Cabbage	Cobalt-58	6.29E+00	PCI/KG	6.40E+00		U
Vegetables	Indicator	FP-1	28-Aug-14	Cabbage	Cobalt-60	-4.32E-01	PCI/KG	6.99E+00		U
Vegetables	Indicator	FP-1	28-Aug-14	Cabbage	Iodine-131	-2.04E+00	PCI/KG	1.24E+01	60	U
Vegetables	Indicator	FP-1	28-Aug-14	Cabbage	Iron-59	1.34E+01	PCI/KG	1.67E+01		U
Vegetables	Indicator	FP-1	28-Aug-14	Cabbage	Lanthanum-140	6.27E-01	PCI/KG	1.21E+01		U
Vegetables	Indicator	FP-1	28-Aug-14	Cabbage	Manganese-54	1.39E+00	PCI/KG	6.67E+00		U
Vegetables	Indicator	FP-1	28-Aug-14	Cabbage	Niobium-95	3.87E+00	PCI/KG	7.51E+00		U
Vegetables	Indicator	FP-1	28-Aug-14	Cabbage	Potassium-40	1.80E+03	PCI/KG	7.06E+01		U
Vegetables	Indicator	FP-1	28-Aug-14	Cabbage	Ruthenium-103	-3.56E+00	PCI/KG	6.46E+00		U
Vegetables	Indicator	FP-1	28-Aug-14	Cabbage	Ruthenium-106	-9.58E+00	PCI/KG	6.57E+01		U
Vegetables	Indicator	FP-1	28-Aug-14	Cabbage	Selenium-75	-2.41E+00	PCI/KG	8.29E+00		U
Vegetables	Indicator	FP-1	28-Aug-14	Cabbage	Silver-108m	-2.66E+00	PCI/KG	5.58E+00		U
Vegetables	Indicator	FP-1	28-Aug-14	Cabbage	Silver-110m	-5.17E+00	PCI/KG	8.48E+00		U
Vegetables	Indicator	FP-1	28-Aug-14	Cabbage	Thorium-228	-7.18E+00	PCI/KG	1.37E+01		U
Vegetables	Indicator	FP-1	28-Aug-14	Cabbage	Zinc-65	9.39E-01	PCI/KG	1.52E+01		U
Vegetables	Indicator	FP-1	28-Aug-14	Cabbage	Zirconium-95	8.10E+00	PCI/KG	1.30E+01		U
Vegetables	Control	FP-9	28-Aug-14	Cabbage	Actinium-228	8.21E+00	PCI/KG	3.20E+01		U
Vegetables	Control	FP-9	28-Aug-14	Cabbage	Antimony-124	5.82E-01	PCI/KG	1.68E+01		U
Vegetables	Control	FP-9	28-Aug-14	Cabbage	Antimony-125	-1.99E+00	PCI/KG	1.69E+01		U
Vegetables	Control	FP-9	28-Aug-14	Cabbage	Barium-140	1.74E+00	PCI/KG	1.13E+01		U
Vegetables	Control	FP-9	28-Aug-14	Cabbage	Beryllium-7	2.03E+00	PCI/KG	5.80E+01		U
Vegetables	Control	FP-9	28-Aug-14	Cabbage	Cerium-141	-1.12E+00	PCI/KG	1.10E+01		U
Vegetables	Control	FP-9	28-Aug-14	Cabbage	Cerium-144	1.59E+01	PCI/KG	3.89E+01		U
Vegetables	Control	FP-9	28-Aug-14	Cabbage	Cesium-134	6.96E-01	PCI/KG	7.87E+00	60	U
Vegetables	Control	FP-9	28-Aug-14	Cabbage	Cesium-137	3.51E-01	PCI/KG	6.93E+00	80	U
Vegetables	Control	FP-9	28-Aug-14	Cabbage	Chromium-51	3.79E+00	PCI/KG	6.30E+01		U
Vegetables	Control	FP-9	28-Aug-14	Cabbage	Cobalt-57	3.66E+00	PCI/KG	4.36E+00		U
Vegetables	Control	FP-9	28-Aug-14	Cabbage	Cobalt-58	2.11E+00	PCI/KG	7.04E+00		U
Vegetables	Control	FP-9	28-Aug-14	Cabbage	Cobalt-60	4.25E+00	PCI/KG	7.66E+00		U
Vegetables	Control	FP-9	28-Aug-14	Cabbage	Iodine-131	1.20E+00	PCI/KG	1.17E+01	60	U
Vegetables	Control	FP-9	28-Aug-14	Cabbage	Iron-59	-2.37E+00	PCI/KG	1.51E+01		U
Vegetables	Control	FP-9	28-Aug-14	Cabbage	Lanthanum-140	1.74E+00	PCI/KG	1.13E+01		U
Vegetables	Control	FP-9	28-Aug-14	Cabbage	Manganese-54	-1.50E+00	PCI/KG	6.70E+00		U
Vegetables	Control	FP-9	28-Aug-14	Cabbage	Niobium-95	2.24E+00	PCI/KG	7.02E+00		U
Vegetables	Control	FP-9	28-Aug-14	Cabbage	Potassium-40	1.53E+03	PCI/KG	6.27E+01		U

Fermi 2 - 2014
Annual Radiological Environmental Operating Report
Appendix C - Environmental Data Table

Medium	Location Category	Location ID	Date	Sample Type	Parameter	Result	Units	MDA	LLD	Lab Qualifier
Vegetables	Control	FP-9	28-Aug-14	Cabbage	Ruthenium-103	7.29E-01	PCI/KG	6.57E+00		U
Vegetables	Control	FP-9	28-Aug-14	Cabbage	Ruthenium-106	9.00E-01	PCI/KG	6.18E+01		U
Vegetables	Control	FP-9	28-Aug-14	Cabbage	Selenium-75	-7.61E-01	PCI/KG	8.17E+00		U
Vegetables	Control	FP-9	28-Aug-14	Cabbage	Silver-108m	4.15E+00	PCI/KG	6.20E+00		U
Vegetables	Control	FP-9	28-Aug-14	Cabbage	Silver-110m	4.67E-01	PCI/KG	1.04E+01		U
Vegetables	Control	FP-9	28-Aug-14	Cabbage	Thorium-228	3.12E-01	PCI/KG	1.40E+01		U
Vegetables	Control	FP-9	28-Aug-14	Cabbage	Zinc-65	5.12E+00	PCI/KG	1.50E+01		U
Vegetables	Control	FP-9	28-Aug-14	Cabbage	Zirconium-95	3.21E+00	PCI/KG	1.21E+01		U
Vegetables	Indicator	FP-1	24-Jul-14	Cauliflower	Actinium-228	-4.13E+01	PCI/KG	4.75E+01		U
Vegetables	Indicator	FP-1	24-Jul-14	Cauliflower	Antimony-124	-3.64E+00	PCI/KG	3.28E+01		U
Vegetables	Indicator	FP-1	24-Jul-14	Cauliflower	Antimony-125	2.20E+01	PCI/KG	3.80E+01		U
Vegetables	Indicator	FP-1	24-Jul-14	Cauliflower	Barium-140	-1.63E+00	PCI/KG	1.84E+01		U
Vegetables	Indicator	FP-1	24-Jul-14	Cauliflower	Beryllium-7	1.28E+02	PCI/KG	1.04E+02		
Vegetables	Indicator	FP-1	24-Jul-14	Cauliflower	Cerium-141	1.34E+00	PCI/KG	1.90E+01		U
Vegetables	Indicator	FP-1	24-Jul-14	Cauliflower	Cerium-144	1.28E+01	PCI/KG	7.69E+01		U
Vegetables	Indicator	FP-1	24-Jul-14	Cauliflower	Cesium-134	4.84E+00	PCI/KG	1.55E+01	60	U
Vegetables	Indicator	FP-1	24-Jul-14	Cauliflower	Cesium-137	1.33E+00	PCI/KG	1.35E+01	80	U
Vegetables	Indicator	FP-1	24-Jul-14	Cauliflower	Chromium-51	-2.42E+01	PCI/KG	1.09E+02		U
Vegetables	Indicator	FP-1	24-Jul-14	Cauliflower	Cobalt-57	-2.19E+00	PCI/KG	9.81E+00		U
Vegetables	Indicator	FP-1	24-Jul-14	Cauliflower	Cobalt-58	9.97E-01	PCI/KG	1.24E+01		U
Vegetables	Indicator	FP-1	24-Jul-14	Cauliflower	Cobalt-60	1.51E+01	PCI/KG	1.07E+01		UI
Vegetables	Indicator	FP-1	24-Jul-14	Cauliflower	Iodine-131	-2.33E+00	PCI/KG	1.90E+01	60	U
Vegetables	Indicator	FP-1	24-Jul-14	Cauliflower	Iron-59	-9.26E+00	PCI/KG	2.46E+01		U
Vegetables	Indicator	FP-1	24-Jul-14	Cauliflower	Lanthanum-140	-1.63E+00	PCI/KG	1.84E+01		U
Vegetables	Indicator	FP-1	24-Jul-14	Cauliflower	Manganese-54	2.99E+00	PCI/KG	1.41E+01		U
Vegetables	Indicator	FP-1	24-Jul-14	Cauliflower	Niobium-95	5.91E+00	PCI/KG	1.32E+01		U
Vegetables	Indicator	FP-1	24-Jul-14	Cauliflower	Potassium-40	3.55E+03	PCI/KG	1.19E+02		
Vegetables	Indicator	FP-1	24-Jul-14	Cauliflower	Ruthenium-103	-1.12E+00	PCI/KG	1.17E+01		U
Vegetables	Indicator	FP-1	24-Jul-14	Cauliflower	Ruthenium-106	1.02E+01	PCI/KG	1.13E+02		U
Vegetables	Indicator	FP-1	24-Jul-14	Cauliflower	Selenium-75	3.07E+00	PCI/KG	1.66E+01		U
Vegetables	Indicator	FP-1	24-Jul-14	Cauliflower	Silver-108m	1.65E+00	PCI/KG	1.14E+01		U
Vegetables	Indicator	FP-1	24-Jul-14	Cauliflower	Silver-110m	3.35E+00	PCI/KG	1.88E+01		U
Vegetables	Indicator	FP-1	24-Jul-14	Cauliflower	Thorium-228	-9.53E+00	PCI/KG	2.37E+01		U
Vegetables	Indicator	FP-1	24-Jul-14	Cauliflower	Zinc-65	3.62E+00	PCI/KG	3.14E+01		U
Vegetables	Indicator	FP-1	24-Jul-14	Cauliflower	Zirconium-95	5.16E+00	PCI/KG	2.40E+01		U
Vegetables	Control	FP-9	24-Jul-14	Collards	Actinium-228	7.67E+01	PCI/KG	1.03E+02		U
Vegetables	Control	FP-9	24-Jul-14	Collards	Antimony-124	1.50E+01	PCI/KG	4.79E+01		U
Vegetables	Control	FP-9	24-Jul-14	Collards	Antimony-125	-5.84E+00	PCI/KG	4.67E+01		U
Vegetables	Control	FP-9	24-Jul-14	Collards	Barium-140	6.48E+00	PCI/KG	3.53E+01		U
Vegetables	Control	FP-9	24-Jul-14	Collards	Beryllium-7	-8.59E+01	PCI/KG	1.50E+02		U
Vegetables	Control	FP-9	24-Jul-14	Collards	Cerium-141	-2.28E+01	PCI/KG	2.93E+01		U
Vegetables	Control	FP-9	24-Jul-14	Collards	Cerium-144	-1.97E+01	PCI/KG	1.17E+02		U
Vegetables	Control	FP-9	24-Jul-14	Collards	Cesium-134	-4.67E+00	PCI/KG	1.96E+01	60	U
Vegetables	Control	FP-9	24-Jul-14	Collards	Cesium-137	-2.56E+00	PCI/KG	1.85E+01	80	U
Vegetables	Control	FP-9	24-Jul-14	Collards	Chromium-51	1.14E+01	PCI/KG	1.66E+02		U
Vegetables	Control	FP-9	24-Jul-14	Collards	Cobalt-57	1.24E+01	PCI/KG	1.61E+01		U
Vegetables	Control	FP-9	24-Jul-14	Collards	Cobalt-58	-5.50E+00	PCI/KG	1.72E+01		U
Vegetables	Control	FP-9	24-Jul-14	Collards	Cobalt-60	-9.48E-01	PCI/KG	1.74E+01		U
Vegetables	Control	FP-9	24-Jul-14	Collards	Iodine-131	2.69E+01	PCI/KG	3.81E+01	60	U
Vegetables	Control	FP-9	24-Jul-14	Collards	Iron-59	1.59E+00	PCI/KG	4.50E+01		U
Vegetables	Control	FP-9	24-Jul-14	Collards	Lanthanum-140	6.48E+00	PCI/KG	3.53E+01		U
Vegetables	Control	FP-9	24-Jul-14	Collards	Manganese-54	2.09E+00	PCI/KG	1.97E+01		U

Fermi 2 - 2014
Annual Radiological Environmental Operating Report
Appendix C - Environmental Data Table

Medium	Location Category	Location ID	Date	Sample Type	Parameter	Result	Units	MDA	LLD	Lab Qualifier
Vegetables	Control	FP-9	24-Jul-14	Collards	Niobium-95	5.38E+00	PCI/KG	2.01E+01		U
Vegetables	Control	FP-9	24-Jul-14	Collards	Potassium-40	3.16E+03	PCI/KG	1.59E+02		
Vegetables	Control	FP-9	24-Jul-14	Collards	Ruthenium-103	-4.27E+00	PCI/KG	1.72E+01		U
Vegetables	Control	FP-9	24-Jul-14	Collards	Ruthenium-106	7.00E+01	PCI/KG	1.74E+02		U
Vegetables	Control	FP-9	24-Jul-14	Collards	Selenium-75	-1.77E+00	PCI/KG	2.44E+01		U
Vegetables	Control	FP-9	24-Jul-14	Collards	Silver-108m	5.84E+00	PCI/KG	1.61E+01		U
Vegetables	Control	FP-9	24-Jul-14	Collards	Silver-110m	-5.72E+00	PCI/KG	2.33E+01		U
Vegetables	Control	FP-9	24-Jul-14	Collards	Thorium-228	1.02E+01	PCI/KG	3.46E+01		U
Vegetables	Control	FP-9	24-Jul-14	Collards	Zinc-65	2.00E+01	PCI/KG	5.22E+01		U
Vegetables	Control	FP-9	24-Jul-14	Collards	Zirconium-95	1.61E+01	PCI/KG	3.52E+01		U
Vegetables	Indicator	FP-1	28-Aug-14	Collards	Actinium-228	1.63E+01	PCI/KG	4.21E+01		U
Vegetables	Indicator	FP-1	28-Aug-14	Collards	Antimony-124	4.03E+00	PCI/KG	2.51E+01		U
Vegetables	Indicator	FP-1	28-Aug-14	Collards	Antimony-125	1.38E+01	PCI/KG	2.51E+01		U
Vegetables	Indicator	FP-1	28-Aug-14	Collards	Barium-140	2.82E-01	PCI/KG	1.43E+01		U
Vegetables	Indicator	FP-1	28-Aug-14	Collards	Beryllium-7	3.08E+01	PCI/KG	8.66E+01		U
Vegetables	Indicator	FP-1	28-Aug-14	Collards	Cerium-141	9.59E+00	PCI/KG	1.51E+01		U
Vegetables	Indicator	FP-1	28-Aug-14	Collards	Cerium-144	1.27E+01	PCI/KG	5.38E+01		U
Vegetables	Indicator	FP-1	28-Aug-14	Collards	Cesium-134	5.63E+00	PCI/KG	1.16E+01	60	U
Vegetables	Indicator	FP-1	28-Aug-14	Collards	Cesium-137	-3.55E+00	PCI/KG	9.98E+00	80	U
Vegetables	Indicator	FP-1	28-Aug-14	Collards	Chromium-51	1.32E+01	PCI/KG	8.80E+01		U
Vegetables	Indicator	FP-1	28-Aug-14	Collards	Cobalt-57	-1.04E+00	PCI/KG	7.03E+00		U
Vegetables	Indicator	FP-1	28-Aug-14	Collards	Cobalt-58	-1.31E+00	PCI/KG	9.35E+00		U
Vegetables	Indicator	FP-1	28-Aug-14	Collards	Cobalt-60	-3.09E+00	PCI/KG	1.01E+01		U
Vegetables	Indicator	FP-1	28-Aug-14	Collards	Iodine-131	-3.43E+00	PCI/KG	1.79E+01	60	U
Vegetables	Indicator	FP-1	28-Aug-14	Collards	Iron-59	-1.07E+00	PCI/KG	2.30E+01		U
Vegetables	Indicator	FP-1	28-Aug-14	Collards	Lanthanum-140	2.82E-01	PCI/KG	1.43E+01		U
Vegetables	Indicator	FP-1	28-Aug-14	Collards	Manganese-54	1.15E+00	PCI/KG	9.42E+00		U
Vegetables	Indicator	FP-1	28-Aug-14	Collards	Niobium-95	9.60E+00	PCI/KG	9.08E+00		UI
Vegetables	Indicator	FP-1	28-Aug-14	Collards	Potassium-40	4.35E+03	PCI/KG	8.79E+01		
Vegetables	Indicator	FP-1	28-Aug-14	Collards	Ruthenium-103	-5.19E-01	PCI/KG	1.00E+01		U
Vegetables	Indicator	FP-1	28-Aug-14	Collards	Ruthenium-106	1.16E-01	PCI/KG	8.65E+01		U
Vegetables	Indicator	FP-1	28-Aug-14	Collards	Selenium-75	3.62E+00	PCI/KG	1.21E+01		U
Vegetables	Indicator	FP-1	28-Aug-14	Collards	Silver-108m	2.25E+00	PCI/KG	7.92E+00		U
Vegetables	Indicator	FP-1	28-Aug-14	Collards	Silver-110m	7.68E+00	PCI/KG	1.51E+01		U
Vegetables	Indicator	FP-1	28-Aug-14	Collards	Thorium-228	3.46E+00	PCI/KG	1.54E+01		U
Vegetables	Indicator	FP-1	28-Aug-14	Collards	Zinc-65	-5.12E+00	PCI/KG	2.46E+01		U
Vegetables	Indicator	FP-1	28-Aug-14	Collards	Zirconium-95	-2.56E+00	PCI/KG	1.79E+01		U
Vegetables	Control	FP-9	28-Aug-14	Collards	Actinium-228	4.98E+01	PCI/KG	4.42E+01		UI
Vegetables	Control	FP-9	28-Aug-14	Collards	Antimony-124	-1.83E+00	PCI/KG	2.07E+01		U
Vegetables	Control	FP-9	28-Aug-14	Collards	Antimony-125	2.11E+00	PCI/KG	2.72E+01		U
Vegetables	Control	FP-9	28-Aug-14	Collards	Barium-140	5.94E+00	PCI/KG	1.82E+01		U
Vegetables	Control	FP-9	28-Aug-14	Collards	Beryllium-7	2.84E+02	PCI/KG	8.54E+01		
Vegetables	Control	FP-9	28-Aug-14	Collards	Cerium-141	-9.02E-01	PCI/KG	1.71E+01		U
Vegetables	Control	FP-9	28-Aug-14	Collards	Cerium-144	4.86E+00	PCI/KG	5.68E+01		U
Vegetables	Control	FP-9	28-Aug-14	Collards	Cesium-134	3.25E+00	PCI/KG	1.11E+01	60	U
Vegetables	Control	FP-9	28-Aug-14	Collards	Cesium-137	1.34E+00	PCI/KG	1.05E+01	80	U
Vegetables	Control	FP-9	28-Aug-14	Collards	Chromium-51	-2.81E+01	PCI/KG	1.03E+02		U
Vegetables	Control	FP-9	28-Aug-14	Collards	Cobalt-57	-2.01E-01	PCI/KG	7.43E+00		U
Vegetables	Control	FP-9	28-Aug-14	Collards	Cobalt-58	2.96E+00	PCI/KG	1.12E+01		U
Vegetables	Control	FP-9	28-Aug-14	Collards	Cobalt-60	2.55E+00	PCI/KG	1.08E+01		U
Vegetables	Control	FP-9	28-Aug-14	Collards	Iodine-131	-9.01E+00	PCI/KG	2.72E+01	60	U
Vegetables	Control	FP-9	28-Aug-14	Collards	Iron-59	1.10E+01	PCI/KG	2.31E+01		U

*Fermi 2 - 2014
Annual Radiological Environmental Operating Report
Appendix C - Environmental Data Table*

Medium	Location Category	Location ID	Date	Sample Type	Parameter	Result	Units	MDA	LLD	Lab Qualifier
Vegetables	Control	FP-9	28-Aug-14	Collards	Lanthanum-140	5.94E+00	PCI/KG	1.82E+01		U
Vegetables	Control	FP-9	28-Aug-14	Collards	Manganese-54	5.32E+00	PCI/KG	1.16E+01		U
Vegetables	Control	FP-9	28-Aug-14	Collards	Niobium-95	4.57E+00	PCI/KG	1.15E+01		U
Vegetables	Control	FP-9	28-Aug-14	Collards	Potassium-40	3.80E+03	PCI/KG	1.02E+02		
Vegetables	Control	FP-9	28-Aug-14	Collards	Ruthenium-103	-4.11E+00	PCI/KG	1.10E+01		U
Vegetables	Control	FP-9	28-Aug-14	Collards	Ruthenium-106	-2.47E+01	PCI/KG	8.71E+01		U
Vegetables	Control	FP-9	28-Aug-14	Collards	Selenium-75	-5.37E+00	PCI/KG	1.24E+01		U
Vegetables	Control	FP-9	28-Aug-14	Collards	Silver-108m	-7.44E-02	PCI/KG	9.32E+00		U
Vegetables	Control	FP-9	28-Aug-14	Collards	Silver-110m	3.48E+00	PCI/KG	1.48E+01		U
Vegetables	Control	FP-9	28-Aug-14	Collards	Thorium-228	-2.87E+00	PCI/KG	1.82E+01		U
Vegetables	Control	FP-9	28-Aug-14	Collards	Zinc-65	3.06E+00	PCI/KG	2.26E+01		U
Vegetables	Control	FP-9	28-Aug-14	Collards	Zirconium-95	-1.13E+01	PCI/KG	1.80E+01		U

Appendix D

Environmental Program Exceptions

Environmental Program Exceptions

On occasions, samples cannot be collected. This can be due to a variety of events, such as equipment malfunction, loss of electrical power, severe weather conditions, or vandalism. In 2014, missed samples were a result of missing field TLDs. The following sections list all missed samples, changes and corrective actions taken during 2014. These missed samples did not have a significant impact on the execution of the REMP.

Direct Radiation Monitoring

All TLDs are placed in the field in inconspicuous locations to minimize the loss of TLDs due to vandalism. During 2014, two hundred and sixteen (212) TLDs were placed in the field for the REMP program and all but three (3) TLDs were collected and processed.

- During the third quarter collection T-01, was found missing and was replaced with the next quarter's TLD.
- During the third quarter collection T-63 was found missing and was replaced with the next quarter's TLD.
- During the fourth quarter collection T-37 was found missing and was replaced with a spare TLD.

Atmospheric Monitoring

During 2014, two hundred fifty-three (253) air samples were placed in the field and all but two collected and processed. There were no changes to the Atmospheric Monitoring program during 2014.

- During the second week of April, 2014, the Air Sampler at API-2 was found out of service (loss of power) so the Particulate Filter (for Gross Beta) and Charcoal Cartridge (for radioiodines) samples were not deemed representative samples and were not be processed. Power was restored and there were no further discrepancies.
- During the first week of November, 2014, the Air Sampler at API-1 was found out of service so the Particulate Filter (for Gross Beta) and Charcoal Cartridge (for radioiodines) samples were not deemed representative samples and were not be processed. API pump was swapped with another unit and there were no further discrepancies.

Fermi 2 maintains 5 air samplers, of which four are designated indicator locations and one is a control location. A review of the rationale for the location of the site atmospheric monitoring station was performed in the summer of 2014 (Corrective Action Review Document 14-26665). The air sampler locations were compared against requirements of the site Offsite Dose Calculation Manual (ODCM).

Based on this review one discrepancy was identified. It was determined that, per the ODCM, an air sampler should be located in the WNW sector. The site is currently in the process of having an air sample installed in this sector.

Terrestrial Monitoring - None

Milk Sampling - None

Garden Sampling - None

Groundwater Sampling - None

Aquatic Monitoring - None

Drinking Water Sampling - None

Surface Water Sampling - None

Sediment Sampling - None

Fish Sampling - None

Program Changes - None

Appendix E

Interlaboratory Comparison Data
GEL Laboratories'
Quality Assurance Programs
and the
Annual Quality Assurance Status Report
Environmental Dosimetry Company

Interlaboratory Comparison Program for 2014

In an interlaboratory comparison program, participant laboratories receive from a commerce source, environmental samples of known activity concentration for analysis. After the samples have been analyzed by the laboratory, the manufacturer of the sample reports the known activity concentration of the samples to the laboratory. The laboratory compares its results to the reported concentrations to determine any significant deviations, investigates such deviations if found, and initiates corrective action if necessary. Participation in this program provides assurance that the contract laboratory is capable of meeting accepted criteria for radioactivity analysis. The following is GEL Laboratories' participation in an interlaboratory comparison program and the Annual Quality Assurance Status Report for the Environmental Dosimetry Company.



Laboratories LLC

2014 ANNUAL QUALITY ASSURANCE REPORT

FOR THE

**RADIOLOGICAL ENVIRONMENTAL
MONITORING PROGRAM (REMP)**

2014 ANNUAL QUALITY ASSURANCE REPORT
FOR THE
RADIOLOGICAL ENVIRONMENTAL
MONITORING PROGRAM (REMP)

Approved By:



Robert L. Pullano
Director, Quality Systems

February 13, 2015

Date



TABLE OF CONTENTS

1. INTRODUCTION 5

2. QUALITY ASSURANCE PROGRAMS FOR INTER-LABORATORY, INTRA-LABORATORY AND THIRD PARTY CROSS-CHECK..... 6

3. QUALITY ASSURANCE PROGRAM FOR INTERNAL AND EXTERNAL AUDITS 7

4. PERFORMANCE EVALUATION ACCEPTANCE CRITERIA FOR ENVIRONMENTAL SAMPLE ANALYSIS 8

5. PERFORMANCE EVALUATION SAMPLES..... 8

6. QUALITY CONTROL PROGRAM FOR ENVIRONMENTAL SAMPLE ANALYSIS 8

7. SUMMARY OF DATA RESULTS..... 9

8. SUMMARY OF PARTICIPATION IN THE ECKERT & ZIEGLER ANALYTICS ENVIRONMENTAL CROSS-CHECK PROGRAM..... 9

9. SUMMARY OF PARTICIPATION IN THE MAPEP MONITORING PROGRAM 10

10. SUMMARY OF PARTICIPATION IN THE ERA MRAD PT PROGRAM 10

11. SUMMARY OF PARTICIPATION IN THE ERA PT PROGRAM..... 10

12. CORRECTIVE ACTION REQUEST AND REPORT (CARR) 10

13. REFERENCES 12

TABLE OF CONTENTS (CONTINUED)

TABLES

Table 1 2012 Radiological Proficiency Testing Results and Acceptance Criteria 13

Table 2 2012 Eckert & Ziegler Analytics Performance Evaluation Results29

Table 3 2012 Department of Energy Mixed Analyte Performance Evaluation Program (MAPEP) Results31

Table 4 2012 ERA Program Performance Evaluation Results.....36

Table 5 2012 ERA Program (MRAD) Performance Evaluation Results38

Table 6 REMP Intra-Laboratory Data Summary: Bias and Precision By Matrix.....54

Table 7 All Radiological Intra-Laboratory Data Summary: Bias and Precision By Matrix.....56

Table 8 2012 Corrective Action Report Summary.....63

FIGURES

Figure 1 Cobalt-60 Performance Evaluation Results and % Bias.....45

Figure 2 Cesium-137 Performance Evaluation Results and % Bias46

Figure 3 Tritium Performance Evaluation Results and % Bias47

Figure 4 Strontium-90 Performance Evaluation Results and % Bias.....48

Figure 5 Gross Alpha Performance Evaluation Results and % Bias.....49

Figure 6 Gross Beta Performance Evaluation Results and % Bias50

Figure 7 Iodine-131 Performance Evaluation Results and % Bias51

Figure 8 Americium-241 Performance Evaluation Results and % Bias52

Figure 9 Plutonium-238 Performance Evaluation Results and % Bias53

**2014 ANNUAL QUALITY ASSURANCE REPORT FOR THE
RADIOLOGICAL ENVIRONMENTAL MONITORING PROGRAM (REMP)****1. Introduction**

GEL Laboratories, LLC (GEL) is a privately owned environmental laboratory dedicated to providing personalized client services of the highest quality. GEL was established as an analytical testing laboratory in 1981. Now a full service lab, our analytical divisions use state of the art equipment and methods to provide a comprehensive array of organic, inorganic, and radiochemical analyses to meet the needs of our clients.

At GEL, quality is emphasized at every level of personnel throughout the company. Management's ongoing commitment to good professional practice and to the quality of our testing services to our customers is demonstrated by their dedication of personnel and resources to develop, implement, assess, and improve our technical and management operations.

The purpose of GEL's quality assurance program is to establish policies, procedures, and processes to meet or exceed the expectations of our clients. To achieve this, all personnel that support these services to our clients are introduced to the program and policies during their initial orientation, and annually thereafter during company-wide training sessions.

GEL's primary goals are to ensure that all measurement data generated are scientifically and legally defensible, of known and acceptable quality per the data quality objectives (DQOs), and thoroughly documented to provide sound support for environmental decisions. In addition, GEL continues to ensure compliance with all contractual requirements, environmental standards, and regulations established by local, state and federal authorities.

GEL administers the QA program in accordance with the Quality Assurance Plan, GL-QS-B-001. Our Quality Systems include all quality assurance (QA) policies and quality control (QC) procedures necessary to plan, implement, and assess the work we perform. GEL's QA Program establishes a quality management system (QMS) that governs all of the activities of our organization.

This report entails the quality assurance program for the proficiency testing and environmental monitoring aspects of GEL for 2014. GEL's QA Program is designed to monitor the quality of analytical processing associated with environmental, radiobioassay, effluent (10 CFR Part 50), and waste (10 CFR Part 61) sample analysis.

This report covers the category of Radiological Environmental Monitoring Program (REMP) and includes:

- Intra-laboratory QC results analyzed during 2014.
- Inter-laboratory QC results analyzed during 2014 where known values were available.

2. Quality Assurance Programs for Inter-laboratory, Intra-laboratory and Third Party Cross-Check

In addition to internal and client audits, our laboratory participates in annual performance evaluation studies conducted by independent providers. We routinely participate in the following types of performance audits:

- Proficiency testing and other inter-laboratory comparisons
- Performance requirements necessary to retain Certifications
- Evaluation of recoveries of certified reference and in-house secondary reference materials using statistical process control data.
- Evaluation of relative percent difference between measurements through SPC data.

We also participate in a number of proficiency testing programs for federal and state agencies and as required by contracts. It is our policy that no proficiency evaluation samples be analyzed in any special manner. Our annual performance evaluation participation generally includes a combination of studies that support the following:

- US Environmental Protection Agency Discharge Monitoring Report, Quality Assurance Program (DMR-QA). Annual national program sponsored by EPA for laboratories engaged in the analysis of samples associated with the NPDES monitoring program. Participation is mandatory for all holders of NPDES permits. The permit holder must analyze for all of the parameters listed on the discharge permit. Parameters include general chemistry, metals, BOD/COD, oil and grease, ammonia, nitrates, etc.
- Department of Energy Mixed Analyte Performance Evaluation Program (MAPEP). A semiannual program developed by DOE in support of DOE contractors performing waste analyses. Participation is required for all laboratories that perform environmental analytical measurements in support of environmental management activities. This program includes radioactive isotopes in water, soil, vegetation and air filters.
- ERA's MRAD-Multimedia Radiochemistry Proficiency test program. This program is for labs seeking certification for radionuclides in wastewater and solid waste. The program is conducted in strict compliance with USEPA National Standards for Water Proficiency study.
- ERA's InterLaB RadChem Proficiency Testing Program for radiological analyses. This program completes the process of replacing the USEPA EMSL-LV Nuclear Radiation Assessment Division program discontinued in 1998. Laboratories seeking certification for radionuclide analysis in drinking water also use the study. This program is conducted in strict compliance with the USEPA National Standards for Water Proficiency Testing Studies. This program encompasses Uranium by EPA method 200.8 (for drinking water certification in Utah/Primary NELAP), gamma emitters, Gross Alpha/Beta, Iodine-131, naturally occurring radioactive isotopes, Strontium-89/90, and Tritium.
- ERA's Water Pollution (WP) biannual program for waste methodologies includes parameters for both organic and inorganic analytes.

- ERA's Water Supply (WS) biannual program for drinking water methodologies includes parameters for organic and inorganic analytes.
- Environmental Cross-Check Program administered by Eckert & Ziegler Analytics, Inc. This program encompasses radionuclides in water, soil, milk, naturally occurring radioactive isotopes in soil and air filters.

GEL procures single-blind performance evaluation samples from Eckert & Ziegler Analytics to verify the analysis of sample matrices processed at GEL. Samples are received on a quarterly basis. GEL's Third-Party Cross-Check Program provides environmental matrices encountered in a typical nuclear utility REMP. The Third-Party Cross-Check Program is intended to meet or exceed the inter-laboratory comparison program requirements discussed in NRC Regulatory Guide 4.15. Once performance evaluation samples have been prepared in accordance with the instructions provided by the PT provider, samples are managed and analyzed in the same manner as environmental samples from GEL's clients.

3. Quality Assurance Program for Internal and External Audits

During each annual reporting period, at least one internal assessment of each area of the laboratory is conducted in accordance with the pre-established schedule from Standard Operating Procedure for the Conduct of Quality Audits, GL-QS-E-001. The annual internal audit plan is reviewed for adequacy and includes the scheduled frequency and scope of quality control actions necessary to GEL's QA program. Internal audits are conducted at least annually in accordance with a schedule approved by the Quality Systems Director. Supplier audits are contingent upon the categorization of the supplier, and may or may not be conducted prior to the use of a supplier or subcontractor. Type I suppliers and subcontractors, regardless of how they were initially qualified, are re-evaluated at least once every three years.

In addition, prospective customers audit GEL during pre-contract audits. GEL hosts several external audits each year for both our clients and other programs. These programs include environmental monitoring, waste characterization, and radiobioassay. The following list of programs may audit GEL at least annually or up to every three years depending on the program.

- NELAC, National Environmental Laboratory Accreditation Program
- DOECAP, U.S. Department of Energy Consolidated Audit Program
- DOELAP, U.S. Department of Energy Laboratory Accreditation Program
- DOE QSAS, U.S. Department of Energy, Quality Systems for Analytical Services
- ISO/IEC 17025:2005
- A2LA, American Association for Laboratory Accreditation
- DOD ELAP, US Department of Defense Environmental Accreditation Program
- NUPIC, Nuclear Procurement Issues Committee
- South Carolina Department of Health and Environmental Control (SC DHEC)

The annual radiochemistry laboratory internal audit (13-RAD-001) was conducted in July, 2014. One (1) finding, four (4) observations, and eight (8) recommendations resulted from this assessment. By September, 2014, the finding was closed and appropriate laboratory staff addressed each observation and recommendation.

4. Performance Evaluation Acceptance Criteria for Environmental Sample Analysis

GEL utilized an acceptance protocol based upon two performance models. For those inter-laboratory programs that already have established performance criteria for bias (i.e., MAPEP, and ERA/ELAP), GEL will utilize the criteria for the specific program. For intra-laboratory or third party quality control programs that do not have a specific acceptance criteria (i.e. the Eckert-Ziegler Analytics Environmental Cross-check Program), results will be evaluated in accordance with GEL's internal acceptance criteria.

5. Performance Evaluation Samples

Performance Evaluation (PE) results and internal quality control sample results are evaluated in accordance with GEL acceptance criteria. The first criterion concerns bias, which is defined as the deviation of any one result from the known value. The second criterion concerns precision, which deals with the ability of the measurement to be replicated by comparison of an individual result with the mean of all results for a given sample set.

At GEL, we also evaluate our analytical performance on a regular basis through statistical process control (SPC) acceptance criteria. Where feasible, this criterion is applied to both measures of precision and accuracy and is specific to sample matrix. We establish environmental process control limits at least annually.

For Radiochemistry analysis, quality control evaluation is based on static limits rather than those that are statistically derived. Our current process control limits are maintained in GEL's AlphaLIMS. We also measure precision with matrix duplicates and/or matrix spike duplicates. The upper and lower control limits (UCL and LCL respectively) for precision are plus or minus three times the standard deviation from the mean of a series of relative percent differences. The static precision criteria for radiochemical analyses are 0 - 20%, for activity levels exceeding the contract required detection limit (CRDL).

6. Quality Control Program for Environmental Sample Analysis

GEL's internal QA Program is designed to include QC functions such as instrumentation calibration checks (to insure proper instrument response), blank samples, instrumentation backgrounds, duplicates, as well as overall staff qualification analyses and statistical process controls. Both quality control and qualification analyses samples are used to be as similar as the matrix type of those samples submitted for analysis by the various laboratory clients. These performance test samples (or performance evaluation samples) are either actual sample submitted in duplicate in order to evaluate the precision of laboratory measurements, or fortified blank samples, which have been given a known quantity of a radioisotope that is in the interest to GEL's clients.

Accuracy (or Bias) is measured through laboratory control samples and/or matrix spikes, as well as surrogates and internal standards. The UCLs and LCLs for accuracy are plus or minus three times the standard deviation from the mean of a series of recoveries. The static limit for radiochemical analyses is 75 - 125%. Specific instructions for out-of-control situations are provided in the applicable analytical SOP.

GEL's Laboratory Control Standard (LCS) is an aliquot of reagent water or other blank matrix to which known quantities of the method analytes are added in the laboratory. The LCS is analyzed exactly like a sample, and its purpose is to determine whether the methodology is in control, and whether the laboratory is capable of making accurate and precise measurements. Some methods may refer to these

samples as Laboratory Fortified Blanks (LFB). The requirement for recovery is between 75 and 125% for radiological analyses excluding drinking water matrix.

$$\text{Bias (\%)} = \frac{(\text{observed concentration})}{(\text{known concentration})} * 100 \%$$

Precision is a data quality indicator of the agreement between measurements of the same property, obtained under similar conditions, and how well they conform to themselves. Precision is usually expressed as standard deviation, variance or range in either absolute or relative (percentage) terms.

GEL's laboratory duplicate (DUP or LCSD) is an aliquot of a sample taken from the same container and processed in the same manner under identical laboratory conditions. The aliquot is analyzed independently from the parent sample and the results are compared to measure precision and accuracy.

If a sample duplicate is analyzed, it will be reported as Relative Percent Difference (RPD). The RPD must be 20 percent or less, if both samples are greater than 5 times the MDC. If both results are less than 5 times MDC, then the RPD must be equal to or less than 100%. If one result is above the MDC and the other is below the MDC, then the RPD can be calculated using the MDC for the result of the one below the MDC. The RPD must be 100% or less. In the situation where both results are above the MDC but one result is greater than 5 times the MDC and the other is less than 5 times the MDC, the RPD must be less than or equal to 20%. If both results are below MDC, then the limits on % RPD are not applicable.

$$\text{Difference (\%)} = \frac{(\text{high duplicate result} - \text{low duplicate result})}{(\text{average of results})} * 100 \%$$

7. Summary of Data Results

During 2013, forty-four (44) radioisotopes associated with seven (7) matrix types were analyzed under GEL's Performance Evaluation program in participation with ERA, MAPEP, and Eckert & Ziegler Analytics. Matrix types were representative of client analyses performed during 2014. Of the four hundred forty-five (445) total results reported, 98.6% (439 of 445) were found to be acceptable. The list below contains the type of matrix evaluated by GEL.

- Air Filter
- Cartridge
- Water
- Milk
- Soil
- Liquid
- Vegetation

Graphs are provided in Figures 1-9 of this report to allow for the evaluation of trends or biases. These graphs include radioisotopes Cobalt-60, Cesium-137, Tritium, Strontium-90, Gross Alpha, Gross Beta, Iodine-131, Americium-241, and Plutonium-238.

8. Summary of Participation in the Eckert & Ziegler Analytics Environmental Cross-Check Program

Eckert & Ziegler Analytics provided samples for seventy (70) individual environmental analyses. The accuracy of each result reported to Eckert & Ziegler Analytics, Inc. is measured by the ratio of GEL's result to the known value. All results fell within GEL's acceptance criteria (100%).

9. Summary of Participation in the MAPEP Monitoring Program

MAPEP Series 30 and 31 were analyzed by the laboratory. Of the one hundred thirty-eight (138) analyses, 97.8% (135 out of 138) of all results fell within the PT provider's acceptance criteria. Three analytical failures occurred: Uranium-234/233 and Uranium-238 in Soil and Uranium-238 in vegetation.

For the corrective actions associated with MAPEP Series 30, refer to CARR 140605-879 which is detailed in Table 8.

10. Summary of Participation in the ERA MRaD PT Program

The ERA MRaD program provided samples (MRAD-20 and MRAD-21) for one hundred eighty-eight (188) individual environmental analyses. One hundred eighty-seven (187) of the 188 analyses fell within the PT provider's acceptance criteria (99.4%). One analytical failure occurred: Americium-241 in water.

For the corrective actions associated with MRAD-20, refer to CARR140520-874 which are detailed in Table 8.

11. Summary of Participation in the ERA PT Program

The ERA program provided samples (RAD-96, RAD-98, and 011014L) for fifty-one (51) individual environmental analyses. Of the 51 analyses, 96.1% (49 out of 51) of all results fell within the PT provider's acceptance criteria. One analytical failure occurred: Strontium-89 in water.

For the corrective actions associated with RAD-98 refer to corrective actions CARR140825-902 (Table 8).

12. Corrective Action Request and Report (CARR)

There are two categories of corrective action at GEL. One is corrective action implemented at the analytical and data review level in accordance with the analytical SOP. The other is formal corrective action documented by the Quality Systems Team in accordance with GL-QS-E-002. A formal corrective action is initiated when a nonconformance reoccurs or is so significant that permanent elimination or prevention of the problem is required. Formal corrective action investigations include root cause analysis.

GEL includes quality requirements in most analytical standard operating procedures to ensure that data are reported only if the quality control criteria are met or the quality control measures that did not meet the acceptance criteria are documented. A formal corrective action is implemented according to GL-QS-E-002 for Conducting Corrective/Preventive Action and Identifying Opportunities for Improvement. Recording and documentation is performed following guidelines stated in GL-QS-E-012 for Client NCR Database Operation.

Any employee at GEL can identify and report a nonconformance and request that corrective action be taken. Any GEL employee can participate on a corrective action team as requested by the QS team or Group Leaders. The steps for conducting corrective action are detailed in GL-QS-E-002. In the event that correctness or validity of the laboratory's test results in doubt, the laboratory will take corrective action. If investigations show that the results have been impacted, affected clients will be informed of the issue in writing within five (5) calendar days of the discovery.

Table 8 provides the status of CARRs for radiological performance testing during 2014. **It has been determined that causes of the failures did not impact any data reported to our clients.**

13. References

1. GEL Quality Assurance Plan, GL-QS-B-001
2. GEL Standard Operating Procedure for the Conduct of Quality Audits, GL-QS-E-001
3. GEL Standard Operating Procedure for Conducting Corrective/Preventive Action and Identifying Opportunities for Improvement, GL-QS-E-002
4. GEL Standard Operating Procedure for AlphaLIMS Documentation of Nonconformance Reporting and Dispositioning and Control of Nonconforming Items, GL-QS-E-004
5. GEL Standard Operating Procedure for Handling Proficiency Evaluation Samples, GL-QS-E-013
6. GEL Standard Operating Procedure for Quality Assurance Measurement Calculations and Processes, GL-QS-E-014
7. 40 CFR Part 136 Guidelines Establishing Test Procedures for the Analysis of Pollutants
8. ISO/IEC 17025-2005, General Requirements for the Competence of Testing and Calibration Laboratories
9. ANSI/ASQC E4-1994, Specifications and Guidelines for Quality Systems for Environmental Data Collection and Environmental Technology Programs, American National Standard
10. 2003 NELAC Standard, National Environmental Laboratory Accreditation Program
11. 2009 TNI Standard, The NELAC Institute, National Environmental Accreditation Program
12. MARLAP, Multi-Agency Radiological Laboratory Analytical Protocols
13. 10 CFR Part 21, Reporting of Defects and Noncompliance
14. 10 CFR Part 50 Appendix B, Quality Assurance Criteria for Nuclear Power Plants and Fuel Reprocessing Plants
15. 10 CFR Part 61, Licensing Requirements for Land Disposal and Radioactive Waste
16. NRC REG Guide 4.15 and NRC REG Guide 4.8

TABLE 1
2014 RADIOLOGICAL PROFICIENCY TESTING RESULTS AND ACCEPTANCE CRITERIA

PT Provider	Quarter / Year	Report Received Date	Sample Number	Sample Media	Unit	Analyte / Nuclide	GEL Value	Known value	Acceptance Range/ Ratio	Evaluation
ERA	1st / 2014	02/24/14	RAD - 96	Water	pCi/L	Barium-133	80.6	76.2	63.8-83.8	Acceptable
ERA	1st / 2014	02/24/14	RAD - 96	Water	pCi/L	Cesium-134	64.7	66.8	54.4-73.5	Acceptable
ERA	1st / 2014	02/24/14	RAD - 96	Water	pCi/L	Cesium-137	112.0	109	98.1-122	Acceptable
ERA	1st / 2014	02/24/14	RAD - 96	Water	pCi/L	Cobalt-60	95.0	88.7	79.8-99.9	Acceptable
ERA	1st / 2014	02/24/14	RAD - 96	Water	pCi/L	Zinc-65	200	185	166-218	Acceptable
ERA	1st / 2014	02/24/14	RAD - 96	Water	pCi/L	Gross Alpha	34.8	36.1	18.6-46.4	Acceptable
ERA	1st / 2014	02/24/14	RAD - 96	Water	pCi/L	Gross Beta	19.6	22.3	13.5-30.4	Acceptable
ERA	1st / 2014	02/24/14	RAD - 96	Water	pCi/L	Gross Alpha	34.6	36.1	18.6-46.4	Acceptable
ERA	1st / 2014	02/24/14	RAD - 96	Water	pCi/L	Radium-226	16.2	16.8	12.5-19.2	Acceptable
ERA	1st / 2014	02/24/14	RAD - 96	Water	pCi/L	Radium-228	4.62	5.04	3.01-6.67	Acceptable
ERA	1st / 2014	02/24/14	RAD - 96	Water	pCi/L	Uranium (Nat)	7.39	7.23	5.51-8.53	Acceptable
ERA	1st / 2014	02/24/14	RAD - 96	Water	ug/L	Uranium (Nat) mass	11.00	10.6	8.07-12.5	Acceptable
ERA	1st / 2014	02/24/14	RAD - 96	Water	pCi/L	Radium-226	15.10	16.8	12.5-19.2	Acceptable
ERA	1st / 2014	02/24/14	RAD - 96	Water	pCi/L	Radium-228	4.66	5.04	3.01-6.67	Acceptable
ERA	1st / 2014	02/24/14	RAD - 96	Water	pCi/L	Uranium (Nat)	7.47	7.23	5.51-8.53	Acceptable
ERA	1st / 2014	02/24/14	RAD - 96	Water	ug/L	Uranium (Nat) mass	11.4	10.6	8.07-12.5	Acceptable
ERA	1st / 2014	02/24/14	RAD - 96	Water	pCi/L	Tritium	3320	3580	3030-3950	Acceptable
ERA	1st / 2014	02/24/14	RAD - 96	Water	pCi/L	Strontium-89	44.1	44.4	34.4-51.6	Acceptable
ERA	1st / 2014	02/24/14	RAD - 96	Water	pCi/L	Strontium-90	34.2	30.3	22.1-35.2	Acceptable
ERA	1st / 2014	02/24/14	RAD - 96	Water	pCi/L	Strontium-89	38.9	44.4	34.4-51.6	Acceptable
ERA	1st / 2014	02/24/14	RAD - 96	Water	pCi/L	Strontium-90	27.1	30.3	22.1-35.2	Acceptable
ERA	1st / 2014	02/06/14	011014L	Water	pCi/L	Strontium-89	42.3	38.7	29.3-45.7	Acceptable
ERA	1st / 2014	02/06/14	011014L	Water	pCi/L	Strontium-89	42.2	38.7	29.3-45.7	Acceptable
ERA	1st / 2014	02/24/14	RAD - 96	Water	pCi/L	Iodine-131	25.2	24.4	20.2-28.9	Acceptable
ERA	1st / 2014	02/24/14	RAD - 96	Water	pCi/L	Iodine-131	22.4	24.4	20.2-28.9	Acceptable
EZA	1st/2014	05/16/14	E10846	Cartridge	pCi	Iodine-131	7.83E+01	7.50E+03	1.04	Acceptable
EZA	1st/2014	05/16/14	E10847	Milk	pCi/L	Strontium-89	9.14E+01	9.17E+01	1	Acceptable
EZA	1st/2014	05/16/14	E10847	Milk	pCi/L	Strontium-90	1.27E+01	1.51E+01	0.84	Acceptable

PT Provider	Quarter / Year	Report Received Date	Sample Number	Sample Media	Unit	Analyte / Nuclide	GEL Value	Known value	Acceptance Range/ Ratio	Evaluation
EZA	1st/2014	05/16/14	E10848	Milk	pCi/L	Iodine-131	9.84E+01	9.85E+01	1	Acceptable
EZA	1st/2014	05/16/14	E10848	Milk	pCi/L	Cerium-141	1.21E+02	1.19E+02	1.02	Acceptable
EZA	1st/2014	05/16/14	E10848	Milk	pCi/L	Cr-51	5.19E+02	4.91E+02	1.06	Acceptable
EZA	1st/2014	05/16/14	E10848	Milk	pCi/L	Cesium-134	1.79E+02	2.10E+02	0.85	Acceptable
EZA	1st/2014	05/16/14	E10848	Milk	pCi/L	Cesium-137	2.55E+02	2.53E+02	1.01	Acceptable
EZA	1st/2014	05/16/14	E10848	Milk	pCi/L	Cobalt-58	2.58E+02	2.68E+02	0.96	Acceptable
EZA	1st/2014	05/16/14	E10848	Milk	pCi/L	Mn-54	3.01E+02	2.97E+02	1.01	Acceptable
EZA	1st/2014	05/16/14	E10848	Milk	pCi/L	Iron-59	2.24E+02	2.19E+02	1.02	Acceptable
EZA	1st/2014	05/16/14	E10848	Milk	pCi/L	Zinc-65	3.45E+02	3.23E+02	1.07	Acceptable
EZA	1st/2014	05/16/14	E10848	Milk	pCi/L	Cobalt-60	3.39E+02	3.37E+02	1.00	Acceptable
EZA	1st/2014	05/16/14	E10849	Water	pCi/L	Iodine-131	9.24E+01	8.99E+01	1.03	Acceptable
EZA	1st/2014	05/16/14	E10849	Water	pCi/L	Cerium-141	8.19E+01	7.71E+01	1.06	Acceptable
EZA	1st/2014	05/16/14	E10849	Water	pCi/L	Cr-51	3.32E+02	3.19E+02	1.04	Acceptable
EZA	1st/2014	05/16/14	E10849	Water	pCi/L	Cesium-134	1.27E+02	1.36E+02	0.93	Acceptable
EZA	1st/2014	05/16/14	E10849	Water	pCi/L	Cesium-137	1.69E+02	1.64E+02	1.03	Acceptable
EZA	1st/2014	05/16/14	E10849	Water	pCi/L	Cobalt-58	1.75E+02	1.74E+02	1.01	Acceptable
EZA	1st/2014	05/16/14	E10849	Water	pCi/L	Mn-54	2.08E+02	1.93E+02	1.08	Acceptable
EZA	1st/2014	05/16/14	E10849	Water	pCi/L	Iron-59	1.68E+02	1.42E+02	1.18	Acceptable
EZA	1st/2014	05/16/14	E10849	Water	pCi/L	Zinc-65	2.25E+02	2.10E+02	1.07	Acceptable
EZA	1st/2014	05/16/14	E10849	Water	pCi/L	Cobalt-60	2.31E+02	2.19E+02	1.02	Acceptable
MAPEP	2nd/2014	06/05/14	MAPEP-14-GrF30	Filter	Bq/sample	Gross Alpha	1.980	1.77	0.53-3.01	Acceptable
MAPEP	2nd/2014	06/05/14	MAPEP-14-GrF30	Filter	Bq/sample	Gross Beta	0.823	0.77	0.39-1.16	Acceptable
MAPEP	2nd/2014	06/05/14	MAPEP-14-MaS30	Soil	Bq/kg	Americium-241	65	68	47.6-88.4	Acceptable
MAPEP	2nd/2014	06/05/14	MAPEP-14-MaS30	Soil	Bq/kg	Cesium-134	5.44	0	False Pos Test	Acceptable
MAPEP	2nd/2014	06/05/14	MAPEP-14-MaS30	Soil	Bq/kg	Cesium-137	1270	1238	867-1609	Acceptable
MAPEP	2nd/2014	06/05/14	MAPEP-14-MaS30	Soil	Bq/kg	Cobalt-57	947	966	676-1256	Acceptable
MAPEP	2nd/2014	06/05/14	MAPEP-14-MaS30	Soil	Bq/kg	Cobalt-60	0.581	1.220	Sens. Eval.	Acceptable
MAPEP	2nd/2014	06/05/14	MAPEP-14-MaS30	Soil	Bq/kg	Iron-55	580	643	444-824	Acceptable
MAPEP	2nd/2014	06/05/14	MAPEP-14-MaS30	Soil	Bq/kg	Manganese-54	1470	1430	1001-1859	Acceptable
MAPEP	2nd/2014	06/05/14	MAPEP-14-MaS30	Soil	Bq/kg	Nickel-63	6.95	0	False Pos Test	Acceptable
MAPEP	2nd/2014	06/05/14	MAPEP-14-MaS30	Soil	Bq/kg	Plutonium-238	89.7	96.0	67-125	Acceptable
MAPEP	2nd/2014	06/05/14	MAPEP-14-MaS30	Soil	Bq/kg	Plutonium-239/240	69.80	76.8	53.8-99.8	Acceptable
MAPEP	2nd/2014	06/05/14	MAPEP-14-MaS30	Soil	Bq/kg	Potassium-40	703	622	435-809	Acceptable
MAPEP	2nd/2014	06/05/14	MAPEP-14-	Soil	Bq/kg	Strontium-90	1.48	0	False Pos Test	Acceptable

PT Provider	Quarter / Year	Report Received Date	Sample Number	Sample Media	Unit	Analyte / Nuclide	GEL Value	Known value	Acceptance Range/ Ratio	Evaluation
			MaS30							
MAPEP	2nd/2014	06/05/14	MAPEP-14-MaS30	Soil	Bq/kg	Technetium-99	37.1	0	False Pos Test	Acceptable
MAPEP	2nd/2014	06/05/14	MAPEP-14-MaS30	Soil	Bq/kg	U-234/233	30.5	81.0	57-105	Not Accept.
MAPEP	2nd/2014	06/05/14	MAPEP-14-MaS30	Soil	Bq/kg	Uranium-238	35	83	58-108	Not Accept.
MAPEP	2nd/2014	06/05/14	MAPEP-14-MaS30	Soil	Bq/kg	Zinc-65	766	695	487-904	Acceptable
MAPEP	2nd/2014	06/05/14	MAPEP-14-MaW30	Water	Bq/L	Americium-241	0.759	0.720	0.504-0.936	Acceptable
MAPEP	2nd/2014	06/05/14	MAPEP-14-MaW30	Water	Bq/L	Cesium-134	21.4	23.1	16.2-30.0	Acceptable
MAPEP	2nd/2014	06/05/14	MAPEP-14-MaW30	Water	Bq/L	Cesium-137	29.70	28.9	20.2-37.6	Acceptable
MAPEP	2nd/2014	06/05/14	MAPEP-14-MaW30	Water	Bq/L	Cobalt-57	28.0	27.5	19.3-35.8	Acceptable
MAPEP	2nd/2014	06/05/14	MAPEP-14-MaW30	Water	Bq/L	Cobalt-60	16.6	16.0	11.2-20.8	Acceptable
MAPEP	2nd/2014	06/05/14	MAPEP-14-MaW30	Water	Bq/L	Hydrogen-3	308	321	225-417	Acceptable
MAPEP	2nd/2014	06/05/14	MAPEP-14-MaW30	Water	Bq/L	Iron-55	0.3	0.0	False Pos Test	Acceptable
MAPEP	2nd/2014	06/05/14	MAPEP-14-MaW30	Water	Bq/L	Manganese-54	14.4	13.9	9.7-18.1	Acceptable
MAPEP	2nd/2014	06/05/14	MAPEP-14-MaW30	Water	Bq/L	Nickel-63	31.4	34.0	23.8-44.2	Acceptable
MAPEP	2nd/2014	06/05/14	MAPEP-14-MaW30	Water	Bq/L	Plutonium-238	0.764	0.828	0.580-1.076	Acceptable
MAPEP	2nd/2014	06/05/14	MAPEP-14-MaW30	Water	Bq/L	Pu-239/240	0.6590	0.6760	0.473-0.879	Acceptable
MAPEP	2nd/2014	06/05/14	MAPEP-14-MaW30	Water	Bq/L	Potassium-40	0.460	0	False Pos Test	Acceptable
MAPEP	2nd/2014	06/05/14	MAPEP-14-MaW30	Water	Bq/L	Strontium-90	8.32	8.51	5.96-11.06	Acceptable
MAPEP	2nd/2014	06/05/14	MAPEP-14-MaW30	Water	Bq/L	Technetium-99	9.5	10.3	7.2-13.4	Acceptable
MAPEP	2nd/2014	06/05/14	MAPEP-14-MaW30	Water	Bq/L	U-234/233	0.210	0.225	0.158-0.293	Acceptable
MAPEP	2nd/2014	06/05/14	MAPEP-14-MaW30	Water	Bq/L	Uranium-238	1.41	1.45	1.02-1.89	Acceptable
MAPEP	2nd/2014	06/05/14	MAPEP-14-	Water	Bq/L	Zinc-65	-0.126	0.0	False Pos Test	Acceptable

PT Provider	Quarter / Year	Report Received Date	Sample Number	Sample Media	Unit	Analyte / Nuclide	GEL Value	Known value	Acceptance Range/ Ratio	Evaluation
			MaW30							
MAPEP	2nd/2014	06/05/14	MAPEP-14-MaW30	Water	Bq/L	Gross Alpha	0.96	0.85	0.255-1.443	Acceptable
MAPEP	2nd/2014	06/05/14	MAPEP-14-MaW30	Water	Bq/L	Gross Beta	4.7	4.2	2.10-6.29	Acceptable
MAPEP	2nd/2014	06/05/14	MAPEP-14-MaW30	Water	Bq/L	Iodine-129	0.0227	0.00	False Pos Test	Acceptable
MAPEP	2nd/2014	06/05/14	MAPEP-14-RdF30	Filter	ug/sample	Uranium-235	0.018	0.020	0.014-0.026	Acceptable
MAPEP	2nd/2014	06/05/14	MAPEP-14-RdF30	Filter	ug/sample	Uranium-238	8.77	10.4	7.3-13.5	Acceptable
MAPEP	2nd/2014	06/05/14	MAPEP-14-RdF30	Filter	ug/sample	Uranium-Total	8.80	10.4	7.3-13.5	Acceptable
MAPEP	2nd/2014	06/05/14	MAPEP-14-RdF30	Filter	ug/sample	Americium-241	0.086	0.090	0.063-0.117	Acceptable
MAPEP	2nd/2014	06/05/14	MAPEP-14-RdF30	Filter	Bq/sample	Cesium-134	1.85	1.91	1.34-2.48	Acceptable
MAPEP	2nd/2014	06/05/14	MAPEP-14-RdF30	Filter	Bq/sample	Cesium-137	1.81	1.76	1.23-2.29	Acceptable
MAPEP	2nd/2014	06/05/14	MAPEP-14-RdF30	Filter	Bq/sample	Cobalt-57	0.0757	0.00	False Pos Test	Acceptable
MAPEP	2nd/2014	06/05/14	MAPEP-14-RdF30	Filter	Bq/sample	Cobalt-60	1.490	1.39	0.97-1.81	Acceptable
MAPEP	2nd/2014	06/05/14	MAPEP-14-RdF30	Filter	Bq/sample	Manganese-54	0.0138	0.00	False Pos Test	Acceptable
MAPEP	2nd/2014	06/05/14	MAPEP-14-RdF30	Filter	Bq/sample	Plutonium-238	0.000819	0.00090	Sens. Eval.	Acceptable
MAPEP	2nd/2014	06/05/14	MAPEP-14-RdF30	Filter	Bq/sample	Pu-239/240	0.071	0.7720	0.054-0.1004	Acceptable
MAPEP	2nd/2014	06/05/14	MAPEP-14-RdF30	Filter	Bq/sample	Strontium-90	1.19	1.18	0.83-1.53	Acceptable
MAPEP	2nd/2014	06/05/14	MAPEP-14-RdF30	Filter	Bq/sample	U-234/233	0.0159	0.0195	0.0137-0.0254	Acceptable
MAPEP	2nd/2014	06/05/14	MAPEP-14-RdF30	Filter	Bq/sample	Uranium-238	0.118	0.129	0.090-0.168	Acceptable
MAPEP	2nd/2014	06/05/14	MAPEP-14-RdF30	Filter	Bq/sample	Zinc-65	0.246	0.00	False Pos Test	Acceptable
MAPEP	2nd/2014	06/05/14	MAPEP-14-RdF30	Filter	Bq/sample	Gross Alpha	0.656	1.20	0.36-2.04	Acceptable
MAPEP	2nd/2014	06/05/14	MAPEP-14-RdF30	Filter	Bq/sample	Gross Beta	0.95	0.85	0.43-1.28	Acceptable
MAPEP	2nd/2014	06/05/14	MAPEP-14-RdF30	Filter	Bq/sample	Americium-241	0.106	0.104	0.073-0.135	Acceptable

PT Provider	Quarter / Year	Report Received Date	Sample Number	Sample Media	Unit	Analyte / Nuclide	GEL Value	Known value	Acceptance Range/ Ratio	Evaluation
			RdF30							
MAPEP	2nd/2014	06/05/14	MAPEP-14-RdV30	Vegetation	ug/sample	Uranium-235	0.261	0.0268	0.0188-0.0348	Not Accept.
MAPEP	2nd/2014	06/05/14	MAPEP-14-RdV30	Vegetation	ug/sample	Uranium-238	12.7	13.3	9.3-17.3	Acceptable
MAPEP	2nd/2014	06/05/14	MAPEP-14-RdV30	Vegetation	ug/sample	Uranium-Total	12.7	13.3	9.3-17.3	Acceptable
MAPEP	2nd/2014	06/05/14	MAPEP-14-RdV30	Vegetation	ug/sample	Americium-241	0.1100	0.108	0.076-0.140	Acceptable
MAPEP	2nd/2014	06/05/14	MAPEP-14-RdV30	Vegetation	Bq/sample	Cesium-134	5.65	6.04	4.23-7.85	Acceptable
MAPEP	2nd/2014	06/05/14	MAPEP-14-RdV30	Vegetation	Bq/sample	Cesium-137	4.98	4.74	3.32-6.16	Acceptable
MAPEP	2nd/2014	06/05/14	MAPEP-14-RdV30	Vegetation	Bq/sample	Cobalt-57	11.1	10.1	7.1-13.1	Acceptable
MAPEP	2nd/2014	06/05/14	MAPEP-14-RdV30	Vegetation	Bq/sample	Cobalt-60	7.21	6.93	4.85-9.01	Acceptable
MAPEP	2nd/2014	06/05/14	MAPEP-14-RdV30	Vegetation	Bq/sample	Manganese-54	9.24	8.62	6.03-11.21	Acceptable
MAPEP	2nd/2014	06/05/14	MAPEP-14-RdV30	Vegetation	Bq/sample	Plutonium-238	0.116	0.121	0.085-0.157	Acceptable
MAPEP	2nd/2014	06/05/14	MAPEP-14-RdV30	Vegetation	Bq/sample	Pu-239/240	0.134	0.154	0.108-0.0200	Acceptable
MAPEP	2nd/2014	06/05/14	MAPEP-14-RdV30	Vegetation	Bq/sample	Strontium-90	1.580	1.46	1.02-1.90	Acceptable
MAPEP	2nd/2014	06/05/14	MAPEP-14-RdV30	Vegetation	Bq/sample	U-234/233	0.2640	0.2530	0.0177-0.0329	Acceptable
MAPEP	2nd/2014	06/05/14	MAPEP-14-RdV30	Vegetation	Bq/sample	Uranium-238	0.174	0.165	0.116-0.215	Acceptable
MAPEP	2nd/2014	06/05/14	MAPEP-14-RdV30	Vegetation	Bq/sample	Zinc-65	8.87	7.00	4.38-8.13	Acceptable
ERA	2nd/2014	05/16/14	MRAD-20	Soil	pCi/kg	Actinium-228	1140	1240	795-1720	Acceptable
ERA	2nd/2014	05/16/14	MRAD-20	Soil	pCi/kg	Americium-241	418	399	233-518	Acceptable
ERA	2nd/2014	05/16/14	MRAD-20	Soil	pCi/kg	Bismuth-212	976	1240	330-1820	Acceptable
ERA	2nd/2014	05/16/14	MRAD-20	Soil	pCi/kg	Bismuth-214	2290	1960	1180-2820	Acceptable
ERA	2nd/2014	05/16/14	MRAD-20	Soil	pCi/kg	Cesium-134	3080	3390	2220-4070	Acceptable
ERA	2nd/2014	05/16/14	MRAD-20	Soil	pCi/kg	Cesium-137	8310	8490	6510-10900	Acceptable
ERA	2nd/2014	05/16/14	MRAD-20	Soil	pCi/kg	Cobalt-60	6570	6830	4620-9400	Acceptable
ERA	2nd/2014	05/16/14	MRAD-20	Soil	pCi/kg	Lead-212	1330	1240	812-1730	Acceptable
ERA	2nd/2014	05/16/14	MRAD-	Soil	pCi/kg	Lead-214	2800	2070	1210-3090	Acceptable

PT Provider	Quarter / Year	Report Received Date	Sample Number	Sample Media	Unit	Analyte / Nuclide	GEL Value	Known value	Acceptance Range/ Ratio	Evaluation
			20							
ERA	2nd/2014	05/16/14	MRAD-20	Soil	pCi/kg	Manganese-54	<44.3	<1000	0-1000	Acceptable
ERA	2nd/2014	05/16/14	MRAD-20	Soil	pCi/kg	Plutonium-238	579	578	348-797	Acceptable
ERA	2nd/2014	05/16/14	MRAD-20	Soil	pCi/kg	Plutonium-239	488	471.00	308-651	Acceptable
ERA	2nd/2014	05/16/14	MRAD-20	Soil	pCi/kg	Potassium-40	10500	10500	7660-14100	Acceptable
ERA	2nd/2014	05/16/14	MRAD-20	Soil	pCi/kg	Strontium-90	2500	2780	1060-4390	Acceptable
ERA	2nd/2014	05/16/14	MRAD-20	Soil	pCi/kg	Thorium-234	3420	3360	1060-6320	Acceptable
ERA	2nd/2014	05/16/14	MRAD-20	Soil	pCi/kg	Zinc-65	5700	5400	4300-7180	Acceptable
ERA	2nd/2014	05/16/14	MRAD-20	Soil	pCi/kg	Strontium-90	6730	8530	3250-13500	Acceptable
ERA	2nd/2014	05/16/14	MRAD-20	Soil	pCi/kg	Uranium-234	2602	3390	2070-4350	Acceptable
ERA	2nd/2014	05/16/14	MRAD-20	Soil	pCi/kg	Uranium-238	2425	3360	2080-4260	Acceptable
ERA	2nd/2014	05/16/14	MRAD-20	Soil	pCi/kg	Uranium-Total	5027	6910	3750-9120	Acceptable
ERA	2nd/2014	05/16/14	MRAD-20	Soil	ug/kg	Uranium-Total(mass)	7110	10100	5570-12700	Acceptable
ERA	2nd/2014	05/16/14	MRAD-20	Soil	pCi/kg	Uranium-234	3440	3390	2070-4350	Acceptable
ERA	2nd/2014	05/16/14	MRAD-20	Soil	pCi/kg	Uranium-238	3680	3360	2080-4260	Acceptable
ERA	2nd/2014	05/16/14	MRAD-20	Soil	pCi/kg	Uranium-Total	7310	6910	3750-9120	Acceptable
ERA	2nd/2014	05/16/14	MRAD-20	Soil	ug/kg	Uranium-Total(mass)	11000	10100	5570-12700	Acceptable
ERA	2nd/2014	05/16/14	MRAD-20	Soil	pCi/kg	Uranium-234	3740	3390	2070-4350	Acceptable
ERA	2nd/2014	05/16/14	MRAD-20	Soil	pCi/kg	Uranium-238	3780	3360	2080-4260	Acceptable
ERA	2nd/2014	05/16/14	MRAD-20	Soil	pCi/kg	Uranium-Total	7683	6910	3750-9120	Acceptable
ERA	2nd/2014	05/16/14	MRAD-20	Soil	ug/kg	Uranium-Total(mass)	11300	10100	5570-12700	Acceptable
ERA	2nd/2014	05/16/14	MRAD-20	Soil	ug/kg	Uranium-Total(mass)	11200	10100	5570-12700	Acceptable
ERA	2nd/2014	05/16/14	MRAD-20	Vegetation	pCi/kg	Americium-241	1670	1490	911-1980	Acceptable
ERA	2nd/2014	05/16/14	MRAD-20	Vegetation	pCi/kg	Cesium-134	657	646	415-839	Acceptable
ERA	2nd/2014	05/16/14	MRAD-20	Vegetation	pCi/kg	Cesium-137	861	880	638-1220	Acceptable
ERA	2nd/2014	05/16/14	MRAD-20	Vegetation	pCi/kg	Cobalt-60	997	926	639-1290	Acceptable
ERA	2nd/2014	05/16/14	MRAD-20	Vegetation	pCi/kg	Curium-244	514	516	253-804	Acceptable
ERA	2nd/2014	05/16/14	MRAD-20	Vegetation	pCi/kg	Manganese-54	<62.2	<300	0.00-300	Acceptable
ERA	2nd/2014	05/16/14	MRAD-20	Vegetation	pCi/kg	Plutonium-238	2230	2110	1260-2890	Acceptable
ERA	2nd/2014	05/16/14	MRAD-20	Vegetation	pCi/kg	Plutonium-239	3810	3740	2300-5150	Acceptable
ERA	2nd/2014	05/16/14	MRAD-20	Vegetation	pCi/kg	Potassium-40	30800	31900	23000-44800	Acceptable
ERA	2nd/2014	05/16/14	MRAD-20	Vegetation	pCi/kg	Strontium-	2330	2580	1470-3420	Acceptable

PT Provider	Quarter / Year	Report Received Date	Sample Number	Sample Media	Unit	Analyte / Nuclide	GEL Value	Known value	Acceptance Range/ Ratio	Evaluation
			20			90				
ERA	2nd/2014	05/16/14	MRAD-20	Vegetation	pCi/kg	Uranium-234	1920	1760	1160-2260	Acceptable
ERA	2nd/2014	05/16/14	MRAD-20	Vegetation	pCi/kg	Uranium-238	1970	1750	1170-2220	Acceptable
ERA	2nd/2014	05/16/14	MRAD-20	Vegetation	pCi/kg	Uranium-Total	4025	3580	2430-4460	Acceptable
ERA	2nd/2014	05/16/14	MRAD-20	Vegetation	ug/kg	Uranium-Total(mass)	5920	5240	3510-6650	Acceptable
ERA	2nd/2014	05/16/14	MRAD-20	Vegetation	pCi/kg	Zinc-65	1030	919	663-1290	Acceptable
ERA	2nd/2014	05/16/14	MRAD-20	Vegetation	pCi/kg	Uranium-234	1730	1760	1160-2260	Acceptable
ERA	2nd/2014	05/16/14	MRAD-20	Vegetation	pCi/kg	Uranium-238	2000	1750	1170-2220	Acceptable
ERA	2nd/2014	05/16/14	MRAD-20	Vegetation	pCi/kg	Uranium-Total	3817	3580	2430-4460	Acceptable
ERA	2nd/2014	05/16/14	MRAD-20	Vegetation	ug/kg	Uranium-Total(mass)	5990	5240	3510-6650	Acceptable
ERA	2nd/2014	05/16/14	MRAD-20	Vegetation	ug/kg	Uranium-Total(mass)	5620	5240	3510-6650	Acceptable
ERA	2nd/2014	05/16/14	MRAD-20	Filter	pCi/Filter	Americium-241	60.2	59.7	36.8-80.8	Acceptable
ERA	2nd/2014	05/16/14	MRAD-20	Filter	pCi/Filter	Cesium-134	920	1010	643-1250	Acceptable
ERA	2nd/2014	05/16/14	MRAD-20	Filter	pCi/Filter	Cesium-137	816	828	622-1090	Acceptable
ERA	2nd/2014	05/16/14	MRAD-20	Filter	pCi/Filter	Cobalt-60	1130	1120	867-1400	Acceptable
ERA	2nd/2014	05/16/14	MRAD-20	Filter	pCi/Filter	Iron-55	254	240	74.4-469	Acceptable
ERA	2nd/2014	05/16/14	MRAD-20	Filter	pCi/Filter	Manganese-54	<6.64	<50.0	0-50.0	Acceptable
ERA	2nd/2014	05/16/14	MRAD-20	Filter	pCi/Filter	Plutonium-238	51.3	56.3	38.6-74.0	Acceptable
ERA	2nd/2014	05/16/14	MRAD-20	Filter	pCi/Filter	Plutonium-239	47.5	48.6	35.2-63.5	Acceptable
ERA	2nd/2014	05/16/14	MRAD-20	Filter	pCi/Filter	Strontium-90	76.7	78.9	38.6-118	Acceptable
ERA	2nd/2014	05/16/14	MRAD-20	Filter	pCi/Filter	Uranium-234	33.8	36.4	22.6-54	Acceptable
ERA	2nd/2014	05/16/14	MRAD-20	Filter	pCi/Filter	Uranium-238	34.5	36.1	23.3-49.9	Acceptable
ERA	2nd/2014	05/16/14	MRAD-20	Filter	pCi/Filter	Uranium-Total	70.3	74.3	41.1-113	Acceptable
ERA	2nd/2014	05/16/14	MRAD-20	Filter	ug/Filter	Uranium-Total(mass)	104	108	69.1-152	Acceptable
ERA	2nd/2014	05/16/14	MRAD-20	Filter	pCi/Filter	Zinc-65	737	667	478-921	Acceptable
ERA	2nd/2014	05/16/14	MRAD-20	Filter	pCi/Filter	Uranium-234	35.5	36.4	22.6-54	Acceptable
ERA	2nd/2014	05/16/14	MRAD-20	Filter	pCi/Filter	Uranium-238	35.3	36.1	23.3-49.9	Acceptable
ERA	2nd/2014	05/16/14	MRAD-20	Filter	pCi/Filter	Uranium-Total	72.4	74.3	41.1-113	Acceptable
ERA	2nd/2014	05/16/14	MRAD-20	Filter	ug/Filter	Uranium-Total(mass)	105	108	69.1-152	Acceptable
ERA	2nd/2014	05/16/14	MRAD-20	Filter	ug/Filter	Uranium-Total(mass)	100	108	69.1-152	Acceptable
ERA	2nd/2014	05/16/14	MRAD-20	Filter	pCi/Filter	Gross Alpha	60.9	46	15.4-71.4	Acceptable
ERA	2nd/2014	05/16/14	MRAD-20	Filter	pCi/Filter	Gross Beta	58.9	53.8	34.0-78.4	Acceptable

PT Provider	Quarter / Year	Report Received Date	Sample Number	Sample Media	Unit	Analyte / Nuclide	GEL Value	Known value	Acceptance Range/ Ratio	Evaluation
			20							
ERA	2nd/2014	05/16/14	MRAD-20	Water	pCi/L	Americium-241	186	114	76.8-153	Not Acceptable
ERA	2nd/2014	05/16/14	MRAD-20	Water	pCi/L	Cesium-134	1540	1660	1220-1910	Acceptable
ERA	2nd/2014	05/16/14	MRAD-20	Water	pCi/L	Cesium-137	2760	2690	2280-3220	Acceptable
ERA	2nd/2014	05/16/14	MRAD-20	Water	pCi/L	Cobalt-60	1320	1270	1100-1490	Acceptable
ERA	2nd/2014	05/16/14	MRAD-20	Water	pCi/L	Iron-55	1230	1200	716-1630	Acceptable
ERA	2nd/2014	05/16/14	MRAD-20	Water	pCi/L	Manganese-54	<7.54	<100	0.00-100	Acceptable
ERA	2nd/2014	05/16/14	MRAD-20	Water	pCi/L	Plutonium-238	37	44	32.6-54.9	Acceptable
ERA	2nd/2014	05/16/14	MRAD-20	Water	pCi/L	Plutonium-239	124	160	124-202	Acceptable
ERA	2nd/2014	05/16/14	MRAD-20	Water	pCi/L	Strontium-90	95	890	580-1180	Acceptable
ERA	2nd/2014	05/16/14	MRAD-20	Water	pCi/L	Uranium-234	77.8	82.4	61.9-106	Acceptable
ERA	2nd/2014	05/16/14	MRAD-20	Water	pCi/L	Uranium-238	50.8	48.4	36.9-59.4	Acceptable
ERA	2nd/2014	05/16/14	MRAD-20	Water	pCi/L	Uranium-Total	156	168	123-217	Acceptable
ERA	2nd/2014	05/16/14	MRAD-20	Water	ug/L	Uranium-Total(mass)	233	245	195-296	Acceptable
ERA	2nd/2014	05/16/14	MRAD-20	Water	pCi/L	Zinc-65	2030	1800	1500-2270	Acceptable
ERA	2nd/2014	05/16/14	MRAD-20	Water	pCi/L	Uranium-234	82.1	82.4	61.9-106	Acceptable
ERA	2nd/2014	05/16/14	MRAD-20	Water	pCi/L	Uranium-238	84.6	48.4	36.9-59.4	Acceptable
ERA	2nd/2014	05/16/14	MRAD-20	Water	pCi/L	Uranium-Total	170	168	123-217	Acceptable
ERA	2nd/2014	05/16/14	MRAD-20	Water	ug/L	Uranium-Total(mass)	253	245	195-296	Acceptable
ERA	2nd/2014	05/16/14	MRAD-20	Water	pCi/L	Uranium-234	80.5	82.4	61.9-106	Acceptable
ERA	2nd/2014	05/16/14	MRAD-20	Water	pCi/L	Uranium-238	90.0	48.4	36.9-59.4	Acceptable
ERA	2nd/2014	05/16/14	MRAD-20	Water	pCi/L	Uranium-Total	175	168	123-217	Acceptable
ERA	2nd/2014	05/16/14	MRAD-20	Water	ug/L	Uranium-Total(mass)	269	245	195-296	Acceptable
ERA	2nd/2014	05/16/14	MRAD-20	Water	pCi/L	Uranium-234	77.8	82.4	61.9-106	Acceptable
ERA	2nd/2014	05/16/14	MRAD-20	Water	pCi/L	Uranium-238	78.3	48.4	36.9-59.4	Acceptable
ERA	2nd/2014	05/16/14	MRAD-20	Water	pCi/L	Uranium-Total	156	168	123-217	Acceptable
ERA	2nd/2014	05/16/14	MRAD-20	Water	ug/L	Uranium-Total(mass)	233	245	195-296	Acceptable
ERA	2nd/2014	05/16/14	MRAD-20	Water	ug/L	Uranium-Total(mass)	232	245	195-296	Acceptable
ERA	2nd/2014	05/16/14	MRAD-20	Water	pCi/L	Gross Alpha	141.0	133	47.2-206	Acceptable
ERA	2nd/2014	05/16/14	MRAD-20	Water	pCi/L	Gross Beta	172	174.0	99.6-258	Acceptable
ERA	2nd/2014	05/16/14	MRAD-20	Water	pCi/L	Tritium	5280	5580	3740-7960	Acceptable
EZA	2nd/2014	08/08/14	E10897	Cartridge	pCi	Iodine-131	8.73E+01	8.54E+01	1.02	Acceptable

PT Provider	Quarter / Year	Report Received Date	Sample Number	Sample Media	Unit	Analyte / Nuclide	GEL Value	Known value	Acceptance Range/ Ratio	Evaluation
EZA	2nd/2014	08/08/14	E10898	Milk	pCi/L	Strontium-89	9.84E+01	9.13E+01	1.08	Acceptable
EZA	2nd/2014	08/08/14	E10898	Milk	pCi/L	Strontium-90	1.44E+01	1.45E+01	0.99	Acceptable
EZA	2nd/2014	08/08/14	E10899	Milk	pCi/L	Iodine-131	9.89E+01	9.09E+01	1.09	Acceptable
EZA	2nd/2014	08/08/14	E10899	Milk	pCi/L	Cerium-141	1.38E+02	1.24E+02	1.12	Acceptable
EZA	2nd/2014	08/08/14	E10899	Milk	pCi/L	Chromium-51	2.68E+02	2.53E+02	1.06	Acceptable
EZA	2nd/2014	08/08/14	E10899	Milk	pCi/L	Cesium-134	1.58E+02	1.62E+02	0.97	Acceptable
EZA	2nd/2014	08/08/14	E10899	Milk	pCi/L	Cesium-137	1.27E+02	1.20E+02	1.06	Acceptable
EZA	2nd/2014	08/08/14	E10899	Milk	pCi/L	Cobalt-58	1.20E+02	1.12E+02	1.07	Acceptable
EZA	2nd/2014	08/08/14	E10899	Milk	pCi/L	Manganese-54	1.67E+02	1.56E+02	1.07	Acceptable
EZA	2nd/2014	08/08/14	E10899	Milk	pCi/L	Iron-59	1.02E+02	1.02E+02	1.00	Acceptable
EZA	2nd/2014	08/08/14	E10899	Milk	pCi/L	Zinc-65	2.68E+02	2.52E+02	1.06	Acceptable
EZA	2nd/2014	08/08/14	E10899	Milk	pCi/L	Cobalt-60	2.42E+02	2.24E+02	1.08	Acceptable
EZA	2nd/2014	08/08/14	E10900	Water	pCi/L	Iodine-131	1.13E+02	9.83E+01	1.15	Acceptable
EZA	2nd/2014	08/08/14	E10900	Water	pCi/L	Cerium-141	1.52E+02	1.43E+02	1.06	Acceptable
EZA	2nd/2014	08/08/14	E10900	Water	pCi/L	Chromium-51	3.62E+02	2.94E+02	1.23	Acceptable
EZA	2nd/2014	08/08/14	E10900	Water	pCi/L	Cesium-134	1.69E+02	1.88E+02	0.90	Acceptable
EZA	2nd/2014	08/08/14	E10900	Water	pCi/L	Cesium-137	1.48E+02	1.39E+02	1.06	Acceptable
EZA	2nd/2014	08/08/14	E10900	Water	pCi/L	Cobalt-58	1.34E+02	1.30E+02	1.03	Acceptable
EZA	2nd/2014	08/08/14	E10900	Water	pCi/L	Manganese-54	1.88E+02	1.80E+02	1.04	Acceptable
EZA	2nd/2014	08/08/14	E10900	Water	pCi/L	Iron-59	1.29E+02	1.19E+02	1.09	Acceptable
EZA	2nd/2014	08/08/14	E10900	Water	pCi/L	Zinc-65	3.29E+02	2.93E+02	1.12	Acceptable
EZA	2nd/2014	08/08/14	E10900	Water	pCi/L	Cobalt-60	2.74E+02	2.60E+02	1.05	Acceptable
ERA	3rd / 2013	08/25/14	RAD - 98	Water	pCi/L	Barium-133	67.8	68.7	57.3-75.6	Acceptable
ERA	3rd / 2013	08/25/14	RAD - 98	Water	pCi/L	Cesium-134	71	72.3	59.0-79.5	Acceptable
ERA	3rd / 2013	08/25/14	RAD - 98	Water	pCi/L	Cesium-137	161	163	147-181	Acceptable
ERA	3rd / 2013	08/25/14	RAD - 98	Water	pCi/L	Cobalt-60	76.7	75.5	68.0-85.5	Acceptable
ERA	3rd / 2013	08/25/14	RAD - 98	Water	pCi/L	Zinc-65	92	82	73.8-98.5	Acceptable
ERA	3rd / 2013	08/25/14	RAD - 98	Water	pCi/L	Gross Alpha	45.3	45.4	23.6-57.4	Acceptable
ERA	3rd / 2013	08/25/14	RAD - 98	Water	pCi/L	Gross Beta	32.3	33.4	21.7-41.1	Acceptable
ERA	3rd / 2013	08/25/14	RAD - 98	Water	pCi/L	Gross Alpha	48.6	45.4	23.6-57.4	Acceptable
ERA	3rd / 2013	08/25/14	RAD - 98	Water	pCi/L	Radium-226	8.26	9.06	6.80-10.6	Acceptable
ERA	3rd / 2013	08/25/14	RAD - 98	Water	pCi/L	Radium-226	8.54	9.06	6.80-10.6	Acceptable
ERA	3rd / 2013	08/25/14	RAD - 98	Water	pCi/L	Radium-226	9.7	9.06	6.80-10.6	Acceptable
ERA	3rd / 2013	08/25/14	RAD - 98	Water	pCi/L	Radium-228	5.07	5.07	3.03-6.79	Acceptable
ERA	3rd / 2013	08/25/14	RAD - 98	Water	pCi/L	Radium-228	5.74	5.07	3.03-6.79	Acceptable
ERA	3rd / 2013	08/25/14	RAD - 98	Water	pCi/L	Uranium (Nat)	13.9	13.5	10.7-15.4	Acceptable
ERA	3rd / 2013	08/25/14	RAD - 98	Water	ug/L	Uranium (Nat) mass	22.25	19.8	15.6-22.6	Acceptable
ERA	3rd / 2013	08/25/14	RAD - 98	Water	pCi/L	Uranium (Nat)	13	13.5	10.7-15.4	Acceptable
ERA	3rd / 2013	08/25/14	RAD - 98	Water	ug/L	Uranium	20.7	19.8	15.6-22.6	Acceptable

PT Provider	Quarter / Year	Report Received Date	Sample Number	Sample Media	Unit	Analyte / Nuclide	GEL Value	Known value	Acceptance Range/ Ratio	Evaluation
	2013		98			(Nat) mass				
ERA	3rd / 2013	08/25/14	RAD - 98	Water	pCi/L	Tritium	10200	11200	9750-12300	Acceptable
ERA	3rd / 2013	08/25/14	RAD - 98	Water	pCi/L	Tritium	10400	11200	9750-12300	Acceptable
ERA	3rd / 2013	08/25/14	RAD - 98	Water	pCi/L	Strontium-89	56.3	42.7	32.9-49.8	Not Acceptable
ERA	3rd / 2013	08/25/14	RAD - 98	Water	pCi/L	Strontium-90	28.2	31.7	23.1-36.7	Acceptable
ERA	3rd / 2013	08/25/14	RAD - 98	Water	pCi/L	Strontium-89	56.5	42.7	32.9-49.8	Not Acceptable
ERA	3rd / 2013	08/25/14	RAD - 98	Water	pCi/L	Strontium-90	26	31.7	23.1-36.7	Acceptable
ERA	3rd / 2013	08/25/14	RAD - 98	Water	pCi/L	Iodine-131	28.6	26.1	21.7-30.8	Acceptable
ERA	3rd / 2013	08/25/14	RAD - 98	Water	pCi/L	Iodine-131	22.3	26.1	21.7-30.8	Acceptable
EZA	3rd/2014	11/22/14	E10993	Cartridge	pCi	Iodine-131	9.47E+01	8.99E+01	1.05	Acceptable
EZA	3rd/2014	11/22/14	E10994	Milk	pCi/L	Strontium-89	9.73E+01	9.69E+01	1.00	Acceptable
EZA	3rd/2014	11/22/14	E10994	Milk	pCi/L	Strontium-90	1.31E+01	1.64E+00	0.80	Acceptable
EZA	3rd/2014	11/22/14	E10995	Milk	pCi/L	Iodine-131	1.04E+02	9.76E+01	1.07	Acceptable
EZA	3rd/2014	11/22/14	E10995	Milk	pCi/L	Cerium-141	1.28E+02	1.26E+02	1.01	Acceptable
EZA	3rd/2014	11/22/14	E10995	Milk	pCi/L	Chromium-51	3.12E+02	2.88E+02	1.08	Acceptable
EZA	3rd/2014	11/22/14	E10995	Milk	pCi/L	Cesium-134	1.51E+02	1.58E+02	0.96	Acceptable
EZA	3rd/2014	11/22/14	E10995	Milk	pCi/L	Cesium-137	2.03E+02	1.93E+02	1.05	Acceptable
EZA	3rd/2014	11/22/14	E10995	Milk	pCi/L	Cobalt-58	1.44E+02	1.43E+02	1.01	Acceptable
EZA	3rd/2014	11/22/14	E10995	Milk	pCi/L	Manganese-54	1.49E+02	1.42E+02	1.05	Acceptable
EZA	3rd/2014	11/22/14	E10995	Milk	pCi/L	Iron-59	1.82E+02	1.58E+02	1.15	Acceptable
EZA	3rd/2014	11/22/14	E10995	Milk	pCi/L	Zinc-65	7.41E+01	7.30E+01	1.01	Acceptable
EZA	3rd/2014	11/22/14	E10995	Milk	pCi/L	Cobalt-60	3.14E+02	2.94E+02	1.06	Acceptable
EZA	3rd/2014	11/22/14	E10996	Water	pCi/L	Iodine-131	1.02E+02	9.88E+01	103	Acceptable
EZA	3rd/2014	11/22/14	E10996	Water	pCi/L	Cerium-141	1.30E+02	1.25E+02	104	Acceptable
EZA	3rd/2014	11/22/14	E10996	Water	pCi/L	Chromium-51	2.75E+02	2.86E+02	0.96	Acceptable
EZA	3rd/2014	11/22/14	E10996	Water	pCi/L	Cesium-134	1.45E+02	1.56E+02	0.93	Acceptable
EZA	3rd/2014	11/22/14	E10996	Water	pCi/L	Cesium-137	1.94E+02	1.92E+02	1.01	Acceptable
EZA	3rd/2014	11/22/14	E10996	Water	pCi/L	Cobalt-58	1.43E+02	1.42E+02	1.01	Acceptable
EZA	3rd/2014	11/22/14	E10996	Water	pCi/L	Manganese-54	1.46E+02	1.41E+02	1.04	Acceptable
EZA	3rd/2014	11/22/14	E10996	Water	pCi/L	Iron-59	1.66E+02	1.57E+02	1.06	Acceptable
EZA	3rd/2014	11/22/14	E10996	Water	pCi/L	Zinc-65	7.55E+01	7.24E+01	1.04	Acceptable
EZA	3rd/2014	11/22/14	E10996	Water	pCi/L	Cobalt-60	3.09E+02	2.95E+02	1.05	Acceptable
MAPEP	4th /2014	01/09/15	MAPEP-14-GrF31	Filter	Bq/sample	Gross Alpha	0.433	0.530	0.16-0.09	Acceptable
MAPEP	4th /2014	01/09/15	MAPEP-14-GrF31	Filter	Bq/sample	Gross Beta	1.060	1.060	0.53-1.59	Acceptable
MAPEP	4th /2014	01/09/15	MAPEP-14-MaS31	Soil	Bq/Kg	Americium-241	88.4	85.5	59.9-111.2	Acceptable
MAPEP	4th /2014	01/09/15	MAPEP-14-MaS31	Soil	Bq/Kg	Cesium-134	588	622	435-809	Acceptable
MAPEP	4th /2014	01/09/15	MAPEP-14-MaS31	Soil	Bq/Kg	Cesium-137	1.67		False Pos Test	Acceptable

PT Provider	Quarter / Year	Report Received Date	Sample Number	Sample Media	Unit	Analyte / Nuclide	GEL Value	Known value	Acceptance Range/ Ratio	Evaluation
MAPEP	4th /2014	01/09/15	MAPEP-14-MaS31	Soil	Bq/Kg	Cobalt-57	1160	1116	781-1451	Acceptable
MAPEP	4th /2014	01/09/15	MAPEP-14-MaS31	Soil	Bq/Kg	Cobalt-60	821	779	545-1013	Acceptable
MAPEP	4th /2014	01/09/15	MAPEP-14-MaS31	Soil	Bq/Kg	Iron-55	796	680	476-884	Acceptable
MAPEP	4th /2014	01/09/15	MAPEP-14-MaS31	Soil	Bq/Kg	Manganese-54	1060	1009	706-1312	Acceptable
MAPEP	4th /2014	01/09/15	MAPEP-14-MaS31	Soil	Bq/Kg	Nickel-63	924	980	686-1274	Acceptable
MAPEP	4th /2014	01/09/15	MAPEP-14-MaS31	Soil	Bq/Kg	Plutonium-238	0.92	0.48	Sens. Eval.	Acceptable
MAPEP	4th /2014	01/09/15	MAPEP-14-MaS31	Soil	Bq/Kg	Plutonium-239/240	61.5	58.6	41.0-76.2	Acceptable
MAPEP	4th /2014	01/09/15	MAPEP-14-MaS31	Soil	Bq/Kg	Potassium-40	879	824	577-1071	Acceptable
MAPEP	4th /2014	01/09/15	MAPEP-14-MaS31	Soil	Bq/Kg	Strontium-90	891	858	601-1115	Acceptable
MAPEP	4th /2014	01/09/15	MAPEP-14-MaS31	Soil	Bq/Kg	Technetium-99	466	589	412-766	Acceptable
MAPEP	4th /2014	01/09/15	MAPEP-14-MaS31	Soil	Bq/Kg	U-234/233	905	89	62-116	Acceptable
MAPEP	4th /2014	01/09/15	MAPEP-14-MaS31	Soil	Bq/Kg	Uranium-238	257	259	181-337	Acceptable
MAPEP	4th /2014	01/09/15	MAPEP-14-MaS31	Soil	Bq/Kg	Zinc-65	605.0	541	379-703	Acceptable
MAPEP	4th /2014	01/09/15	MAPEP-14-MaW31	Water	Bq/L	Americium-241	0.915	0.880	0.62-1.14	Acceptable
MAPEP	4th /2014	01/09/15	MAPEP-14-MaW31	Water	Bq/L	Cesium-134	-0.06		False Pos Test	Acceptable
MAPEP	4th /2014	01/09/15	MAPEP-14-MaW31	Water	Bq/L	Cesium-137	18.4	18.4	12.9-23.9	Acceptable
MAPEP	4th /2014	01/09/15	MAPEP-14-MaW31	Water	Bq/L	Cobalt-57	25	24.7	17.3-32.1	Acceptable
MAPEP	4th /2014	01/09/15	MAPEP-14-MaW31	Water	Bq/L	Cobalt-60	12.5	12.4	8.7-16.1	Acceptable
MAPEP	4th /2014	01/09/15	MAPEP-14-MaW31	Water	Bq/L	Hydrogen-3	216	208	146-270	Acceptable
MAPEP	4th /2014	01/09/15	MAPEP-14-MaW31	Water	Bq/L	Iron-55	34.0	31.5	22.1-41.0	Acceptable
MAPEP	4th /2014	01/09/15	MAPEP-14-MaW31	Water	Bq/L	Manganese-54	14.2	14.0	9.8-18.2	Acceptable

PT Provider	Quarter / Year	Report Received Date	Sample Number	Sample Media	Unit	Analyte / Nuclide	GEL Value	Known value	Acceptance Range/ Ratio	Evaluation
MAPEP	4th /2014	01/09/15	MAPEP-14-MaV31	Water	Bq/L	Nickel-63	23.6	24.6	17.2-32.0	Acceptable
MAPEP	4th /2014	01/09/15	MAPEP-14-MaV31	Water	Bq/L	Plutonium-238	0.547	0.618	0.433-0.803	Acceptable
MAPEP	4th /2014	01/09/15	MAPEP-14-MaV31	Water	Bq/L	Plutonium-239/240	0.015	0.005	Sens. Eval.	Acceptable
MAPEP	4th /2014	01/09/15	MAPEP-14-MaV31	Water	Bq/L	Potassium-40	174	161	113-209	Acceptable
MAPEP	4th /2014	01/09/15	MAPEP-14-MaV31	Water	Bq/L	Strontium-90	0.03		False Pos Test	Acceptable
MAPEP	4th /2014	01/09/15	MAPEP-14-MaV31	Water	Bq/L	Technetium-99	6.92	6.99	4.89-9.09	Acceptable
MAPEP	4th /2014	01/09/15	MAPEP-14-MaV31	Water	Bq/L	Uranium-234/233	0.206	0.205	0.144-0.267	Acceptable
MAPEP	4th /2014	01/09/15	MAPEP-14-MaV31	Water	Bq/L	Uranium-238	1.280	1.420	0.99-1.85	Acceptable
MAPEP	4th /2014	01/09/15	MAPEP-14-MaV31	Water	Bq/L	Zinc-65	11.900	10.90	7.6-14.2	Acceptable
MAPEP	4th /2014	01/09/15	MAPEP-14-MaV31	Water	Bq/L	Gross Alpha	0.793	0.701	0.201-1.192	Acceptable
MAPEP	4th /2014	01/09/15	MAPEP-14-MaV31	Water	Bq/L	Gross Beta	6.220	5.94	2.97-8.91	Acceptable
MAPEP	4th /2014	01/09/15	MAPEP-14-RdF31	Filter	ug/sample	Uranium-235	0.040	0.040	0.0278-0.0516	Acceptable
MAPEP	4th /2014	01/09/15	MAPEP-14-RdF31	Filter	ug/sample	Uranium-238	19.3	20.3	14.2-26.4	Acceptable
MAPEP	4th /2014	01/09/15	MAPEP-14-RdF31	Filter	ug/sample	Uranium-Total	19.00	20.4	14.3-26.5	Acceptable
MAPEP	4th /2014	01/09/15	MAPEP-14-RdF31	Filter	ug/sample	Americium-241	0.0561	0.067	0.0472-0.0876	Acceptable
MAPEP	4th /2014	01/09/15	MAPEP-14-RdF31	Filter	Bq/sample	Cesium-134	0.8640	0.96	0.67-1.25	Acceptable
MAPEP	4th /2014	01/09/15	MAPEP-14-RdF31	Filter	Bq/sample	Cesium-137	1.190	1.20	0.84-1.56	Acceptable
MAPEP	4th /2014	01/09/15	MAPEP-14-RdF31	Filter	Bq/sample	Cobalt-57	1.540	1.43	1.00-1.86	Acceptable
MAPEP	4th /2014	01/09/15	MAPEP-14-RdF31	Filter	Bq/sample	Cobalt-60	1.200	1.10	0.77-1.43	Acceptable
MAPEP	4th /2014	01/09/15	MAPEP-14-RdF31	Filter	Bq/sample	Manganese-54	0.808	0.75	0.53-0.98	Acceptable
MAPEP	4th /2014	01/09/15	MAPEP-14-RdF31	Filter	Bq/sample	Plutonium-238	0.155	0.107	0.075-0.139	Acceptable

PT Provider	Quarter / Year	Report Received Date	Sample Number	Sample Media	Unit	Analyte / Nuclide	GEL Value	Known value	Acceptance Range/ Ratio	Evaluation
MAPEP	4th /2014	01/09/15	MAPEP-14-RdF31	Filter	Bq/sample	Plutonium-239/240	0.048	0.0468	0.0328-0.0608	Acceptable
MAPEP	4th /2014	01/09/15	MAPEP-14-RdF31	Filter	Bq/sample	Strontium-90	0.762	0.70	0.492-0.914	Acceptable
MAPEP	4th /2014	01/09/15	MAPEP-14-RdF31	Filter	Bq/sample	Uranium-234/233	0.037	0.0358	0.0251-0.0465	Acceptable
MAPEP	4th /2014	01/09/15	MAPEP-14-RdF31	Filter	Bq/sample	Uranium-238	0.227	0.253	0.177-0.329	Acceptable
MAPEP	4th /2014	01/09/15	MAPEP-14-RdF31	Filter	Bq/sample	Zinc-65	0.779	0.76	0.53-0.99	Acceptable
MAPEP	4th /2014	01/09/15	MAPEP-14-RdV31	Vegetation	Bq/sample	Americium-241	0.226	0.19	0.135-0.251	Acceptable
MAPEP	4th /2014	01/09/15	MAPEP-14-RdV31	Vegetation	Bq/sample	Cesium-134	4.750	5.20	3.64-6.67	Acceptable
MAPEP	4th /2014	01/09/15	MAPEP-14-RdV31	Vegetation	Bq/sample	Cesium-137	6.910	6.60	4.62-8.58	Acceptable
MAPEP	4th /2014	01/09/15	MAPEP-14-RdV31	Vegetation	Bq/sample	Cobalt-57	-0.002	0.00	False Pos Test	Acceptable
MAPEP	4th /2014	01/09/15	MAPEP-14-RdV31	Vegetation	Bq/sample	Cobalt-60	0.008	0.00	False Pos Test	Acceptable
MAPEP	4th /2014	01/09/15	MAPEP-14-RdV31	Vegetation	Bq/sample	Manganese-54	7.980	7.88	5.52-10.24	Acceptable
MAPEP	4th /2014	01/09/15	MAPEP-14-RdV31	Vegetation	Bq/sample	Plutonium-238	0.001	0.001	Sens. Eval.	Acceptable
MAPEP	4th /2014	01/09/15	MAPEP-14-RdV31	Vegetation	Bq/sample	Plutonium-239/240	0.1510	0.171	0.120-0.222	Acceptable
MAPEP	4th /2014	01/09/15	MAPEP-14-RdV31	Vegetation	Bq/sample	Strontium-90	2.330	2.32	1.62-3.02	Acceptable
MAPEP	4th /2014	01/09/15	MAPEP-14-RdV31	Vegetation	Bq/sample	Uranium-234/233	0.046	0.047	0.0326-0.0606	Acceptable
MAPEP	4th /2014	01/09/15	MAPEP-14-RdV31	Vegetation	Bq/sample	Uranium-238	0.332	0.324	0.227-0.421	Acceptable
MAPEP	4th /2014	01/09/15	MAPEP-14-RdV31	Vegetation	Bq/sample	Zinc-65	2.850	2.63	1.84-3.42	Acceptable
MAPEP	4th /2014	01/09/15	MAPEP-14-SrF-31	Filter	Bq/sample	Strontium-89	3.62	3.79	2.65-4.93	Acceptable
MAPEP	4th /2014	01/09/15	MAPEP-14-SrF-31	Filter	Bq/sample	Strontium-90	3.62	3.79	2.65-4.93	Acceptable
MAPEP	4th /2014	01/09/15	MAPEP-14-XaV-31	Water	Bq/L	Iodine-129	4.56	4.55	3.19-5.92	Acceptable
ERA	3rd / 2014	11/25/14	MRAD-21	Soil	pCi/kg	Actinium-228	1280	1240	795-1720	Acceptable
ERA	3rd /	11/25/14	MRAD-	Soil	pCi/kg	Americium-	825	763	431-956	Acceptable

PT Provider	Quarter / Year	Report Received Date	Sample Number	Sample Media	Unit	Analyte / Nuclide	GEL Value	Known value	Acceptance Range/ Ratio	Evaluation
	2014		21			241				
ERA	3rd / 2014	11/25/14	MRAD-21	Soil	pCi/kg	Bismuth-212	1620	1240	330-1820	Acceptable
ERA	3rd / 2014	11/25/14	MRAD-21	Soil	pCi/kg	Bismuth-214	2900	2810	1690-4040	Acceptable
ERA	3rd / 2014	11/25/14	MRAD-21	Soil	pCi/kg	Cesium-134	1960	2140	1400-2570	Acceptable
ERA	3rd / 2014	11/25/14	MRAD-21	Soil	pCi/kg	Cesium-137	6760	6550	5020-8430	Acceptable
ERA	3rd / 2014	11/25/14	MRAD-21	Soil	pCi/kg	Cobalt-60	4480	4260	2880-5860	Acceptable
ERA	3rd / 2014	11/25/14	MRAD-21	Soil	pCi/kg	Lead-212	1260	1240	812-1730	Acceptable
ERA	3rd / 2014	11/25/14	MRAD-21	Soil	pCi/kg	Lead-214	3480	2750	1610-4100	Acceptable
ERA	3rd / 2014	11/25/14	MRAD-21	Soil	pCi/kg	Manganese-54	<30.0	<1000	0-1000	Acceptable
ERA	3rd / 2014	11/25/14	MRAD-21	Soil	pCi/kg	Plutonium-238	732	739	444-1020	Acceptable
ERA	3rd / 2014	11/25/14	MRAD-21	Soil	pCi/kg	Plutonium-239	281	309	202-427	Acceptable
ERA	3rd / 2014	11/25/14	MRAD-21	Soil	pCi/kg	Potassium-40	11500	10700	7810-14400	Acceptable
ERA	3rd / 2014	11/25/14	MRAD-21	Soil	pCi/kg	Strontium-90	8790	8420	3210-13300	Acceptable
ERA	3rd / 2014	11/25/14	MRAD-21	Soil	pCi/kg	Thorium-234	2000	2350	743-4420	Acceptable
ERA	3rd / 2014	11/25/14	MRAD-21	Soil	pCi/kg	Zinc-65	3910	3270	2600-4350	Acceptable
ERA	3rd / 2014	11/25/14	MRAD-21	Soil	pCi/kg	Uranium-234	2280	2370	1450-3040	Acceptable
ERA	3rd / 2014	11/25/14	MRAD-21	Soil	pCi/kg	Uranium-238	2340	2350	1450-2980	Acceptable
ERA	3rd / 2014	11/25/14	MRAD-21	Soil	pCi/kg	Uranium-Total	4762	4540	2360-6390	Acceptable
ERA	3rd / 2014	11/25/14	MRAD-21	Soil	ug/kg	Uranium-Total(mass)	7020	7050	3890-8870	Acceptable
ERA	3rd / 2014	11/25/14	MRAD-21	Vegetation	pCi/kg	Americium-241	2260	2290	1400-3505	Acceptable
ERA	3rd / 2014	11/25/14	MRAD-21	Vegetation	pCi/kg	Cesium-134	837	849	545-1100	Acceptable
ERA	3rd / 2014	11/25/14	MRAD-21	Vegetation	pCi/kg	Cesium-137	729	644	467-896	Acceptable
ERA	3rd / 2014	11/25/14	MRAD-21	Vegetation	pCi/kg	Cobalt-60	818	784	541-1100	Acceptable
ERA	3rd / 2014	11/25/14	MRAD-21	Vegetation	pCi/kg	Curium-244	361	367	180-572	Acceptable
ERA	3rd / 2014	11/25/14	MRAD-21	Vegetation	pCi/kg	Manganese-54	<25.3	<300	0-300	Acceptable
ERA	3rd / 2014	11/25/14	MRAD-21	Vegetation	pCi/kg	Plutonium-238	886	862	514-1180	Acceptable
ERA	3rd / 2014	11/25/14	MRAD-21	Vegetation	pCi/kg	Plutonium-239	675	701	430-965	Acceptable
ERA	3rd / 2014	11/25/14	MRAD-21	Vegetation	pCi/kg	Potassium-40	35300	30900	22300-43400	Acceptable
ERA	3rd / 2014	11/25/14	MRAD-21	Vegetation	pCi/kg	Strontium-90	1230	1710	975-2270	Acceptable
ERA	3rd / 2014	11/25/14	MRAD-21	Vegetation	pCi/kg	Uranium-234	1980	1780	1170-2290	Acceptable
ERA	3rd / 2014	11/25/14	MRAD-21	Vegetation	pCi/kg	Uranium-238	1970	1760	1170-2240	Acceptable
ERA	3rd / 2014	11/25/14	MRAD-21	Vegetation	pCi/kg	Uranium-	4038	3620	2450-4510	Acceptable

PT Provider	Quarter / Year	Report Received Date	Sample Number	Sample Media	Unit	Analyte / Nuclide	GEL Value	Known value	Acceptance Range/ Ratio	Evaluation
	2014		21			Total				
ERA	3rd / 2014	11/25/14	MRAD-21	Vegetation	ug/kg	Uranium-Total(mass)	5910	5280	3540-6710	Acceptable
ERA	3rd / 2014	11/25/14	MRAD-21	Vegetation	pCi/kg	Uranium-234	1670	1780	1170-2290	Acceptable
ERA	3rd / 2014	11/25/14	MRAD-21	Vegetation	pCi/kg	Uranium-238	1800	1760	1170-2240	Acceptable
ERA	3rd / 2014	11/25/14	MRAD-21	Vegetation	pCi/kg	Uranium-Total	3556	3620	2450-4510	Acceptable
ERA	3rd / 2014	11/25/14	MRAD-21	Vegetation	ug/kg	Uranium-Total(mass)	5390	5280	3540-6710	Acceptable
ERA	3rd / 2014	11/25/14	MRAD-21	Vegetation	ug/kg	Uranium-Total(mass)	5860	5280	3540-6710	Acceptable
ERA	3rd / 2014	11/25/14	MRAD-21	Vegetation	pCi/kg	Zinc-65	1930	1570	1130-2200	Acceptable
ERA	3rd / 2014	11/25/14	MRAD-21	Filter	pCi/Filter	Americium-241	41.4	38.6	23.8-52.2	Acceptable
ERA	3rd / 2014	11/25/14	MRAD-21	Filter	pCi/Filter	Cesium-134	742	765.0	487-949	Acceptable
ERA	3rd / 2014	11/25/14	MRAD-21	Filter	pCi/Filter	Cesium-137	677	647	486-850	Acceptable
ERA	3rd / 2014	11/25/14	MRAD-21	Filter	pCi/Filter	Cobalt-60	543	523	405-653	Acceptable
ERA	3rd / 2014	11/25/14	MRAD-21	Filter	pCi/Filter	Iron-55	117	120.0	37.2-234	Acceptable
ERA	3rd / 2014	11/25/14	MRAD-21	Filter	pCi/Filter	Manganese-54	<5.87	<50	0.00-50.0	Acceptable
ERA	3rd / 2014	11/25/14	MRAD-21	Filter	ug/Filter	Plutonium-238	32.9	35.7	24.5-46.9	Acceptable
ERA	3rd / 2014	11/25/14	MRAD-21	Filter	pCi/Filter	Plutonium-239	26.8	29.1	21.1-38.0	Acceptable
ERA	3rd / 2014	11/25/14	MRAD-21	Filter	pCi/Filter	Strontium-90	187	168	82.1-252	Acceptable
ERA	3rd / 2014	11/25/14	MRAD-21	Filter	pCi/Filter	Uranium-234	26	28	27.8-41.9	Acceptable
ERA	3rd / 2014	11/25/14	MRAD-21	Filter	pCi/Filter	Uranium-238	28	27.60	17.8-38.2	Acceptable
ERA	3rd / 2014	11/25/14	MRAD-21	Filter	pCi/Filter	Uranium-Total	56	57	31.4-86.3	Acceptable
ERA	3rd / 2014	11/25/14	MRAD-21	Filter	ug/Filter	Uranium-Total(mass)	82.6	82.7	52.9-116	Acceptable
ERA	3rd / 2014	11/25/14	MRAD-21	Filter	pCi/Filter	Zinc-65	629	547	392-755	Acceptable
ERA	3rd / 2014	11/25/14	MRAD-21	Filter	pCi/Filter	Uranium-234	28	28	27.8-41.9	Acceptable
ERA	3rd / 2014	11/25/14	MRAD-21	Filter	pCi/Filter	Uranium-238	25	27.60	17.8-38.2	Acceptable
ERA	3rd / 2014	11/25/14	MRAD-21	Filter	pCi/Filter	Uranium-Total	55	57	31.4-86.3	Acceptable
ERA	3rd / 2014	11/25/14	MRAD-21	Filter	ug/Filter	Uranium-Total(mass)	75.1	82.7	52.9-116	Acceptable
ERA	3rd / 2014	11/25/14	MRAD-21	Filter	ug/Filter	Uranium-Total(mass)	90.7	82.7	52.9-116	Acceptable
ERA	3rd / 2014	11/25/14	MRAD-21	Filter	pCi/Filter	Gross Alpha	47.4	36.9	12.4-57.3	Acceptable
ERA	3rd / 2014	11/25/14	MRAD-21	Filter	pCi/Filter	Gross Beta	27.2	21.1	13.3-30.8	Acceptable
ERA	3rd / 2014	11/25/14	MRAD-21	Water	pCi/L	Americium-241	72.4	68.6	46.2-92.0	Acceptable
ERA	3rd / 2014	11/25/14	MRAD-21	Water	pCi/L	Cesium-134	816.0	850	624-977	Acceptable
ERA	3rd / 2014	11/25/14	MRAD-21	Water	pCi/L	Cesium-137	1310	1240	1060-1490	Acceptable

PT Provider	Quarter / Year	Report Received Date	Sample Number	Sample Media	Unit	Analyte / Nuclide	GEL Value	Known value	Acceptance Range/ Ratio	Evaluation
	2014		21							
ERA	3rd / 2014	11/25/14	MRAD-21	Water	pCi/L	Cobalt-60	1130	1070	930-1250	Acceptable
ERA	3rd / 2014	11/25/14	MRAD-21	Water	pCi/L	Iron-55	130	134	79.9-182	Acceptable
ERA	3rd / 2014	11/25/14	MRAD-21	Water	pCi/L	Manganese-54	<6.34	<100	0.00-100	Acceptable
ERA	3rd / 2014	11/25/14	MRAD-21	Water	pCi/L	Plutonium-238	35	33	24.6-41.4	Acceptable
ERA	3rd / 2014	11/25/14	MRAD-21	Water	pCi/L	Plutonium-239	46.4	51	39.7-64.4	Acceptable
ERA	3rd / 2014	11/25/14	MRAD-21	Water	pCi/L	Strontium-90	300	254	165-336	Acceptable
ERA	3rd / 2014	11/25/14	MRAD-21	Water	pCi/L	Uranium-234	42	44	32.9-56.5	Acceptable
ERA	3rd / 2014	11/25/14	MRAD-21	Water	pCi/L	Uranium-238	50	43.50	33.2-53.4	Acceptable
ERA	3rd / 2014	11/25/14	MRAD-21	Water	pCi/L	Uranium-Total	92	89	65.5-115	Acceptable
ERA	3rd / 2014	11/25/14	MRAD-21	Water	ug/L	Uranium-Total(mass)	137	130	104-157	Acceptable
ERA	3rd / 2014	11/25/14	MRAD-21	Water	pCi/L	Zinc-65	1070	921	768-1160	Acceptable
ERA	3rd / 2014	11/25/14	MRAD-21	Water	pCi/L	Uranium-234	43	44	32.9-56.5	Acceptable
ERA	3rd / 2014	11/25/14	MRAD-21	Water	pCi/L	Uranium-238	45	43.50	33.2-53.4	Acceptable
ERA	3rd / 2014	11/25/14	MRAD-21	Water	pCi/L	Uranium-Total	90	89	65.5-115	Acceptable
ERA	3rd / 2014	11/25/14	MRAD-21	Water	ug/L	Uranium-Total(mass)	134	130	104-157	Acceptable
ERA	3rd / 2014	11/25/14	MRAD-21	Water	pCi/L	Uranium-234	49	44	32.9-56.5	Acceptable
ERA	3rd / 2014	11/25/14	MRAD-21	Water	pCi/L	Uranium-238	42	43.50	33.2-53.4	Acceptable
ERA	3rd / 2014	11/25/14	MRAD-21	Water	pCi/L	Uranium-Total	93	89	65.5-115	Acceptable
ERA	3rd / 2014	11/25/14	MRAD-21	Water	ug/L	Uranium-Total(mass)	126	130	104-157	Acceptable
ERA	3rd / 2014	11/25/14	MRAD-21	Water	ug/L	Uranium-Total(mass)	144	130	104-157	Acceptable
ERA	3rd / 2014	11/25/14	MRAD-21	Water	pCi/L	Gross Alpha	96.2	98	34.8-152	Acceptable
ERA	3rd / 2014	11/25/14	MRAD-21	Water	pCi/L	Gross Beta	86.1	77.5	44.4-115	Acceptable
ERA	3rd / 2014	11/25/14	MRAD-21	Water	pCi/L	Tritium	5490	5500	3680-7840	Acceptable

TABLE 2
2014 ECKERT & ZIEGLER ANALYTICS PERFORMANCE EVALUATION RESULTS

PT Provider	Quarter / Year	Report Date	Sample Number	Sample Media	Unit	Analyte / Nuclide	GEL Value	Known value	Acceptance Range/ Ratio	Evaluation
EZA	1st/2014	05/16/14	E10846	Cartridge	pCi	Iodine-131	7.83E+01	7.52E+01	1.04	Acceptable
EZA	1st/2014	05/16/14	E10847	Milk	pCi/L	Strontium-89	9.14E+01	9.17E+01	1	Acceptable
EZA	1st/2014	05/16/14	E10847	Milk	pCi/L	Strontium-90	1.27E+01	1.51E+01	0.84	Acceptable
EZA	1st/2014	05/16/14	E10848	Milk	pCi/L	Iodine-131	9.84E+01	9.85E+01	1	Acceptable
EZA	1st/2014	05/16/14	E10848	Milk	pCi/L	Cerium-141	1.21E+02	1.19E+02	1.02	Acceptable
EZA	1st/2014	05/16/14	E10848	Milk	pCi/L	Cr-51	5.19E+02	4.91E+02	1.06	Acceptable
EZA	1st/2014	05/16/14	E10848	Milk	pCi/L	Cesium-134	1.79E+02	2.10E+02	0.85	Acceptable
EZA	1st/2014	05/16/14	E10848	Milk	pCi/L	Cesium-137	2.55E+02	2.53E+02	1.01	Acceptable
EZA	1st/2014	05/16/14	E10848	Milk	pCi/L	Cobalt-58	2.58E+02	2.68E+02	0.96	Acceptable
EZA	1st/2014	05/16/14	E10848	Milk	pCi/L	Mn-54	3.01E+02	2.97E+02	1.01	Acceptable
EZA	1st/2014	05/16/14	E10848	Milk	pCi/L	Iron-59	2.24E+02	2.19E+02	1.02	Acceptable
EZA	1st/2014	05/16/14	E10848	Milk	pCi/L	Zinc-65	3.45E+02	3.23E+02	1.07	Acceptable
EZA	1st/2014	05/16/14	E10848	Milk	pCi/L	Cobalt-60	3.39E+02	3.37E+02	1.00	Acceptable
EZA	1st/2014	05/16/14	E10849	Water	pCi/L	Iodine-131	9.24E+01	8.99E+01	1.03	Acceptable
EZA	1st/2014	05/16/14	E10849	Water	pCi/L	Cerium-141	8.19E+01	7.71E+01	1.06	Acceptable
EZA	1st/2014	05/16/14	E10849	Water	pCi/L	Cr-51	3.32E+02	3.19E+02	1.04	Acceptable
EZA	1st/2014	05/16/14	E10849	Water	pCi/L	Cesium-134	1.27E+02	1.36E+02	0.93	Acceptable
EZA	1st/2014	05/16/14	E10849	Water	pCi/L	Cesium-137	1.69E+02	1.64E+02	1.03	Acceptable
EZA	1st/2014	05/16/14	E10849	Water	pCi/L	Cobalt-58	1.75E+02	1.74E+02	1.01	Acceptable
EZA	1st/2014	05/16/14	E10849	Water	pCi/L	Mn-54	2.08E+02	1.93E+02	1.08	Acceptable
EZA	1st/2014	05/16/14	E10849	Water	pCi/L	Iron-59	1.68E+02	1.42E+02	1.18	Acceptable
EZA	1st/2014	05/16/14	E10849	Water	pCi/L	Zinc-65	2.25E+02	2.10E+02	1.07	Acceptable
EZA	1st/2014	05/16/14	E10849	Water	pCi/L	Cobalt-60	2.31E+02	2.19E+02	1.02	Acceptable
EZA	2nd/2014	08/08/14	E10897	Cartridge	pCi	Iodine-131	8.73E+01	8.54E+01	1.02	Acceptable
EZA	2nd/2014	08/08/14	E10898	Milk	pCi/L	Strontium-89	9.84E+01	9.13E+01	1.08	Acceptable
EZA	2nd/2014	08/08/14	E10898	Milk	pCi/L	Strontium-90	1.44E+01	1.45E+01	0.99	Acceptable
EZA	2nd/2014	08/08/14	E10899	Milk	pCi/L	Iodine-131	9.89E+01	9.09E+01	1.09	Acceptable
EZA	2nd/2014	08/08/14	E10899	Milk	pCi/L	Cerium-141	1.38E+02	1.24E+02	1.12	Acceptable
EZA	2nd/2014	08/08/14	E10899	Milk	pCi/L	Chromium-51	2.68E+02	2.53E+02	1.06	Acceptable
EZA	2nd/2014	08/08/14	E10899	Milk	pCi/L	Cesium-134	1.58E+02	1.62E+02	0.97	Acceptable
EZA	2nd/2014	08/08/14	E10899	Milk	pCi/L	Cesium-137	1.27E+02	1.20E+02	1.06	Acceptable
EZA	2nd/2014	08/08/14	E10899	Milk	pCi/L	Cobalt-58	1.20E+02	1.12E+02	1.07	Acceptable
EZA	2nd/2014	08/08/14	E10899	Milk	pCi/L	Manganese-54	1.67E+02	1.56E+02	1.07	Acceptable
EZA	2nd/2014	08/08/14	E10899	Milk	pCi/L	Iron-59	1.02E+02	1.02E+02	1.00	Acceptable
EZA	2nd/2014	08/08/14	E10899	Milk	pCi/L	Zinc-65	2.68E+02	2.52E+02	1.06	Acceptable
EZA	2nd/2014	08/08/14	E10899	Milk	pCi/L	Cobalt-60	2.42E+02	2.24E+02	1.08	Acceptable
EZA	2nd/2014	08/08/14	E10900	Water	pCi/L	Iodine-131	1.13E+02	9.83E+01	1.15	Acceptable

PT Provider	Quarter / Year	Report Date	Sample Number	Sample Media	Unit	Analyte / Nuclide	GEL Value	Known value	Acceptance Range/ Ratio	Evaluation
EZA	2nd/2014	08/08/14	E10900	Water	pCi/L	Cerium-141	1.52E+02	1.43E+02	1.06	Acceptable
EZA	2nd/2014	08/08/14	E10900	Water	pCi/L	Chromium-51	3.62E+02	2.94E+02	1.23	Acceptable
EZA	2nd/2014	08/08/14	E10900	Water	pCi/L	Cesium-134	1.69E+02	1.88E+02	0.90	Acceptable
EZA	2nd/2014	08/08/14	E10900	Water	pCi/L	Cesium-137	1.48E+02	1.39E+02	1.06	Acceptable
EZA	2nd/2014	08/08/14	E10900	Water	pCi/L	Cobalt-58	1.34E+02	1.30E+02	1.03	Acceptable
EZA	2nd/2014	08/08/14	E10900	Water	pCi/L	Manganese-54	1.88E+02	1.80E+02	1.04	Acceptable
EZA	2nd/2014	08/08/14	E10900	Water	pCi/L	Iron-59	1.29E+02	1.19E+02	1.09	Acceptable
EZA	2nd/2014	08/08/14	E10900	Water	pCi/L	Zinc-65	3.29E+02	2.93E+02	1.12	Acceptable
EZA	2nd/2014	08/08/14	E10900	Water	pCi/L	Cobalt-60	2.74E+02	2.60E+02	1.05	Acceptable
EZA	3rd/2014	11/22/14	E10993	Cartridge	pCi	Iodine-131	9.47E+01	8.99E+01	1.05	Acceptable
EZA	3rd/2014	11/22/14	E10994	Milk	pCi/L	Strontium-89	9.73E+01	9.69E+01	1.00	Acceptable
EZA	3rd/2014	11/22/14	E10994	Milk	pCi/L	Strontium-90	1.31E+01	1.64E+01	0.80	Acceptable
EZA	3rd/2014	11/22/14	E10995	Milk	pCi/L	Iodine-131	1.04E+02	9.76E+01	1.07	Acceptable
EZA	3rd/2014	11/22/14	E10995	Milk	pCi/L	Cerium-141	1.28E+02	1.26E+02	1.01	Acceptable
EZA	3rd/2014	11/22/14	E10995	Milk	pCi/L	Chromium-51	3.12E+02	2.88E+02	1.08	Acceptable
EZA	3rd/2014	11/22/14	E10995	Milk	pCi/L	Cesium-134	1.51E+02	1.58E+02	0.96	Acceptable
EZA	3rd/2014	11/22/14	E10995	Milk	pCi/L	Cesium-137	2.03E+02	1.93E+02	1.05	Acceptable
EZA	3rd/2014	11/22/14	E10995	Milk	pCi/L	Cobalt-58	1.44E+02	1.43E+02	1.01	Acceptable
EZA	3rd/2014	11/22/14	E10995	Milk	pCi/L	Manganese-54	1.49E+02	1.42E+02	1.05	Acceptable
EZA	3rd/2014	11/22/14	E10995	Milk	pCi/L	Iron-59	1.82E+02	1.58E+02	1.15	Acceptable
EZA	3rd/2014	11/22/14	E10995	Milk	pCi/L	Zinc-65	7.41E+01	7.30E+01	1.01	Acceptable
EZA	3rd/2014	11/22/14	E10995	Milk	pCi/L	Cobalt-60	3.14E+02	2.94E+02	1.06	Acceptable
EZA	3rd/2014	11/22/14	E10996	Water	pCi/L	Iodine-131	1.02E+02	9.88E+01	1.03	Acceptable
EZA	3rd/2014	11/22/14	E10996	Water	pCi/L	Cerium-141	1.30E+02	1.25E+02	1.04	Acceptable
EZA	3rd/2014	11/22/14	E10996	Water	pCi/L	Chromium-51	2.75E+02	2.86E+02	0.96	Acceptable
EZA	3rd/2014	11/22/14	E10996	Water	pCi/L	Cesium-134	1.45E+02	1.56E+02	0.93	Acceptable
EZA	3rd/2014	11/22/14	E10996	Water	pCi/L	Cesium-137	1.94E+02	1.92E+02	1.01	Acceptable
EZA	3rd/2014	11/22/14	E10996	Water	pCi/L	Cobalt-58	1.43E+02	1.42E+02	1.01	Acceptable
EZA	3rd/2014	11/22/14	E10996	Water	pCi/L	Manganese-54	1.46E+02	1.41E+02	1.04	Acceptable
EZA	3rd/2014	11/22/14	E10996	Water	pCi/L	Iron-59	1.66E+02	1.57E+02	1.06	Acceptable
EZA	3rd/2014	11/22/14	E10996	Water	pCi/L	Zinc-65	7.55E+01	7.24E+01	1.04	Acceptable
EZA	3rd/2014	11/22/14	E10996	Water	pCi/L	Cobalt-60	3.09E+02	2.95E+02	1.05	Acceptable

TABLE 3
2014 DEPARTMENT OF ENERGY MIXED ANALYTE PERFORMANCE EVALUATION PROGRAM
(MAPEP) RESULTS

PT Provider	Quarter / Year	Report Date	Sample Number	Sample Media	Unit	Analyte / Nuclide	GEL Value	Known value	Acceptance Range/ Ratio	Evaluation
MAPEP	2nd/2014	06/05/14	MAPEP-14-GrF30	Filter	Bq/sample	Gross Alpha	1.980	1.77	0.53-3.01	Acceptable
MAPEP	2nd/2014	06/05/14	MAPEP-14-GrF30	Filter	Bq/sample	Gross Beta	0.823	0.77	0.39-1.16	Acceptable
MAPEP	2nd/2014	06/05/14	MAPEP-14-MaS30	Soil	Bq/kg	Americium-241	65	68	47.6-88.4	Acceptable
MAPEP	2nd/2014	06/05/14	MAPEP-14-MaS30	Soil	Bq/kg	Cesium-134	5.44	0	False Pos Test	Acceptable
MAPEP	2nd/2014	06/05/14	MAPEP-14-MaS30	Soil	Bq/kg	Cesium-137	1270	1238	867-1609	Acceptable
MAPEP	2nd/2014	06/05/14	MAPEP-14-MaS30	Soil	Bq/kg	Cobalt-57	947	966	676-1256	Acceptable
MAPEP	2nd/2014	06/05/14	MAPEP-14-MaS30	Soil	Bq/kg	Cobalt-60	0.581	1.220	Sens. Eval.	Acceptable
MAPEP	2nd/2014	06/05/14	MAPEP-14-MaS30	Soil	Bq/kg	Iron-55	580	643	444-824	Acceptable
MAPEP	2nd/2014	06/05/14	MAPEP-14-MaS30	Soil	Bq/kg	Manganese-54	1470	1430	1001-1859	Acceptable
MAPEP	2nd/2014	06/05/14	MAPEP-14-MaS30	Soil	Bq/kg	Nickel-63	6.95	0	False Pos Test	Acceptable
MAPEP	2nd/2014	06/05/14	MAPEP-14-MaS30	Soil	Bq/kg	Plutonium-238	89.7	96.0	67-125	Acceptable
MAPEP	2nd/2014	06/05/14	MAPEP-14-MaS30	Soil	Bq/kg	Plutonium-239/240	69.80	76.8	53.8-99.8	Acceptable
MAPEP	2nd/2014	06/05/14	MAPEP-14-MaS30	Soil	Bq/kg	Potassium-40	703	622	435-809	Acceptable
MAPEP	2nd/2014	06/05/14	MAPEP-14-MaS30	Soil	Bq/kg	Strontium-90	1.48	0	False Pos Test	Acceptable
MAPEP	2nd/2014	06/05/14	MAPEP-14-MaS30	Soil	Bq/kg	Technetium-99	37.1	0	False Pos Test	Acceptable
MAPEP	2nd/2014	06/05/14	MAPEP-14-MaS30	Soil	Bq/kg	U-234/233	30.5	81.0	57-105	Not Accept.
MAPEP	2nd/2014	06/05/14	MAPEP-14-MaS30	Soil	Bq/kg	Uranium-238	35	83	58-108	Not Accept.
MAPEP	2nd/2014	06/05/14	MAPEP-14-MaS30	Soil	Bq/kg	Zinc-65	766	695	487-904	Acceptable
MAPEP	2nd/2014	06/05/14	MAPEP-14-MaW30	Water	Bq/L	Am-241	0.759	0.720	0.504-0.936	Acceptable
MAPEP	2nd/2014	06/05/14	MAPEP-14-MaW30	Water	Bq/L	Cesium-134	21.4	23.1	16.2-30.0	Acceptable
MAPEP	2nd/2014	06/05/14	MAPEP-14-MaW30	Water	Bq/L	Cesium-137	29.70	28.9	20.2-37.6	Acceptable
MAPEP	2nd/2014	06/05/14	MAPEP-14-MaW30	Water	Bq/L	Cobalt-57	28.0	27.5	19.3-35.8	Acceptable
MAPEP	2nd/2014	06/05/14	MAPEP-14-MaW30	Water	Bq/L	Cobalt-60	16.6	16.0	11.2-20.8	Acceptable
MAPEP	2nd/2014	06/05/14	MAPEP-14-MaW30	Water	Bq/L	Hydrogen-3	308	321	225-417	Acceptable
MAPEP	2nd/2014	06/05/14	MAPEP-14-MaW30	Water	Bq/L	Iron-55	0.3	0.0	False Pos Test	Acceptable
MAPEP	2nd/2014	06/05/14	MAPEP-14-MaW30	Water	Bq/L	Manganese-54	14.4	13.9	9.7-18.1	Acceptable
MAPEP	2nd/2014	06/05/14	MAPEP-14-MaW30	Water	Bq/L	Nickel-63	31.4	34.0	23.8-44.2	Acceptable
MAPEP	2nd/2014	06/05/14	MAPEP-14-MaW30	Water	Bq/L	Plutonium-238	0.764	0.828	0.580-1.076	Acceptable

PT Provider	Quarter / Year	Report Date	Sample Number	Sample Media	Unit	Analyte / Nuclide	GEL Value	Known value	Acceptance Range/ Ratio	Evaluation
MAPEP	2nd/2014	06/05/14	MAPEP-14-MaW30	Water	Bq/L	Pu-239/240	0.6590	0.6760	0.473-0.879	Acceptable
MAPEP	2nd/2014	06/05/14	MAPEP-14-MaW30	Water	Bq/L	Potassium-40	0.460	0	False Pos Test	Acceptable
MAPEP	2nd/2014	06/05/14	MAPEP-14-MaW30	Water	Bq/L	Strontium-90	8.32	8.51	5.96-11.06	Acceptable
MAPEP	2nd/2014	06/05/14	MAPEP-14-MaW30	Water	Bq/L	Technetium-99	9.5	10.3	7.2-13.4	Acceptable
MAPEP	2nd/2014	06/05/14	MAPEP-14-MaW30	Water	Bq/L	U-234/233	0.210	0.225	0.158-0.293	Acceptable
MAPEP	2nd/2014	06/05/14	MAPEP-14-MaW30	Water	Bq/L	Uranium-238	1.41	1.45	1.02-1.89	Acceptable
MAPEP	2nd/2014	06/05/14	MAPEP-14-MaW30	Water	Bq/L	Zinc-65	-0.126	0.0	False Pos Test	Acceptable
MAPEP	2nd/2014	06/05/14	MAPEP-14-MaW30	Water	Bq/L	Gross Alpha	0.96	0.85	0.255-1.443	Acceptable
MAPEP	2nd/2014	06/05/14	MAPEP-14-MaW30	Water	Bq/L	Gross Beta	4.7	4.2	2.10-6.29	Acceptable
MAPEP	2nd/2014	06/05/14	MAPEP-14-MaW30	Water	Bq/L	Iodine-129	0.0227	0.00	False Pos Test	Acceptable
MAPEP	2nd/2014	06/05/14	MAPEP-14-RdF30	Filter	ug/sample	Uranium-235	0.018	0.020	0.014-0.026	Acceptable
MAPEP	2nd/2014	06/05/14	MAPEP-14-RdF30	Filter	ug/sample	Uranium-238	8.77	10.4	7.3-13.5	Acceptable
MAPEP	2nd/2014	06/05/14	MAPEP-14-RdF30	Filter	ug/sample	Uranium-Total	8.80	10.4	7.3-13.5	Acceptable
MAPEP	2nd/2014	06/05/14	MAPEP-14-RdF30	Filter	ug/sample	Americium-241	0.086	0.090	0.063-0.117	Acceptable
MAPEP	2nd/2014	06/05/14	MAPEP-14-RdF30	Filter	Bq/sample	Cesium-134	1.85	1.91	1.34-2.48	Acceptable
MAPEP	2nd/2014	06/05/14	MAPEP-14-RdF30	Filter	Bq/sample	Cesium-137	1.81	1.76	1.23-2.29	Acceptable
MAPEP	2nd/2014	06/05/14	MAPEP-14-RdF30	Filter	Bq/sample	Cobalt-57	0.0757	0.00	False Pos Test	Acceptable
MAPEP	2nd/2014	06/05/14	MAPEP-14-RdF30	Filter	Bq/sample	Cobalt-60	1.490	1.39	0.97-1.81	Acceptable
MAPEP	2nd/2014	06/05/14	MAPEP-14-RdF30	Filter	Bq/sample	Manganese-54	0.0138	0.00	False Pos Test	Acceptable
MAPEP	2nd/2014	06/05/14	MAPEP-14-RdF30	Filter	Bq/sample	Plutonium-238	0.000819	0.00090	Sens. Eval.	Acceptable
MAPEP	2nd/2014	06/05/14	MAPEP-14-RdF30	Filter	Bq/sample	Pu-239/240	0.071	0.7720	0.054-0.1004	Acceptable
MAPEP	2nd/2014	06/05/14	MAPEP-14-RdF30	Filter	Bq/sample	Strontium-90	1.19	1.18	0.83-1.53	Acceptable
MAPEP	2nd/2014	06/05/14	MAPEP-14-RdF30	Filter	Bq/sample	U-234/233	0.0159	0.0195	0.0137-0.0254	Acceptable
MAPEP	2nd/2014	06/05/14	MAPEP-14-RdF30	Filter	Bq/sample	Uranium-238	0.118	0.129	0.090-0.168	Acceptable
MAPEP	2nd/2014	06/05/14	MAPEP-14-RdF30	Filter	Bq/sample	Zinc-65	0.246	0.00	False Pos Test	Acceptable
MAPEP	2nd/2014	06/05/14	MAPEP-14-RdF30	Filter	Bq/sample	Gross Alpha	1.980	1.77	0.53-3.01	Acceptable
MAPEP	2nd/2014	06/05/14	MAPEP-14-RdF30	Filter	Bq/sample	Gross Beta	0.83	0.77	0.39-1.16	Acceptable
MAPEP	2nd/2014	06/05/14	MAPEP-14-RdF30	Filter	Bq/sample	Americium-241	0.106	0.104	0.073-0.135	Acceptable
MAPEP	2nd/2014	06/05/14	MAPEP-14-RdV30	Vegetation	ug/sample	Uranium-235	0.261	0.0268	0.0188-0.0348	Not Accept.
MAPEP	2nd/2014	06/05/14	MAPEP-14-RdV30	Vegetation	ug/sample	Uranium-238	12.7	13.3	9.3-17.3	Acceptable
MAPEP	2nd/2014	06/05/14	MAPEP-14-RdV30	Vegetation	ug/sample	Uranium-Total	12.7	13.3	9.3-17.3	Acceptable
MAPEP	2nd/2014	06/05/14	MAPEP-14-RdV30	Vegetation	ug/sample	Americium-241	0.1100	0.108	0.076-0.140	Acceptable

PT Provider	Quarter / Year	Report Date	Sample Number	Sample Media	Unit	Analyte / Nuclide	GEL Value	Known value	Acceptance Range/ Ratio	Evaluation
MAPEP	2nd/2014	06/05/14	MAPEP-14-RdV30	Vegetation	Bq/sample	Cesium-134	5.65	6.04	4.23-7.85	Acceptable
MAPEP	2nd/2014	06/05/14	MAPEP-14-RdV30	Vegetation	Bq/sample	Cesium-137	4.98	4.74	3.32-6.16	Acceptable
MAPEP	2nd/2014	06/05/14	MAPEP-14-RdV30	Vegetation	Bq/sample	Cobalt-57	11.1	10.1	7.1-13.1	Acceptable
MAPEP	2nd/2014	06/05/14	MAPEP-14-RdV30	Vegetation	Bq/sample	Cobalt-60	7.21	6.93	4.85-9.01	Acceptable
MAPEP	2nd/2014	06/05/14	MAPEP-14-RdV30	Vegetation	Bq/sample	Manganese-54	9.24	8.62	6.03-11.21	Acceptable
MAPEP	2nd/2014	06/05/14	MAPEP-14-RdV30	Vegetation	Bq/sample	Plutonium-238	0.116	0.121	0.085-0.157	Acceptable
MAPEP	2nd/2014	06/05/14	MAPEP-14-RdV30	Vegetation	Bq/sample	Pu-239/240	0.134	0.154	0.108-0.0200	Acceptable
MAPEP	2nd/2014	06/05/14	MAPEP-14-RdV30	Vegetation	Bq/sample	Strontium-90	1.580	1.46	1.02-1.90	Acceptable
MAPEP	2nd/2014	06/05/14	MAPEP-14-RdV30	Vegetation	Bq/sample	U-234/233	0.2640	0.2530	0.0177-0.0329	Acceptable
MAPEP	2nd/2014	06/05/14	MAPEP-14-RdV30	Vegetation	Bq/sample	Uranium-238	0.174	0.165	0.116-0.215	Acceptable
MAPEP	2nd/2014	06/05/14	MAPEP-14-RdV30	Vegetation	Bq/sample	Zinc-65	8.87	7.00	4.38-8.13	Acceptable
MAPEP	4th /2014	01/09/15	MAPEP-14-GrF31	Filter	Bq/sample	Gross Alpha	0.433	0.530	0.16-0.09	Acceptable
MAPEP	4th /2014	01/09/15	MAPEP-14-GrF31	Filter	Bq/sample	Gross Beta	1.060	1.060	0.53-1.59	Acceptable
MAPEP	4th /2014	01/09/15	MAPEP-14-MaS31	Soil	Bq/Kg	Americium-241	88.4	85.5	59.9-111.2	Acceptable
MAPEP	4th /2014	01/09/15	MAPEP-14-MaS31	Soil	Bq/Kg	Cesium-134	588	622	435-809	Acceptable
MAPEP	4th /2014	01/09/15	MAPEP-14-MaS31	Soil	Bq/Kg	Cesium-137	1.67		False Pos Test	Acceptable
MAPEP	4th /2014	01/09/15	MAPEP-14-MaS31	Soil	Bq/Kg	Cobalt-57	1160	1116	781-1451	Acceptable
MAPEP	4th /2014	01/09/15	MAPEP-14-MaS31	Soil	Bq/Kg	Cobalt-60	821	779	545-1013	Acceptable
MAPEP	4th /2014	01/09/15	MAPEP-14-MaS31	Soil	Bq/Kg	Iron-55	796	680	476-884	Acceptable
MAPEP	4th /2014	01/09/15	MAPEP-14-MaS31	Soil	Bq/Kg	Manganese-54	1060	1009	706-1312	Acceptable
MAPEP	4th /2014	01/09/15	MAPEP-14-MaS31	Soil	Bq/Kg	Nickel-63	924	980	686-1274	Acceptable
MAPEP	4th /2014	01/09/15	MAPEP-14-MaS31	Soil	Bq/Kg	Plutonium-238	0.92	0.48	Sens. Eval.	Acceptable
MAPEP	4th /2014	01/09/15	MAPEP-14-MaS31	Soil	Bq/Kg	Plutonium-239/240	61.5	58.6	41.0-76.2	Acceptable
MAPEP	4th /2014	01/09/15	MAPEP-14-MaS31	Soil	Bq/Kg	Potassium-40	879	824	577-1071	Acceptable
MAPEP	4th /2014	01/09/15	MAPEP-14-MaS31	Soil	Bq/Kg	Strontium-90	891	858	601-1115	Acceptable
MAPEP	4th /2014	01/09/15	MAPEP-14-MaS31	Soil	Bq/Kg	Technetium-99	466	589	412-766	Acceptable
MAPEP	4th /2014	01/09/15	MAPEP-14-MaS31	Soil	Bq/Kg	U-234/233	905	89	62-116	Acceptable
MAPEP	4th /2014	01/09/15	MAPEP-14-MaS31	Soil	Bq/Kg	Uranium-238	257	259	181-337	Acceptable
MAPEP	4th /2014	01/09/15	MAPEP-14-MaS31	Soil	Bq/Kg	Zinc-65	605.0	541	379-703	Acceptable
MAPEP	4th /2014	01/09/15	MAPEP-14-MaW31	Water	Bq/L	Americium-241	0.915	0.880	0.62-1.14	Acceptable
MAPEP	4th /2014	01/09/15	MAPEP-14-MaW31	Water	Bq/L	Cesium-134	-0.06		False Pos Test	Acceptable
MAPEP	4th /2014	01/09/15	MAPEP-14-MaW31	Water	Bq/L	Cesium-137	18.4	18.4	12.9-23.9	Acceptable

PT Provider	Quarter / Year	Report Date	Sample Number	Sample Media	Unit	Analyte / Nuclide	GEL Value	Known value	Acceptance Range/ Ratio	Evaluation
MAPEP	4th /2014	01/09/15	MAPEP-14-MaW31	Water	Bq/L	Cobalt-57	25	24.7	17.3-32.1	Acceptable
MAPEP	4th /2014	01/09/15	MAPEP-14-MaW31	Water	Bq/L	Cobalt-60	12.5	12.4	8.7-16.1	Acceptable
MAPEP	4th /2014	01/09/15	MAPEP-14-MaW31	Water	Bq/L	Hydrogen-3	216	208	146-270	Acceptable
MAPEP	4th /2014	01/09/15	MAPEP-14-MaW31	Water	Bq/L	Iron-55	34.0	31.5	22.1-41.0	Acceptable
MAPEP	4th /2014	01/09/15	MAPEP-14-MaW31	Water	Bq/L	Manganese-54	14.2	14.0	9.8-18.2	Acceptable
MAPEP	4th /2014	01/09/15	MAPEP-14-MaW31	Water	Bq/L	Nickel-63	23.6	24.6	17.2-32.0	Acceptable
MAPEP	4th /2014	01/09/15	MAPEP-14-MaW31	Water	Bq/L	Plutonium-238	0.547	0.618	0.433-0.803	Acceptable
MAPEP	4th /2014	01/09/15	MAPEP-14-MaW31	Water	Bq/L	Plutonium-239/240	0.015	0.005	Sens. Eval.	Acceptable
MAPEP	4th /2014	01/09/15	MAPEP-14-MaW31	Water	Bq/L	Potassium-40	174	161	113-209	Acceptable
MAPEP	4th /2014	01/09/15	MAPEP-14-MaW31	Water	Bq/L	Strontium-90	0.03		False Pos Test	Acceptable
MAPEP	4th /2014	01/09/15	MAPEP-14-MaW31	Water	Bq/L	Technetium-99	6.92	6.99	4.89-9.09	Acceptable
MAPEP	4th /2014	01/09/15	MAPEP-14-MaW31	Water	Bq/L	Uranium-234/233	0.206	0.205	0.144-0.267	Acceptable
MAPEP	4th /2014	01/09/15	MAPEP-14-MaW31	Water	Bq/L	Uranium-238	1.280	1.420	0.99-1.85	Acceptable
MAPEP	4th /2014	01/09/15	MAPEP-14-MaW31	Water	Bq/L	Zinc-65	11.900	10.90	7.6-14.2	Acceptable
MAPEP	4th /2014	01/09/15	MAPEP-14-MaW31	Water	Bq/L	Gross Alpha	0.793	0.701	0.201-1.192	Acceptable
MAPEP	4th /2014	01/09/15	MAPEP-14-MaW31	Water	Bq/L	Gross Beta	6.220	5.94	2.97-8.91	Acceptable
MAPEP	4th /2014	01/09/15	MAPEP-14-RdF31	Filter	ug/sample	Uranium-235	0.040	0.040	0.0278-0.0516	Acceptable
MAPEP	4th /2014	01/09/15	MAPEP-14-RdF31	Filter	ug/sample	Uranium-238	19.3	20.3	14.2-26.4	Acceptable
MAPEP	4th /2014	01/09/15	MAPEP-14-RdF31	Filter	ug/sample	Uranium-Total	19.00	20.4	14.3-26.5	Acceptable
MAPEP	4th /2014	01/09/15	MAPEP-14-RdF31	Filter	ug/sample	Americium-241	0.0561	0.067	0.0472-0.0876	Acceptable
MAPEP	4th /2014	01/09/15	MAPEP-14-RdF31	Filter	Bq/sample	Cesium-134	0.8640	0.96	0.67-1.25	Acceptable
MAPEP	4th /2014	01/09/15	MAPEP-14-RdF31	Filter	Bq/sample	Cesium-137	1.190	1.20	0.84-1.56	Acceptable
MAPEP	4th /2014	01/09/15	MAPEP-14-RdF31	Filter	Bq/sample	Cobalt-57	1.540	1.43	1.00-1.86	Acceptable
MAPEP	4th /2014	01/09/15	MAPEP-14-RdF31	Filter	Bq/sample	Cobalt-60	1.200	1.10	0.77-1.43	Acceptable
MAPEP	4th /2014	01/09/15	MAPEP-14-RdF31	Filter	Bq/sample	Manganese-54	0.808	0.75	0.53-0.98	Acceptable
MAPEP	4th /2014	01/09/15	MAPEP-14-RdF31	Filter	Bq/sample	Plutonium-238	0.115	0.107	0.075-0.139	Acceptable
MAPEP	4th /2014	01/09/15	MAPEP-14-RdF31	Filter	Bq/sample	Plutonium-239/240	0.048	0.0468	0.0328-0.0608	Acceptable
MAPEP	4th /2014	01/09/15	MAPEP-14-RdF31	Filter	Bq/sample	Strontium-90	0.762	0.70	0.492-0.914	Acceptable
MAPEP	4th /2014	01/09/15	MAPEP-14-RdF31	Filter	Bq/sample	Uranium-234/233	0.037	0.0358	0.0251-0.0465	Acceptable
MAPEP	4th /2014	01/09/15	MAPEP-14-RdF31	Filter	Bq/sample	Uranium-238	0.227	0.253	0.177-0.329	Acceptable
MAPEP	4th /2014	01/09/15	MAPEP-14-RdF31	Filter	Bq/sample	Zinc-65	0.779	0.76	0.53-0.99	Acceptable
MAPEP	4th /2014	01/09/15	MAPEP-14-RdV31	Vegetation	Bq/sample	Americium-241	0.226	0.19	0.135-0.251	Acceptable

PT Provider	Quarter / Year	Report Date	Sample Number	Sample Media	Unit	Analyte / Nuclide	GEL Value	Known value	Acceptance Range/ Ratio	Evaluation
MAPEP	4th /2014	01/09/15	MAPEP-14-RdV31	Vegetation	Bq/sample	Cesium-134	4.750	5.20	3.64-6.67	Acceptable
MAPEP	4th /2014	01/09/15	MAPEP-14-RdV31	Vegetation	Bq/sample	Cesium-137	6.910	6.60	4.62-8.58	Acceptable
MAPEP	4th /2014	01/09/15	MAPEP-14-RdV31	Vegetation	Bq/sample	Cobalt-57	-0.002	0.00	False Pos Test	Acceptable
MAPEP	4th /2014	01/09/15	MAPEP-14-RdV31	Vegetation	Bq/sample	Cobalt-60	0.008	0.00	False Pos Test	Acceptable
MAPEP	4th /2014	01/09/15	MAPEP-14-RdV31	Vegetation	Bq/sample	Manganese-54	7.980	7.88	5.52-10.24	Acceptable
MAPEP	4th /2014	01/09/15	MAPEP-14-RdV31	Vegetation	Bq/sample	Plutonium-238	0.001	0.001	Sens. Eval.	Acceptable
MAPEP	4th /2014	01/09/15	MAPEP-14-RdV31	Vegetation	Bq/sample	Plutonium-239/240	0.1510	0.171	0.120-0.222	Acceptable
MAPEP	4th /2014	01/09/15	MAPEP-14-RdV31	Vegetation	Bq/sample	Strontium-90	2.330	2.32	1.62-3.02	Acceptable
MAPEP	4th /2014	01/09/15	MAPEP-14-RdV31	Vegetation	Bq/sample	Uranium-234/233	0.046	0.047	0.0326-0.0606	Acceptable
MAPEP	4th /2014	01/09/15	MAPEP-14-RdV31	Vegetation	Bq/sample	Uranium-238	0.332	0.324	0.227-0.421	Acceptable
MAPEP	4th /2014	01/09/15	MAPEP-14-RdV31	Vegetation	Bq/sample	Zinc-65	2.850	2.63	1.84-3.42	Acceptable
MAPEP	4th /2014	01/09/15	MAPEP-14-SrF-31	Filter	Bq/sample	Strontium-89	3.62	3.79	2.65-4.93	Acceptable
MAPEP	4th /2014	01/09/15	MAPEP-14-SrF-31	Filter	Bq/sample	Strontium-90	3.62	3.79	2.65-4.93	Acceptable
MAPEP	4th /2014	01/09/15	MAPEP-14-XaW-31	Water	Bq/L	Iodine-129	4.56	4.55	3.19-5.92	Acceptable

TABLE 4
2014 ERA PROGRAM PERFORMANCE EVALUATION RESULTS

PT Provider	Quarter / Year	Report Date	Sample Number	Sample Media	Unit	Analyte / Nuclide	GEL Value	Known value	Acceptance Range/ Ratio	Evaluation
ERA	1st / 2014	02/24/14	RAD - 96	Water	pCi/L	Barium-133	80.6	76.2	63.8-83.8	Acceptable
ERA	1st / 2014	02/24/14	RAD - 96	Water	pCi/L	Cesium-134	64.7	66.8	54.4-73.5	Acceptable
ERA	1st / 2014	02/24/14	RAD - 96	Water	pCi/L	Cesium-137	112.0	109	98.1-122	Acceptable
ERA	1st / 2014	02/24/14	RAD - 96	Water	pCi/L	Cobalt-60	95.0	88.7	79.8-99.9	Acceptable
ERA	1st / 2014	02/24/14	RAD - 96	Water	pCi/L	Zinc-65	200	185	166-218	Acceptable
ERA	1st / 2014	02/24/14	RAD - 96	Water	pCi/L	Gross Alpha	34.8	36.1	18.6-46.4	Acceptable
ERA	1st / 2014	02/24/14	RAD - 96	Water	pCi/L	Gross Beta	19.6	22.3	13.5-30.4	Acceptable
ERA	1st / 2014	02/24/14	RAD - 96	Water	pCi/L	Gross Alpha	34.6	36.1	18.6-46.4	Acceptable
ERA	1st / 2014	02/24/14	RAD - 96	Water	pCi/L	Radium-226	16.2	16.8	12.5-19.2	Acceptable
ERA	1st / 2014	02/24/14	RAD - 96	Water	pCi/L	Radium-228	4.62	5.04	3.01-6.67	Acceptable
ERA	1st / 2014	02/24/14	RAD - 96	Water	pCi/L	Uranium (Nat)	7.39	7.23	5.51-8.53	Acceptable
ERA	1st / 2014	02/24/14	RAD - 96	Water	ug/L	Uranium (Nat) mass	11.00	10.6	8.07-12.5	Acceptable
ERA	1st / 2014	02/24/14	RAD - 96	Water	pCi/L	Radium-226	15.10	16.8	12.5-19.2	Acceptable
ERA	1st / 2014	02/24/14	RAD - 96	Water	pCi/L	Radium-228	4.66	5.04	3.01-6.67	Acceptable
ERA	1st / 2014	02/24/14	RAD - 96	Water	pCi/L	Uranium (Nat)	7.47	7.23	5.51-8.53	Acceptable
ERA	1st / 2014	02/24/14	RAD - 96	Water	ug/L	Uranium (Nat) mass	11.4	10.6	8.07-12.5	Acceptable
ERA	1st / 2014	02/24/14	RAD - 96	Water	pCi/L	Tritium	3320	3580	3030-3950	Acceptable
ERA	1st / 2014	02/24/14	RAD - 96	Water	pCi/L	Strontium-89	44.1	44.4	34.4-51.6	Acceptable
ERA	1st / 2014	02/24/14	RAD - 96	Water	pCi/L	Strontium-90	34.2	30.3	22.1-35.2	Acceptable
ERA	1st / 2014	02/24/14	RAD - 96	Water	pCi/L	Strontium-89	38.9	44.4	34.4-51.6	Acceptable
ERA	1st / 2014	02/24/14	RAD - 96	Water	pCi/L	Strontium-90	27.1	30.3	22.1-35.2	Acceptable
ERA	1st / 2014	02/06/14	011014L	Water	pCi/L	Strontium-89	42.3	38.7	29.3-45.7	Acceptable
ERA	1st / 2014	02/06/14	011014L	Water	pCi/L	Strontium-89	42.2	38.7	29.3-45.7	Acceptable
ERA	1st / 2014	02/24/14	RAD - 96	Water	pCi/L	Iodine-131	25.2	24.4	20.2-28.9	Acceptable
ERA	1st / 2014	02/24/14	RAD - 96	Water	pCi/L	Iodine-131	22.4	24.4	20.2-28.9	Acceptable
ERA	3rd / 2014	08/25/14	RAD - 98	Water	pCi/L	Barium-133	67.8	68.7	57.3-75.6	Acceptable
ERA	3rd / 2014	08/25/14	RAD - 98	Water	pCi/L	Cesium-134	71	72.3	59.0-79.5	Acceptable
ERA	3rd / 2014	08/25/14	RAD - 98	Water	pCi/L	Cesium-137	161	163	147-181	Acceptable
ERA	3rd / 2014	08/25/14	RAD - 98	Water	pCi/L	Cobalt-60	76.7	75.5	68.0-85.5	Acceptable

PT Provider	Quarter / Year	Report Date	Sample Number	Sample Media	Unit	Analyte / Nuclide	GEL Value	Known value	Acceptance Range/ Ratio	Evaluation
ERA	3rd / 2014	08/25/14	RAD - 98	Water	pCi/L	Zinc-65	92	82	73.8-98.5	Acceptable
ERA	3rd / 2014	08/25/14	RAD - 98	Water	pCi/L	Gross Alpha	45.3	45.4	23.6-57.4	Acceptable
ERA	3rd / 2014	08/25/14	RAD - 98	Water	pCi/L	Gross Beta	32.3	33.4	21.7-41.1	Acceptable
ERA	3rd / 2014	08/25/14	RAD - 98	Water	pCi/L	Gross Alpha	48.6	45.4	23.6-57.4	Acceptable
ERA	3rd / 2014	08/25/14	RAD - 98	Water	pCi/L	Radium-226	8.26	9.06	6.80-10.6	Acceptable
ERA	3rd / 2014	08/25/14	RAD - 98	Water	pCi/L	Radium-226	8.54	9.06	6.80-10.6	Acceptable
ERA	3rd / 2014	08/25/14	RAD - 98	Water	pCi/L	Radium-226	9.7	9.06	6.80-10.6	Acceptable
ERA	3rd / 2014	08/25/14	RAD - 98	Water	pCi/L	Radium-228	5.07	5.07	3.03-6.79	Acceptable
ERA	3rd / 2014	08/25/14	RAD - 98	Water	pCi/L	Radium-228	5.74	5.07	3.03-6.79	Acceptable
ERA	3rd / 2014	08/25/14	RAD - 98	Water	pCi/L	Uranium (Nat)	13.9	13.5	10.7-15.4	Acceptable
ERA	3rd / 2014	08/25/14	RAD - 98	Water	ug/L	Uranium (Nat) mass	22.25	19.8	15.6-22.6	Acceptable
ERA	3rd / 2014	08/25/14	RAD - 98	Water	pCi/L	Uranium (Nat)	13	13.5	10.7-15.4	Acceptable
ERA	3rd / 2014	08/25/14	RAD - 98	Water	ug/L	Uranium (Nat) mass	20.7	19.8	15.6-22.6	Acceptable
ERA	3rd / 2014	08/25/14	RAD - 98	Water	pCi/L	Tritium	10200	11200	9750-12300	Acceptable
ERA	3rd / 2014	08/25/14	RAD - 98	Water	pCi/L	Tritium	10400	11200	9750-12300	Acceptable
ERA	3rd / 2014	08/25/14	RAD - 98	Water	pCi/L	Strontium-89	56.3	42.7	32.9-49.8	Not Acceptable
ERA	3rd / 2014	08/25/14	RAD - 98	Water	pCi/L	Strontium-90	14.3	31.7	23.1-36.7	Acceptable
ERA	3rd / 2014	08/25/14	RAD - 98	Water	pCi/L	Strontium-89	56.5	42.7	32.9-49.8	Not Acceptable
ERA	3rd / 2014	08/25/14	RAD - 98	Water	pCi/L	Strontium-90	26	31.7	23.1-36.7	Acceptable
ERA	3rd / 2014	08/25/14	RAD - 98	Water	pCi/L	Iodine-131	28.6	26.1	21.7-30.8	Acceptable
ERA	3rd / 2014	08/25/14	RAD - 98	Water	pCi/L	Iodine-131	22.3	26.1	21.7-30.8	Acceptable

**TABLE 5
2014 ERA PROGRAM (MRAD) PERFORMANCE EVALUATION RESULTS**

PT Provider	Quarter / Year	Report Date	Sample Number	Sample Media	Unit	Analyte / Nuclide	GEL Value	Known value	Acceptance Range / Ratio	Evaluation
ERA	2nd/2014	05/16/14	MRAD-20	Soil	pCi/kg	Actinium-228	1140	1240	795-1720	Acceptable
ERA	2nd/2014	05/16/14	MRAD-20	Soil	pCi/kg	Americium-241	418	399	233-518	Acceptable
ERA	2nd/2014	05/16/14	MRAD-20	Soil	pCi/kg	Bismuth-212	976	1240	330-1820	Acceptable
ERA	2nd/2014	05/16/14	MRAD-20	Soil	pCi/kg	Bismuth-214	2290	1960	1180-2820	Acceptable
ERA	2nd/2014	05/16/14	MRAD-20	Soil	pCi/kg	Cesium-134	3080	3390	2220-4070	Acceptable
ERA	2nd/2014	05/16/14	MRAD-20	Soil	pCi/kg	Cesium-137	8310	8490	6510-10900	Acceptable
ERA	2nd/2014	05/16/14	MRAD-20	Soil	pCi/kg	Cobalt-60	6570	6830	4620-9400	Acceptable
ERA	2nd/2014	05/16/14	MRAD-20	Soil	pCi/kg	Lead-212	1330	1240	812-1730	Acceptable
ERA	2nd/2014	05/16/14	MRAD-20	Soil	pCi/kg	Lead-214	2800	2070	1210-3090	Acceptable
ERA	2nd/2014	05/16/14	MRAD-20	Soil	pCi/kg	Manganese-54	<44.3	<1000	0-1000	Acceptable
ERA	2nd/2014	05/16/14	MRAD-20	Soil	pCi/kg	Plutonium-238	579	578	348-797	Acceptable
ERA	2nd/2014	05/16/14	MRAD-20	Soil	pCi/kg	Plutonium-239	488	471.00	308-651	Acceptable
ERA	2nd/2014	05/16/14	MRAD-20	Soil	pCi/kg	Potassium-40	10500	10500	7660-14100	Acceptable
ERA	2nd/2014	05/16/14	MRAD-20	Soil	pCi/kg	Strontium-90	2500	2780	1060-4390	Acceptable
ERA	2nd/2014	05/16/14	MRAD-20	Soil	pCi/kg	Thorium-234	3420	3360	1060-6320	Acceptable
ERA	2nd/2014	05/16/14	MRAD-20	Soil	pCi/kg	Zinc-65	5700	5400	4300-7180	Acceptable
ERA	2nd/2014	05/16/14	MRAD-20	Soil	pCi/kg	Strontium-90	6730	8530	3250-13500	Acceptable
ERA	2nd/2014	05/16/14	MRAD-20	Soil	pCi/kg	Uranium-234	2602	3390	2070-4350	Acceptable
ERA	2nd/2014	05/16/14	MRAD-20	Soil	pCi/kg	Uranium-238	2425	3360	2080-4260	Acceptable
ERA	2nd/2014	05/16/14	MRAD-20	Soil	pCi/kg	Uranium-Total	5027	6910	3750-9120	Acceptable
ERA	2nd/2014	05/16/14	MRAD-20	Soil	ug/kg	Uranium-Total(mass)	7110	10100	5570-12700	Acceptable
ERA	2nd/2014	05/16/14	MRAD-20	Soil	pCi/kg	Uranium-234	3440	3390	2070-4350	Acceptable
ERA	2nd/2014	05/16/14	MRAD-20	Soil	pCi/kg	Uranium-238	3680	3360	2080-4260	Acceptable
ERA	2nd/2014	05/16/14	MRAD-20	Soil	pCi/kg	Uranium-Total	7310	6910	3750-9120	Acceptable
ERA	2nd/2014	05/16/14	MRAD-20	Soil	ug/kg	Uranium-Total(mass)	11000	10100	5570-12700	Acceptable
ERA	2nd/2014	05/16/14	MRAD-20	Soil	pCi/kg	Uranium-234	3740	3390	2070-4350	Acceptable
ERA	2nd/2014	05/16/14	MRAD-20	Soil	pCi/kg	Uranium-238	3780	3360	2080-4260	Acceptable
ERA	2nd/2014	05/16/14	MRAD-20	Soil	pCi/kg	Uranium-Total	7683	6910	3750-9120	Acceptable
ERA	2nd/2014	05/16/14	MRAD-20	Soil	ug/kg	Uranium-Total(mass)	11300	10100	5570-12700	Acceptable

PT Provider	Quarter/Year	Report Date	Sample Number	Sample Media	Unit	Analyte / Nuclide	GEL Value	Known value	Acceptance Range/ Ratio	Evaluation
ERA	2nd/2014	05/16/14	MRAD-20	Soil	ug/kg	Uranium-Total(mass)	11200	10100	5570-12700	Acceptable
ERA	2nd/2014	05/16/14	MRAD-20	Vegetation	pCi/kg	Am-241	1670	1490	911-1980	Acceptable
ERA	2nd/2014	05/16/14	MRAD-20	Vegetation	pCi/kg	Cesium-134	657	646	415-839	Acceptable
ERA	2nd/2014	05/16/14	MRAD-20	Vegetation	pCi/kg	Cesium-137	861	880	638-1220	Acceptable
ERA	2nd/2014	05/16/14	MRAD-20	Vegetation	pCi/kg	Cobalt-60	997	926	639-1290	Acceptable
ERA	2nd/2014	05/16/14	MRAD-20	Vegetation	pCi/kg	Curium-244	514	516	253-804	Acceptable
ERA	2nd/2014	05/16/14	MRAD-20	Vegetation	pCi/kg	Manganese-54	<62.2	<300	0.00-300	Acceptable
ERA	2nd/2014	05/16/14	MRAD-20	Vegetation	pCi/kg	Plutonium-238	2230	2110	1260-2890	Acceptable
ERA	2nd/2014	05/16/14	MRAD-20	Vegetation	pCi/kg	Plutonium-239	3810	3740	2300-5150	Acceptable
ERA	2nd/2014	05/16/14	MRAD-20	Vegetation	pCi/kg	Potassium-40	30800	31900	23000-44800	Acceptable
ERA	2nd/2014	05/16/14	MRAD-20	Vegetation	pCi/kg	Strontium-90	2330	2580	1470-3420	Acceptable
ERA	2nd/2014	05/16/14	MRAD-20	Vegetation	pCi/kg	Uranium-234	1920	1760	1160-2260	Acceptable
ERA	2nd/2014	05/16/14	MRAD-20	Vegetation	pCi/kg	Uranium-238	1970	1750	1170-2220	Acceptable
ERA	2nd/2014	05/16/14	MRAD-20	Vegetation	pCi/kg	Uranium-Total	4025	3580	2430-4460	Acceptable
ERA	2nd/2014	05/16/14	MRAD-20	Vegetation	ug/kg	Uranium-Total(mass)	5920	5240	3510-6650	Acceptable
ERA	2nd/2014	05/16/14	MRAD-20	Vegetation	pCi/kg	Zinc-65	1030	919	663-1290	Acceptable
ERA	2nd/2014	05/16/14	MRAD-20	Vegetation	pCi/kg	Uranium-234	1730	1760	1160-2260	Acceptable
ERA	2nd/2014	05/16/14	MRAD-20	Vegetation	pCi/kg	Uranium-238	2000	1750	1170-2220	Acceptable
ERA	2nd/2014	05/16/14	MRAD-20	Vegetation	pCi/kg	Uranium-Total	3817	3580	2430-4460	Acceptable
ERA	2nd/2014	05/16/14	MRAD-20	Vegetation	ug/kg	Uranium-Total(mass)	5990	5240	3510-6650	Acceptable
ERA	2nd/2014	05/16/14	MRAD-20	Vegetation	ug/kg	Uranium-Total(mass)	5620	5240	3510-6650	Acceptable
ERA	2nd/2014	05/16/14	MRAD-20	Filter	pCi/Filter	Americium-241	60.2	59.7	36.8-80.8	Acceptable
ERA	2nd/2014	05/16/14	MRAD-20	Filter	pCi/Filter	Cesium-134	920	1010	643-1250	Acceptable
ERA	2nd/2014	05/16/14	MRAD-20	Filter	pCi/Filter	Cesium-137	816	828	622-1090	Acceptable
ERA	2nd/2014	05/16/14	MRAD-20	Filter	pCi/Filter	Cobalt-60	1130	1120	867-1400	Acceptable
ERA	2nd/2014	05/16/14	MRAD-20	Filter	pCi/Filter	Iron-55	254	240	74.4-469	Acceptable
ERA	2nd/2014	05/16/14	MRAD-20	Filter	pCi/Filter	Manganese-54	<6.64	<50.0	0-50.0	Acceptable
ERA	2nd/2014	05/16/14	MRAD-20	Filter	pCi/Filter	Plutonium-238	51.3	56.3	38.6-74.0	Acceptable
ERA	2nd/2014	05/16/14	MRAD-20	Filter	pCi/Filter	Plutonium-239	47.5	48.6	35.2-63.5	Acceptable
ERA	2nd/2014	05/16/14	MRAD-20	Filter	pCi/Filter	Strontium-90	76.7	78.9	38.6-118	Acceptable
ERA	2nd/2014	05/16/14	MRAD-20	Filter	pCi/Filter	Uranium-234	33.8	36.4	22.6-54	Acceptable
ERA	2nd/2014	05/16/14	MRAD-20	Filter	pCi/Filter	Uranium-238	34.5	36.1	23.3-49.9	Acceptable

PT Provider	Quarter / Year	Report Date	Sample Number	Sample Media	Unit	Analyte / Nuclide	GEL Value	Known value	Acceptance Range/ Ratio	Evaluation
			20							
ERA	2nd/2014	05/16/14	MRAD-20	Filter	pCi/Filter	Uranium-Total	70.3	74.3	41.1-113	Acceptable
ERA	2nd/2014	05/16/14	MRAD-20	Filter	ug/Filter	Uranium-Total(mass)	104	108	69.1-152	Acceptable
ERA	2nd/2014	05/16/14	MRAD-20	Filter	pCi/Filter	Zinc-65	737	667	478-921	Acceptable
ERA	2nd/2014	05/16/14	MRAD-20	Filter	pCi/Filter	Uranium-234	35.5	36.4	22.6-54	Acceptable
ERA	2nd/2014	05/16/14	MRAD-20	Filter	pCi/Filter	Uranium-238	35.3	36.1	23.3-49.9	Acceptable
ERA	2nd/2014	05/16/14	MRAD-20	Filter	pCi/Filter	Uranium-Total	72.4	74.3	41.1-113	Acceptable
ERA	2nd/2014	05/16/14	MRAD-20	Filter	ug/Filter	Uranium-Total(mass)	105	108	69.1-152	Acceptable
ERA	2nd/2014	05/16/14	MRAD-20	Filter	ug/Filter	Uranium-Total(mass)	100	108	69.1-152	Acceptable
ERA	2nd/2014	05/16/14	MRAD-20	Filter	pCi/Filter	Gross Alpha	60.9	46	15.4-71.4	Acceptable
ERA	2nd/2014	05/16/14	MRAD-20	Filter	pCi/Filter	Gross Beta	58.9	53.8	34.0-78.4	Acceptable
ERA	2nd/2014	05/16/14	MRAD-20	Water	pCi/L	Americium-241	186	114	76.8-153	Not Acceptable
ERA	2nd/2014	05/16/14	MRAD-20	Water	pCi/L	Cesium-134	1540	1660	1220-1910	Acceptable
ERA	2nd/2014	05/16/14	MRAD-20	Water	pCi/L	Cesium-137	2760	2690	2280-3220	Acceptable
ERA	2nd/2014	05/16/14	MRAD-20	Water	pCi/L	Cobalt-60	1320	1270	1100-1490	Acceptable
ERA	2nd/2014	05/16/14	MRAD-20	Water	pCi/L	Iron-55	1230	1200	716-1630	Acceptable
ERA	2nd/2014	05/16/14	MRAD-20	Water	pCi/L	Manganese-54	<7.54	<100	0.00-100	Acceptable
ERA	2nd/2014	05/16/14	MRAD-20	Water	pCi/L	Plutonium-238	37	44	32.6-54.9	Acceptable
ERA	2nd/2014	05/16/14	MRAD-20	Water	pCi/L	Plutonium-239	124	160	124-202	Acceptable
ERA	2nd/2014	05/16/14	MRAD-20	Water	pCi/L	Strontium-90	95	890	580-1180	Acceptable
ERA	2nd/2014	05/16/14	MRAD-20	Water	pCi/L	Uranium-234	77.8	82.4	61.9-106	Acceptable
ERA	2nd/2014	05/16/14	MRAD-20	Water	pCi/L	Uranium-238	50.8	48.4	36.9-59.4	Acceptable
ERA	2nd/2014	05/16/14	MRAD-20	Water	pCi/L	Uranium-Total	156	168	123-217	Acceptable
ERA	2nd/2014	05/16/14	MRAD-20	Water	ug/L	Uranium-Total(mass)	233	245	195-296	Acceptable
ERA	2nd/2014	05/16/14	MRAD-20	Water	pCi/L	Zinc-65	2030	1800	1500-2270	Acceptable
ERA	2nd/2014	05/16/14	MRAD-20	Water	pCi/L	Uranium-234	82.1	82.4	61.9-106	Acceptable
ERA	2nd/2014	05/16/14	MRAD-20	Water	pCi/L	Uranium-238	84.6	48.4	36.9-59.4	Acceptable
ERA	2nd/2014	05/16/14	MRAD-20	Water	pCi/L	Uranium-Total	170	168	123-217	Acceptable
ERA	2nd/2014	05/16/14	MRAD-20	Water	ug/L	Uranium-Total(mass)	253	245	195-296	Acceptable
ERA	2nd/2014	05/16/14	MRAD-20	Water	pCi/L	Uranium-234	80.5	82.4	61.9-106	Acceptable
ERA	2nd/2014	05/16/14	MRAD-20	Water	pCi/L	Uranium-238	90.0	48.4	36.9-59.4	Acceptable
ERA	2nd/2014	05/16/14	MRAD-20	Water	pCi/L	Uranium-Total	175	168	123-217	Acceptable

PT Provider	Quarter / Year	Report Date	Sample Number	Sample Media	Unit	Analyte / Nuclide	GEL Value	Known value	Acceptance Range/ Ratio	Evaluation
ERA	2nd/2014	05/16/14	MRAD-20	Water	ug/L	Uranium-Total(mass)	269	245	195-296	Acceptable
ERA	2nd/2014	05/16/14	MRAD-20	Water	pCi/L	Uranium-234	77.8	82.4	61.9-106	Acceptable
ERA	2nd/2014	05/16/14	MRAD-20	Water	pCi/L	Uranium-238	78.3	48.4	36.9-59.4	Acceptable
ERA	2nd/2014	05/16/14	MRAD-20	Water	pCi/L	Uranium-Total	156	168	123-217	Acceptable
ERA	2nd/2014	05/16/14	MRAD-20	Water	ug/L	Uranium-Total(mass)	233	245	195-296	Acceptable
ERA	2nd/2014	05/16/14	MRAD-20	Water	ug/L	Uranium-Total(mass)	232	245	195-296	Acceptable
ERA	2nd/2014	05/16/14	MRAD-20	Water	pCi/L	Gross Alpha	141.0	133	47.2-206	Acceptable
ERA	2nd/2014	05/16/14	MRAD-20	Water	pCi/L	Gross Beta	172	174.0	99.6-258	Acceptable
ERA	2nd/2014	05/16/14	MRAD-20	Water	pCi/L	Tritium	5280	5580	3740-7960	Acceptable
ERA	3rd / 2014	11/25/14	MRAD-21	Soil	pCi/kg	Actinium-228	1280	1240	795-1720	Acceptable
ERA	3rd / 2014	11/25/14	MRAD-21	Soil	pCi/kg	Americium-241	825	763	431-956	Acceptable
ERA	3rd / 2014	11/25/14	MRAD-21	Soil	pCi/kg	Bismuth-212	1620	1240	330-1820	Acceptable
ERA	3rd / 2014	11/25/14	MRAD-21	Soil	pCi/kg	Bismuth-214	2900	2810	1690-4040	Acceptable
ERA	3rd / 2014	11/25/14	MRAD-21	Soil	pCi/kg	Cesium-134	1960	2140	1400-2570	Acceptable
ERA	3rd / 2014	11/25/14	MRAD-21	Soil	pCi/kg	Cesium-137	6760	6550	5020-8430	Acceptable
ERA	3rd / 2014	11/25/14	MRAD-21	Soil	pCi/kg	Cobalt-60	4480	4260	2880-5860	Acceptable
ERA	3rd / 2014	11/25/14	MRAD-21	Soil	pCi/kg	Lead-212	1260	1240	812-1730	Acceptable
ERA	3rd / 2014	11/25/14	MRAD-21	Soil	pCi/kg	Lead-214	3480	2750	1610-4100	Acceptable
ERA	3rd / 2014	11/25/14	MRAD-21	Soil	pCi/kg	Manganese-54	<30.0	<1000	0-1000	Acceptable
ERA	3rd / 2014	11/25/14	MRAD-21	Soil	pCi/kg	Plutonium-238	732	739	444-1020	Acceptable
ERA	3rd / 2014	11/25/14	MRAD-21	Soil	pCi/kg	Plutonium-239	281	309	202-427	Acceptable
ERA	3rd / 2014	11/25/14	MRAD-21	Soil	pCi/kg	Potassium-40	11500	10700	7810-14400	Acceptable
ERA	3rd / 2014	11/25/14	MRAD-21	Soil	pCi/kg	Strontium-90	8790	8420	3210-13300	Acceptable
ERA	3rd / 2014	11/25/14	MRAD-21	Soil	pCi/kg	Thorium-234	2000	2350	743-4420	Acceptable
ERA	3rd / 2014	11/25/14	MRAD-21	Soil	pCi/kg	Zinc-65	3910	3270	2600-4350	Acceptable
ERA	3rd / 2014	11/25/14	MRAD-21	Soil	pCi/kg	Uranium-234	2280	2370	1450-3040	Acceptable
ERA	3rd / 2014	11/25/14	MRAD-21	Soil	pCi/kg	Uranium-238	2340	2350	1450-2980	Acceptable
ERA	3rd / 2014	11/25/14	MRAD-21	Soil	pCi/kg	Uranium-Total	4762	4540	2360-6390	Acceptable
ERA	3rd / 2014	11/25/14	MRAD-21	Soil	ug/kg	Uranium-Total(mass)	7020	7050	3890-8870	Acceptable
ERA	3rd / 2014	11/25/14	MRAD-21	Vegetation	pCi/kg	Am-241	2260	2290	1400-3505	Acceptable
ERA	3rd / 2014	11/25/14	MRAD-21	Vegetation	pCi/kg	Cesium-134	837	849	545-1100	Acceptable
ERA	3rd / 2014	11/25/14	MRAD-21	Vegetation	pCi/kg	Cesium-137	729	644	467-896	Acceptable

PT Provider	Quarter / Year	Report Date	Sample Number	Sample Media	Unit	Analyte / Nuclide	GEL Value	Known value	Acceptance Range / Ratio	Evaluation
	2014		21							
ERA	3rd / 2014	11/25/14	MRAD-21	Vegetation	pCi/kg	Cobalt-60	818	784	541-1100	Acceptable
ERA	3rd / 2014	11/25/14	MRAD-21	Vegetation	pCi/kg	Curium-244	361	367	180-572	Acceptable
ERA	3rd / 2014	11/25/14	MRAD-21	Vegetation	pCi/kg	Manganese-54	<25.3	<300	0-300	Acceptable
ERA	3rd / 2014	11/25/14	MRAD-21	Vegetation	pCi/kg	Plutonium-238	886	862	514-1180	Acceptable
ERA	3rd / 2014	11/25/14	MRAD-21	Vegetation	pCi/kg	Plutonium-239	675	701	430-965	Acceptable
ERA	3rd / 2014	11/25/14	MRAD-21	Vegetation	pCi/kg	Potassium-40	35300	30900	22300-43400	Acceptable
ERA	3rd / 2014	11/25/14	MRAD-21	Vegetation	pCi/kg	Strontium-90	1230	1710	975-2270	Acceptable
ERA	3rd / 2014	11/25/14	MRAD-21	Vegetation	pCi/kg	Uranium-234	1980	1780	1170-2290	Acceptable
ERA	3rd / 2014	11/25/14	MRAD-21	Vegetation	pCi/kg	Uranium-238	1970	1760	1170-2240	Acceptable
ERA	3rd / 2014	11/25/14	MRAD-21	Vegetation	pCi/kg	Uranium-Total	4038	3620	2450-4510	Acceptable
ERA	3rd / 2014	11/25/14	MRAD-21	Vegetation	ug/kg	Uranium-Total(mass)	5910	5280	3540-6710	Acceptable
ERA	3rd / 2014	11/25/14	MRAD-21	Vegetation	pCi/kg	Uranium-234	1670	1780	1170-2290	Acceptable
ERA	3rd / 2014	11/25/14	MRAD-21	Vegetation	pCi/kg	Uranium-238	1800	1760	1170-2240	Acceptable
ERA	3rd / 2014	11/25/14	MRAD-21	Vegetation	pCi/kg	Uranium-Total	3556	3620	2450-4510	Acceptable
ERA	3rd / 2014	11/25/14	MRAD-21	Vegetation	ug/kg	Uranium-Total(mass)	5390	5280	3540-6710	Acceptable
ERA	3rd / 2014	11/25/14	MRAD-21	Vegetation	ug/kg	Uranium-Total(mass)	5860	5280	3540-6710	Acceptable
ERA	3rd / 2014	11/25/14	MRAD-21	Vegetation	pCi/kg	Zinc-65	1930	1570	1130-2200	Acceptable
ERA	3rd / 2014	11/25/14	MRAD-21	Filter	pCi/Filter	Americium-241	41.4	38.6	23.8-52.2	Acceptable
ERA	3rd / 2014	11/25/14	MRAD-21	Filter	pCi/Filter	Cesium-134	742	765.0	487-949	Acceptable
ERA	3rd / 2014	11/25/14	MRAD-21	Filter	pCi/Filter	Cesium-137	677	647	486-850	Acceptable
ERA	3rd / 2014	11/25/14	MRAD-21	Filter	pCi/Filter	Cobalt-60	543	523	405-653	Acceptable
ERA	3rd / 2014	11/25/14	MRAD-21	Filter	pCi/Filter	Iron-55	117	120.0	37.2-234	Acceptable
ERA	3rd / 2014	11/25/14	MRAD-21	Filter	pCi/Filter	Manganese-54	<5.87	<50	0.00-50.0	Acceptable
ERA	3rd / 2014	11/25/14	MRAD-21	Filter	ug/Filter	Plutonium-238	32.9	35.7	24.5-46.9	Acceptable
ERA	3rd / 2014	11/25/14	MRAD-21	Filter	pCi/Filter	Plutonium-239	26.8	29.1	21.1-38.0	Acceptable
ERA	3rd / 2014	11/25/14	MRAD-21	Filter	pCi/Filter	Strontium-90	187	168	82.1-252	Acceptable
ERA	3rd / 2014	11/25/14	MRAD-21	Filter	pCi/Filter	Uranium-234	26	28	27.8-41.9	Acceptable
ERA	3rd / 2014	11/25/14	MRAD-21	Filter	pCi/Filter	Uranium-238	28	27.60	17.8-38.2	Acceptable
ERA	3rd / 2014	11/25/14	MRAD-21	Filter	pCi/Filter	Uranium-Total	56	57	31.4-86.3	Acceptable
ERA	3rd / 2014	11/25/14	MRAD-21	Filter	ug/Filter	Uranium-Total(mass)	82.6	82.7	52.9-116	Acceptable
ERA	3rd / 2014	11/25/14	MRAD-21	Filter	pCi/Filter	Zinc-65	629	547	392-755	Acceptable

PT Provider	Quarter / Year	Report Date	Sample Number	Sample Media	Unit	Analyte / Nuclide	GEL Value	Known value	Acceptance Range/ Ratio	Evaluation
ERA	3rd / 2014	11/25/14	MRAD-21	Filter	pCi/Filter	Uranium-234	28	28	27.8-41.9	Acceptable
ERA	3rd / 2014	11/25/14	MRAD-21	Filter	pCi/Filter	Uranium-238	25	27.60	17.8-38.2	Acceptable
ERA	3rd / 2014	11/25/14	MRAD-21	Filter	pCi/Filter	Uranium-Total	55	57	31.4-86.3	Acceptable
ERA	3rd / 2014	11/25/14	MRAD-21	Filter	ug/Filter	Uranium-Total(mass)	75.1	82.7	52.9-116	Acceptable
ERA	3rd / 2014	11/25/14	MRAD-21	Filter	ug/Filter	Uranium-Total(mass)	90.7	82.7	52.9-116	Acceptable
ERA	3rd / 2014	11/25/14	MRAD-21	Filter	pCi/Filter	Gross Alpha	47.4	36.9	12.4-57.3	Acceptable
ERA	3rd / 2014	11/25/14	MRAD-21	Filter	pCi/Filter	Gross Beta	27.2	21.1	13.3-30.8	Acceptable
ERA	3rd / 2014	11/25/14	MRAD-21	Water	pCi/L	Americium-241	72.4	68.6	46.2-92.0	Acceptable
ERA	3rd / 2014	11/25/14	MRAD-21	Water	pCi/L	Cesium-134	816.0	850	624-977	Acceptable
ERA	3rd / 2014	11/25/14	MRAD-21	Water	pCi/L	Cesium-137	1310	1240	1060-1490	Acceptable
ERA	3rd / 2014	11/25/14	MRAD-21	Water	pCi/L	Cobalt-60	1130	1070	930-1250	Acceptable
ERA	3rd / 2014	11/25/14	MRAD-21	Water	pCi/L	Iron-55	130	134	79.9-182	Acceptable
ERA	3rd / 2014	11/25/14	MRAD-21	Water	pCi/L	Manganese-54	<6.34	<100	0.00-100	Acceptable
ERA	3rd / 2014	11/25/14	MRAD-21	Water	pCi/L	Plutonium-238	35	33	24.6-41.4	Acceptable
ERA	3rd / 2014	11/25/14	MRAD-21	Water	pCi/L	Plutonium-239	46.4	51	39.7-64.4	Acceptable
ERA	3rd / 2014	11/25/14	MRAD-21	Water	pCi/L	Strontium-90	300	254	165-336	Acceptable
ERA	3rd / 2014	11/25/14	MRAD-21	Water	pCi/L	Uranium-234	42	44	32.9-56.5	Acceptable
ERA	3rd / 2014	11/25/14	MRAD-21	Water	pCi/L	Uranium-238	50	43.50	33.2-53.4	Acceptable
ERA	3rd / 2014	11/25/14	MRAD-21	Water	pCi/L	Uranium-Total	92	89	65.5-115	Acceptable
ERA	3rd / 2014	11/25/14	MRAD-21	Water	ug/L	Uranium-Total(mass)	137	130	104-157	Acceptable
ERA	3rd / 2014	11/25/14	MRAD-21	Water	pCi/L	Zinc-65	1070	921	768-1160	Acceptable
ERA	3rd / 2014	11/25/14	MRAD-21	Water	pCi/L	Uranium-234	43	44	32.9-56.5	Acceptable
ERA	3rd / 2014	11/25/14	MRAD-21	Water	pCi/L	Uranium-238	45	43.50	33.2-53.4	Acceptable
ERA	3rd / 2014	11/25/14	MRAD-21	Water	pCi/L	Uranium-Total	90	89	65.5-115	Acceptable
ERA	3rd / 2014	11/25/14	MRAD-21	Water	ug/L	Uranium-Total(mass)	134	130	104-157	Acceptable
ERA	3rd / 2014	11/25/14	MRAD-21	Water	pCi/L	Uranium-234	49	44	32.9-56.5	Acceptable
ERA	3rd / 2014	11/25/14	MRAD-21	Water	pCi/L	Uranium-238	42	43.50	33.2-53.4	Acceptable
ERA	3rd / 2014	11/25/14	MRAD-21	Water	pCi/L	Uranium-Total	93	89	65.5-115	Acceptable
ERA	3rd / 2014	11/25/14	MRAD-21	Water	ug/L	Uranium-Total(mass)	126	130	104-157	Acceptable
ERA	3rd / 2014	11/25/14	MRAD-21	Water	ug/L	Uranium-Total(mass)	144	130	104-157	Acceptable
ERA	3rd / 2014	11/25/14	MRAD-21	Water	pCi/L	Gross Alpha	96.2	98	34.8-152	Acceptable
ERA	3rd / 2014	11/25/14	MRAD-21	Water	pCi/L	Gross Beta	86.1	77.5	44.4-115	Acceptable

PT Provider	Quarter / Year	Report Date	Sample Number	Sample Media	Unit	Analyte / Nuclide	GEL Value	Known value	Acceptance Range / Ratio	Evaluation
	2014		21							
ERA	3rd / 2014	11/25/14	MRAD-21	Water	pCi/L	Tritium	5490	5500	3680-7840	Acceptable

FIGURE 1

COBALT-60 PERFORMANCE EVALUATION RESULTS AND % BIAS

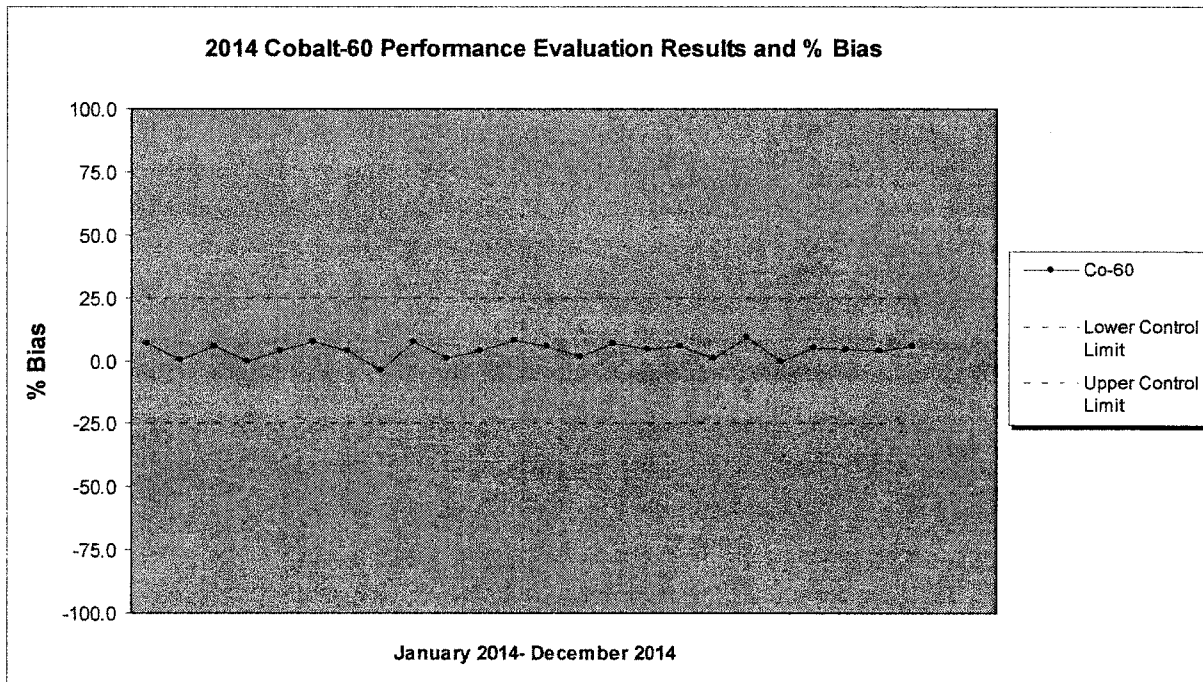


FIGURE 2

CESIUM-137 PERFORMANCE EVALUATION RESULTS AND % BIAS

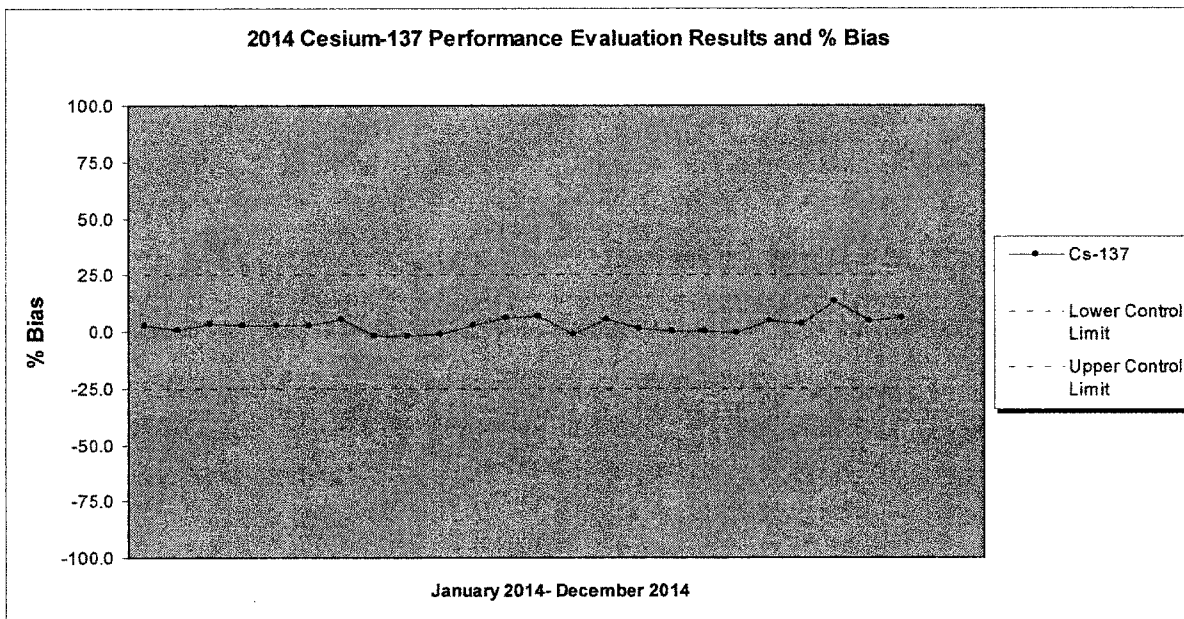


FIGURE 3

TRITIUM PERFORMANCE EVALUATION RESULTS AND % BIAS

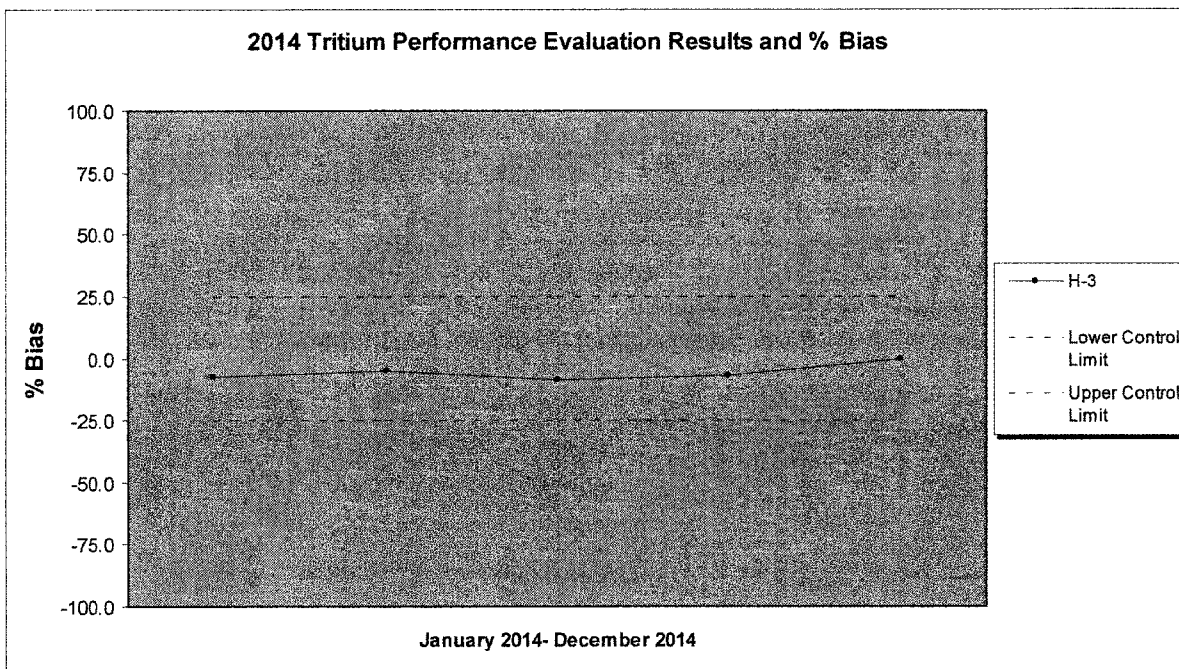


FIGURE 4

STRONTIUM-90 PERFORMANCE EVALUATION RESULTS AND % BIAS

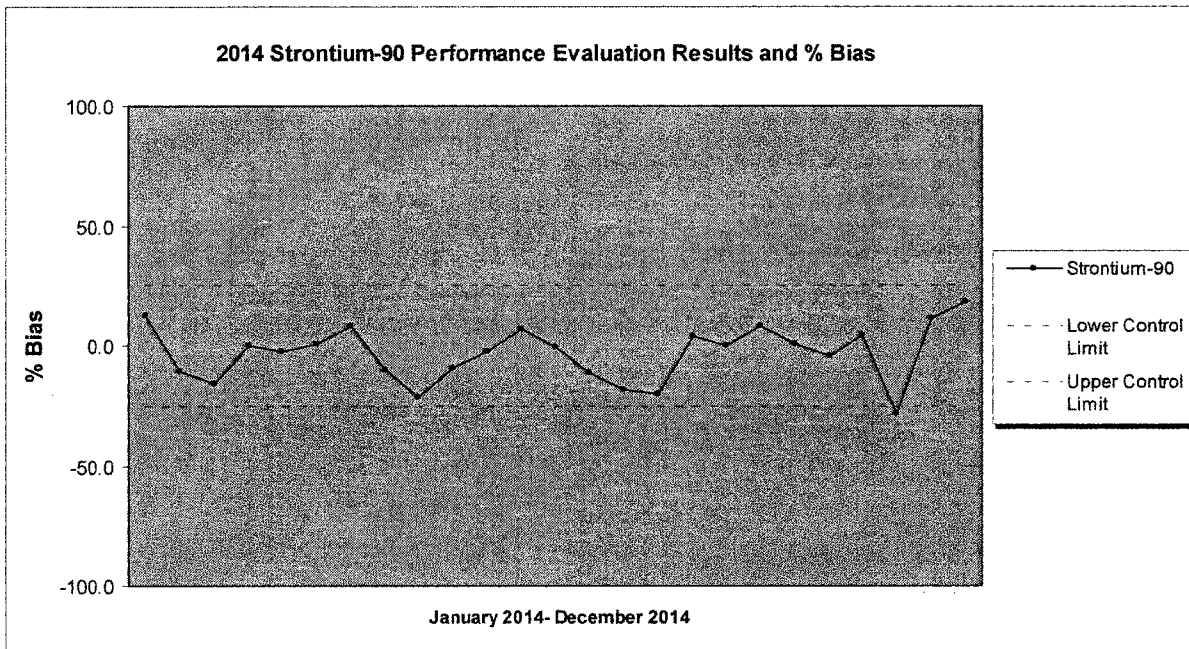


FIGURE 5

GROSS ALPHA PERFORMANCE EVALUATION RESULTS AND % BIAS

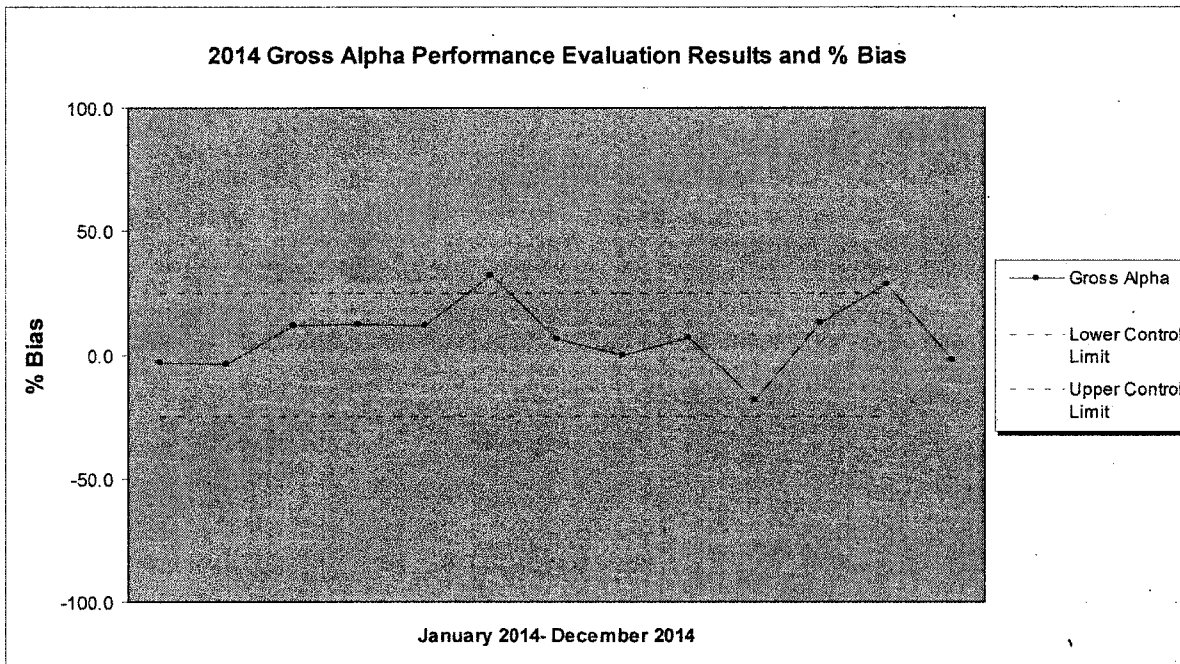


FIGURE 6

GROSS BETA PERFORMANCE EVALUATION RESULTS AND % BIAS

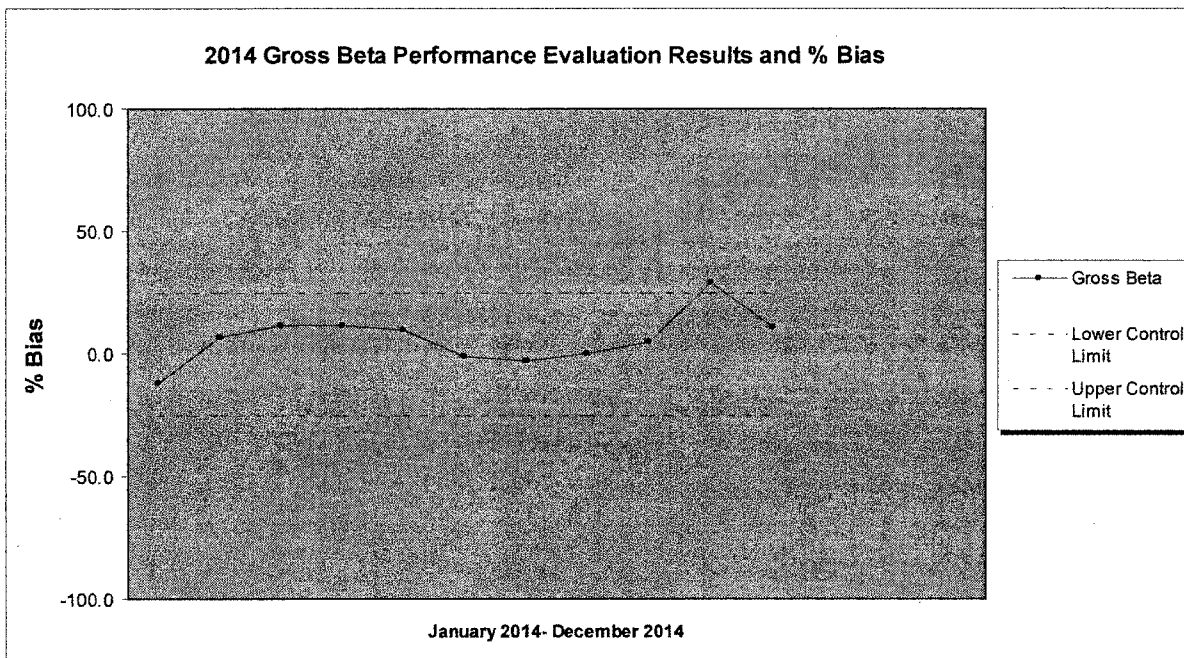


FIGURE 7

IODINE-131 PERFORMANCE EVALUATION RESULTS AND % BIAS

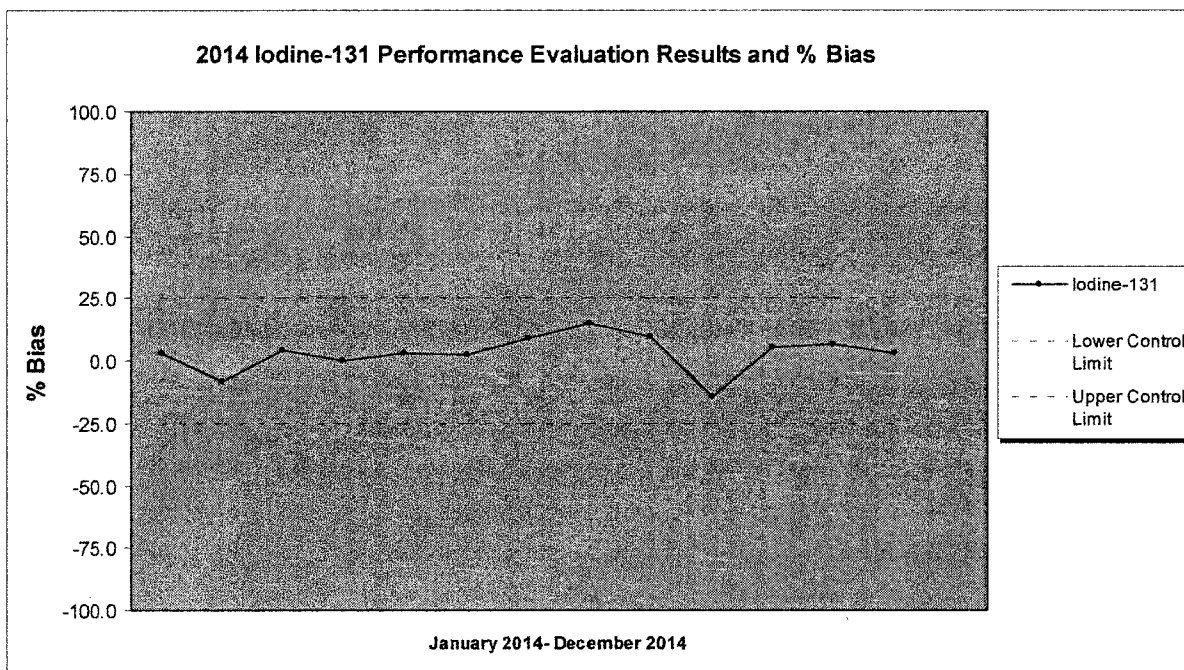


FIGURE 8

AMERICIUM-241 PERFORMANCE EVALUATION RESULTS AND % BIAS

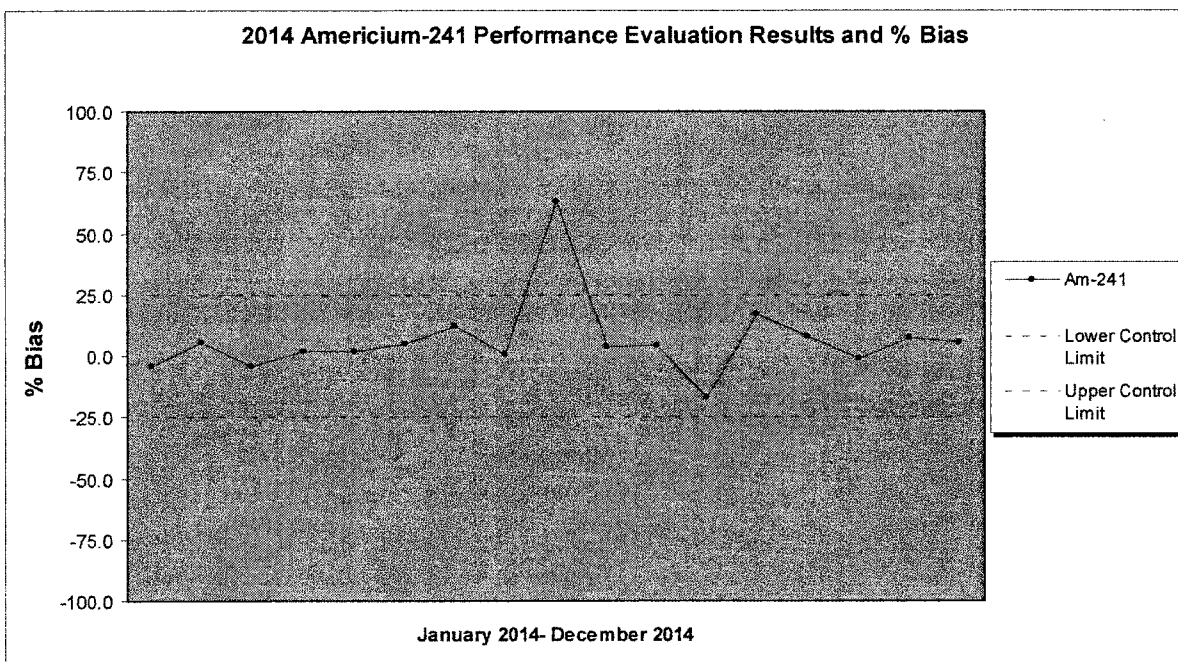


FIGURE 9

PLUTONIUM-238 PERFORMANCE EVALUATION RESULTS AND % BIAS

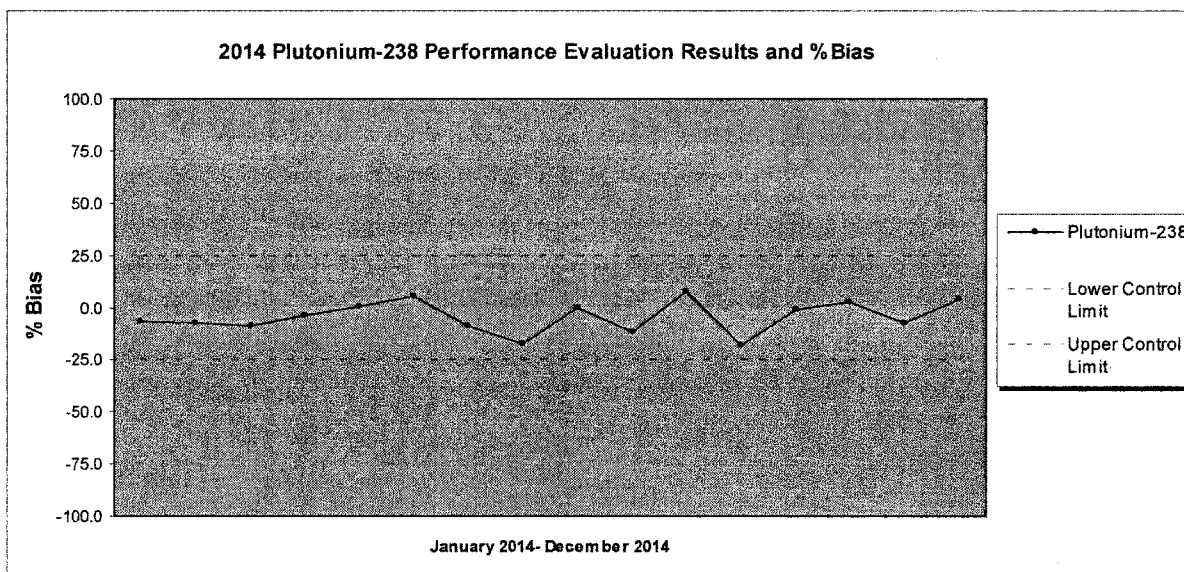


TABLE 6

REMP INTRA-LABORATORY DATA SUMMARY: BIAS AND PRECISION BY MATRIX

REMP 2014	Bias Criteria (+ / - 25%)		Precision Criteria (Note 1)	
	WITHIN CRITERIA	OUTSIDE CRITERIA	WITHIN CRITERIA	OUTSIDE CRITERIA
MILK				
Gas Flow Sr 2nd count	36	0	36	0
Gas Flow Total Strontium	23	0	23	0
Gamma Spec Liquid RAD A-013 with Ba, La	48	0	109	0
SOLID				
LSC Iron-55	3	0	3	0
Gamma Spec Solid RAD A-013	30	0	43	0
LSC Nickel 63	3	0	3	0
Gas Flow Sr 2nd count	5	0	5	0
Gas Flow Total Strontium	5	0	5	0
Gamma Spec Solid RAD A-013 with Ba, La	2	0	8	0
Gamma Spec Solid RAD A-013 with Iodine	6	0	7	0
FILTER				
Gas Flow Sr 2nd Count	5	0	5	0
Gross A & B	429	0	429	0
Gas Flow Sr-90	1	0	1	0
Gamma Spec Filter	45	0	47	0
LIQUID				
Alpha Spec Uranium	1	0	2	0
Tritium	206	0	205	0
Plutonium	1	0	1	0
LSC Iron-55	12	0	12	0
LSC Nickel 63	13	0	13	0
Gamma Spec Liquid RAD A-013	4	0	4	0
Alpha Spec Am243	6	0	6	0
Gamma Iodine-131	28	0	28	0
Alpha Spec Plutonium	10	0	10	0
Gas Flow Sr 2nd count	15	0	15	0
Alpha Spec Am241 Curium	8	0	8	0
Gas Flow Total Strontium	30	0	31	0
Gross Alpha Non Vol Beta	45	0	45	0
Gamma Spec Liquid RAD A-013 with Ba, La	84	0	159	0
Gamma Spec Liquid RAD A-013 with Iodine	40	0	40	0
TISSUE				
Gamma Spec Solid RAD A-013	48	0	46	0
Gas Flow Sr 2nd count	8	0	8	0
Gas Flow Total Strontium	17	0	17	0
Gamma Spec Solid RAD A-013 with Ba, La	10	0	10	0

Gamma Spec Solid RAD A-013 with Iodine	23	0	22	0
SEA WATER				
LSC Iron-55	5	0	6	0
LSC Nickel 63	5	0	6	0
Gas Flow Total Strontium	6	0	6	0
Gross Alpha Non Vol Beta	6	0	6	0
Gamma Spec Liquid RAD A-013 with Iodine	7	0	11	0
VEGETATION				
Gas Flow Sr 2nd count	10	0	10	0
Gamma Spec Solid RAD A-013 with Iodine	86	0	96	0
AIR CHARCOAL				
Gamma Iodine 131 RAD A-013	560	0	606	0
Carbon-14 (Ascarite/Soda Lime Filter per Liter)	28	0	28	0
DRINKING WATER				
Tritium	39	0	40	0
LSC Iron-55	17	0	16	0
LSC Nickel 63	16	0	15	0
Gamma Iodine-131	27	0	26	0
Gas Flow Sr 2nd count	12	0	12	0
Gas Flow Total Strontium	19	0	18	0
Gross Alpha Non Vol Beta	72	0	73	0
Gamma Spec Liquid RAD A-013 with Ba, La	35	0	75	0
Total		2200	2456	

Note 1: The RPD must be 20 percent or less, if both samples are greater than 5 times the MDC. If both results are less than 5 times MDC, then the RPD must be equal to or less than 100%. If one result is above the MDC and the other is below the MDC, then the RPD can be calculated using the MDC for the result of the one below the MDC. The RPD must be 100% or less. In the situation where both results are above the MDC but one result is greater than 5 times the MDC and the other is less than 5 times the MDC, the RPD must be less than or equal to 20%. If both results are below MDC, then the limits on % RPD are not applicable.

**TABLE 7
ALL RADIOLOGICAL INTRA-LABORATORY DATA SUMMARY:
BIAS AND PRECISION BY MATRIX:**

Total Radiological 2014	Bias Criteria (\pm / - 25%)		Precision Criteria (Note 1)	
	WITHIN CRITERIA	OUTSIDE CRITERIA	WITHIN CRITERIA	OUTSIDE CRITERIA
MILK				
Gamma Iodine-129	0	0	1	0
Gamma Iodine-131	36	0	110	0
Gas Flow Sr 2nd count	36	0	36	0
Gas Flow Strontium 90	5	0	5	0
Gas Flow Total Strontium	23	0	23	0
Gamma Spec Liquid RAD A-013 with Ba, La	48	0	109	0
Gamma Spec Liquid RAD A-013 with Iodine	3	0	4	0
SOLID				
Gamma Percent Leach	5	0	0	0
Gas Flow Radium 228	16	0	20	0
Tritium	211	0	247	0
Tritium by Combustion	1	0	1	0
Carbon-14	130	0	181	0
LSC Iron-55	103	0	121	0
Alpha Spec Polonium Solid	52	0	54	0
Gamma Nickel 59 RAD A-022	99	0	117	0
LSC Chlorine-36 in Solids	4	0	4	0
Gamma Spec Ra226 RAD A-013	21	0	24	0
Gamma Spec Solid RAD A-013	649	0	812	0
LSC Nickel 63	141	0	154	0
LSC Plutonium	181	0	202	0
Technetium-99	224	0	250	0
Gamma Spec Liquid RAD A-013	2	0	2	0
ICP-MS Technetium-99 in Soil	61	0	60	0
LSC Selenium 79	11	0	11	0
Total Activity,	4	0	4	0
Tritium	16	0	17	0
Alpha Spec Am243	23	0	37	0
Gamma Iodine-129	100	0	120	0
Gas Flow Lead 210	6	0	6	0
Total Uranium KPA	7	0	10	0
Alpha Spec Uranium	214	0	309	0
LSC Promethium 147	2	0	2	0
LSC, Rapid Strontium 89 and 90	42	0	61	0
Alpha Spec Thorium	152	0	196	0
ICP-MS Uranium-233, 234 in Solid	49	0	47	0
Alpha Spec Plutonium	231	0	240	0
ICP-MS Technetium-99 Prep in Soil	62	0	61	0
Alpha Spec Neptunium	213	0	237	0
Alpha Spec Plutonium	158	0	206	0
Gamma Spec Solid with Ra226, Ra228	9	0	13	0



Gas Flow Sr 2nd count	21	0	25	0
Gas Flow Strontium 90	195	0	201	0
Gas Flow Total Radium	2	0	3	0
Lucas Cell Radium 226	38	0	47	0
Total Activity Screen	9	0	10	0
Alpha Spec Am241 Curium	304	0	339	0
Alpha Spec Total Uranium	4	0	8	0
Gas Flow Total Strontium	43	0	46	0
Gross Alpha Non Vol Beta	1	0	1	0
ICP-MS Uranium-233, 234 Prep in Solid	49	0	48	0
ICP-MS Uranium-235, 236, 238 in Solid	60	0	81	0
Gamma Spec Solid RAD A-013 with Ba, La	2	0	8	0
Gamma Spec Solid RAD A-013 with Iodine	6	0	7	0
GFC Chlorine-36 in Solids	3	0	3	0
Gamma Spec Solid RAD A-013 (pCi/Sample)	2	0	2	0
Tritium	8	0	8	0
Alpha Spec Am241 (pCi/Sample)	2	0	2	0
ICP-MS Uranium-234, 235, 236, 238 in Solid	148	0	132	0
ICP-MS Uranium-235, 236, 238 Prep in Solid	50	0	49	0
Alpha Spec Thorium	1	0	1	0
Alpha Spec Uranium	1	0	1	0
Gross Alpha/Beta	235	0	316	3
Alpha Spec Neptunium	1	0	1	0
Gas Flow Sr 2nd count	2	0	1	0
Gross Alpha/Beta (Americium Calibration) Solid	2	0	3	0
ICP-MS Uranium-234, 235, 236, 238 Prep in Solid	69	0	65	0
FILTER				
Alpha Spec Uranium	14	0	18	0
Alpha Spec Polonium	1	0	5	0
Gamma I-131, filter	4	0	4	0
LSC Plutonium Filter	84	0	102	0
Tritium	76	0	112	0
Carbon-14	35	0	66	0
Nickel-63	0	0	8	0
LSC Iron-55	69	0	84	0
Gamma Nickel 59 RAD A-022	55	0	68	0
LSC Nickel 63	60	0	78	0
Technetium-99	51	0	75	0
Gamma Spec Filter RAD A-013	143	0	174	6
Alphaspec Np Filter per Liter	8	0	13	0
Alphaspec Pu Filter per Liter	11	0	22	0
Gamma Iodine-125	5	0	0	0
Gamma Iodine-129	46	0	60	0
Gross Alpha/Beta	5	0	5	0
Alpha Spec Am243	10	0	28	0
Gas Flow Lead 210	0	0	4	0
LSC Plutonium Filter per Liter	9	0	15	0
Total Uranium KPA	9	0	14	0

Alpha Spec Uranium	55	0	96	0
LSC Promethium 147	1	0	2	0
LSC, Rapid Strontium 89 and 90	72	0	94	0
Alpha Spec Thorium	42	0	66	0
Gas Flow Radium 228	1	0	1	0
Alpha Spec Plutonium	81	0	98	0
ICP-MS Uranium-233, 234 in Filter	0	0	3	0
Alpha Spec Neptunium	62	0	83	0
Alpha Spec Plutonium	66	0	96	0
Alpha Spec Polonium,(Filter/Liter)	0	0	14	0
Alpha Spec Radium 226	0	0	2	0
Gas Flow Sr 2nd Count	72	0	81	1
Gas Flow Strontium 90	61	0	68	0
Lucas Cell Radium-226	1	0	1	0
Alpha Spec Am241Curium	95	0	117	0
Gas Flow Total Strontium	5	0	5	0
ICP-MS Uranium-233, 234 Prep in Filter	0	0	3	0
ICP-MS Uranium-235, 236, 238 in Filter	0	0	6	0
Total Activity in Filter,	1	0	10	0
Alphaspec Am241 Curium Filter per Liter	15	0	20	0
Tritium	86	0	89	0
Gamma Spec Filter RAD A-013 Direct Count	6	0	6	0
Carbon-14	12	0	12	0
GFC Chlorine-36 in Filters PL	1	0	1	0
Direct Count-Gross Alpha/Beta	48	0	1	0
Gross Alpha/Beta	48	0	60	0
ICP-MS Uranium-234, 235, 236, 238 in Filter	4	0	6	0
ICP-MS Uranium-235, 236, 238 Prep in Filter	0	0	3	0
Alpha Spec U	13	0	35	0
Gross A & B	497	0	473	0
LSC Iron-55	8	0	19	0
Technetium-99	7	0	13	0
Gas Flow Sr-90	6	0	13	0
LSC Nickel 63	14	0	19	0
Gas Flow Pb-210	8	0	22	0
Gas Flow Ra-228	5	0	10	0
Gamma Iodine 129	8	0	8	0
ICP-MS Uranium-234, 235, 236, 238 Prep in Filter	2	0	3	0
Gamma Spec Filter	97	0	117	0
Lucas Cell Ra-226	8	0	23	0
Alpha Spec Thorium	7	0	22	0
LIQUID				
Alpha Spec Uranium	390	0	553	0
Alpha Spec Polonium	4	0	7	0
Electrolytic Tritium	14	0	25	0
Tritium	1125	0	1177	0
Carbon-14	149	0	161	0

Plutonium	43	0	63	0
Iodine-131	3	0	4	0
LSC Iron-55	192	0	233	0
Gamma Nickel 59 RAD A-022	18	0	21	0
Gamma Iodine 131 RAD A-013	2	0	2	0
Gamma Radium 228 RAD A-013	3	0	3	0
LSC Nickel 63	209	0	236	0
LSC Radon 222	18	0	21	0
Technetium-99	377	0	425	0
Gamma Spec Liquid RAD A-013	702	0	732	0
Alpha Spec Total U RAD A-011	31	0	56	0
LSC Selenium 79	2	0	2	0
Alpha Spec Am243	17	0	18	0
Gamma Iodine-129	80	0	92	0
Gamma Iodine-131	28	0	28	0
ICP-MS Technetium-99 in Water	8	0	31	0
Gas Flow Lead 210	19	0	19	0
Total Uranium KPA	101	0	203	0
LSC Promethium 147	4	0	4	0
LSC, Rapid Strontium 89 and 90	7	0	8	0
Alpha Spec Thorium	145	0	186	0
Gas Flow Radium 228	171	0	206	0
Gas Flow Radium 228	40	0	37	0
Gas Flow Radium 228	1	0	1	0
Alpha Spec Plutonium	288	0	387	0
LSC Sulfur 35	1	0	1	0
Alpha Spec Neptunium	90	0	141	0
Alpha Spec Plutonium	21	0	49	0
Alpha Spec Radium 226	7	0	7	0
Gas Flow Sr 2nd count	191	0	199	0
Gas Flow Strontium 90	365	0	422	0
Gas Flow Strontium 90	1	0	1	0
Gas Flow Total Radium	78	0	103	0
ICP-MS Technetium-99 Prep in Water	8	0	32	0
ICP-MS Uranium-233, 234 in Liquid	6	0	11	0
LSC Calcium 45	1	0	1	0
Lucas Cell Radium 226	310	0	366	0
Lucas Cell Radium-226	10	0	10	0
Total Activity Screen	7	0	7	0
Chlorine-36 in Liquids	13	0	14	0
Alpha Spec Am241 Curium	217	0	333	0
Gas Flow Total Strontium	112	0	116	0
Gross Alpha Non Vol Beta	980	0	1167	0
LSC Phosphorus-32	2	0	3	0
Lucas Cell Radium 226 by Method Ra-04	2	0	2	0
ICP-MS Uranium-233, 234 Prep in Liquid	6	0	11	0
Tritium in Drinking Water by EPA 906.0	9	0	12	0
Gamma Spec Liquid RAD A-013 with Ba, La	84	0	159	0

Gamma Spec Liquid RAD A-013 with Iodine	162	0	189	0
Gas Flow Strontium 89 & 90	5	0	3	0
ICP-MS Uranium-235, 236, 238 in Liquid	10	0	18	0
Gas Flow Total Alpha Radium	6	0	7	0
Gross Alpha Co-precipitation	3	0	13	0
ICP-MS Uranium-235, 236, 238 Prep in Liquid	6	0	11	0
ICP-MS Uranium-234, 235, 236, 238 in Liquid	31	0	74	0
Gross Alpha Beta (Americium Calibration) Liquid	32	0	46	0
ICP-MS Uranium-234, 235, 236, 238 Prep in Liquid	15	0	38	0
Alpha/Beta (Americium Calibration) Drinking Water	23	0	18	0
TISSUE				
Carbon-14	3	0	3	0
Gamma Spec Solid RAD A-013	76	0	78	0
Technetium-99	4	0	4	0
Tritium	1	0	1	0
Alpha Spec Uranium	5	0	8	0
Alpha Spec Plutonium	5	0	10	0
Gas Flow Sr 2nd count	8	0	8	0
Gas Flow Strontium 90	11	0	12	0
Alpha Spec Am241 Curium	2	0	2	0
Gas Flow Total Strontium	17	0	17	0
Gamma Spec Solid RAD A-013 with Ba, La	10	0	10	0
Gamma Spec Solid RAD A-013 with Iodine	23	0	22	0
Gross Alpha/Beta	2	0	2	0
SEA WATER				
LSC Iron-55	5	0	6	0
LSC Nickel 63	5	0	6	0
Gas Flow Total Strontium	6	0	6	0
Gross Alpha Non Vol Beta	6	0	6	0
Gamma Spec Liquid RAD A-013 with Iodine	7	0	11	0
VEGETATION				
LSC Iron-55	2	0	2	0
Gamma Nickel 59 RAD A-022	1	0	0	0
Gamma Spec Solid RAD A-013	26	0	25	0
LSC Nickel 63	2	0	1	0
LSC Plutonium	1	0	1	0
Technetium-99	4	0	3	0
Tritium	11	0	11	0
Gamma Iodine-129	1	0	0	0
Gas Flow Lead 210	2	0	3	0
Total Uranium KPA	4	0	4	0
Alpha Spec Uranium	22	0	22	0
Alpha Spec Thorium	5	0	5	0
Alpha Spec Plutonium	13	0	11	0
Alpha Spec Neptunium	1	0	1	0
Alpha Spec Plutonium	1	0	1	0



Gas Flow Sr 2nd count	10	0	10	0
Gas Flow Strontium 90	12	0	11	0
Gas Flow Total Radium	2	0	2	0
Alpha Spec Am241 Curium	6	0	6	0
Gamma Spec Solid RAD A-013 with Iodine	86	0	96	0
Gamma Spec Solid RAD A-013 (pCi/Sample)	2	0	2	0
Alpha Spec Am241 (pCi/Sample)	1	0	2	0
ICP-MS Uranium-234, 235, 236, 238 in Solid	12	0	7	0
Alpha Spec Uranium	0	0	2	0
Gross Alpha/Beta	7	0	9	0
Alpha Spec Plutonium	0	0	2	0
Gas Flow Strontium 90	4	0	2	0
ICP-MS Uranium-234, 235, 236, 238 Prep in Solid	7	0	4	0
AIR CHARCOAL				
Gamma Iodine 131 RAD A-013	560	0	606	0
Gamma Iodine-129	7	0	6	0
Carbon-14	7	0	7	0
Carbon-14 (Ascarite/Soda Lime Filter per Liter)	28	0	28	0
Gamma Iodine 129	7	0	7	0
Gamma Spec Filter	7	0	7	0
DRINKING WATER				
Alpha Spec Uranium	4	0	5	0
Alpha Spec Polonium	1	0	25	0
Tritium	39	0	40	0
Carbon-14	3	0	2	0
Iodine-131	2	0	2	0
LSC Iron-55	17	0	16	0
LSC Nickel 63	16	0	15	0
LSC Radon 222	13	0	13	0
Technetium-99	2	0	1	0
Gamma Spec Liquid RAD A-013	17	0	18	0
Gamma Iodine-129	2	0	4	0
Gamma Iodine-131	27	0	26	0
Gas Flow Lead 210	4	0	3	0
Total Uranium KPA	17	0	34	0
Alpha Spec Thorium	1	0	1	0
Gas Flow Radium 228	22	0	26	0
Alpha Spec Plutonium	3	0	3	0
Gas Flow Sr 2nd count	12	0	12	0
Gas Flow Strontium 90	20	0	22	0
LSC Calcuim 45	2	0	2	0
Lucas Cell Radium-226	23	0	49	0
Alpha Spec Am241 Curium	2	0	2	0
Gas Flow Total Strontium	19	0	18	0
Gross Alpha Non Vol Beta	247	0	214	0
Tritium in Drinking Water by EPA 906.0	28	0	26	0
Gamma Spec Liquid RAD A-013 with Ba, La	35	0	75	0
Gas Flow Strontium 89 & 90	17	0	11	0

Gas Flow Total Alpha Radium	1	0	1	0
Gross Alpha Co-precipitation	99	0	91	0
Alpha/Beta (Americium Calibration) Drinking Water	16	0	16	0
ECLS-R-GA NJ 48 Hr Rapid Gross Alpha	7	0	7	0
Total	16535		19734	

Note 1: The RPD must be 20 percent or less, if both samples are greater than 5 times the MDC. If both results are less than 5 times MDC, then the RPD must be equal to or less than 100%. If one result is above the MDC and the other is below the MDC, then the RPD can be calculated using the MDC for the result of the one below the MDC. The RPD must be 100% or less. In the situation where both results are above the MDC but one result is greater than 5 times the MDC and the other is less than 5 times the MDC, the RPD must be less than or equal to 20%. If both results are below MDC, then the limits on % RPD are not applicable.

**TABLE 8
2014 CORRECTIVE ACTION REPORT SUMMARY**

<p align="center">CORRECTIVE ACTION ID# & PE FAILURE</p>	<p align="center">DISPOSITION</p>
<p>CARR140605-879</p> <p>ISO Documentation of PT Failures in MAPEP-14-RdV30 for Uranium 235 in Vegetation by ICP/MS and 14-MaS30 Uranium-233/234 and Uranium 238 by Alpha Spec.</p>	<p>Root Cause Analysis of MAPEP-14-RdV28 in vegetation for Uranium-235 by ICP/MS</p> <p>The root cause of this failure was human error and inattention to detail. The QAO inadvertently entered the incorrect activity for this parameter when she was entering the results on the MAPEP website. 0.261 ug/sample instead of 0.0261 ug/sample was entered. The data entry error was not caught during the GL review process. MAPEP results only are peer reviewed by the GL of the applicable area to ensure that the data was entered correctly.</p> <p>A second PT was successfully analyzed for this matrix.</p> <p>Uranium-234/233, and Uranium-238 in soil by Alpha Spec:</p> <p>Following reviews of our process and data and conversations with personnel from the affected laboratories, it was determined that all failures were due to an incomplete sample digestion. A total digestion technique using Hydrofluoric Acid was performed on the sample. However, this digestion was not vigorous enough to extract all the U-234 and U-238 from the soil because the analytes were fused into the soil at an extremely high temperature. Due to the high number of labs that received a Not Acceptable rating for this analysis, MAPEP has posted an explanation on the preparation of the Uranium Soil standard on their website.</p> <p>Permanent Corrective/Preventive Actions or Improvements :</p> <p>Upon notification of the failure, the sample was re-digested using a Sodium Hydroxide fusion method prior to ion-exchange separation chemistry. The results for both the U-234 and U-238 fall within acceptable range. In the future, all MAPEP soil samples will be analyzed with a NaOH fusion dissolution technique. Our analytical procedures provide the flexibility to perform different extraction techniques (leaching,</p>



	<p>HF dissolution) based on client requests. For our DOE clients, complete dissolution using HF has been the approved method for Uranium. Some clients also ask for the Uranium analysis using a leach procedure. In all cases, GEL performs the required contractual procedure for the analysis.</p> <p>A second PT was successfully analyzed for this matrix.</p>
<p>CARR140520-874</p> <p>ISO Documentation of PT Failures in –MRAD-20 for Americium-241 in water.</p>	<p>Root Cause Analysis</p> <p>After a thorough review of all data, a definite reason for the failure could not be determined.</p> <p>The following steps were taken to prove that this elevated bias was an isolated occurrence and that our overall process is within control.</p> <ol style="list-style-type: none"> 1. The batch quality control samples were reviewed and found to be compliant. The recoveries in the Laboratory Control Sample (LCS) recovered at 98.2%. Two sample duplicates were also prepared in the batch. The RPDs were 4.8 and 8.6. 2. The sample was re-analyzed in duplicate after the report was received. One with our normal Am-243 tracer, and another with Cm-244 tracer. Both of the reanalysis confirm the original reported result (which is outside the range of acceptable results). <p>Control charts for all Am tracer recoveries were also reviewed to determine if there may be an issue with the tracers. While there is a slight bias in the average LCS recovery, it was not significant enough to consider abnormal, and did not come close to accounting for the high result on this analysis. Additionally, since the sample was reanalyzed using two different tracers and achieved the same result, a tracer issue was ruled out as the potential culprit</p> <p>Permanent Corrective/Preventive Actions or Improvements :</p> <p>The laboratory must assume unidentified random error caused the elevated bias because all quality control criteria were met for the batch. Additionally, a well characterized performance evaluation sample from another vendor was prepped and analyzed a few weeks after this sample. The Am-241 recovered at 105% for this sample and fell well within its acceptance range.</p> <p>A second PT was successfully analyzed for this matrix.</p>



CARR140825-902

For Failures of RAD-98 for Strontium-89 in Water

Root Cause Analysis of Strontium-89 (Sr-89)

After a review of the data, an apparent reason for this discrepancy could not be determined. The following steps were taken to prove that this high bias was an isolated occurrence and that our overall process is within control.

1. The batch quality control samples were reviewed and found to be compliant. The LCS recovered at 103%.
2. Laboratory control data were also reviewed for trends. None was noted.
3. The instrument calibrations were reviewed for positive biases that could have attributed to this failure. None were noted.
4. Sample duplicates were also prepared and counted along with the reported result. All results fell within the method's acceptance range for duplicates.

Permanent Corrective/Preventive Actions or Improvements

The laboratory must assume an unidentified random error caused the high bias for this batch. While the LCS recovered outside to its acceptance range, the matrix spike (MS) recovery fell within both the acceptance range for the MS (80%-120%) and the acceptance range for the LCS (90%-110%). The result was also confirmed using Method LAB PBMS-A-004. The lab will continue to monitor the recoveries of this radionuclide to ensure that there are no issues.

A second PT was successfully analyzed for this matrix.

ENVIRONMENTAL DOSIMETRY COMPANY

ANNUAL QUALITY ASSURANCE STATUS REPORT

January - December 2014

Prepared By: Jim Sward Date: 3/18/15

Approved By: Neil Sward Date: 3/18/15

**Environmental Dosimetry Company
10 Ashton Lane
Sterling, MA 01564**

TABLE OF CONTENTS

	<u>Page</u>
LIST OF TABLES	iii
EXECUTIVE SUMMARY.....	iv
I. INTRODUCTION.....	1
A. QC Program.....	1
B. QA Program.....	1
II. PERFORMANCE EVALUATION CRITERIA.....	1
A. Acceptance Criteria for Internal Evaluations.....	1
B. QC Investigation Criteria and Result Reporting.....	3
C. Reporting of Environmental Dosimetry Results to EDC Customers.....	3
III. DATA SUMMARY FOR ISSUANCE PERIOD JANUARY-DECEMBER 2014	3
A. General Discussion.....	3
B. Result Trending	4
IV. STATUS OF EDC CONDITION REPORTS (CR)	4
V. STATUS OF AUDITS/ASSESSMENTS.....	4
A. Internal.....	4
B. External	4
VI. PROCEDURES AND MANUALS REVISED DURING JANUARY - DECEMBER 2014 ...	4
VII. CONCLUSION AND RECOMMENDATIONS	4
VIII. REFERENCES.....	4
APPENDIX A DOSIMETRY QUALITY CONTROL TRENDING GRAPHS	

LIST OF TABLES

	<u>Page</u>
1. Percentage of Individual Analyses Which Passed EDC Internal Criteria, January - December 2014	5
2. Mean Dosimeter Analyses (n=6), January - December 2014	5
3. Summary of Independent QC Results for 2014	5

EXECUTIVE SUMMARY

Routine quality control (QC) testing was performed for dosimeters issued by the Environmental Dosimetry Company (EDC) .

During this annual period, 100% (72/72) of the individual dosimeters, evaluated against the EDC internal performance acceptance criteria (high-energy photons only), met the criterion for accuracy and 100% (72/72) met the criterion for precision (Table 1). In addition, 100% (12/12) of the dosimeter sets evaluated against the internal tolerance limits met EDC acceptance criteria (Table 2) and 100% (6/6) of independent testing passed the performance criteria (Table 3). Trending graphs, which evaluate performance statistic for high-energy photon irradiations and co-located stations are given in Appendix A.

Two assessments were performed in 2014, one internal and one external. There were no findings.

I. INTRODUCTION

The TLD systems at the Environmental Dosimetry Company (EDC) are calibrated and operated to ensure consistent and accurate evaluation of TLDs. The quality of the dosimetric results reported to EDC clients is ensured by in-house performance testing and independent performance testing by EDC clients, and both internal and client directed program assessments.

The purpose of the dosimetry quality assurance program is to provide performance documentation of the routine processing of EDC dosimeters. Performance testing provides a statistical measure of the bias and precision of dosimetry processing against a reliable standard, which in turn points out any trends or performance changes. Two programs are used:

A. QC Program

Dosimetry quality control tests are performed on EDC Panasonic 814 Environmental dosimeters. These tests include: (1) the in-house testing program coordinated by the EDC QA Officer and (2) independent test perform by EDC clients. In-house test are performed using six pairs of 814 dosimeters, a pair is reported as an individual result and six pairs are reported as the mean result. Results of these tests are described in this report.

Excluded from this report are instrumentation checks. Although instrumentation checks represent an important aspect of the quality assurance program, they are not included as process checks in this report. Instrumentation checks represent between 5-10% of the TLDs processed.

B. QA Program

An internal assessment of dosimetry activities is conducted annually by the Quality Assurance Officer (Reference 1). The purpose of the assessment is to review procedures, results, materials or components to identify opportunities to improve or enhance processes and/or services.

II. PERFORMANCE EVALUATION CRITERIA

A. Acceptance Criteria for Internal Evaluations

1. Bias

For each dosimeter tested, the measure of bias is the percent deviation of the reported result relative to the delivered exposure. The percent deviation relative to the delivered exposure is calculated as follows:

$$\frac{H'_i - H_i}{H_i} 100$$

where:

H'_i = the corresponding reported exposure for the i^{th} dosimeter (i.e., the reported exposure)

H_i = the exposure delivered to the i^{th} irradiated dosimeter (i.e., the delivered exposure)

2. Mean Bias

For each group of test dosimeters, the mean bias is the average percent deviation of the reported result relative to the delivered exposure. The mean percent deviation relative to the delivered exposure is calculated as follows:

$$\sum \left(\frac{H'_i - H_i}{H_i} \right) 100 \left(\frac{1}{n} \right)$$

where:

H'_i = the corresponding reported exposure for the i^{th} dosimeter (i.e., the reported exposure)

H_i = the exposure delivered to the i^{th} irradiated test dosimeter (i.e., the delivered exposure)

n = the number of dosimeters in the test group

3. Precision

For a group of test dosimeters irradiated to a given exposure, the measure of precision is the percent deviation of individual results relative to the mean reported exposure. At least two values are required for the determination of precision. The measure of precision for the i^{th} dosimeter is:

$$\left(\frac{H'_i - \bar{H}}{\bar{H}} \right) 100$$

where:

H'_i = the reported exposure for the i^{th} dosimeter (i.e., the reported exposure)

\bar{H} = the mean reported exposure; i.e., $\bar{H} = \sum H'_i \left(\frac{1}{n} \right)$

n = the number of dosimeters in the test group

4. EDC Internal Tolerance Limits

All evaluation criteria are taken from the "EDC Quality System Manual," (Reference 2). These criteria are only applied to individual test dosimeters irradiated with high-energy photons (Cs-137) and are as follows for Panasonic Environmental dosimeters: $\pm 15\%$ for bias and $\pm 12.8\%$ for precision.

B. QC Investigation Criteria and Result Reporting

EDC Quality System Manual (Reference 2) specifies when an investigation is required due to a QC analysis that has failed the EDC bias criteria. The criteria are as follows:

1. No investigation is necessary when an individual QC result falls outside the QC performance criteria for accuracy.
2. Investigations are initiated when the mean of a QC processing batch is outside the performance criterion for bias.

C. Reporting of Environmental Dosimetry Results to EDC Customers

1. All results are to be reported in a timely fashion.
2. If the QA Officer determines that an investigation is required for a process, the results shall be issued as normal. If the QC results, prompting the investigation, have a mean bias from the known of greater than $\pm 20\%$, the results shall be issued with a note indicating that they may be updated in the future, pending resolution of a QA issue.
3. Environmental dosimetry results do not require updating if the investigation has shown that the mean bias between the original results and the corrected results, based on applicable correction factors from the investigation, does not exceed $\pm 20\%$.

III. DATA SUMMARY FOR ISSUANCE PERIOD JANUARY-DECEMBER 2014

A. General Discussion

Results of performance tests conducted are summarized and discussed in the following sections. Summaries of the performance tests for the reporting period are given in Tables 1 through 3 and Figures 1 through 4.

Table 1 provides a summary of individual dosimeter results evaluated against the EDC internal acceptance criteria for high-energy photons only. During this period, 100% (72/72) of the individual dosimeters, evaluated against these criteria met the tolerance limits for accuracy and 100% (72/72) met the criterion for precision. A graphical interpretation is provided in Figures 1 and 2.

Table 2 provides the Bias + Standard deviation results for each group (N=6) of dosimeters evaluated against the internal tolerance criteria. Overall, 100% (12/12) of the dosimeter sets evaluated against the internal tolerance performance criteria met these criteria. A graphical interpretation is provided in Figures 3

Table 3 presents the independent blind spike results for dosimeters processed during this annual period. All results passed the performance acceptance criterion. Figure 4 is a graphical interpretation of Seabrook Station blind co-located station results.

B. Result Trending

One of the main benefits of performing quality control tests on a routine basis is to identify trends or performance changes. The results of the Panasonic environmental dosimeter performance tests are presented in Appendix A. The results are evaluated against each of the performance criteria listed in Section II, namely: individual dosimeter accuracy, individual dosimeter precision, and mean bias.

All of the results presented in Appendix A are plotted sequentially by processing date.

IV. STATUS OF EDC CONDITION REPORTS (CR)

No condition reports were issued during this annual period.

V. STATUS OF AUDITS/ASSESSMENTS

A. Internal

EDC Internal Quality Assurance Assessment was conducted during the fourth quarter 2014. There were no findings identified.

B. External

The FPL/NextEra Energy Nuclear Oversight Audit SBK-14-019 was conducted on September 24, 2014. There were no findings identified.

VI. PROCEDURES AND MANUALS REVISED DURING JANUARY - DECEMBER 2014

No procedures or manuals were revised in 2014.

VII. CONCLUSION AND RECOMMENDATIONS

The quality control evaluations continue to indicate the dosimetry processing programs at the EDC satisfy the criteria specified in the Quality System Manual. The EDC demonstrated the ability to meet all applicable acceptance criteria.

VIII. REFERENCES

1. EDC Quality Control and Audit Assessment Schedule, 2014.
2. EDC Manual 1, Quality System Manual, Rev. 3, August 1, 2012.

TABLE 1

**PERCENTAGE OF INDIVIDUAL DOSIMETERS THAT PASSED EDC INTERNAL CRITERIA
JANUARY – DECEMBER 2014^{(1), (2)}**

Dosimeter Type	Number Tested	% Passed Bias Criteria	% Passed Precision Criteria
Panasonic Environmental	72	100	100

⁽¹⁾This table summarizes results of tests conducted by EDC.

⁽²⁾Environmental dosimeter results are free in air.

TABLE 2

**MEAN DOSIMETER ANALYSES (N=6)
JANUARY – DECEMBER 2014^{(1), (2)}**

Process Date	Mean Bias %	Standard Deviation %	Tolerance Limit +/-15%
4/19/2014	2.7	1.6	Pass
4/22/2014	-0.1	0.9	Pass
4/30/2014	0.1	1.9	Pass
7/22/2014	1.7	1.5	Pass
7/25/2014	2.8	1.2	Pass
8/04/2014	-3.6	1.0	Pass
9/24/2014	2.5	0.6	Pass
10/21/2014	0.7	0.5	Pass
10/28/2014	3.9	1.5	Pass
1/25/2015	4.1	1.1	Pass
1/28/2015	2.1	1.6	Pass
3/11/2015	-8.2	1.0	Pass

⁽¹⁾This table summarizes results of tests conducted by EDC for TLDs issued in 2014.

⁽²⁾Environmental dosimeter results are free in air.

**TABLE 3
SUMMARY OF INDEPENDENT DOSIMETER TESTING
JANUARY – DECEMBER 2014^{(1), (2)}**

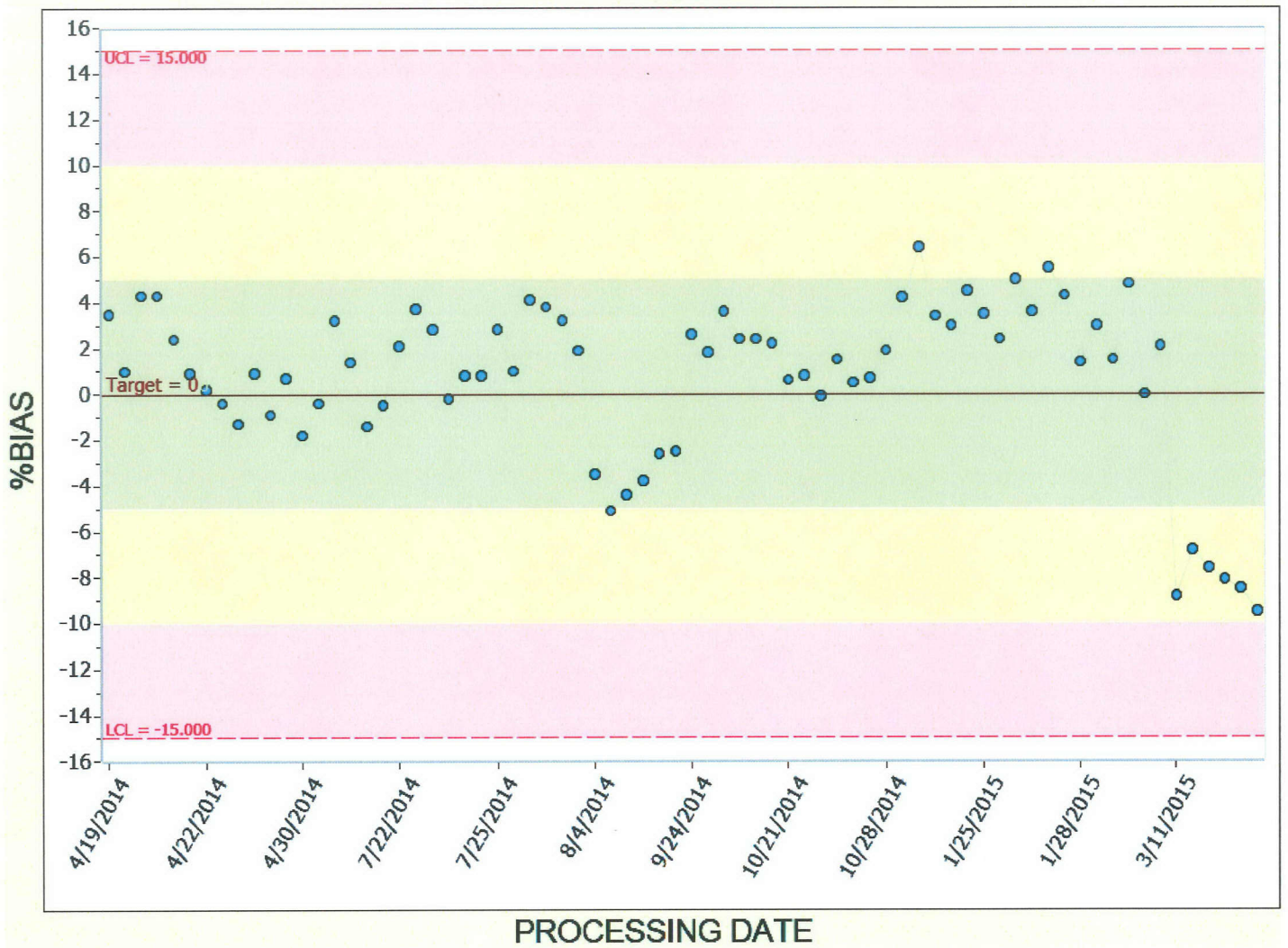
Issuance Period	Client	Mean Bias %	Standard Deviation %	Pass / Fail
1 st Qtr. 2014	Millstone	2.8	3.2	Pass
2 nd Qtr. 2014	Millstone	-6.0	4.5	Pass
2 nd Qtr. 2014	Seabrook	0.3	1.6	Pass
3 rd Qtr. 2014	Millstone	-10.2	3.6	Pass
4 th Qtr. 2014	Millstone	-6.5	2.9	Pass
4 th Qtr. 2014	Seabrook	5.5	1.7	Pass

⁽¹⁾Performance criteria are +/- 30%.

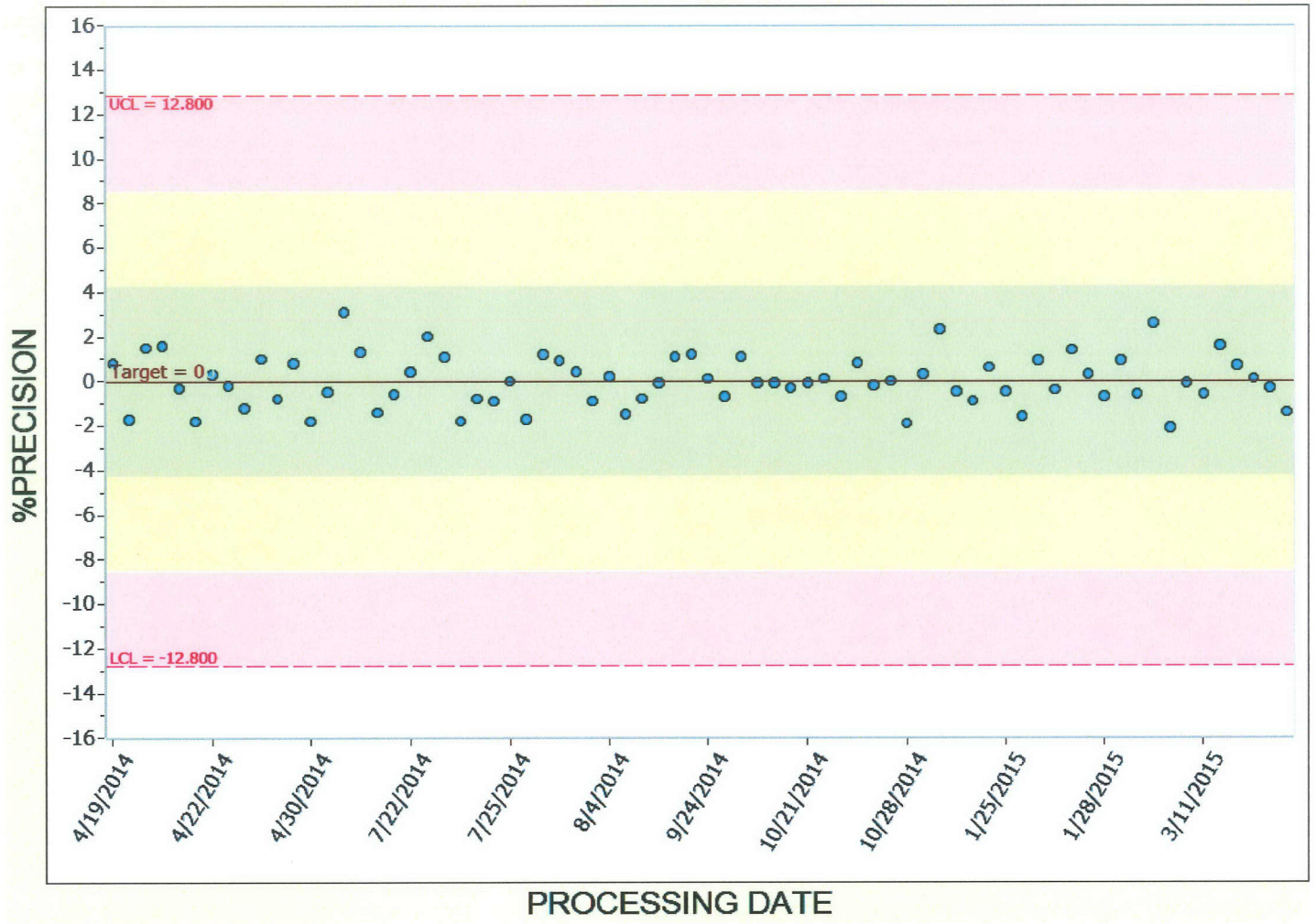
⁽²⁾Blind spike irradiations using Cs-137

APPENDIX A
DOSIMETRY QUALITY CONTROL TRENDING GRAPHS
ISSUE PERIOD JANUARY - DECEMBER 2014

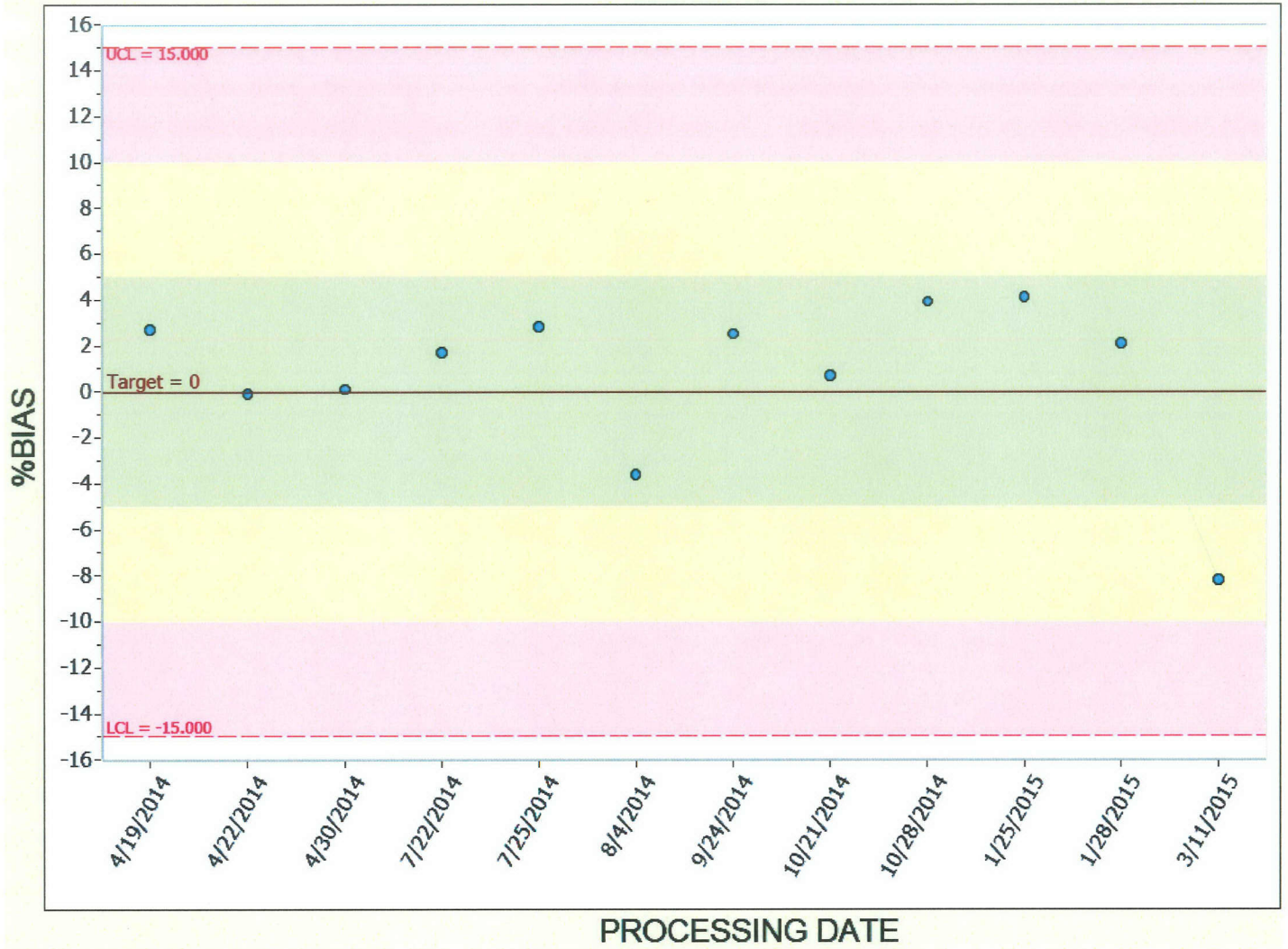
INDIVIDUAL ACCURACY ENVIRONMENTAL
FIGURE 1



INDIVIDUAL PRECISION ENVIRONMENTAL
FIGURE 2



MEAN ACCURACY ENVIRONMENTAL FIGURE 3



SEABROOK CO-LOCATE ACCURACY
FIGURE 4

