

Status: Y N U

Seismic Walkdown Checklist (SWC)

Equipment ID No. HIS 7528 Equip. Class 20. Instrument and Control Panels

Equipment Description SFAS CHANNEL 1 BLOCK SW inside PNL C5705

Location: Bldg. AUXB Floor El. 623 Room 505

Manufacturer, Model, Etc. _____

Instructions for Completing Checklist

This checklist may be used to document the results of the Seismic Walkdown of an item of equipment on the SWEL. The space below each of the following questions may be used to record the results of judgments and findings. Additional space is provided at the end of this checklist for documenting other comments.

Anchorage

1. Is the anchorage configuration verification required (i.e., is the item one of the 50% of SWEL items requiring such verification)?

Y	N
X	X

Inside Panel C5705, which has similar anchorage to Panel C5702. Back panel doors are adequately attached to panel structure with 4-1/2" screws.

2. Is the anchorage free of bent, broken, missing or loose hardware?

Y	N	U	N/A
X			

None observed.

3. Is the anchorage free of corrosion that is more than mild surface oxidation?

Y	N	U	N/A
X			

None observed.

4. Is the anchorage free of visible cracks in the concrete near the anchors?

Y	N	U	N/A
X			

None observed.

5. Is the anchorage configuration consistent with plant documentation?

Y	N	U	N/A
			X

(Note: This question only applies if the item is one of the 50% for which an anchorage configuration verification is required.)

6. Based on the above anchorage evaluations, is the anchorage free of potentially adverse seismic conditions?

Y	N	U
X		



Status: Y N U

Seismic Walkdown Checklist (SWC)

Equipment ID No. HIS 7528 Equip. Class 20. Instrument and Control Panels

Equipment Description SFAS CHANNEL 1 BLOCK SW inside PNL C5705

Interaction Effects

7. Are soft targets free from impact by nearby equipment or structures?

Y	N	U	N/A
X			

8. Are overhead equipment, distribution systems, ceiling tiles and lighting, and masonry block walls not likely to collapse onto the equipment?

Y	N	U	N/A
X			

9. Do attached lines have adequate flexibility to avoid damage?

Y	N	U	N/A
X			

10. Based on the above seismic interaction evaluations, is equipment free of potentially adverse seismic interaction effects?


Y	N	U
X		


Other Adverse Conditions

11. Have you looked for and found no other seismic conditions that could adversely affect the safety functions of the equipment?

Y	N	U
X		

Comments (Additional pages may be added as necessary)

Evaluated by:  Date: 7/25/2012
Eddie M. Guerra

 Date: 7/25/2012
Adam L. Helffrich

Status: Y N U

Seismic Walkdown Checklist (SWC)

Equipment ID No. hp2b Equip. Class 8A. Motor-Operated Valves

Equipment Description MOTOR OPERATED VALVE HP-2B

Location: Bldg. AUXB Floor El. 565 Room 236

Manufacturer, Model, Etc. _____

Instructions for Completing Checklist

This checklist may be used to document the results of the Seismic Walkdown of an item of equipment on the SWEL. The space below each of the following questions may be used to record the results of judgments and findings. Additional space is provided at the end of this checklist for documenting other comments.

Anchorage

1. Is the anchorage configuration verification required (i.e., is the item one of the 50% of SWEL items requiring such verification)?

Y	N
<input type="checkbox"/>	<input checked="" type="checkbox"/>

Valve is horizontally mounted on the pipe. There is an anchor right below the valve.

2. Is the anchorage free of bent, broken, missing or loose hardware?

Y	N	U	N/A
<input type="checkbox"/>	<input type="checkbox"/>	<input type="checkbox"/>	<input checked="" type="checkbox"/>

3. Is the anchorage free of corrosion that is more than mild surface oxidation?

Y	N	U	N/A
<input type="checkbox"/>	<input type="checkbox"/>	<input type="checkbox"/>	<input checked="" type="checkbox"/>

MOV found with good surface finish and no signs of corrosion.

4. Is the anchorage free of visible cracks in the concrete near the anchors?

Y	N	U	N/A
<input type="checkbox"/>	<input type="checkbox"/>	<input type="checkbox"/>	<input checked="" type="checkbox"/>

5. Is the anchorage configuration consistent with plant documentation?

(Note: This question only applies if the item is one of the 50% for which an anchorage configuration verification is required.)

Y	N	U	N/A
<input type="checkbox"/>	<input type="checkbox"/>	<input type="checkbox"/>	<input checked="" type="checkbox"/>

6. Based on the above anchorage evaluations, is the anchorage free of potentially adverse seismic conditions?

Y	N	U
<input checked="" type="checkbox"/>	<input type="checkbox"/>	<input type="checkbox"/>

Status Y N U

Seismic Walkdown Checklist (SWC)

Equipment ID No. hp2b Equip. Class 8A. Motor-Operated Valves

Equipment Description MOTOR OPERATED VALVE HP-2B

Interaction Effects

7. Are soft targets free from impact by nearby equipment or structures?
No potential interaction hazards identified from nearby equipment.

Y	N	U	N/A
X			

8. Are overhead equipment, distribution systems, ceiling tiles and lighting, and masonry block walls not likely to collapse onto the equipment?
Seismic capacity of block walls in the area verified as walls 2337 and 2347. Block wall hazard identified as Non-Credible.

Y	N	U	N/A
X			

9. Do attached lines have adequate flexibility to avoid damage?
Flexible lines inspected and found with adequate flexibility.

Y	N	U	N/A
X			

10. Based on the above seismic interaction evaluations, is equipment free of potentially adverse seismic interaction effects?

Y	N	U
X		

Other Adverse Conditions


11. Have you looked for and found no other seismic conditions that could adversely affect the safety functions of the equipment?

Y	N	U
X		

Comments (Additional pages may be added as necessary)

Pipe enters containment penetration P-20 from Aux. Building. The pipe is judged adequate for Seismic Anchor Motion loads (~15' of flex. Length)

Evaluated by:  Date: 7/25/2012
Eddie M. Guerra

 Date: 7/25/2012
Adam L. Helffrich


Status Y N U

Seismic Walkdown Checklist (SWC)


Equipment ID No. hp2b Equip. Class 8A. Motor-Operated Valves

Equipment Description MOTOR OPERATED VALVE HP-2B

Other supporting or relevant documents and photos (if any):



HP2B Plate
ID Plate of component



HP2B General
General view of component

Status Y N U

Seismic Walkdown Checklist (SWC)

Equipment ID No. hp2c Equip. Class 8A. Motor-Operated Valves

Equipment Description MOTOR OPERATED VALVE HP-2C

Location: Bldg. AUXB Floor El. 565 Room 208

Manufacturer, Model, Etc. _____

Instructions for Completing Checklist

This checklist may be used to document the results of the Seismic Walkdown of an item of equipment on the SWEL. The space below each of the following questions may be used to record the results of judgments and findings. Additional space is provided at the end of this checklist for documenting other comments.

Anchorage

1. Is the anchorage configuration verification required (i.e., is the item one of the 50% of SWEL items requiring such verification)?

Pipe is adequately supported at ~24" on either side of the valve.

Y	N
<input type="checkbox"/>	<input checked="" type="checkbox"/>

2. Is the anchorage free of bent, broken, missing or loose hardware?

Y	N	U	N/A
<input type="checkbox"/>	<input type="checkbox"/>	<input type="checkbox"/>	<input checked="" type="checkbox"/>

3. Is the anchorage free of corrosion that is more than mild surface oxidation?

Y	N	U	N/A
<input type="checkbox"/>	<input type="checkbox"/>	<input type="checkbox"/>	<input checked="" type="checkbox"/>

4. Is the anchorage free of visible cracks in the concrete near the anchors?

Y	N	U	N/A
<input type="checkbox"/>	<input type="checkbox"/>	<input type="checkbox"/>	<input checked="" type="checkbox"/>

5. Is the anchorage configuration consistent with plant documentation?
(Note: This question only applies if the item is one of the 50% for which an anchorage configuration verification is required.)

Y	N	U	N/A
<input type="checkbox"/>	<input type="checkbox"/>	<input type="checkbox"/>	<input checked="" type="checkbox"/>

6. Based on the above anchorage evaluations, is the anchorage free of potentially adverse seismic conditions?

Y	N	U
<input checked="" type="checkbox"/>	<input type="checkbox"/>	<input type="checkbox"/>

Status **Y** N U

Seismic Walkdown Checklist (SWC)

Equipment ID No. hp2c Equip. Class 8A. Motor-Operated Valves

Equipment Description MOTOR OPERATED VALVE HP-2C

Interaction Effects

7. Are soft targets free from impact by nearby equipment or structures?

Y	N	U	N/A
X			

8. Are overhead equipment, distribution systems, ceiling tiles and lighting, and masonry block walls not likely to collapse onto the equipment?

Y	N	U	N/A
X			

9. Do attached lines have adequate flexibility to avoid damage?

Attached lines were found with adequate flexibility.

Y	N	U	N/A
X			

10. Based on the above seismic interaction evaluations, is equipment free of potentially adverse seismic interaction effects?

Y	N	U
X		


Other Adverse Conditions

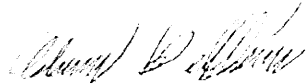
11. Have you looked for and found no other seismic conditions that could adversely affect the safety functions of the equipment?

Y	N	U
X		

Comments (Additional pages may be added as necessary)

Evaluated by:


Eddie M. Guerra Date: 7/25/2012


Adam L. Helffrich Date: 7/25/2012


Status **Y** N U

Seismic Walkdown Checklist (SWC)

Equipment ID No. hp2c Equip. Class 8A. Motor-Operated Valves

Equipment Description MOTOR OPERATED VALVE HP-2C

Other supporting or relevant documents and photos (if any):



HP2C General
General view of component

Status Y N U

Seismic Walkdown Checklist (SWC)

Equipment ID No. HV5314 Equip. Class 0. Other

Equipment Description MOTOR-OPERATED DAMPER HV 5314

Location: Bldg. AUXB Floor El. 623 Room 515

Manufacturer, Model, Etc. _____

Instructions for Completing Checklist

This checklist may be used to document the results of the Seismic Walkdown of an item of equipment on the SWEL. The space below each of the following questions may be used to record the results of judgments and findings. Additional space is provided at the end of this checklist for documenting other comments.

Anchorage

1. Is the anchorage configuration verification required (i.e., is the item one of the 50% of SWEL items requiring such verification)?

HSS 6x6 rack anchored to floor and wall found in adequate condition. Damper attached to rack with four 1/2" diameter bolts.

Y	N
X	X

2. Is the anchorage free of bent, broken, missing or loose hardware?

Y	N	U	N/A
X			

3. Is the anchorage free of corrosion that is more than mild surface oxidation?

Y	N	U	N/A
X			

4. Is the anchorage free of visible cracks in the concrete near the anchors?

Y	N	U	N/A
X			

5. Is the anchorage configuration consistent with plant documentation?

(Note: This question only applies if the item is one of the 50% for which an anchorage configuration verification is required.)

Y	N	U	N/A
			X

6. Based on the above anchorage evaluations, is the anchorage free of potentially adverse seismic conditions?

Y	N	U
X		

Status **Y** N U

Seismic Walkdown Checklist (SWC)

Equipment ID No. HV5314 Equip. Class 0. Other

Equipment Description MOTOR-OPERATED DAMPER HV 5314

Interaction Effects

7. Are soft targets free from impact by nearby equipment or structures?

Y	N	U	N/A
X			

8. Are overhead equipment, distribution systems, ceiling tiles and lighting, and masonry block walls not likely to collapse onto the equipment?

Y	N	U	N/A
X			

9. Do attached lines have adequate flexibility to avoid damage?
Flexible lines attached to component found in good condition.

Y	N	U	N/A
X			

10. Based on the above seismic interaction evaluations, is equipment free of potentially adverse seismic interaction effects?


Y	N	U
X		


Other Adverse Conditions

11. Have you looked for and found no other seismic conditions that could adversely affect the safety functions of the equipment?

Y	N	U
X		

Comments (Additional pages may be added as necessary)

Evaluated by:  Date: 7/25/2012
Eddie M. Guerra


 Date: 7/25/2012
Adam L. Helffrich

Status Y N U


Seismic Walkdown Checklist (SWC)

Equipment ID No. HV5314 Equip. Class 0. Other

Equipment Description MOTOR-OPERATED DAMPER HV 5314
Other supporting or relevant documents and photos (if any):



HV5314 Plate
ID Plate of component



HV5314 General
General view of component

Status Y N U

Seismic Walkdown Checklist (SWC)

Equipment ID No. HV5314 Equip. Class 0. Other

Equipment Description MOTOR-OPERATED DAMPER HV 5314



HV5314 anchorage
View of anchorage

Status **Y** N U

Seismic Walkdown Checklist (SWC)

Equipment ID No. IA-636 Equip. Class 7. Pneumatic-Operated Valves

Equipment Description IA PCV FOR MU66A

Location: Bldg. AUXB Floor El. 565 Room 208

Manufacturer, Model, Etc. _____

Instructions for Completing Checklist

This checklist may be used to document the results of the Seismic Walkdown of an item of equipment on the SWEL. The space below each of the following questions may be used to record the results of judgments and findings. Additional space is provided at the end of this checklist for documenting other comments.

Anchorage

1. Is the anchorage configuration verification required (i.e., is the item one of the 50% of SWEL items requiring such verification)?

Small solenoid valve on strut channel, which is attached to concrete wall.

Y	N
	X

2. Is the anchorage free of bent, broken, missing or loose hardware?

Y	N	U	N/A
			X

3. Is the anchorage free of corrosion that is more than mild surface oxidation?

Y	N	U	N/A
			X

4. Is the anchorage free of visible cracks in the concrete near the anchors?

Y	N	U	N/A
			X

5. Is the anchorage configuration consistent with plant documentation?
(Note: This question only applies if the item is one of the 50% for which an anchorage configuration verification is required.)

Y	N	U	N/A
			X

6. Based on the above anchorage evaluations, is the anchorage free of potentially adverse seismic conditions?

Y	N	U
X		

Status Y N U

Seismic Walkdown Checklist (SWC)

Equipment ID No. IA-636 Equip. Class 7. Pneumatic-Operated Valves

Equipment Description IA PCV FOR MU66A

Interaction Effects

7. Are soft targets free from impact by nearby equipment or structures?

Y	N	U	N/A
X			

8. Are overhead equipment, distribution systems, ceiling tiles and lighting, and masonry block walls not likely to collapse onto the equipment?

Y	N	U	N/A
X			

9. Do attached lines have adequate flexibility to avoid damage?

Attached lines were found with adequate flexibility.

Y	N	U	N/A
X			

10. Based on the above seismic interaction evaluations, is equipment free of potentially adverse seismic interaction effects?


Y	N	U
X		


Other Adverse Conditions

11. Have you looked for and found no other seismic conditions that could adversely affect the safety functions of the equipment?

Y	N	U
X		

Comments (Additional pages may be added as necessary)

Evaluated by:  Date: 7/25/2012
Eddie M. Guerra

 Date: 7/25/2012
Adam L. Helffrich


Status Y N U

Seismic Walkdown Checklist (SWC)

Equipment ID No. IA-636 Equip. Class 7. Pneumatic-Operated Valves

Equipment Description IA PCV FOR MU66A

Other supporting or relevant documents and photos (if any):



IA-636 Plate and General
General view of component

Status Y N U

Seismic Walkdown Checklist (SWC)

Equipment ID No. ICS11A Equip. Class 7. Pneumatic-Operated Valves

Equipment Description ICS11A Atmosphere vent valve

Location: Bldg. AUXB Floor El. 643 Room 602

Manufacturer, Model, Etc. _____

Instructions for Completing Checklist

This checklist may be used to document the results of the Seismic Walkdown of an item of equipment on the SWEL. The space below each of the following questions may be used to record the results of judgments and findings. Additional space is provided at the end of this checklist for documenting other comments.

Anchorage

1. Is the anchorage configuration verification required (i.e., is the item one of the 50% of SWEL items requiring such verification)?
Top and bottom of valve found to be restrained. No degraded condition found.

Y	N
X	X

2. Is the anchorage free of bent, broken, missing or loose hardware?

Y	N	U	N/A
X			

3. Is the anchorage free of corrosion that is more than mild surface oxidation?

Y	N	U	N/A
X			

4. Is the anchorage free of visible cracks in the concrete near the anchors?

Y	N	U	N/A
X			

5. Is the anchorage configuration consistent with plant documentation?
(Note: This question only applies if the item is one of the 50% for which an anchorage configuration verification is required.)

Y	N	U	N/A
			X

6. Based on the above anchorage evaluations, is the anchorage free of potentially adverse seismic conditions?

Y	N	U
X		

Status **Y** N U

Seismic Walkdown Checklist (SWC)

Equipment ID No. ICS11A Equip. Class 7. Pneumatic-Operated Valves

Equipment Description ICS11A Atmosphere vent valve

Interaction Effects

7. Are soft targets free from impact by nearby equipment or structures?

Y	N	U	N/A
X			

8. Are overhead equipment, distribution systems, ceiling tiles and lighting, and masonry block walls not likely to collapse onto the equipment?

Y	N	U	N/A
X			

9. Do attached lines have adequate flexibility to avoid damage?
Flexible lines found with adequate flexibility.

Y	N	U	N/A
X			

10. Based on the above seismic interaction evaluations, is equipment free of potentially adverse seismic interaction effects?


Y	N	U
X		


Other Adverse Conditions

11. Have you looked for and found no other seismic conditions that could adversely affect the safety functions of the equipment?

Y	N	U
X		

Comments (Additional pages may be added as necessary)

Evaluated by:  Date: 7/25/2012
Eddie M. Guerra

 Date: 7/25/2012
Adam L. Helffrich


Status Y N U

Seismic Walkdown Checklist (SWC)

Equipment ID No. ICS11A Equip. Class 7. Pneumatic-Operated Valves

Equipment Description ICS11A Atmosphere vent valve

Other supporting or relevant documents and photos (if any):



ICS11A Plate
ID Plate of component




ICS11A General
General view of component

Status Y N U

Seismic Walkdown Checklist (SWC)

Equipment ID No. ICS11A Equip. Class 7. Pneumatic-Operated Valves

Equipment Description ICS11A Atmosphere vent valve



ICS11A brace2
Brace support for component




ICS11A brace
Brace support for component

Status Y N U

Seismic Walkdown Checklist (SWC)

Equipment ID No. ICS11A Equip. Class 7. Pneumatic-Operated Valves

Equipment Description ICS11A Atmosphere vent valve



ICS11A anchor
View of anchorage



Status **Y** N U

Seismic Walkdown Checklist (SWC)

Equipment ID No. K5-1 Equip. Class 17. Engine Generators

Equipment Description Diesel Generator

Location: Bldg. AUXB Floor El. 585 Room 318

Manufacturer, Model, Etc. _____

Instructions for Completing Checklist

This checklist may be used to document the results of the Seismic Walkdown of an item of equipment on the SWEL. The space below each of the following questions may be used to record the results of judgments and findings. Additional space is provided at the end of this checklist for documenting other comments.

Anchorage

1. Is the anchorage configuration verification required (i.e., is the item one of the 50% of SWEL items requiring such verification)?

Y	N
X	

2. Is the anchorage free of bent, broken, missing or loose hardware?
Equipment found to be stitch welded to base.

Y	N	U	N/A
X			

3. Is the anchorage free of corrosion that is more than mild surface oxidation?

Y	N	U	N/A
X			

4. Is the anchorage free of visible cracks in the concrete near the anchors?

Y	N	U	N/A
X			

5. Is the anchorage configuration consistent with plant documentation?
(Note: This question only applies if the item is one of the 50% for which an anchorage configuration verification is required.)

Anchorage detail found to be consistent with the presented in SQUG calc C-CSS-K5-1. 16 - 1 1/4" cast-in place bolts spaced around 5ft each.

Y	N	U	N/A
X			

6. Based on the above anchorage evaluations, is the anchorage free of potentially adverse seismic conditions?

Y	N	U
X		

Status **Y** N U

Seismic Walkdown Checklist (SWC)

Equipment ID No. K5-1 Equip. Class 17. Engine Generators

Equipment Description Diesel Generator

Interaction Effects

7. Are soft targets free from impact by nearby equipment or structures?

Y	N	U	N/A
X			

8. Are overhead equipment, distribution systems, ceiling tiles and lighting, and masonry block walls not likely to collapse onto the equipment?

Seismic capacity of block walls in the area verified.

Associated block walls identified as: 308D, 309D, 310D, 311D, 338D

See Appendix C from report for references. Identified as seismically adequate.

Y	N	U	N/A
X			

9. Do attached lines have adequate flexibility to avoid damage?

Y	N	U	N/A
X			

10. Based on the above seismic interaction evaluations, is equipment free of potentially adverse seismic interaction effects?

Y	N	U
X		


Other Adverse Conditions

11. Have you looked for and found no other seismic conditions that could adversely affect the safety functions of the equipment?


Y	N	U
X		

Comments (Additional pages may be added as necessary)

Evaluated by:


Eddie M. Guerra

Date: 7/25/2012


Adam L. Helffrich

Date: 7/25/2012

Status: **Y** N U

Seismic Walkdown Checklist (SWC)

Equipment ID No. K5-2 Equip. Class 17. Engine Generators

Equipment Description Diesel Generator

Location: Bldg. AUXB Floor El. 585 Room 319

Manufacturer, Model, Etc. _____

Instructions for Completing Checklist

This checklist may be used to document the results of the Seismic Walkdown of an item of equipment on the SWEL. The space below each of the following questions may be used to record the results of judgments and findings. Additional space is provided at the end of this checklist for documenting other comments.

Anchorage

1. Is the anchorage configuration verification required (i.e., is the item one of the 50% of SWEL items requiring such verification)?

Y	N
X	

2. Is the anchorage free of bent, broken, missing or loose hardware?
Equipment found to be stitch welded to base.

Y	N	U	N/A
X			

3. Is the anchorage free of corrosion that is more than mild surface oxidation?

Y	N	U	N/A
X			

4. Is the anchorage free of visible cracks in the concrete near the anchors?

Y	N	U	N/A
X			

5. Is the anchorage configuration consistent with plant documentation?
(Note: This question only applies if the item is one of the 50% for which an anchorage configuration verification is required.)

Anchorage detail found to be consistent with the presented in SQUG calc C-CSS-K5-2. 16 - 1 1/4" cast-in place bolts spaced around 5ft each.

Y	N	U	N/A
X			

6. Based on the above anchorage evaluations, is the anchorage free of potentially adverse seismic conditions?

Y	N	U
X		

Status **Y** N U

Seismic Walkdown Checklist (SWC)

Equipment ID No. K5-2 Equip. Class 17. Engine Generators

Equipment Description Diesel Generator

Interaction Effects

7. Are soft targets free from impact by nearby equipment or structures?

Y	N	U	N/A
X			

8. Are overhead equipment, distribution systems, ceiling tiles and lighting, and masonry block walls not likely to collapse onto the equipment?

Seismic capacity of block walls in the area verified.

Block wall 304D verified to be to be seismically adequate based on ref. VBW12-B001-064, Rev 8 (8/26/87).

9. Do attached lines have adequate flexibility to avoid damage?

Y	N	U	N/A
X			

Y	N	U	N/A
X			

10. Based on the above seismic interaction evaluations, is equipment free of potentially adverse seismic interaction effects?


Y	N	U
X		


Other Adverse Conditions

11. Have you looked for and found no other seismic conditions that could adversely affect the safety functions of the equipment?

Y	N	U
X		

Comments (Additional pages may be added as necessary)

Evaluated by:  Date: 7/25/2012
Eddie M. Guerra

 Date: 7/25/2012
Adam L. Helffrich

Status Y N U

Seismic Walkdown Checklist (SWC)


Equipment ID No. K5-2 Equip. Class 17. Engine Generators

Equipment Description Diesel Generator

Other supporting or relevant documents and photos (if any):



K5-2 plate
ID Plate of component




K5-2 general
General view of component

Status Y N U

Seismic Walkdown Checklist (SWC)

Equipment ID No. K5-2 Equip. Class 17. Engine Generators

Equipment Description Diesel Generator



K5-2 anchor bolt
Partial view of anchorage, view is typical of all anchors

Status: Y N U

Seismic Walkdown Checklist (SWC)

Equipment ID No. L311 Equip. Class 20a. Inst. in control panel/cabinet

Equipment Description LOGIC CHANNEL 1 MODULE L311

Location: Bldg. AUXB Floor El. 623 Room 502

Manufacturer, Model, Etc. _____

Instructions for Completing Checklist

This checklist may be used to document the results of the Seismic Walkdown of an item of equipment on the SWEL. The space below each of the following questions may be used to record the results of judgments and findings. Additional space is provided at the end of this checklist for documenting other comments.

Anchorage

1. Is the anchorage configuration verification required (i.e., is the item one of the 50% of SWEL items requiring such verification)?

Y	N
	X

Inside of panel C5762C. While anchorage of the panel is external to the panel, they are covered by a trip protection covering that could not be removed.

Anchorage condition based on SQUG calc C-CSS-C5762C.

2. Is the anchorage free of bent, broken, missing or loose hardware?

Y	N	U	N/A
X			

3. Is the anchorage free of corrosion that is more than mild surface oxidation?

Y	N	U	N/A
X			

4. Is the anchorage free of visible cracks in the concrete near the anchors?

Y	N	U	N/A
X			

5. Is the anchorage configuration consistent with plant documentation?

(Note: This question only applies if the item is one of the 50% for which an anchorage configuration verification is required.)

Y	N	U	N/A
			X

6. Based on the above anchorage evaluations, is the anchorage free of potentially adverse seismic conditions?

Y	N	U
X		

C-CSS-C5762C calculations indicate that MOD95-0032 resolves anchorage concerns and cabinet bolting issues. It was verified that the adjacent panels are connected at the top.

Anchorage adequacy deemed seismically adequate.

Based on good condition of panel and SQUG SEWS, anchorage is judged to be in adequate condition.

Status **Y** N U

Seismic Walkdown Checklist (SWC)

Equipment ID No. L311 Equip. Class 20a. Inst. in control panel/cabinet

Equipment Description LOGIC CHANNEL 1 MODULE L311

Interaction Effects

7. Are soft targets free from impact by nearby equipment or structures?

Y	N	U	N/A
X			

8. Are overhead equipment, distribution systems, ceiling tiles and lighting, and masonry block walls not likely to collapse onto the equipment?

Y	N	U	N/A
X			

9. Do attached lines have adequate flexibility to avoid damage?

Y	N	U	N/A
X			

10. Based on the above seismic interaction evaluations, is equipment free of potentially adverse seismic interaction effects?

Y	N	U
X		


Other Adverse Conditions


11. Have you looked for and found no other seismic conditions that could adversely affect the safety functions of the equipment?

Y	N	U
X		

Comments (Additional pages may be added as necessary)

Evaluated by:


Eddie M. Guerra Date: 7/25/2012


Adam L. Helffrich Date: 7/25/2012


Status **Y** N U

Seismic Walkdown Checklist (SWC)

Equipment ID No. L311 Equip. Class 20a. Inst. in control panel/cabinet

Equipment Description LOGIC CHANNEL 1 MODULE L311

Other supporting or relevant documents and photos (if any):



L311
General view of component

Status Y N U


Seismic Walkdown Checklist (SWC)

Equipment ID No. L311 Equip. Class 20a. Inst. in control panel/cabinet

Equipment Description LOGIC CHANNEL 1 MODULE L311



L311-511 cabinet
General View of Cabinet housing components




L311-511 cabinets bolted together inbetween
Cabinets are bolted together in the middle

Status Y N U


Seismic Walkdown Checklist (SWC)

Equipment ID No. L311 Equip. Class 20a. Inst. in control panel/cabinet

Equipment Description LOGIC CHANNEL 1 MODULE L311



L311-511 cabinets welded together on left
Cabinets are welded together on the left side



L311-511 cabinets welded together on right
Cabinets are welded together on the right side

Status: Y N U

Seismic Walkdown Checklist (SWC)

Equipment ID No. L511 Equip. Class 20a. Inst. in control panel/cabinet

Equipment Description LOGIC CHANNEL 1 MODULE L511

Location: Bldg. AUXB Floor El. 623 Room 502

Manufacturer, Model, Etc. _____

Instructions for Completing Checklist

This checklist may be used to document the results of the Seismic Walkdown of an item of equipment on the SWEL. The space below each of the following questions may be used to record the results of judgments and findings. Additional space is provided at the end of this checklist for documenting other comments.

Anchorage

1. Is the anchorage configuration verification required (i.e., is the item one of the 50% of SWEL items requiring such verification)?

Y	N
X	X

Inside of panel C5762C. While anchorage of the panel is external to the panel, they are covered by a trip protection covering that could not be removed. Anchorage condition based on SQUG calc C-CSS-C5762C.

2. Is the anchorage free of bent, broken, missing or loose hardware?

Y	N	U	N/A
X			

3. Is the anchorage free of corrosion that is more than mild surface oxidation?

Y	N	U	N/A
X			

4. Is the anchorage free of visible cracks in the concrete near the anchors?

Y	N	U	N/A
X			

5. Is the anchorage configuration consistent with plant documentation?

(Note: This question only applies if the item is one of the 50% for which an anchorage configuration verification is required.)

Y	N	U	N/A
			X

6. Based on the above anchorage evaluations, is the anchorage free of potentially adverse seismic conditions?

Y	N	U
X		

C-CSS-C5762C calculations indicate that MOD95-0032 resolves anchorage concerns and cabinet bolting issues. It was verified that the adjacent panels are connected at the top.

Anchorage adequacy deemed seismically adequate.

Based on good condition of panel and SQUG SEWS, anchorage is judged to be in adequate condition.

Status **Y** N U

Seismic Walkdown Checklist (SWC)

Equipment ID No. L511 Equip. Class 20a. Inst. in control panel/cabinet

Equipment Description LOGIC CHANNEL 1 MODULE L511

Interaction Effects

7. Are soft targets free from impact by nearby equipment or structures?

Y	N	U	N/A
X			

8. Are overhead equipment, distribution systems, ceiling tiles and lighting, and masonry block walls not likely to collapse onto the equipment?

Y	N	U	N/A
X			

9. Do attached lines have adequate flexibility to avoid damage?

Y	N	U	N/A
X			

10. Based on the above seismic interaction evaluations, is equipment free of potentially adverse seismic interaction effects?


Y	N	U
X		


Other Adverse Conditions

11. Have you looked for and found no other seismic conditions that could adversely affect the safety functions of the equipment?

Y	N	U
X		

Comments (Additional pages may be added as necessary)

Evaluated by:  Date: 7/25/2012
Eddie M. Guerra

 Date: 7/25/2012
Adam L. Helffrich


Status **Y** N U

Seismic Walkdown Checklist (SWC)

Equipment ID No. L511 Equip. Class 20a. Inst. in control panel/cabinet

Equipment Description LOGIC CHANNEL 1 MODULE L511

Other supporting or relevant documents and photos (if any):



L511
General view of component

Status Y N U


Seismic Walkdown Checklist (SWC)

Equipment ID No. L511 Equip. Class 20a. Inst. in control panel/cabinet

Equipment Description LOGIC CHANNEL 1 MODULE L511



L311-511 cabinet
General View of Cabinet housing components




L311-511 cabinets bolted together in between
Cabinets are bolted together in the middle

Status **Y** N U

Seismic Walkdown Checklist (SWC)

Equipment ID No. L511 Equip. Class 20a. Inst. in control panel/cabinet

Equipment Description LOGIC CHANNEL 1 MODULE L511



L311-511 cabinets welded together on left
Cabinets are welded together on the left side



L311-511 cabinets welded together on right
Cabinets are welded together on the right side

Status: **Y** N U

Seismic Walkdown Checklist (SWC)

Equipment ID No. LI-1525A Equip. Class 20. Instrument and Control Panels

Equipment Description BWST LEVEL INDICATOR INSIDE PNL C5716

Location: Bldg. AUXB Floor El. 623 Room 502

Manufacturer, Model, Etc. _____

Instructions for Completing Checklist

This checklist may be used to document the results of the Seismic Walkdown of an item of equipment on the SWEL. The space below each of the following questions may be used to record the results of judgments and findings. Additional space is provided at the end of this checklist for documenting other comments.

Anchorage

- | | | | |
|--------------------------|-------------------------------------|--|--|
| Y | N | | |
| <input type="checkbox"/> | <input checked="" type="checkbox"/> | | |
1. Is the anchorage configuration verification required (i.e., is the item one of the 50% of SWEL items requiring such verification)?
Anchorage could not be verified due to mastic covering bottom of panel.
- | | | | |
|-------------------------------------|--------------------------|--------------------------|--------------------------|
| Y | N | U | N/A |
| <input checked="" type="checkbox"/> | <input type="checkbox"/> | <input type="checkbox"/> | <input type="checkbox"/> |
2. Is the anchorage free of bent, broken, missing or loose hardware?
- | | | | |
|-------------------------------------|--------------------------|--------------------------|--------------------------|
| Y | N | U | N/A |
| <input checked="" type="checkbox"/> | <input type="checkbox"/> | <input type="checkbox"/> | <input type="checkbox"/> |
3. Is the anchorage free of corrosion that is more than mild surface oxidation?
- | | | | |
|-------------------------------------|--------------------------|--------------------------|--------------------------|
| Y | N | U | N/A |
| <input checked="" type="checkbox"/> | <input type="checkbox"/> | <input type="checkbox"/> | <input type="checkbox"/> |
4. Is the anchorage free of visible cracks in the concrete near the anchors?
- | | | | |
|-------------------------------------|--------------------------|--------------------------|--------------------------|
| Y | N | U | N/A |
| <input checked="" type="checkbox"/> | <input type="checkbox"/> | <input type="checkbox"/> | <input type="checkbox"/> |
5. Is the anchorage configuration consistent with plant documentation?
(Note: This question only applies if the item is one of the 50% for which an anchorage configuration verification is required.)
- | | | | |
|--------------------------|--------------------------|--------------------------|-------------------------------------|
| Y | N | U | N/A |
| <input type="checkbox"/> | <input type="checkbox"/> | <input type="checkbox"/> | <input checked="" type="checkbox"/> |
6. Based on the above anchorage evaluations, is the anchorage free of potentially adverse seismic conditions?
- | | | |
|-------------------------------------|--------------------------|--------------------------|
| Y | N | U |
| <input checked="" type="checkbox"/> | <input type="checkbox"/> | <input type="checkbox"/> |

Status **Y** N U

Seismic Walkdown Checklist (SWC)

Equipment ID No. LI-1525A Equip. Class 20. Instrument and Control Panels

Equipment Description BWST LEVEL INDICATOR INSIDE PNL C5716

Interaction Effects

7. Are soft targets free from impact by nearby equipment or structures?

Y	N	U	N/A
X			

8. Are overhead equipment, distribution systems, ceiling tiles and lighting, and masonry block walls not likely to collapse onto the equipment?

Y	N	U	N/A
X			

*Seismic capacity of block walls in the area verified
Block walls in room 502 found to be seismically adequate per 80-11 documentation.
Refer to Appendix C for list of walls associated to component.*

9. Do attached lines have adequate flexibility to avoid damage?

Y	N	U	N/A
X			

10. Based on the above seismic interaction evaluations, is equipment free of potentially adverse seismic interaction effects?


Y	N	U
X		


Other Adverse Conditions

11. Have you looked for and found no other seismic conditions that could adversely affect the safety functions of the equipment?

Y	N	U
X		

Comments (Additional pages may be added as necessary)

Evaluated by:  Date: 7/25/2012
Eddie M. Guerra

 Date: 7/25/2012
Adam L. Helffrich


Status **Y** N U

Seismic Walkdown Checklist (SWC)

Equipment ID No. LI-1525A Equip. Class 20. Instrument and Control Panels

Equipment Description BWST LEVEL INDICATOR INSIDE PNL C5716

Other supporting or relevant documents and photos (if any):



LI1525A Plate and General
Overall view of component and anchorage

Status **(Y)** N U

Seismic Walkdown Checklist (SWC)

Equipment ID No. LSHHSP9B6 Equip. Class 18. Instrument (on) Racks

Equipment Description SG1 LEVEL SWITCH SP9B6

Location: Bldg. AUXB Floor El. 623 Room 502

Manufacturer, Model, Etc. _____

Instructions for Completing Checklist

This checklist may be used to document the results of the Seismic Walkdown of an item of equipment on the SWEL. The space below each of the following questions may be used to record the results of judgments and findings. Additional space is provided at the end of this checklist for documenting other comments.

Anchorage

- | | | | |
|--------------------------|-------------------------------------|--|--|
| Y | N | | |
| <input type="checkbox"/> | <input checked="" type="checkbox"/> | | |
1. Is the anchorage configuration verification required (i.e., is the item one of the 50% of SWEL items requiring such verification)?
This switch is inside panel C5761A.
- | | | | |
|-------------------------------------|--------------------------|--------------------------|--------------------------|
| Y | N | U | N/A |
| <input checked="" type="checkbox"/> | <input type="checkbox"/> | <input type="checkbox"/> | <input type="checkbox"/> |
2. Is the anchorage free of bent, broken, missing or loose hardware?
- | | | | |
|-------------------------------------|--------------------------|--------------------------|--------------------------|
| Y | N | U | N/A |
| <input checked="" type="checkbox"/> | <input type="checkbox"/> | <input type="checkbox"/> | <input type="checkbox"/> |
3. Is the anchorage free of corrosion that is more than mild surface oxidation?
- | | | | |
|-------------------------------------|--------------------------|--------------------------|--------------------------|
| Y | N | U | N/A |
| <input checked="" type="checkbox"/> | <input type="checkbox"/> | <input type="checkbox"/> | <input type="checkbox"/> |
4. Is the anchorage free of visible cracks in the concrete near the anchors?
- | | | | |
|-------------------------------------|--------------------------|--------------------------|--------------------------|
| Y | N | U | N/A |
| <input checked="" type="checkbox"/> | <input type="checkbox"/> | <input type="checkbox"/> | <input type="checkbox"/> |
5. Is the anchorage configuration consistent with plant documentation?
(Note: This question only applies if the item is one of the 50% for which an anchorage configuration verification is required.)
- | | | | |
|--------------------------|--------------------------|--------------------------|-------------------------------------|
| Y | N | U | N/A |
| <input type="checkbox"/> | <input type="checkbox"/> | <input type="checkbox"/> | <input checked="" type="checkbox"/> |
6. Based on the above anchorage evaluations, is the anchorage free of potentially adverse seismic conditions?
- | | | |
|-------------------------------------|--------------------------|--------------------------|
| Y | N | U |
| <input checked="" type="checkbox"/> | <input type="checkbox"/> | <input type="checkbox"/> |

Status **Y** N U

Seismic Walkdown Checklist (SWC)

Equipment ID No. LSHHSP9B6 Equip. Class 18. Instrument (on) Racks

Equipment Description SG1 LEVEL SWITCH SP9B6

Interaction Effects

7. Are soft targets free from impact by nearby equipment or structures?

Adjacent panels connected at top.

End panels have 3" gap and also top connected by conduit.

Y	N	U	N/A
X			

8. Are overhead equipment, distribution systems, ceiling tiles and lighting, and masonry block walls not likely to collapse onto the equipment?

Y	N	U	N/A
X			

9. Do attached lines have adequate flexibility to avoid damage?

Y	N	U	N/A
X			

10. Based on the above seismic interaction evaluations, is equipment free of potentially adverse seismic interaction effects?

Y	N	U
X		


Other Adverse Conditions

11. Have you looked for and found no other seismic conditions that could adversely affect the safety functions of the equipment?


Y	N	U
X		

Comments (Additional pages may be added as necessary)

Evaluated by:


Eddie M. Guerra

Date: 7/25/2012


Adam L. Helffrich

Date: 7/25/2012


Status Y N U

Seismic Walkdown Checklist (SWC)

Equipment ID No. LSHHSP9B6 Equip. Class 18. Instrument (on) Racks

Equipment Description SG1 LEVEL SWITCH SP9B6

Other supporting or relevant documents and photos (if any):



SP9B9-073 Switch
View of component inside cabinet



SP9B9-073
General view of component

Status Y N U

Seismic Walkdown Checklist (SWC)

Equipment ID No. LSHHSP9B6 Equip. Class 18. Instrument (on) Racks

Equipment Description SG1 LEVEL SWITCH SP9B6



SP9B9-073 bolted at top
Cabinet is bolted to adjacent cabinet at the top

Status **Y** N U

Seismic Walkdown Checklist (SWC)

Equipment ID No. LT-1402 Equip. Class 18. Instrument (on) Racks

Equipment Description CC SRG TNK 1-1 SIDE 1 LV TRANS

Location: Bldg. AUXB Floor El. 623 Room 501

Manufacturer, Model, Etc. _____

Instructions for Completing Checklist

This checklist may be used to document the results of the Seismic Walkdown of an item of equipment on the SWEL. The space below each of the following questions may be used to record the results of judgments and findings. Additional space is provided at the end of this checklist for documenting other comments.

Anchorage

- | | | | |
|---|---|--|--|
| Y | N | | |
| X | X | | |
1. Is the anchorage configuration verification required (i.e., is the item one of the 50% of SWEL items requiring such verification)?
-
- | | | | |
|---|---|---|-----|
| Y | N | U | N/A |
| X | | | |
2. Is the anchorage free of bent, broken, missing or loose hardware?
Mounted on ~24" tall HSS 6x6 cantilever rack, which is anchored to the floor by four 1/2" diameter anchor bolts.
-
- | | | | |
|---|---|---|-----|
| Y | N | U | N/A |
| X | | | |
3. Is the anchorage free of corrosion that is more than mild surface oxidation?
-
- | | | | |
|---|---|---|-----|
| Y | N | U | N/A |
| X | | | |
4. Is the anchorage free of visible cracks in the concrete near the anchors?
While spalling of grout pad on one side was observed, it was judged adequate since the loads are very small (~<50 lbs)
-
- | | | | |
|---|---|---|-----|
| Y | N | U | N/A |
| | | | X |
5. Is the anchorage configuration consistent with plant documentation?
(Note: This question only applies if the item is one of the 50% for which an anchorage configuration verification is required.)
-
- | | | | |
|---|---|---|--|
| Y | N | U | |
| X | | | |
6. Based on the above anchorage evaluations, is the anchorage free of potentially adverse seismic conditions?

Status **Y** N U

Seismic Walkdown Checklist (SWC)

Equipment ID No. LT-1402 Equip. Class 18. Instrument (on) Racks

Equipment Description CC SRG TNK 1-1 SIDE 1 LV TRANS

Interaction Effects

7. Are soft targets free from impact by nearby equipment or structures?

Y	N	U	N/A
X			

8. Are overhead equipment, distribution systems, ceiling tiles and lighting, and masonry block walls not likely to collapse onto the equipment?

Y	N	U	N/A
X			

9. Do attached lines have adequate flexibility to avoid damage?

Attached flexible lines found in adequate condition.

Y	N	U	N/A
X			

10. Based on the above seismic interaction evaluations, is equipment free of potentially adverse seismic interaction effects?

Y	N	U
X		

Other Adverse Conditions


11. Have you looked for and found no other seismic conditions that could adversely affect the safety functions of the equipment?

Y	N	U
X		


Comments (Additional pages may be added as necessary)

Anchor spacing to adjacent rack found acceptable by engineering judgement and small demand loads.

Evaluated by:


Eddie M. Guerra

Date: 7/25/2012


Adam L. Helffrich

Date: 7/25/2012

Status **Y** N U

Seismic Walkdown Checklist (SWC)


Equipment ID No. LT-1402 Equip. Class 18. Instrument (on) Racks

Equipment Description CC SRG TNK 1-1 SIDE 1 LV TRANS

Other supporting or relevant documents and photos (if any):



LT1402 Plate
ID Plate of component



LT1402 General
General view of component

Status **Y** N U

Seismic Walkdown Checklist (SWC)

Equipment ID No. LT-1402 Equip. Class 18. Instrument (on) Racks

Equipment Description CC SRG TNK 1-1 SIDE 1 LV TRANS



LT1402 anchorage
View of anchorage



LT1402 Spalled Grout on Anchor
Grout around base plate has crumbled away

Status **(Y)** N U

Seismic Walkdown Checklist (SWC)

Equipment ID No. LT-2787 Equip. Class 18. Instrument (on) Racks

Equipment Description EDG DAY TANK 1-1 LVL TRANSMITT

Location: Bldg. AUXB Floor El. 585 Room 318

Manufacturer, Model, Etc. _____

Instructions for Completing Checklist

This checklist may be used to document the results of the Seismic Walkdown of an item of equipment on the SWEL. The space below each of the following questions may be used to record the results of judgments and findings. Additional space is provided at the end of this checklist for documenting other comments.

Anchorage

1. Is the anchorage configuration verification required (i.e., is the item one of the 50% of SWEL items requiring such verification)?

Y	N
	X

Transmitter mounted with 4-3/8" diameter bolts to a wall mounted HSS 6x6, which is anchored to wall with 4-1/2" diameter anchor bolts.

No degraded conditions found for the wall mounting supporting the transmitter.

2. Is the anchorage free of bent, broken, missing or loose hardware?

Y	N	U	N/A
X			

3. Is the anchorage free of corrosion that is more than mild surface oxidation?

Y	N	U	N/A
X			

4. Is the anchorage free of visible cracks in the concrete near the anchors?

Y	N	U	N/A
X			

5. Is the anchorage configuration consistent with plant documentation?

(Note: This question only applies if the item is one of the 50% for which an anchorage configuration verification is required.)

Y	N	U	N/A
			X

6. Based on the above anchorage evaluations, is the anchorage free of potentially adverse seismic conditions?

Y	N	U
X		

Status **Y** N U

Seismic Walkdown Checklist (SWC)

Equipment ID No. LT-2787 Equip. Class 18. Instrument (on) Racks

Equipment Description EDG DAY TANK 1-1 LVL TRANSMITT

Interaction Effects

7. Are soft targets free from impact by nearby equipment or structures?

Y	N	U	N/A
X			

8. Are overhead equipment, distribution systems, ceiling tiles and lighting, and masonry block walls not likely to collapse onto the equipment?

Y	N	U	N/A
X			

9. Do attached lines have adequate flexibility to avoid damage?

Y	N	U	N/A
X			

10. Based on the above seismic interaction evaluations, is equipment free of potentially adverse seismic interaction effects?

Y	N	U
X		


Other Adverse Conditions


11. Have you looked for and found no other seismic conditions that could adversely affect the safety functions of the equipment?

Y	N	U
X		

Comments (Additional pages may be added as necessary)

Evaluated by:

 Date: 7/25/2012
Eddie M. Guerra

 Date: 7/25/2012
Adam L. Helffrich


Status Y N U

Seismic Walkdown Checklist (SWC)


Equipment ID No. LT-2787 Equip. Class 18. Instrument (on) Racks

Equipment Description EDG DAY TANK 1-1 LVL TRANSMITT

Other supporting or relevant documents and photos (if any):



LT2787 Plate
ID Plate of component



LT2787 General
General view of component

Status: **Y** N U

Seismic Walkdown Checklist (SWC)

Equipment ID No. MS101 Equip. Class 7. Pneumatic-Operated Valves

Equipment Description MS 101 (MSIV SG1)

Location: Bldg. AUXB Floor El. 643 Room 601

Manufacturer, Model, Etc. _____

Instructions for Completing Checklist

This checklist may be used to document the results of the Seismic Walkdown of an item of equipment on the SWEL. The space below each of the following questions may be used to record the results of judgments and findings. Additional space is provided at the end of this checklist for documenting other comments.

Anchorage

1. Is the anchorage configuration verification required (i.e., is the item one of the 50% of SWEL items requiring such verification)?

No degraded conditions identified.

Y	N
X	X

2. Is the anchorage free of bent, broken, missing or loose hardware?

Y	N	U	N/A
X			

3. Is the anchorage free of corrosion that is more than mild surface oxidation?

Y	N	U	N/A
X			

4. Is the anchorage free of visible cracks in the concrete near the anchors?

Y	N	U	N/A
X			

5. Is the anchorage configuration consistent with plant documentation?

(Note: This question only applies if the item is one of the 50% for which an anchorage configuration verification is required.)

Y	N	U	N/A
			X

6. Based on the above anchorage evaluations, is the anchorage free of potentially adverse seismic conditions?

Y	N	U
X		

Status **Y** N U

Seismic Walkdown Checklist (SWC)

Equipment ID No. MS101 Equip. Class 7. Pneumatic-Operated Valves

Equipment Description MS 101 (MSIV SG1)

Interaction Effects

7. Are soft targets free from impact by nearby equipment or structures?

Y	N	U	N/A
X			

8. Are overhead equipment, distribution systems, ceiling tiles and lighting, and masonry block walls not likely to collapse onto the equipment?

Y	N	U	N/A
X			

9. Do attached lines have adequate flexibility to avoid damage?

Y	N	U	N/A
X			

10. Based on the above seismic interaction evaluations, is equipment free of potentially adverse seismic interaction effects?

Y	N	U
X		


Other Adverse Conditions


11. Have you looked for and found no other seismic conditions that could adversely affect the safety functions of the equipment?

Y	N	U
X		

Comments (Additional pages may be added as necessary)

Evaluated by:


Eddie M. Guerra Date: 7/25/2012


Adam L. Helffrich Date: 7/25/2012


Status Y N U

Seismic Walkdown Checklist (SWC)


Equipment ID No. MS101 Equip. Class 7. Pneumatic-Operated Valves

Equipment Description MS 101 (MSIV SG1)

Other supporting or relevant documents and photos (if any):



MS101 general
General view of component



MS101 general2
General view of component

Status Y N U

Seismic Walkdown Checklist (SWC)

Equipment ID No. MS101 Equip. Class 7. Pneumatic-Operated Valves

Equipment Description MS 101 (MSIV SG1)



Ms101 attachment to steam pipe
Valve connection to main steam line

Status Y N U

Seismic Walkdown Checklist (SWC)

Equipment ID No. MS5889A Equip. Class 7. Pneumatic-Operated Valves

Equipment Description AOV MS 5889A

Location: Bldg. AUXB Floor El. 565 Room 237

Manufacturer, Model, Etc. _____

Instructions for Completing Checklist

This checklist may be used to document the results of the Seismic Walkdown of an item of equipment on the SWEL. The space below each of the following questions may be used to record the results of judgments and findings. Additional space is provided at the end of this checklist for documenting other comments.

Anchorage

1. Is the anchorage configuration verification required (i.e., is the item one of the 50% of SWEL items requiring such verification)?

Valve on 6" pipe line with considerable weight.

Pipe span ~8', rigid supports on either side of valve. Valve ~2' from one end.

Y	N
X	

2. Is the anchorage free of bent, broken, missing or loose hardware?

Y	N	U	N/A
X			

3. Is the anchorage free of corrosion that is more than mild surface oxidation?

Y	N	U	N/A
X			

4. Is the anchorage free of visible cracks in the concrete near the anchors?

Y	N	U	N/A
X			

5. Is the anchorage configuration consistent with plant documentation?

(Note: This question only applies if the item is one of the 50% for which an anchorage configuration verification is required.)

Y	N	U	N/A
			X

6. Based on the above anchorage evaluations, is the anchorage free of potentially adverse seismic conditions?

Y	N	U
X		

Status: Y N U

Seismic Walkdown Checklist (SWC)

Equipment ID No. MS5889A Equip. Class 7. Pneumatic-Operated Valves

Equipment Description AOV MS 5889A

Interaction Effects

7. Are soft targets free from impact by nearby equipment or structures?

Y	N	U	N/A
X			

8. Are overhead equipment, distribution systems, ceiling tiles and lighting, and masonry block walls not likely to collapse onto the equipment?

Y	N	U	N/A
X			

9. Do attached lines have adequate flexibility to avoid damage?

Attached lines found with adequate flexibility.

Y	N	U	N/A
X			

10. Based on the above seismic interaction evaluations, is equipment free of potentially adverse seismic interaction effects?


Y	N	U
X		


Other Adverse Conditions

11. Have you looked for and found no other seismic conditions that could adversely affect the safety functions of the equipment?

Y	N	U
X		

Comments (Additional pages may be added as necessary)

Evaluated by:  Date: 7/25/2012
Eddie M. Guerra

 Date: 7/25/2012
Adam L. Helffrich

Status: Y N U

Seismic Walkdown Checklist (SWC)

Equipment ID No. P14-1 Equip. Class 5. Horizontal Pumps

Equipment Description AFP/T-1

Location: Bldg. AUXB Floor El. 565 Room 237

Manufacturer, Model, Etc. _____

Instructions for Completing Checklist

This checklist may be used to document the results of the Seismic Walkdown of an item of equipment on the SWEL. The space below each of the following questions may be used to record the results of judgments and findings. Additional space is provided at the end of this checklist for documenting other comments.

Anchorage

1. Is the anchorage configuration verification required (i.e., is the item one of the 50% of SWEL items requiring such verification)?

Mounted on skid with 8-1 1/2" anchor bolts.

Y	N
X	

2. Is the anchorage free of bent, broken, missing or loose hardware?

Y	N	U	N/A
X			

3. Is the anchorage free of corrosion that is more than mild surface oxidation?

Y	N	U	N/A
X			

4. Is the anchorage free of visible cracks in the concrete near the anchors?

Y	N	U	N/A
X			

5. Is the anchorage configuration consistent with plant documentation?

(Note: This question only applies if the item is one of the 50% for which an anchorage configuration verification is required.)

Configuration consistent with documented configuration in SQUG calculation C-CSS-P14-1

Y	N	U	N/A
X			

6. Based on the above anchorage evaluations, is the anchorage free of potentially adverse seismic conditions?

Y	N	U
X		

Status **Y** N U

Seismic Walkdown Checklist (SWC)

Equipment ID No. P14-1 Equip. Class 5. Horizontal Pumps

Equipment Description AFP/T-1

Interaction Effects

7. Are soft targets free from impact by nearby equipment or structures?

Y	N	U	N/A
X			

8. Are overhead equipment, distribution systems, ceiling tiles and lighting, and masonry block walls not likely to collapse onto the equipment?

Y	N	U	N/A
X			

9. Do attached lines have adequate flexibility to avoid damage?

Y	N	U	N/A
X			

10. Based on the above seismic interaction evaluations, is equipment free of potentially adverse seismic interaction effects?

Y	N	U
X		


Other Adverse Conditions

11. Have you looked for and found no other seismic conditions that could adversely affect the safety functions of the equipment?

Y	N	U
X		

Comments (Additional pages may be added as necessary)

Evaluated by:  Date: 7/25/2012
Eddie M. Guerra

 Date: 7/25/2012
Adam L. Helffrich

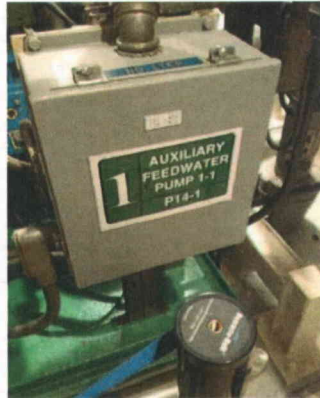
Status Y N U

Seismic Walkdown Checklist (SWC)

Equipment ID No. P14-1 Equip. Class 5. Horizontal Pumps

Equipment Description AFP/T-1

Other supporting or relevant documents and photos (if any):



P14-1 plate
ID Plate of component



P14-1 general
General view of component

Status Y N U


Seismic Walkdown Checklist (SWC)

Equipment ID No. P14-1 Equip. Class 5. Horizontal Pumps

Equipment Description AFP/T-1



P14-1 general4
General view of component



P14-1 anchorage
Partial view of anchorage, view is typical of all anchors

Status **Y** N U

Seismic Walkdown Checklist (SWC)

Equipment ID No. P14-2 Equip. Class 5. Horizontal Pumps

Equipment Description AFP/T-2

Location: Bldg. AUXB Floor El. 565 Room 238

Manufacturer, Model, Etc. _____

Instructions for Completing Checklist

This checklist may be used to document the results of the Seismic Walkdown of an item of equipment on the SWEL. The space below each of the following questions may be used to record the results of judgments and findings. Additional space is provided at the end of this checklist for documenting other comments.

Anchorage

- | | |
|---|---|
| Y | N |
| X | |
1. Is the anchorage configuration verification required (i.e., is the item one of the 50% of SWEL items requiring such verification)?
Mounted on skid with eight 1 1/2" anchors.
- | | | | |
|---|---|---|-----|
| Y | N | U | N/A |
| X | | | |
2. Is the anchorage free of bent, broken, missing or loose hardware?
- | | | | |
|---|---|---|-----|
| Y | N | U | N/A |
| X | | | |
3. Is the anchorage free of corrosion that is more than mild surface oxidation?
- | | | | |
|---|---|---|-----|
| Y | N | U | N/A |
| X | | | |
4. Is the anchorage free of visible cracks in the concrete near the anchors?
- | | | | |
|---|---|---|-----|
| Y | N | U | N/A |
| X | | | |
5. Is the anchorage configuration consistent with plant documentation?
(Note: This question only applies if the item is one of the 50% for which an anchorage configuration verification is required.)
SQUG C-CSS-P14-1 and C-CSS-P14-2 calculation (page 4 of 16) identifies the configuration as 8- 1 1/2" bolts and it was confirmed in the field during walkdown inspection.
- | | | |
|---|---|---|
| Y | N | U |
| X | | |
6. Based on the above anchorage evaluations, is the anchorage free of potentially adverse seismic conditions?

Status **Y** N U

Seismic Walkdown Checklist (SWC)

Equipment ID No. P14-2 Equip. Class 5. Horizontal Pumps

Equipment Description AFP/T-2

Interaction Effects

7. Are soft targets free from impact by nearby equipment or structures?

Y	N	U	N/A
X			

8. Are overhead equipment, distribution systems, ceiling tiles and lighting, and masonry block walls not likely to collapse onto the equipment?

No potential interaction hazards identified in the area.

Y	N	U	N/A
X			

9. Do attached lines have adequate flexibility to avoid damage?

Y	N	U	N/A
X			

10. Based on the above seismic interaction evaluations, is equipment free of potentially adverse seismic interaction effects?


Y	N	U
X		


Other Adverse Conditions

11. Have you looked for and found no other seismic conditions that could adversely affect the safety functions of the equipment?

Y	N	U
X		

Comments (Additional pages may be added as necessary)

Evaluated by:  Date: 7/25/2012
Eddie M. Guerra

 Date: 7/25/2012
Adam L. Helffrich

Status Y N U

Seismic Walkdown Checklist (SWC)


Equipment ID No. P14-2 Equip. Class 5. Horizontal Pumps

Equipment Description AFP/T-2

Other supporting or relevant documents and photos (if any):



P14-2 plate
ID Plate of component




P14-2 general3
General view of component

Status Y N U


Seismic Walkdown Checklist (SWC)

Equipment ID No. P14-2 Equip. Class 5. Horizontal Pumps

Equipment Description AFP/T-2



P14-2 general
General view of component



P14-2 anchorage
Partial view of anchorage, view is typical of all anchors

Status **Y** N U

Seismic Walkdown Checklist (SWC)

Equipment ID No. P3-2 Equip. Class 6. Vertical Pumps

Equipment Description Pump P3-2

Location: Bldg. INTK Floor El. 576 Room 52

Manufacturer, Model, Etc. _____

Instructions for Completing Checklist

This checklist may be used to document the results of the Seismic Walkdown of an item of equipment on the SWEL. The space below each of the following questions may be used to record the results of judgments and findings. Additional space is provided at the end of this checklist for documenting other comments.

Anchorage

1. Is the anchorage configuration verification required (i.e., is the item one of the 50% of SWEL items requiring such verification)?

Y	N
X	

No degraded condition found for anchorage.

2. Is the anchorage free of bent, broken, missing or loose hardware?

Y	N	U	N/A
X			

3. Is the anchorage free of corrosion that is more than mild surface oxidation?

Y	N	U	N/A
X			

Slight corrosion found on main pipe line and on anchors due to humid environment. Judged surface corrosion and adequate.

4. Is the anchorage free of visible cracks in the concrete near the anchors?

Y	N	U	N/A
X			

5. Is the anchorage configuration consistent with plant documentation?

(Note: This question only applies if the item is one of the 50% for which an anchorage configuration verification is required.)

Anchorage configuration verified with drawing M-045-00002.

12- 1 1/2" diam bolts for square plate and 8 - 1 5/8" diam bolts for circum. plate.

Y	N	U	N/A
X			

6. Based on the above anchorage evaluations, is the anchorage free of potentially adverse seismic conditions?

Y	N	U
X		

Status **(Y)** N U

Seismic Walkdown Checklist (SWC)

Equipment ID No. P3-2 Equip. Class 6. Vertical Pumps

Equipment Description Pump P3-2

Interaction Effects

7. Are soft targets free from impact by nearby equipment or structures?

Y	N	U	N/A
X			

8. Are overhead equipment, distribution systems, ceiling tiles and lighting, and masonry block walls not likely to collapse onto the equipment?

Y	N	U	N/A
X			

9. Do attached lines have adequate flexibility to avoid damage?

Attached lines found with adequate flexibility.

Y	N	U	N/A
X			

10. Based on the above seismic interaction evaluations, is equipment free of potentially adverse seismic interaction effects?


Y	N	U
X		


Other Adverse Conditions

11. Have you looked for and found no other seismic conditions that could adversely affect the safety functions of the equipment?

Y	N	U
X		

Comments (Additional pages may be added as necessary)

Evaluated by:  Date: 7/25/2012
Eddie M. Guerra

 Date: 7/25/2012
Adam L. Helffrich

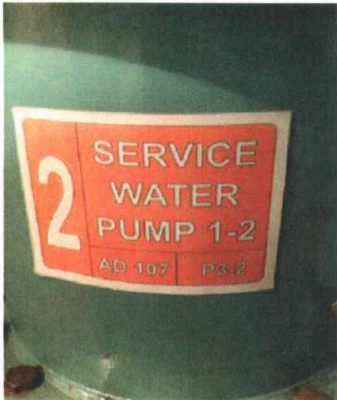
Status **Y** N U

Seismic Walkdown Checklist (SWC)

Equipment ID No. P3-2 Equip. Class 6. Vertical Pumps

Equipment Description Pump P3-2


Other supporting or relevant documents and photos (if any):



P3-2 plate
ID Plate of component



P3-2 general
General view of component




P3-2 general2
General view of component

Status Y N U

Seismic Walkdown Checklist (SWC)

Equipment ID No. P3-2 Equip. Class 6. Vertical Pumps

Equipment Description Pump P3-2



P3-2 anchorage

Partial view of anchorage, view is typical of all anchors



P3-2 corrosion on bolts

Surface corrosion on bolts judged not significant

Status: Y N U

Seismic Walkdown Checklist (SWC)

Equipment ID No. P372B Equip. Class 5. Horizontal Pumps

Equipment Description MOTOR-DRIVEN PUMP

Location: Bldg. AUXB Floor El. 565 Room 225

Manufacturer, Model, Etc. _____

Instructions for Completing Checklist

This checklist may be used to document the results of the Seismic Walkdown of an item of equipment on the SWEL. The space below each of the following questions may be used to record the results of judgments and findings. Additional space is provided at the end of this checklist for documenting other comments.

Anchorage

1. Is the anchorage configuration verification required (i.e., is the item one of the 50% of SWEL items requiring such verification)?

Motor mounted on skid with 12, 1" anchor bolts.

Y	N
X	

2. Is the anchorage free of bent, broken, missing or loose hardware?

Y	N	U	N/A
X			

3. Is the anchorage free of corrosion that is more than mild surface oxidation?

Y	N	U	N/A
X			

4. Is the anchorage free of visible cracks in the concrete near the anchors?

Y	N	U	N/A
X			

5. Is the anchorage configuration consistent with plant documentation?

(Note: This question only applies if the item is one of the 50% for which an anchorage configuration verification is required.)

Anchorage configuration verified based on SQUG calculation C-CSS-P37-2 page 4 of 5.

Calc shows that 12-1" diam anchor bolts for mounting are seismically adequate.

Y	N	U	N/A
X			

6. Based on the above anchorage evaluations, is the anchorage free of potentially adverse seismic conditions?

Y	N	U
X		

Status: **Y** N U

Seismic Walkdown Checklist (SWC)

Equipment ID No. P372B Equip. Class 5. Horizontal Pumps

Equipment Description MOTOR-DRIVEN PUMP

Interaction Effects

7. Are soft targets free from impact by nearby equipment or structures?
Small cart nearby is not securely tied to wall, but judged not to be a potential interaction hazard.

Y	N	U	N/A
X			

8. Are overhead equipment, distribution systems, ceiling tiles and lighting, and masonry block walls not likely to collapse onto the equipment?
Seismic capacity of block walls in the area verified. Block wall 2047 verified to be to be seismically adequate based on ref. VBW06-B001-028, Rev 4 (7/29/88).

Y	N	U	N/A
X			

9. Do attached lines have adequate flexibility to avoid damage?
Attached lines rigidly connected to equipment. No concern identified from potential relative movement.

Y	N	U	N/A
X			

10. Based on the above seismic interaction evaluations, is equipment free of potentially adverse seismic interaction effects?

Y	N	U
X		


Other Adverse Conditions

11. Have you looked for and found no other seismic conditions that could adversely affect the safety functions of the equipment?

Y	N	U
X		

Comments (Additional pages may be added as necessary)

Evaluated by:


Eddie M. Guerra

Date: 7/25/2012


Adam L. Helffrich

Date: 7/25/2012


Status: Y N U

Seismic Walkdown Checklist (SWC)


Equipment ID No. P372B Equip. Class 5. Horizontal Pumps

Equipment Description MOTOR-DRIVEN PUMP

Other supporting or relevant documents and photos (if any):



P372B plate
ID Plate of component



P372B general
General view of component

Status: **Y** **N** **U**


Seismic Walkdown Checklist (SWC)

Equipment ID No. P372B Equip. Class 5. Horizontal Pumps

Equipment Description MOTOR-DRIVEN PUMP



P372B anchorage
Partial view of anchorage, view is typical of all anchors




P372B masonry wall
Potential interaction hazard from masonry wall near unit

Status: **Y** **N** **U**

Seismic Walkdown Checklist (SWC)

Equipment ID No. P372B Equip. Class 5. Horizontal Pumps

Equipment Description MOTOR-DRIVEN PUMP



P372B unsecured cart near unit
Possible interaction with nearby cart

Status **Y** N U

Seismic Walkdown Checklist (SWC)

Equipment ID No. P4-1 Equip. Class 0. Other

Equipment Description Screen wash pump P4-1

Location: Bldg. INTK Floor El. 585 Room 50

Manufacturer, Model, Etc. _____

Instructions for Completing Checklist

This checklist may be used to document the results of the Seismic Walkdown of an item of equipment on the SWEL. The space below each of the following questions may be used to record the results of judgments and findings. Additional space is provided at the end of this checklist for documenting other comments.

Anchorage

- | | | | |
|--|---|---|--|
| | Y | N | |
| | X | | |
1. Is the anchorage configuration verification required (i.e., is the item one of the 50% of SWEL items requiring such verification)?
-
- | | | | |
|---|---|---|-----|
| Y | N | U | N/A |
| X | | | |
2. Is the anchorage free of bent, broken, missing or loose hardware?
-
- | | | | |
|---|---|---|-----|
| Y | N | U | N/A |
| X | | | |
3. Is the anchorage free of corrosion that is more than mild surface oxidation?
-
- | | | | |
|---|---|---|-----|
| Y | N | U | N/A |
| X | | | |
4. Is the anchorage free of visible cracks in the concrete near the anchors?
-
- | | | | |
|---|---|---|-----|
| Y | N | U | N/A |
| | | | X |
5. Is the anchorage configuration consistent with plant documentation?
(Note: This question only applies if the item is one of the 50% for which an anchorage configuration verification is required.)
-
- | | | | |
|---|---|---|--|
| Y | N | U | |
| X | | | |
6. Based on the above anchorage evaluations, is the anchorage free of potentially adverse seismic conditions?

Status: Y N U

Seismic Walkdown Checklist (SWC)

Equipment ID No. P4-1 Equip. Class 0. Other

Equipment Description Screen wash pump P4-1

Interaction Effects

7. Are soft targets free from impact by nearby equipment or structures?

Y	N	U	N/A
X			

8. Are overhead equipment, distribution systems, ceiling tiles and lighting, and masonry block walls not likely to collapse onto the equipment?

Y	N	U	N/A
X			

9. Do attached lines have adequate flexibility to avoid damage?

Y	N	U	N/A
X			

10. Based on the above seismic interaction evaluations, is equipment free of potentially adverse seismic interaction effects?

Y	N	U
X		


Other Adverse Conditions

11. Have you looked for and found no other seismic conditions that could adversely affect the safety functions of the equipment?


Y	N	U
X		

Comments (Additional pages may be added as necessary)

Evaluated by:


Eddie M. Guerra

Date: 7/25/2012


Adam L. Helffrich

Date: 7/25/2012

Status: Y N U

Seismic Walkdown Checklist (SWC)

Equipment ID No. P42-1 Equip. Class 5. Horizontal Pumps

Equipment Description P42-1 Pump for decay heat 1-1

Location: Bldg. AUXB Floor El. 545 Room 105

Manufacturer, Model, Etc. _____

Instructions for Completing Checklist

This checklist may be used to document the results of the Seismic Walkdown of an item of equipment on the SWEL. The space below each of the following questions may be used to record the results of judgments and findings. Additional space is provided at the end of this checklist for documenting other comments.

Anchorage

1. Is the anchorage configuration verification required (i.e., is the item one of the 50% of SWEL items requiring such verification)?

Y	N
X	

Mounted on skid with 8 - 3/4" anchor bolts,

2. Is the anchorage free of bent, broken, missing or loose hardware?

Y	N	U	N/A
X			

3. Is the anchorage free of corrosion that is more than mild surface oxidation?

Y	N	U	N/A
X			

4. Is the anchorage free of visible cracks in the concrete near the anchors?

Y	N	U	N/A
X			

5. Is the anchorage configuration consistent with plant documentation?

(Note: This question only applies if the item is one of the 50% for which an anchorage configuration verification is required.)

Anchorage configuration verified based on SQUG calculation C-CSS-P42-1.

Page 4 of 5 shows 8-3/4"diam anchors spaced at ~38".

Y	N	U	N/A
X			

6. Based on the above anchorage evaluations, is the anchorage free of potentially adverse seismic conditions?

Y	N	U
X		

Status **Y** N U

Seismic Walkdown Checklist (SWC)

Equipment ID No. P42-1 Equip. Class 5. Horizontal Pumps

Equipment Description P42-1 Pump for decay heat 1-1

Interaction Effects

7. Are soft targets free from impact by nearby equipment or structures?

Y	N	U	N/A
X			

8. Are overhead equipment, distribution systems, ceiling tiles and lighting, and masonry block walls not likely to collapse onto the equipment?

Y	N	U	N/A
X			

9. Do attached lines have adequate flexibility to avoid damage?
Surrounding piping found to be rigidly supported.

Y	N	U	N/A
X			

10. Based on the above seismic interaction evaluations, is equipment free of potentially adverse seismic interaction effects?

Y	N	U
X		


Other Adverse Conditions

11. Have you looked for and found no other seismic conditions that could adversely affect the safety functions of the equipment?

Y	N	U
X		


Comments (Additional pages may be added as necessary)

Evaluated by:



Eddie M. Guerra

Date: 7/25/2012



Adam L. Helffrich

Date: 7/25/2012

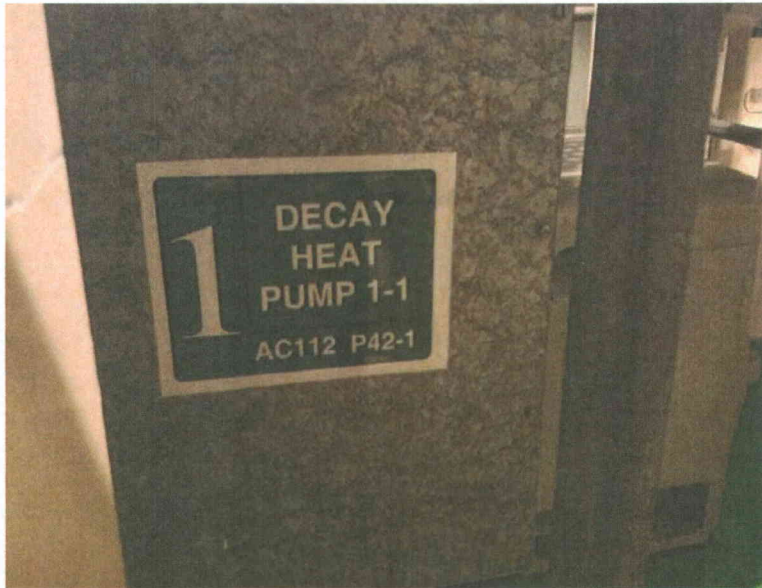
Status Y N U

Seismic Walkdown Checklist (SWC)

Equipment ID No. P42-1 Equip. Class 5. Horizontal Pumps

Equipment Description P42-1 Pump for decay heat 1-1

Other supporting or relevant documents and photos (if any):



P42-1 plate
ID Plate of component



P42-1 general
General view of component

Status Y N U

Seismic Walkdown Checklist (SWC)

Equipment ID No. P42-1 Equip. Class 5. Horizontal Pumps

Equipment Description P42-1 Pump for decay heat 1-1



P42-1 general2
General view of component



P42-1 anchorage2
Partial view of anchorage, view is typical of all anchors

Status **Y** N U

Seismic Walkdown Checklist (SWC)

Equipment ID No. P43-2 Equip. Class 5. Horizontal Pumps

Equipment Description CCW PUMP 1-2

Location: Bldg. AUXB Floor El. 585 Room 328

Manufacturer, Model, Etc. _____

Instructions for Completing Checklist

This checklist may be used to document the results of the Seismic Walkdown of an item of equipment on the SWEL. The space below each of the following questions may be used to record the results of judgments and findings. Additional space is provided at the end of this checklist for documenting other comments.

Anchorage

1. Is the anchorage configuration verification required (i.e., is the item one of the 50% of SWEL items requiring such verification)?

Anchored with 8-1" bolts on skid.

Y	N
X	

2. Is the anchorage free of bent, broken, missing or loose hardware?

No missing parts or degraded condition identified for anchorage.

Y	N	U	N/A
X			

3. Is the anchorage free of corrosion that is more than mild surface oxidation?

Y	N	U	N/A
X			

4. Is the anchorage free of visible cracks in the concrete near the anchors?

Y	N	U	N/A
X			

5. Is the anchorage configuration consistent with plant documentation?

(Note: This question only applies if the item is one of the 50% for which an anchorage configuration verification is required.)

Anchorage configuration verified based on drawing M-046-00003.

Configuration consistent with 8-1" bolts.

Y	N	U	N/A
X			

6. Based on the above anchorage evaluations, is the anchorage free of potentially adverse seismic conditions?

Y	N	U
X		

Status **Y** N U

Seismic Walkdown Checklist (SWC)

Equipment ID No. P43-2 Equip. Class 5. Horizontal Pumps

Equipment Description CCW PUMP 1-2

Interaction Effects

7. Are soft targets free from impact by nearby equipment or structures?

Y	N	U	N/A
X			

8. Are overhead equipment, distribution systems, ceiling tiles and lighting, and masonry block walls not likely to collapse onto the equipment?

Y	N	U	N/A
X			

9. Do attached lines have adequate flexibility to avoid damage?
Nozzles rigidly supported.

Y	N	U	N/A
X			

10. Based on the above seismic interaction evaluations, is equipment free of potentially adverse seismic interaction effects?

Y	N	U
X		


Other Adverse Conditions

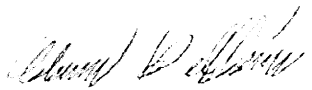
11. Have you looked for and found no other seismic conditions that could adversely affect the safety functions of the equipment?

Y	N	U
X		

Comments (Additional pages may be added as necessary)

Evaluated by:


 _____ Date: 7/25/2012
 Eddie M. Guerra


 _____ Date: 7/25/2012
 Adam L. Helffrich

Status **Y** N U

Seismic Walkdown Checklist (SWC)


Equipment ID No. P43-2 Equip. Class 5. Horizontal Pumps

Equipment Description CCW PUMP 1-2

Other supporting or relevant documents and photos (if any):



P43-2 plate
ID Plate of component



P43-2 general
General view of component

Status Y N U

Seismic Walkdown Checklist (SWC)

Equipment ID No. P43-2 Equip. Class 5. Horizontal Pumps

Equipment Description CCW PUMP 1-2



P43-2 anchorage
Partial view of anchorage, view is typical of all anchors

Status **Y** N U

Seismic Walkdown Checklist (SWC)

Equipment ID No. P58-1 Equip. Class 5. Horizontal Pumps

Equipment Description HPI PUMP 1-1

Location: Bldg. AUXB Floor El. 545 Room 105

Manufacturer, Model, Etc. _____

Instructions for Completing Checklist

This checklist may be used to document the results of the Seismic Walkdown of an item of equipment on the SWEL. The space below each of the following questions may be used to record the results of judgments and findings. Additional space is provided at the end of this checklist for documenting other comments.

Anchorage

1. Is the anchorage configuration verification required (i.e., is the item one of the 50% of SWEL items requiring such verification)?

Mounted on skid with 8 - 1" anchor bolts.

Y	N
X	

2. Is the anchorage free of bent, broken, missing or loose hardware?

No missing parts or degraded condition identified for anchorage.

Y	N	U	N/A
X			

3. Is the anchorage free of corrosion that is more than mild surface oxidation?

Y	N	U	N/A
X			

4. Is the anchorage free of visible cracks in the concrete near the anchors?

No cracks identified on mounting grout.

Y	N	U	N/A
X			

5. Is the anchorage configuration consistent with plant documentation?

(Note: This question only applies if the item is one of the 50% for which an anchorage configuration verification is required.)

Anchorage configuration verified with drawing M-518-00023.

Mounting skid anchored with 8 - 1" diam. Bolts.

Y	N	U	N/A
X			

6. Based on the above anchorage evaluations, is the anchorage free of potentially adverse seismic conditions?

Y	N	U
X		

Status **Y** N U

Seismic Walkdown Checklist (SWC)

Equipment ID No. P58-1 Equip. Class 5. Horizontal Pumps

Equipment Description HPI PUMP 1-1

Interaction Effects

7. Are soft targets free from impact by nearby equipment or structures?

Y	N	U	N/A
X			

8. Are overhead equipment, distribution systems, ceiling tiles and lighting, and masonry block walls not likely to collapse onto the equipment?

Y	N	U	N/A
X			

9. Do attached lines have adequate flexibility to avoid damage?

Y	N	U	N/A
X			

10. Based on the above seismic interaction evaluations, is equipment free of potentially adverse seismic interaction effects?

Y	N	U
X		


Other Adverse Conditions


11. Have you looked for and found no other seismic conditions that could adversely affect the safety functions of the equipment?

Y	N	U
X		

Comments (Additional pages may be added as necessary)

Evaluated by:


 _____ Date: 7/25/2012
 Eddie M. Guerra


 _____ Date: 7/25/2012
 Adam L. Helffrich

Status Y N U

Seismic Walkdown Checklist (SWC)


Equipment ID No. P58-1 Equip. Class 5. Horizontal Pumps

Equipment Description HPI PUMP 1-1

Other supporting or relevant documents and photos (if any):



P58-1 plate
ID Plate of component




P58-1 general
General view of component

Status **Y** N U

Seismic Walkdown Checklist (SWC)

Equipment ID No. P58-1 Equip. Class 5. Horizontal Pumps

Equipment Description HPI PUMP 1-1



P58-1 general2
General view of component



P58-1 anchorage
Partial view of anchorage, view is typical of all anchors

Status **Y** N U

Seismic Walkdown Checklist (SWC)

Equipment ID No. PS3689D Equip. Class 18. Instrument (on) Racks

Equipment Description PRESSURE SWITCH PS3689D

Location: Bldg. AUXB Floor El. 623 Room 501

Manufacturer, Model, Etc. _____

Instructions for Completing Checklist

This checklist may be used to document the results of the Seismic Walkdown of an item of equipment on the SWEL. The space below each of the following questions may be used to record the results of judgments and findings. Additional space is provided at the end of this checklist for documenting other comments.

Anchorage

1. Is the anchorage configuration verification required (i.e., is the item one of the 50% of SWEL items requiring such verification)?

*Supported on wall-mounted rack. No degraded condition identified.
Racks anchored with 8-1/2" bolts.
Pressure switch is attached to the rack with 4-1/2" diameter bolts.*

Y	N
X	X

2. Is the anchorage free of bent, broken, missing or loose hardware?

Y	N	U	N/A
X			

3. Is the anchorage free of corrosion that is more than mild surface oxidation?

Y	N	U	N/A
X			

4. Is the anchorage free of visible cracks in the concrete near the anchors?

Y	N	U	N/A
X			

5. Is the anchorage configuration consistent with plant documentation?

(Note: This question only applies if the item is one of the 50% for which an anchorage configuration verification is required.)

Y	N	U	N/A
			X

6. Based on the above anchorage evaluations, is the anchorage free of potentially adverse seismic conditions?

Y	N	U
X		

Status **Y** N U

Seismic Walkdown Checklist (SWC)

Equipment ID No. PS3689D Equip. Class 18. Instrument (on) Racks

Equipment Description PRESSURE SWITCH PS3689D

Interaction Effects

7. Are soft targets free from impact by nearby equipment or structures?

Y	N	U	N/A
X			

8. Are overhead equipment, distribution systems, ceiling tiles and lighting, and masonry block walls not likely to collapse onto the equipment?

Y	N	U	N/A
X			

9. Do attached lines have adequate flexibility to avoid damage?

Attached line is flexible.

Y	N	U	N/A
X			

10. Based on the above seismic interaction evaluations, is equipment free of potentially adverse seismic interaction effects?

Y	N	U
X		


Other Adverse Conditions

11. Have you looked for and found no other seismic conditions that could adversely affect the safety functions of the equipment?


Y	N	U
X		

Comments (Additional pages may be added as necessary)

Evaluated by:


Eddie M. Guerra

Date: 7/25/2012


Adam L. Helffrich

Date: 7/25/2012

Status Y N U

Seismic Walkdown Checklist (SWC)

Equipment ID No. PS3689D Equip. Class 18. Instrument (on) Racks

Equipment Description PRESSURE SWITCH PS3689D

Other supporting or relevant documents and photos (if any):



PS3689 plate
ID Plate of component



PS3689 general
General view of component

Status Y N U

Seismic Walkdown Checklist (SWC)

Equipment ID No. PS3689D Equip. Class 18. Instrument (on) Racks

Equipment Description PRESSURE SWITCH PS3689D



PS3689 anchorage typical
Partial view of anchorage, view is typical of all anchors

Status **Y** N U

Seismic Walkdown Checklist (SWC)

Equipment ID No. PSL 106C Equip. Class 18. Instrument (on) Racks

Equipment Description PRESS SWITCH LOW FOR AFP TURB 1-1 INLET

Location: Bldg. AUXB Floor El. 565 Room 237

Manufacturer, Model, Etc. _____

Instructions for Completing Checklist

This checklist may be used to document the results of the Seismic Walkdown of an item of equipment on the SWEL. The space below each of the following questions may be used to record the results of judgments and findings. Additional space is provided at the end of this checklist for documenting other comments.

Anchorage

1. Is the anchorage configuration verification required (i.e., is the item one of the 50% of SWEL items requiring such verification)?
Switch mounted on 6x6 tube section with 4-1/2" diameter bolts

Y	N
	X

2. Is the anchorage free of bent, broken, missing or loose hardware?

Y	N	U	N/A
X			

3. Is the anchorage free of corrosion that is more than mild surface oxidation?

Y	N	U	N/A
X			

4. Is the anchorage free of visible cracks in the concrete near the anchors?

Y	N	U	N/A
X			

5. Is the anchorage configuration consistent with plant documentation?
(Note: This question only applies if the item is one of the 50% for which an anchorage configuration verification is required.)

Y	N	U	N/A
			X

6. Based on the above anchorage evaluations, is the anchorage free of potentially adverse seismic conditions?

Y	N	U
X		

Status **Y** N U

Seismic Walkdown Checklist (SWC)

Equipment ID No. PSL 106C Equip. Class 18. Instrument (on) Racks

Equipment Description PRESS SWITCH LOW FOR AFP TURB 1-1 INLET

Interaction Effects

7. Are soft targets free from impact by nearby equipment or structures?

Y	N	U	N/A
X			

8. Are overhead equipment, distribution systems, ceiling tiles and lighting, and masonry block walls not likely to collapse onto the equipment?

Y	N	U	N/A
X			

9. Do attached lines have adequate flexibility to avoid damage?

Y	N	U	N/A
X			

10. Based on the above seismic interaction evaluations, is equipment free of potentially adverse seismic interaction effects?


Y	N	U
X		


Other Adverse Conditions

11. Have you looked for and found no other seismic conditions that could adversely affect the safety functions of the equipment?

Y	N	U
X		

Comments (Additional pages may be added as necessary)

Evaluated by:  Date: 7/25/2012
Eddie M. Guerra

 Date: 7/25/2012
Adam L. Helffrich


Status Y N U

Seismic Walkdown Checklist (SWC)

Equipment ID No. PSL 106C Equip. Class 18. Instrument (on) Racks

Equipment Description PRESS SWITCH LOW FOR AFP TURB 1-1 INLET

Other supporting or relevant documents and photos (if any):



PSL106C Plate and General
Overall view of component and anchorage



PSL106C General
General view of component

Status Y N U

Seismic Walkdown Checklist (SWC)

Equipment ID No. PSL4928A Equip. Class 18. Instrument (on) Racks

Equipment Description PRESS SWITCH PS 4928A

Location: Bldg. AUXB Floor El. 565 Room 237

Manufacturer, Model, Etc. _____

Instructions for Completing Checklist

This checklist may be used to document the results of the Seismic Walkdown of an item of equipment on the SWEL. The space below each of the following questions may be used to record the results of judgments and findings. Additional space is provided at the end of this checklist for documenting other comments.

Anchorage

1. Is the anchorage configuration verification required (i.e., is the item one of the 50% of SWEL items requiring such verification)?

Y	N
X	X

Switch is mounted on a cantilevered floor mounted rack which is anchored with 4-1/2" diameter anchors. Switch is connected to the strut member, which is welded to the rack by 4-1/2" diameter channel nuts.

2. Is the anchorage free of bent, broken, missing or loose hardware?

Y	N	U	N/A
X			

3. Is the anchorage free of corrosion that is more than mild surface oxidation?

Y	N	U	N/A
X			

4. Is the anchorage free of visible cracks in the concrete near the anchors?

Y	N	U	N/A
X			

5. Is the anchorage configuration consistent with plant documentation?
(Note: This question only applies if the item is one of the 50% for which an anchorage configuration verification is required.)

Y	N	U	N/A
			X

6. Based on the above anchorage evaluations, is the anchorage free of potentially adverse seismic conditions?

Y	N	U
X		

Status **Y** N U

Seismic Walkdown Checklist (SWC)

Equipment ID No. PSL4928A Equip. Class 18. Instrument (on) Racks

Equipment Description PRESS SWITCH PS 4928A

Interaction Effects

7. Are soft targets free from impact by nearby equipment or structures?

Y	N	U	N/A
X			

8. Are overhead equipment, distribution systems, ceiling tiles and lighting, and masonry block walls not likely to collapse onto the equipment?

Y	N	U	N/A
X			

9. Do attached lines have adequate flexibility to avoid damage?

Y	N	U	N/A
X			

10. Based on the above seismic interaction evaluations, is equipment free of potentially adverse seismic interaction effects?

Y	N	U
X		


Other Adverse Conditions


11. Have you looked for and found no other seismic conditions that could adversely affect the safety functions of the equipment?

Y	N	U
X		

Anchor spacing to adjacent floor mounted rack is judged adequate.

Comments (Additional pages may be added as necessary)

Evaluated by:  Date: 7/25/2012
Eddie M. Guerra

 Date: 7/25/2012
Adam L. Helffrich

Status Y N U

Seismic Walkdown Checklist (SWC)


Equipment ID No. PSL4928A Equip. Class 18. Instrument (on) Racks

Equipment Description PRESS SWITCH PS 4928A

Other supporting or relevant documents and photos (if any):



PSL 4928A plate
ID Plate of component



PSL4928A General
General view of component

Status Y N U


Seismic Walkdown Checklist (SWC)

Equipment ID No. PSL4928A Equip. Class 18. Instrument (on) Racks

Equipment Description PRESS SWITCH PS 4928A



PSL 4928A anchorage
View of anchorage



PSL 4928A Anchor Spacing
to Adjacent Rack

Status **Y** N U

Seismic Walkdown Checklist (SWC)

Equipment ID No. RC3701 Equip. Class 20. Instrument and Control Panels

Equipment Description Relay Cabinet in Mechanical Penetration Room 4

Location: Bldg. AUXB Floor El. 585 Room 314

Manufacturer, Model, Etc. _____

Instructions for Completing Checklist

This checklist may be used to document the results of the Seismic Walkdown of an item of equipment on the SWEL. The space below each of the following questions may be used to record the results of judgments and findings. Additional space is provided at the end of this checklist for documenting other comments.

Anchorage

1. Is the anchorage configuration verification required (i.e., is the item one of the 50% of SWEL items requiring such verification)?

Mounted on short steel brace stand anchored with 4-1/2" bolts.

Y	N
X	

2. Is the anchorage free of bent, broken, missing or loose hardware?

Y	N	U	N/A
X			

3. Is the anchorage free of corrosion that is more than mild surface oxidation?

Y	N	U	N/A
X			

4. Is the anchorage free of visible cracks in the concrete near the anchors?

Y	N	U	N/A
X			

5. Is the anchorage configuration consistent with plant documentation?
(Note: This question only applies if the item is one of the 50% for which an anchorage configuration verification is required.)

*Anchorage configuration consistent with SQUG calculation C-CSS-RC3701.
4 angle-section legs anchored with 4-1/2" bolts.*

Y	N	U	N/A
X			

6. Based on the above anchorage evaluations, is the anchorage free of potentially adverse seismic conditions?

Y	N	U
X		

Status **Y** N U

Seismic Walkdown Checklist (SWC)

Equipment ID No. RC3701 Equip. Class 20. Instrument and Control Panels

Equipment Description Relay Cabinet in Mechanical Penetration Room 4

Interaction Effects

7. Are soft targets free from impact by nearby equipment or structures?
No potential interaction hazards identified in the area.

Y	N	U	N/A
X			

8. Are overhead equipment, distribution systems, ceiling tiles and lighting, and masonry block walls not likely to collapse onto the equipment?

Y	N	U	N/A
X			

9. Do attached lines have adequate flexibility to avoid damage?
Attached top conduits provide lateral restraint to cabinet.

Y	N	U	N/A
X			

10. Based on the above seismic interaction evaluations, is equipment free of potentially adverse seismic interaction effects?


Y	N	U
X		


Other Adverse Conditions

11. Have you looked for and found no other seismic conditions that could adversely affect the safety functions of the equipment?

Y	N	U
X		

Comments (Additional pages may be added as necessary)

Evaluated by:  Date: 7/25/2012
Eddie M. Guerra

 Date: 7/25/2012
Adam L. Helffrich


Status Y N U

Seismic Walkdown Checklist (SWC)

Equipment ID No. RC3701 Equip. Class 20. Instrument and Control Panels

Equipment Description Relay Cabinet in Mechanical Penetration Room 4

Other supporting or relevant documents and photos (if any):



RC3701 plate
ID Plate of component



RC3701 general
General view of component

Status Y N U

Seismic Walkdown Checklist (SWC)

Equipment ID No. RC3701 Equip. Class 20. Instrument and Control Panels

Equipment Description Relay Cabinet in Mechanical Penetration Room 4



RC3701 Conduits
Conduits Going into Cabinet

Status **Y** N U

Seismic Walkdown Checklist (SWC)

Equipment ID No. SF11 Equip. Class 0d. Other - check valve or manual valve

Equipment Description BWST Supply Line to SFP Pumps

Location: Bldg. AUXB Floor El. 586' Room 304

Manufacturer, Model, Etc. _____

Instructions for Completing Checklist

This checklist may be used to document the results of the Seismic Walkdown of an item of equipment on the SWEL. The space below each of the following questions may be used to record the results of judgments and findings. Additional space is provided at the end of this checklist for documenting other comments.

Anchorage

1. Is the anchorage configuration verification required (i.e., is the item one of the 50% of SWEL items requiring such verification)?

No degraded condition identified.

Y	N
	X

2. Is the anchorage free of bent, broken, missing or loose hardware?

Y	N	U	N/A
X			

3. Is the anchorage free of corrosion that is more than mild surface oxidation?

Valve found in good condition. No signs of corroding identified in main line.

Y	N	U	N/A
X			

4. Is the anchorage free of visible cracks in the concrete near the anchors?

Y	N	U	N/A
X			

5. Is the anchorage configuration consistent with plant documentation?

(Note: This question only applies if the item is one of the 50% for which an anchorage configuration verification is required.)

Y	N	U	N/A
			X

6. Based on the above anchorage evaluations, is the anchorage free of potentially adverse seismic conditions?

Y	N	U
X		

Status **Y** N U

Seismic Walkdown Checklist (SWC)

Equipment ID No. SF11 Equip. Class 0d. Other - check valve or manual valve

Equipment Description BWST Supply Line to SFP Pumps

Interaction Effects

7. Are soft targets free from impact by nearby equipment or structures?

Y	N	U	N/A
X			

8. Are overhead equipment, distribution systems, ceiling tiles and lighting, and masonry block walls not likely to collapse onto the equipment?

Y	N	U	N/A
X			

9. Do attached lines have adequate flexibility to avoid damage?

Y	N	U	N/A
X			

10. Based on the above seismic interaction evaluations, is equipment free of potentially adverse seismic interaction effects?

Y	N	U
X		


Other Adverse Conditions

11. Have you looked for and found no other seismic conditions that could adversely affect the safety functions of the equipment?

Y	N	U
X		

Comments (Additional pages may be added as necessary)

Evaluated by:  Date: 7/25/2012
Eddie M. Guerra

 Date: 7/25/2012
Adam L. Helffrich

Status Y N U

Seismic Walkdown Checklist (SWC)

Equipment ID No. SF11 Equip. Class 0d. Other - check valve or manual valve

Equipment Description BWST Supply Line to SFP Pumps

Other supporting or relevant documents and photos (if any):



SF11 component ID
ID Plate of component



SF11 general view
General view of component

Status: Y N U

Seismic Walkdown Checklist (SWC)

Equipment ID No. SF1616A Equip. Class 0d. Other - check valve or manual valve

Equipment Description SFP Cleanup System FE 1616 KI Source

Location: Bldg. AUXB Floor El. 570'3" Room 122

Manufacturer, Model, Etc. _____

Instructions for Completing Checklist

This checklist may be used to document the results of the Seismic Walkdown of an item of equipment on the SWEL. The space below each of the following questions may be used to record the results of judgments and findings. Additional space is provided at the end of this checklist for documenting other comments.

Anchorage

1. Is the anchorage configuration verification required (i.e., is the item one of the 50% of SWEL items requiring such verification)?

Small hand valve on ~1" diameter pipe.

Pipe rigidly supported to wall within ~10" of valve.

Y	N
X	X

2. Is the anchorage free of bent, broken, missing or loose hardware?

Wall mounted supports found in adequate condition.

Y	N	U	N/A
X			

3. Is the anchorage free of corrosion that is more than mild surface oxidation?

Y	N	U	N/A
X			

4. Is the anchorage free of visible cracks in the concrete near the anchors?

Y	N	U	N/A
X			

5. Is the anchorage configuration consistent with plant documentation?

(Note: This question only applies if the item is one of the 50% for which an anchorage configuration verification is required.)

Y	N	U	N/A
			X

6. Based on the above anchorage evaluations, is the anchorage free of potentially adverse seismic conditions?

Y	N	U
X		

Status **Y** N U

Seismic Walkdown Checklist (SWC)

Equipment ID No. SF1616A Equip. Class 0d. Other - check valve or manual valve

Equipment Description SFP Cleanup System FE 1616 KI Source

Interaction Effects

7. Are soft targets free from impact by nearby equipment or structures?

Y	N	U	N/A
X			

8. Are overhead equipment, distribution systems, ceiling tiles and lighting, and masonry block walls not likely to collapse onto the equipment?

Y	N	U	N/A
X			

9. Do attached lines have adequate flexibility to avoid damage?

Y	N	U	N/A
X			

10. Based on the above seismic interaction evaluations, is equipment free of potentially adverse seismic interaction effects?

Y	N	U
X		


Other Adverse Conditions

11. Have you looked for and found no other seismic conditions that could adversely affect the safety functions of the equipment?

Y	N	U
X		

Comments (Additional pages may be added as necessary)

Evaluated by:  Date: 7/25/2012
Eddie M. Guerra

 Date: 7/25/2012
Adam L. Helffrich

Status Y N U

Seismic Walkdown Checklist (SWC)


Equipment ID No. SF1616A Equip. Class 0d. Other - check valve or manual valve

Equipment Description SFP Cleanup System FE 1616 KI Source

Other supporting or relevant documents and photos (if any):



SF1616A Plate
ID Plate of component



SF1616A General
Overall view of component and anchorage



Status: Y N U

Seismic Walkdown Checklist (SWC)

Equipment ID No. SF47 Equip. Class 0d. Other - check valve or manual valve

Equipment Description SFP Inlet From SFP Heat Exchangers

Location: Bldg. AUXB Floor El. 591'2.5" Room 312

Manufacturer, Model, Etc. _____

Instructions for Completing Checklist

This checklist may be used to document the results of the Seismic Walkdown of an item of equipment on the SWEL. The space below each of the following questions may be used to record the results of judgments and findings. Additional space is provided at the end of this checklist for documenting other comments.

Anchorage

1. Is the anchorage configuration verification required (i.e., is the item one of the 50% of SWEL items requiring such verification)?

Horizontally mounted manual valve on ~10" pipe.

Y	N
<input type="checkbox"/>	<input checked="" type="checkbox"/>

2. Is the anchorage free of bent, broken, missing or loose hardware?

Y	N	U	N/A
<input type="checkbox"/>	<input type="checkbox"/>	<input type="checkbox"/>	<input checked="" type="checkbox"/>

3. Is the anchorage free of corrosion that is more than mild surface oxidation?

Y	N	U	N/A
<input type="checkbox"/>	<input type="checkbox"/>	<input type="checkbox"/>	<input checked="" type="checkbox"/>

4. Is the anchorage free of visible cracks in the concrete near the anchors?

Y	N	U	N/A
<input type="checkbox"/>	<input type="checkbox"/>	<input type="checkbox"/>	<input checked="" type="checkbox"/>

5. Is the anchorage configuration consistent with plant documentation?

(Note: This question only applies if the item is one of the 50% for which an anchorage configuration verification is required.)

Y	N	U	N/A
<input type="checkbox"/>	<input type="checkbox"/>	<input type="checkbox"/>	<input checked="" type="checkbox"/>

6. Based on the above anchorage evaluations, is the anchorage free of potentially adverse seismic conditions?

Y	N	U
<input checked="" type="checkbox"/>	<input type="checkbox"/>	<input type="checkbox"/>

Status Y N U

Seismic Walkdown Checklist (SWC)

Equipment ID No. SF47 Equip. Class Od. Other - check valve or manual valve

Equipment Description SFP Inlet From SFP Heat Exchangers

Interaction Effects

7. Are soft targets free from impact by nearby equipment or structures?

Y	N	U	N/A
X			

8. Are overhead equipment, distribution systems, ceiling tiles and lighting, and masonry block walls not likely to collapse onto the equipment?

Seismic capacity of block walls in the area verified.

Block walls 3257 and 3267 verified to be to be seismically adequate based on ref. VBW16-B001-083, Rev 2 (4/27/88) and VBW16-B001-084, Rev 5 (4/27/88).

9. Do attached lines have adequate flexibility to avoid damage?

Y	N	U	N/A
X			

Y	N	U	N/A
X			

10. Based on the above seismic interaction evaluations, is equipment free of potentially adverse seismic interaction effects?

Y	N	U
X		


Other Adverse Conditions

11. Have you looked for and found no other seismic conditions that could adversely affect the safety functions of the equipment?

Y	N	U
X		

Comments (Additional pages may be added as necessary)

Evaluated by:  Date: 7/25/2012
Eddie M. Guerra

 Date: 7/25/2012
Adam L. Helffrich

Status Y N U

Seismic Walkdown Checklist (SWC)


Equipment ID No. SF47 Equip. Class 0d. Other - check valve or manual valve

Equipment Description SFP Inlet From SFP Heat Exchangers

Other supporting or relevant documents and photos (if any):



SF47 plate
ID Plate of component



SF47 general
General view of component

Status Y N U

Seismic Walkdown Checklist (SWC)

Equipment ID No. SF47 Equip. Class 0d. Other - check valve or manual valve

Equipment Description SFP Inlet From SFP Heat Exchangers



Sf47 adjacent block wall
Potential interaction hazard from masonry wall near unit

Status: Y N U

Seismic Walkdown Checklist (SWC)

Equipment ID No. SP17A7 Equip. Class 7. Pneumatic-Operated Valves

Equipment Description CODE SAFETY VALVE SP17A7

Location: Bldg. AUXB Floor El. 643 Room 602

Manufacturer, Model, Etc. _____

Instructions for Completing Checklist

This checklist may be used to document the results of the Seismic Walkdown of an item of equipment on the SWEL. The space below each of the following questions may be used to record the results of judgments and findings. Additional space is provided at the end of this checklist for documenting other comments.

Anchorage

1. Is the anchorage configuration verification required (i.e., is the item one of the 50% of SWEL items requiring such verification)?

No degraded condition identified.

Y	N
	X

2. Is the anchorage free of bent, broken, missing or loose hardware?

Y	N	U	N/A
			X

3. Is the anchorage free of corrosion that is more than mild surface oxidation?

Valve and main line found with no signs of corrosion.

Y	N	U	N/A
			X

4. Is the anchorage free of visible cracks in the concrete near the anchors?

Y	N	U	N/A
			X

5. Is the anchorage configuration consistent with plant documentation?

(Note: This question only applies if the item is one of the 50% for which an anchorage configuration verification is required.)

Y	N	U	N/A
			X

6. Based on the above anchorage evaluations, is the anchorage free of potentially adverse seismic conditions?

Y	N	U
X		

Status **Y** N U

Seismic Walkdown Checklist (SWC)

Equipment ID No. SP17A7 Equip. Class 7. Pneumatic-Operated Valves

Equipment Description CODE SAFETY VALVE SP17A7

Interaction Effects

7. Are soft targets free from impact by nearby equipment or structures?

Y	N	U	N/A
X			

8. Are overhead equipment, distribution systems, ceiling tiles and lighting, and masonry block walls not likely to collapse onto the equipment?

Y	N	U	N/A
X			

9. Do attached lines have adequate flexibility to avoid damage?

Y	N	U	N/A
X			

10. Based on the above seismic interaction evaluations, is equipment free of potentially adverse seismic interaction effects?

Y	N	U
X		


Other Adverse Conditions

11. Have you looked for and found no other seismic conditions that could adversely affect the safety functions of the equipment?

Y	N	U
X		

Comments (Additional pages may be added as necessary)

Evaluated by:  Date: 7/25/2012
Eddie M. Guerra

 Date: 7/25/2012
Adam L. Helffrich

Status: Y N U

Seismic Walkdown Checklist (SWC)

Equipment ID No. SW1399 Equip. Class 8A. Motor-Operated Valves

Equipment Description MOV SW-1399

Location: Bldg. INTK Floor El. 566.25 Room 53

Manufacturer, Model, Etc. _____

Instructions for Completing Checklist

This checklist may be used to document the results of the Seismic Walkdown of an item of equipment on the SWEL. The space below each of the following questions may be used to record the results of judgments and findings. Additional space is provided at the end of this checklist for documenting other comments.

Anchorage

1. Is the anchorage configuration verification required (i.e., is the item one of the 50% of SWEL items requiring such verification)?

No degraded condition identified.

Y	N
	X

2. Is the anchorage free of bent, broken, missing or loose hardware?

Y	N	U	N/A
			X

3. Is the anchorage free of corrosion that is more than mild surface oxidation?

Y	N	U	N/A
			X

4. Is the anchorage free of visible cracks in the concrete near the anchors?

Y	N	U	N/A
			X

5. Is the anchorage configuration consistent with plant documentation?
(Note: This question only applies if the item is one of the 50% for which an anchorage configuration verification is required.)

Y	N	U	N/A
			X

6. Based on the above anchorage evaluations, is the anchorage free of potentially adverse seismic conditions?

Y	N	U
X		

Status **Y** N U

Seismic Walkdown Checklist (SWC)

Equipment ID No. SW1399 Equip. Class 8A. Motor-Operated Valves

Equipment Description MOV SW-1399

Interaction Effects

7. Are soft targets free from impact by nearby equipment or structures?

Y	N	U	N/A
X			

8. Are overhead equipment, distribution systems, ceiling tiles and lighting, and masonry block walls not likely to collapse onto the equipment?

Y	N	U	N/A
X			

9. Do attached lines have adequate flexibility to avoid damage?

Attached lines found with adequate flexibility.

Y	N	U	N/A
X			

10. Based on the above seismic interaction evaluations, is equipment free of potentially adverse seismic interaction effects?


Y	N	U
X		


Other Adverse Conditions

11. Have you looked for and found no other seismic conditions that could adversely affect the safety functions of the equipment?

Y	N	U
X		

Comments (Additional pages may be added as necessary)

Evaluated by:  Date: 7/25/2012
Eddie M. Guerra

 Date: 7/25/2012
Adam L. Helffrich


Status Y N U

Seismic Walkdown Checklist (SWC)


Equipment ID No. SW1399 Equip. Class 8A. Motor-Operated Valves

Equipment Description MOV SW-1399

Other supporting or relevant documents and photos (if any):



SW1399 plate
ID Plate of component



SW1399 general
General view of component

Status **Y** N U

Seismic Walkdown Checklist (SWC)

Equipment ID No. SW3963 Equip. Class 7. Pneumatic-Operated Valves

Equipment Description RELIEF VALVE SW 3963

Location: Bldg. INTK Floor El. 566.25 Room 53

Manufacturer, Model, Etc. _____

Instructions for Completing Checklist

This checklist may be used to document the results of the Seismic Walkdown of an item of equipment on the SWEL. The space below each of the following questions may be used to record the results of judgments and findings. Additional space is provided at the end of this checklist for documenting other comments.

Anchorage

1. Is the anchorage configuration verification required (i.e., is the item one of the 50% of SWEL items requiring such verification)?

Mounted on insulated pipe. No degraded condition identified.

Y	N
	X

2. Is the anchorage free of bent, broken, missing or loose hardware?

Y	N	U	N/A
			X

3. Is the anchorage free of corrosion that is more than mild surface oxidation?

Y	N	U	N/A
			X

4. Is the anchorage free of visible cracks in the concrete near the anchors?

Anchorage of supporting main line found with minor spalled grout. Judged not to reduce seismic capacity of support base.

Y	N	U	N/A
			X

5. Is the anchorage configuration consistent with plant documentation?

(Note: This question only applies if the item is one of the 50% for which an anchorage configuration verification is required.)

Y	N	U	N/A
			X

6. Based on the above anchorage evaluations, is the anchorage free of potentially adverse seismic conditions?

Y	N	U
X		

Status **Y** N U

Seismic Walkdown Checklist (SWC)

Equipment ID No. SW3963 Equip. Class 7. Pneumatic-Operated Valves

Equipment Description RELIEF VALVE SW 3963

Interaction Effects

7. Are soft targets free from impact by nearby equipment or structures?

Y	N	U	N/A
X			

8. Are overhead equipment, distribution systems, ceiling tiles and lighting, and masonry block walls not likely to collapse onto the equipment?

Y	N	U	N/A
X			

9. Do attached lines have adequate flexibility to avoid damage?

Y	N	U	N/A
X			

10. Based on the above seismic interaction evaluations, is equipment free of potentially adverse seismic interaction effects?

Y	N	U
X		

Other Adverse Conditions


11. Have you looked for and found no other seismic conditions that could adversely affect the safety functions of the equipment?

Y	N	U
X		

Scaffold is the area is properly restrained.

Comments (Additional pages may be added as necessary)

Evaluated by:  Date: 7/25/2012
Eddie M. Guerra

 Date: 7/25/2012
Adam L. Helffrich

Status Y N U

Seismic Walkdown Checklist (SWC)


Equipment ID No. SW3963 Equip. Class 7. Pneumatic-Operated Valves

Equipment Description RELIEF VALVE SW 3963

Other supporting or relevant documents and photos (if any):



SW3963 Plate
ID Plate of component



SW3963 General
General view of component

Status Y N U

Seismic Walkdown Checklist (SWC)

Equipment ID No. SW-5896 Equip. Class 7. Pneumatic-Operated Valves

Equipment Description CTRM EMERG COND 1-1

Location: Bldg. AUXB Floor El. 638 Room 603

Manufacturer, Model, Etc. _____

Instructions for Completing Checklist

This checklist may be used to document the results of the Seismic Walkdown of an item of equipment on the SWEL. The space below each of the following questions may be used to record the results of judgments and findings. Additional space is provided at the end of this checklist for documenting other comments.

Anchorage

1. Is the anchorage configuration verification required (i.e., is the item one of the 50% of SWEL items requiring such verification)?

Y	N
	X

Small valve on ~2.5" diameter pipe. Pipe span <~6.5' with rigid supports. Valve is ~12" from one end of the span. Valve height ~24". OK.

2. Is the anchorage free of bent, broken, missing or loose hardware?

Y	N	U	N/A
			X

3. Is the anchorage free of corrosion that is more than mild surface oxidation?

Y	N	U	N/A
			X

4. Is the anchorage free of visible cracks in the concrete near the anchors?

Y	N	U	N/A
			X

5. Is the anchorage configuration consistent with plant documentation?
(Note: This question only applies if the item is one of the 50% for which an anchorage configuration verification is required.)

Y	N	U	N/A
			X

6. Based on the above anchorage evaluations, is the anchorage free of potentially adverse seismic conditions?

Y	N	U
X		

Status **Y** N U

Seismic Walkdown Checklist (SWC)

Equipment ID No. SW-5896 Equip. Class 7. Pneumatic-Operated Valves

Equipment Description CTRM EMERG COND 1-1

Interaction Effects

7. Are soft targets free from impact by nearby equipment or structures?

Y	N	U	N/A
X			

8. Are overhead equipment, distribution systems, ceiling tiles and lighting, and masonry block walls not likely to collapse onto the equipment?

Y	N	U	N/A
X			

9. Do attached lines have adequate flexibility to avoid damage?

Y	N	U	N/A
X			

10. Based on the above seismic interaction evaluations, is equipment free of potentially adverse seismic interaction effects?


Y	N	U
X		


Other Adverse Conditions

11. Have you looked for and found no other seismic conditions that could adversely affect the safety functions of the equipment?

Y	N	U
X		

Comments (Additional pages may be added as necessary)

Evaluated by:  Date: 7/25/2012
Eddie M. Guerra

 Date: 7/25/2012
Adam L. Helffrich


Status Y N U

Seismic Walkdown Checklist (SWC)

Equipment ID No. SW-5896 Equip. Class 7. Pneumatic-Operated Valves

Equipment Description CTRM EMERG COND 1-1

Other supporting or relevant documents and photos (if any):



SW5896 general
General view of component

Status Y N U

Seismic Walkdown Checklist (SWC)

Equipment ID No. SW82 Equip. Class 0d. Other - check/manual valve

Equipment Description MANUAL VALVE SW 82

Location: Bldg. INTK Floor El. 565 Room 251

Manufacturer, Model, Etc. _____

Instructions for Completing Checklist

This checklist may be used to document the results of the Seismic Walkdown of an item of equipment on the SWEL. The space below each of the following questions may be used to record the results of judgments and findings. Additional space is provided at the end of this checklist for documenting other comments.

Anchorage

1. Is the anchorage configuration verification required (i.e., is the item one of the 50% of SWEL items requiring such verification)?

Y	N
	X

Small manual valve on ~12" diameter insulated pipe. Pipe is rigidly supported at about three pipe diameters on either side of valve. OK.

2. Is the anchorage free of bent, broken, missing or loose hardware?

Y	N	U	N/A
			X

3. Is the anchorage free of corrosion that is more than mild surface oxidation?

Y	N	U	N/A
			X

4. Is the anchorage free of visible cracks in the concrete near the anchors?

Y	N	U	N/A
			X

5. Is the anchorage configuration consistent with plant documentation?
(Note: This question only applies if the item is one of the 50% for which an anchorage configuration verification is required.)

Y	N	U	N/A
			X

6. Based on the above anchorage evaluations, is the anchorage free of potentially adverse seismic conditions?

Y	N	U
X		

Status **Y** N U

Seismic Walkdown Checklist (SWC)

Equipment ID No. SW82 Equip. Class 0d. Other - check/manual valve

Equipment Description MANUAL VALVE SW 82

Interaction Effects

7. Are soft targets free from impact by nearby equipment or structures?

Y	N	U	N/A
X			

8. Are overhead equipment, distribution systems, ceiling tiles and lighting, and masonry block walls not likely to collapse onto the equipment?

Y	N	U	N/A
X			

9. Do attached lines have adequate flexibility to avoid damage?

Y	N	U	N/A
X			

10. Based on the above seismic interaction evaluations, is equipment free of potentially adverse seismic interaction effects?

Y	N	U
X		


Other Adverse Conditions

11. Have you looked for and found no other seismic conditions that could adversely affect the safety functions of the equipment?

Y	N	U
X		

Comments (Additional pages may be added as necessary)

Evaluated by:  Date: 7/25/2012
Eddie M. Guerra

 Date: 7/25/2012
Adam L. Helffrich

Status Y N U

Seismic Walkdown Checklist (SWC)

Equipment ID No. SW82 Equip. Class 0d. Other - check/manual valve

Equipment Description MANUAL VALVE SW 82

Other supporting or relevant documents and photos (if any):



SW82 Plate and General
Overall view of component

Status: Y N U

Seismic Walkdown Checklist (SWC)

Equipment ID No. T10 Equip. Class 21. Tanks and Heat Exchangers

Equipment Description BORATED WATER STORAGE TANK 1-1

Location: Bldg. AUXB Floor El. 565 Room PT

Manufacturer, Model, Etc. _____

Instructions for Completing Checklist

This checklist may be used to document the results of the Seismic Walkdown of an item of equipment on the SWEL. The space below each of the following questions may be used to record the results of judgments and findings. Additional space is provided at the end of this checklist for documenting other comments.

Anchorage

1. Is the anchorage configuration verification required (i.e., is the item one of the 50% of SWEL items requiring such verification)?

Y	N
X	

2. Is the anchorage free of bent, broken, missing or loose hardware?
No missing parts identified.

Y	N	U	N/A
X			

3. Is the anchorage free of corrosion that is more than mild surface oxidation?
Slight surface rust on one anchor bolt. OK.

Y	N	U	N/A
X			

4. Is the anchorage free of visible cracks in the concrete near the anchors?

Y	N	U	N/A
X			

5. Is the anchorage configuration consistent with plant documentation?
(Note: This question only applies if the item is one of the 50% for which an anchorage configuration verification is required.)
Tank anchorage verified from drawing C-34-147 and SQUG calculation C-CSS-T10 showing 48 - 2.5" diam. Bolts.

Y	N	U	N/A
X			

6. Based on the above anchorage evaluations, is the anchorage free of potentially adverse seismic conditions?

Y	N	U
X		

Status **Y** N U

Seismic Walkdown Checklist (SWC)

Equipment ID No. T10 Equip. Class 21. Tanks and Heat Exchangers

Equipment Description BORATED WATER STORAGE TANK 1-1

Interaction Effects

7. Are soft targets free from impact by nearby equipment or structures?
Temporary maintenance equipment identified in the area but no significant potential interaction was expected.

Y	N	U	N/A
X			

8. Are overhead equipment, distribution systems, ceiling tiles and lighting, and masonry block walls not likely to collapse onto the equipment?

Y	N	U	N/A
X			

9. Do attached lines have adequate flexibility to avoid damage?

Y	N	U	N/A
X			

10. Based on the above seismic interaction evaluations, is equipment free of potentially adverse seismic interaction effects?

Y	N	U
X		


Other Adverse Conditions


11. Have you looked for and found no other seismic conditions that could adversely affect the safety functions of the equipment?

Y	N	U
X		

Comments (Additional pages may be added as necessary)

Evaluated by:


Eddie M. Guerra Date: 7/25/2012


Adam L. Helffrich Date: 7/25/2012


Status Y N U

Seismic Walkdown Checklist (SWC)

Equipment ID No. T10 Equip. Class 21. Tanks and Heat Exchangers

Equipment Description BORATED WATER STORAGE TANK 1-1

Other supporting or relevant documents and photos (if any):



BWST General
ID Plate of component



BWST Anchorage
Partial view of anchorage, view is typical of all anchors

Status: Y N U

Seismic Walkdown Checklist (SWC)

Equipment ID No. T12 Equip. Class 21. Tanks and Heat Exchangers

Equipment Description COMPONENT COOLING SURGE TANLK, T12

Location: Bldg. AUXB Floor El. 623 Room 501

Manufacturer, Model, Etc. _____

Instructions for Completing Checklist

This checklist may be used to document the results of the Seismic Walkdown of an item of equipment on the SWEL. The space below each of the following questions may be used to record the results of judgments and findings. Additional space is provided at the end of this checklist for documenting other comments.

Anchorage

1. Is the anchorage configuration verification required (i.e., is the item one of the 50% of SWEL items requiring such verification)?

Y	N
X	

Horizontal tank on two saddles with cross bracing anchored to short concrete pedestals.

2. Is the anchorage free of bent, broken, missing or loose hardware?

Y	N	U	N/A
X			

A small gap ~1/4" found between a nut and washer at one anchor location.

Judged not to be a significant adverse condition.

3. Is the anchorage free of corrosion that is more than mild surface oxidation?

Y	N	U	N/A
X			

4. Is the anchorage free of visible cracks in the concrete near the anchors?

Y	N	U	N/A
X			

See item 6 below.

5. Is the anchorage configuration consistent with plant documentation?

Y	N	U	N/A
X			

(Note: This question only applies if the item is one of the 50% for which an anchorage configuration verification is required.)

Anchorage verification based on SQUG calculation C-CSS-T12 showing 8 - 1" diam bolts.

6. Based on the above anchorage evaluations, is the anchorage free of potentially adverse seismic conditions?

Y	N	U
X		

Hairline crack on one of the concrete pedestals. Judged not a significant adverse condition

Status **Y** N U

Seismic Walkdown Checklist (SWC)

Equipment ID No. T12 Equip. Class 21. Tanks and Heat Exchangers

Equipment Description COMPONENT COOLING SURGE TANLK, T12

Interaction Effects

7. Are soft targets free from impact by nearby equipment or structures?

Y	N	U	N/A
X			

8. Are overhead equipment, distribution systems, ceiling tiles and lighting, and masonry block walls not likely to collapse onto the equipment?

Y	N	U	N/A
X			

9. Do attached lines have adequate flexibility to avoid damage?

Y	N	U	N/A
X			

10. Based on the above seismic interaction evaluations, is equipment free of potentially adverse seismic interaction effects?

Y	N	U
X		

Adjacent pipe lines running close to tank judged not an adverse condition


Other Adverse Conditions

11. Have you looked for and found no other seismic conditions that could adversely affect the safety functions of the equipment?

Y	N	U
X		

Comments (Additional pages may be added as necessary)

Evaluated by:  Date: 7/25/2012
Eddie M. Guerra

 Date: 7/25/2012
Adam L. Helffrich

Status Y N U

Seismic Walkdown Checklist (SWC)

Equipment ID No. T12 Equip. Class 21. Tanks and Heat Exchangers

Equipment Description COMPONENT COOLING SURGE TANLK, T12

Other supporting or relevant documents and photos (if any):



T12 plate
ID Plate of component



T12 general
General view of component

Status **Y** N U

Seismic Walkdown Checklist (SWC)

Equipment ID No. T12 Equip. Class 21. Tanks and Heat Exchangers

Equipment Description COMPONENT COOLING SURGE TANLK, T12



T12 anchorage typical
Partial view of anchorage, view is typical of all anchors



T12 loose bolt front right
Anchor bolt coming loose on the front right of component

Status Y N U

Seismic Walkdown Checklist (SWC)

Equipment ID No. T12 Equip. Class 21. Tanks and Heat Exchangers

Equipment Description COMPONENT COOLING SURGE TANLK, T12



T12 Pedestal with
Minor Hairline Crack

Status: Y N U

Seismic Walkdown Checklist (SWC)

Equipment ID No. T153-1 Equip. Class 21. Tanks and Heat Exchangers

Equipment Description EDG FUEL OIL STORAGE TANK 1-1, FOR EDG 1-1, PARTIALLY BELOW GROUND

Location: Bldg. YARD Floor El. YARD Room YARD

Manufacturer, Model, Etc. _____

Instructions for Completing Checklist

This checklist may be used to document the results of the Seismic Walkdown of an item of equipment on the SWEL. The space below each of the following questions may be used to record the results of judgments and findings. Additional space is provided at the end of this checklist for documenting other comments.

Anchorage

1. Is the anchorage configuration verification required (i.e., is the item one of the 50% of SWEL items requiring such verification)?

Tank partially buried, unable to view anchorage.

Y	N
	X

2. Is the anchorage free of bent, broken, missing or loose hardware?

None observed.

Y	N	U	N/A
X			

3. Is the anchorage free of corrosion that is more than mild surface oxidation?

None observed, anchorage not accessible.

Y	N	U	N/A
X			

4. Is the anchorage free of visible cracks in the concrete near the anchors?

None observed, anchorage not accessible.

Y	N	U	N/A
X			

5. Is the anchorage configuration consistent with plant documentation?

(Note: This question only applies if the item is one of the 50% for which an anchorage configuration verification is required.)

Y	N	U	N/A
			X

6. Based on the above anchorage evaluations, is the anchorage free of potentially adverse seismic conditions?

Y	N	U
X		

Status **Y** N U

Seismic Walkdown Checklist (SWC)

Equipment ID No. T153-1 Equip. Class 21. Tanks and Heat Exchangers

Equipment Description EDG FUEL OIL STORAGE TANK 1-1, FOR EDG 1-1, PARTIALLY BELOW GROUND

Interaction Effects

7. Are soft targets free from impact by nearby equipment or structures?

Y	N	U	N/A
X			

8. Are overhead equipment, distribution systems, ceiling tiles and lighting, and masonry block walls not likely to collapse onto the equipment?

Y	N	U	N/A
X			

9. Do attached lines have adequate flexibility to avoid damage?

Y	N	U	N/A
X			

10. Based on the above seismic interaction evaluations, is equipment free of potentially adverse seismic interaction effects?

Y	N	U
X		

Other Adverse Conditions


11. Have you looked for and found no other seismic conditions that could adversely affect the safety functions of the equipment?

Y	N	U
X		

Comments (Additional pages may be added as necessary)

SQUG Calc C-CSS-T153-1 concludes anchorage and attached lines are adequate.

Evaluated by:  Date: 7/25/2012
Eddie M. Guerra

 Date: 7/25/2012
Adam L. Helffrich

Status Y N U

Seismic Walkdown Checklist (SWC)

Equipment ID No. T153-1 Equip. Class 21. Tanks and Heat Exchangers

Equipment Description EDG FUEL OIL STORAGE TANK 1-1, FOR EDG 1-1, PARTIALLY BELOW GROUND

Other supporting or relevant documents and photos (if any):



T153-1 General
General View of Component

Status: Y N U

Seismic Walkdown Checklist (SWC)

Equipment ID No. T46-1 Equip. Class 21. Tanks and Heat Exchangers

Equipment Description EMERGENCY DIESEL GENERATOR DAY TANK 1-1, FOR EDG 1-1

Location: Bldg. AUXB Floor El. 585 Room 321A

Manufacturer, Model, Etc. _____

Instructions for Completing Checklist

This checklist may be used to document the results of the Seismic Walkdown of an item of equipment on the SWEL. The space below each of the following questions may be used to record the results of judgments and findings. Additional space is provided at the end of this checklist for documenting other comments.

Anchorage

1. Is the anchorage configuration verification required (i.e., is the item one of the 50% of SWEL items requiring such verification)?

Each tank saddle anchored with 4-3/4" anchor bolts.

Y	N
X	

2. Is the anchorage free of bent, broken, missing or loose hardware?

Y	N	U	N/A
X			

3. Is the anchorage free of corrosion that is more than mild surface oxidation?

Anchorage found in good condition. No signs of corrosion identified.

Y	N	U	N/A
X			

4. Is the anchorage free of visible cracks in the concrete near the anchors?

Y	N	U	N/A
X			

5. Is the anchorage configuration consistent with plant documentation?
(Note: This question only applies if the item is one of the 50% for which an anchorage configuration verification is required.)

Anchorage verified from SQUG calc C-CSS-T46-1 and drawing C-0213A for two saddles and 4-3/4" diam bolts at each support.

Y	N	U	N/A
X			

6. Based on the above anchorage evaluations, is the anchorage free of potentially adverse seismic conditions?

Y	N	U
X		

Status **Y** N U

Seismic Walkdown Checklist (SWC)

Equipment ID No. T46-1 Equip. Class 21. Tanks and Heat Exchangers

Equipment Description EMERGENCY DIESEL GENERATOR DAY TANK 1-1, FOR EDG 1-1

Interaction Effects

7. Are soft targets free from impact by nearby equipment or structures?

Y	N	U	N/A
X			

8. Are overhead equipment, distribution systems, ceiling tiles and lighting, and masonry block walls not likely to collapse onto the equipment?

Seismic capacity of block walls in the area verified.

Block walls 305D and 306D verified to be to be seismically adequate based on refs. VBW12-B001-065, Rev 5 (4/21/88) and VBW12-B001-066, Rev 6 (8/26/87)

Y	N	U	N/A
X			

9. Do attached lines have adequate flexibility to avoid damage?

Y	N	U	N/A
X			

10. Based on the above seismic interaction evaluations, is equipment free of potentially adverse seismic interaction effects?


Y	N	U
X		


Other Adverse Conditions

11. Have you looked for and found no other seismic conditions that could adversely affect the safety functions of the equipment?

Y	N	U
X		

Comments (Additional pages may be added as necessary)

Evaluated by:  Date: 7/25/2012
Eddie M. Guerra

 Date: 7/25/2012
Adam L. Helffrich

Status Y N U

Seismic Walkdown Checklist (SWC)


Equipment ID No. T46-1 Equip. Class 21. Tanks and Heat Exchangers

Equipment Description EMERGENCY DIESEL GENERATOR DAY TANK 1-1, FOR EDG 1-1

Other supporting or relevant documents and photos (if any):



T46-1 plate
ID Plate of component



T46-1 general
General view of component

Status Y N U

Seismic Walkdown Checklist (SWC)

Equipment ID No. T46-1 Equip. Class 21. Tanks and Heat Exchangers

Equipment Description EMERGENCY DIESEL GENERATOR DAY TANK 1-1, FOR EDG 1-1



T46-1 anchorage
Partial view of anchorage, view is typical of all anchors



T46-1 masonry wall
Potential interaction hazard from masonry wall near unit

Status Y N U

Seismic Walkdown Checklist (SWC)

Equipment ID No. TE-5329 Equip. Class 19. Temperature Sensors

Equipment Description EDG RM 318 TEMP ELEMENT

Location: Bldg. AUXB Floor El. 585 Room 318

Manufacturer, Model, Etc. _____

Instructions for Completing Checklist

This checklist may be used to document the results of the Seismic Walkdown of an item of equipment on the SWEL. The space below each of the following questions may be used to record the results of judgments and findings. Additional space is provided at the end of this checklist for documenting other comments.

Anchorage

1. Is the anchorage configuration verification required (i.e., is the item one of the 50% of SWEL items requiring such verification)?

Very small temperature element mounted on a strut channel with two 1/4" diameter channel nuts. The strut channel is then anchored to a block wall with two 3/8" diameter anchor bolts. OK.

Y	N
	X

2. Is the anchorage free of bent, broken, missing or loose hardware?

Y	N	U	N/A
			X

3. Is the anchorage free of corrosion that is more than mild surface oxidation?

Y	N	U	N/A
			X

4. Is the anchorage free of visible cracks in the concrete near the anchors?

Y	N	U	N/A
			X

5. Is the anchorage configuration consistent with plant documentation?
(Note: This question only applies if the item is one of the 50% for which an anchorage configuration verification is required.)

Y	N	U	N/A
			X

6. Based on the above anchorage evaluations, is the anchorage free of potentially adverse seismic conditions?

Y	N	U
X		

Status **Y** N U

Seismic Walkdown Checklist (SWC)

Equipment ID No. TE-5329 Equip. Class 19. Temperature Sensors

Equipment Description EDG RM 318 TEMP ELEMENT

Interaction Effects

7. Are soft targets free from impact by nearby equipment or structures?

Y	N	U	N/A
X			

8. Are overhead equipment, distribution systems, ceiling tiles and lighting, and masonry block walls not likely to collapse onto the equipment?

Component is anchored to Block Walls 308D/309D. Seismic adequacy verified by calculations VBW12-B001-068, Rev 3 (5/27/81) and VBW13-B001-069, Rev 3 (5/28/81)

Y	N	U	N/A
X			

9. Do attached lines have adequate flexibility to avoid damage?

Y	N	U	N/A
X			

10. Based on the above seismic interaction evaluations, is equipment free of potentially adverse seismic interaction effects?

Y	N	U
X		


Other Adverse Conditions


11. Have you looked for and found no other seismic conditions that could adversely affect the safety functions of the equipment?

Y	N	U
X		

Comments (Additional pages may be added as necessary)

Evaluated by:


Eddie M. Guerra Date: 7/25/2012


Adam L. Helffrich Date: 7/25/2012

Status Y N U

Seismic Walkdown Checklist (SWC)

Equipment ID No. TE-5329 Equip. Class 19. Temperature Sensors

Equipment Description EDG RM 318 TEMP ELEMENT

Other supporting or relevant documents and photos (if any):



TE5329 plate and general
Overall view of component and anchorage

Status Y N U

Seismic Walkdown Checklist (SWC)

Equipment ID No. TS-5261 Equip. Class 18. Instrument (on) Racks

Equipment Description CTRM EMERG VENT FAN 1 TEMP SWT

Location: Bldg. AUXB Floor El. 638 Room 603

Manufacturer, Model, Etc. _____

Instructions for Completing Checklist

This checklist may be used to document the results of the Seismic Walkdown of an item of equipment on the SWEL. The space below each of the following questions may be used to record the results of judgments and findings. Additional space is provided at the end of this checklist for documenting other comments.

Anchorage

- | | |
|---|---|
| Y | N |
| X | X |
1. Is the anchorage configuration verification required (i.e., is the item one of the 50% of SWEL items requiring such verification)?
Very lightweight temperature switch mounted on a cantilevered rack (HSS 6x6) which is anchored to floor with four 1/2" diameter anchor bolts. The sensor is attached to two welded strut channels (to HSS) with four 1/4" diameter channel nuts. OK.
- | | | | |
|---|---|---|-----|
| Y | N | U | N/A |
| X | | | |
2. Is the anchorage free of bent, broken, missing or loose hardware?
- | | | | |
|---|---|---|-----|
| Y | N | U | N/A |
| X | | | |
3. Is the anchorage free of corrosion that is more than mild surface oxidation?
- | | | | |
|---|---|---|-----|
| Y | N | U | N/A |
| X | | | |
4. Is the anchorage free of visible cracks in the concrete near the anchors?
- | | | | |
|---|---|---|-----|
| Y | N | U | N/A |
| X | | | |
5. Is the anchorage configuration consistent with plant documentation?
(Note: This question only applies if the item is one of the 50% for which an anchorage configuration verification is required.)
- | | | | |
|---|---|---|-----|
| Y | N | U | N/A |
| | | | X |
6. Based on the above anchorage evaluations, is the anchorage free of potentially adverse seismic conditions?
- | | | |
|---|---|---|
| Y | N | U |
| X | | |

Status Y N U

Seismic Walkdown Checklist (SWC)

Equipment ID No. TS-5261 Equip. Class 18. Instrument (on) Racks

Equipment Description CTRM EMERG VENT FAN I TEMP SWT

Interaction Effects

7. Are soft targets free from impact by nearby equipment or structures?

Y	N	U	N/A
X			

8. Are overhead equipment, distribution systems, ceiling tiles and lighting, and masonry block walls not likely to collapse onto the equipment?

Y	N	U	N/A
X			

Seismic capacity of block walls in the area verified.

Block walls 6017, 6107 and 6097 verified to be to be seismically adequate based on ref. VBW31-B001-164, Rev 3 (2/14/06),

VBW32-B001-168, Rev 2 (5/10/88) and VBW32-B001-167, Rev 8 (11/7/84).

9. Do attached lines have adequate flexibility to avoid damage?

Y	N	U	N/A
X			

10. Based on the above seismic interaction evaluations, is equipment free of potentially adverse seismic interaction effects?

Y	N	U
X		


Other Adverse Conditions


11. Have you looked for and found no other seismic conditions that could adversely affect the safety functions of the equipment?

Y	N	U
X		

Anchor spacing to other nearby instrument racks was judged adequate.

Comments (Additional pages may be added as necessary)

Evaluated by:  Date: 7/25/2012
Eddie M. Guerra

 Date: 7/25/2012
Adam L. Helffrich


Status Y N U

Seismic Walkdown Checklist (SWC)


Equipment ID No. TS-5261 Equip. Class 18. Instrument (on) Racks

Equipment Description CTRM EMERG VENT FAN 1 TEMP SWT

Other supporting or relevant documents and photos (if any):



T5261 plate
ID Plate of component




T5261 general
General view of component

Status **Y** N U


Seismic Walkdown Checklist (SWC)

Equipment ID No. TS-5261 Equip. Class 18. Instrument (on) Racks

Equipment Description CTRM EMERG VENT FAN 1 TEMP SWT



T5261 anchorage
View of anchorage



T5261 block wall
Potential interaction hazard from masonry wall near unit

Status Y N U

Seismic Walkdown Checklist (SWC)

Equipment ID No. XCE1-1 Equip. Class 4. Transformers

Equipment Description TRANSFORMER CE 1-1

Location: Bldg. AUXB Floor El. 603 Room 429

Manufacturer, Model, Etc. _____

Instructions for Completing Checklist

This checklist may be used to document the results of the Seismic Walkdown of an item of equipment on the SWEL. The space below each of the following questions may be used to record the results of judgments and findings. Additional space is provided at the end of this checklist for documenting other comments.

Anchorage

1. Is the anchorage configuration verification required (i.e., is the item one of the 50% of SWEL items requiring such verification)?

Y	N
X	

Attached to unit substation E1. The transformer is welded to embed channels with stitch welds at one side and plug welds at the opposite side.

2. Is the anchorage free of bent, broken, missing or loose hardware?

Y	N	U	N/A
X			

3. Is the anchorage free of corrosion that is more than mild surface oxidation?

Y	N	U	N/A
X			

4. Is the anchorage free of visible cracks in the concrete near the anchors?

Y	N	U	N/A
X			

5. Is the anchorage configuration consistent with plant documentation?

(Note: This question only applies if the item is one of the 50% for which an anchorage configuration verification is required.)

Anchorage configuration evaluated in SQUG calculations C-CSS-CE1-1 and C-CSS-DF1-2 and found acceptable. Based on page 6 of 11 of C-CSS-DF1-2, confirmed that one side has two 3/8" thick, 3.5" long welds and opposite side has plug welds.

Y	N	U	N/A
X			

6. Based on the above anchorage evaluations, is the anchorage free of potentially adverse seismic conditions?

Y	N	U
X		

Status **Y** N U

Seismic Walkdown Checklist (SWC)

Equipment ID No. XCE1-1 Equip. Class 4. Transformers

Equipment Description TRANSFORMER CE 1-1

Interaction Effects

7. Are soft targets free from impact by nearby equipment or structures?

Y	N	U	N/A
X			

8. Are overhead equipment, distribution systems, ceiling tiles and lighting, and masonry block walls not likely to collapse onto the equipment?
No potential interaction hazard indentified in the area.

Y	N	U	N/A
X			

9. Do attached lines have adequate flexibility to avoid damage?

Y	N	U	N/A
X			

10. Based on the above seismic interaction evaluations, is equipment free of potentially adverse seismic interaction effects?

Y	N	U
X		


Other Adverse Conditions

11. Have you looked for and found no other seismic conditions that could adversely affect the safety functions of the equipment?

Y	N	U
X		

Comments (Additional pages may be added as necessary)

Evaluated by:  Date: 7/25/2012
Eddie M. Guerra

 Date: 7/25/2012
Adam L. Helffrich


Status **Y** N U

Seismic Walkdown Checklist (SWC)

Equipment ID No. XCE1-1 Equip. Class 4. Transformers

Equipment Description TRANSFORMER CE 1-1

Other supporting or relevant documents and photos (if any):



XCE-1 Plate
ID Plate of component




XCE-1 General
General view of component

Status Y N U

Seismic Walkdown Checklist (SWC)

Equipment ID No. XCE1-1 Equip. Class 4. Transformers

Equipment Description TRANSFORMER CE 1-1



XCE-1 Stitch Weld
Partial view of anchorage, view is typical of all anchors

Status: Y N U

Seismic Walkdown Checklist (SWC)

Equipment ID No. XDF1-2 Equip. Class 4. Transformers

Equipment Description TRANSFORMER DF 1-2

Location: Bldg. AUXB Floor El. 603 Room 428

Manufacturer, Model, Etc. _____

Instructions for Completing Checklist

This checklist may be used to document the results of the Seismic Walkdown of an item of equipment on the SWEL. The space below each of the following questions may be used to record the results of judgments and findings. Additional space is provided at the end of this checklist for documenting other comments.

Anchorage

1. Is the anchorage configuration verification required (i.e., is the item one of the 50% of SWEL items requiring such verification)?

Y	N
X	

Attached to unit substation F1. The transformer is welded to embed channels with stitch welds at one side and plug welds at the opposite side.

2. Is the anchorage free of bent, broken, missing or loose hardware?

Y	N	U	N/A
X			

3. Is the anchorage free of corrosion that is more than mild surface oxidation?

Y	N	U	N/A
X			

4. Is the anchorage free of visible cracks in the concrete near the anchors?

Y	N	U	N/A
X			

5. Is the anchorage configuration consistent with plant documentation?

(Note: This question only applies if the item is one of the 50% for which an anchorage configuration verification is required.)

Y	N	U	N/A
X			

As-installed anchorage configuration evaluated and found adequate in SQUG calculation C-CSS-DF1-2.

Based on page 6 of 11 of C-CSS-DF1-2, confirmed that one side has two 3/8" thick, 3.5" long welds and opposite side has plug welds.

6. Based on the above anchorage evaluations, is the anchorage free of potentially adverse seismic conditions?

Y	N	U
X		

Status **Y** N U

Seismic Walkdown Checklist (SWC)

Equipment ID No. XDF1-2 Equip. Class 4. Transformers

Equipment Description TRANSFORMER DF 1-2

Interaction Effects

7. Are soft targets free from impact by nearby equipment or structures?

Y	N	U	N/A
X			

8. Are overhead equipment, distribution systems, ceiling tiles and lighting, and masonry block walls not likely to collapse onto the equipment?

No potential interaction hazard indentified in the area.

Y	N	U	N/A
X			

9. Do attached lines have adequate flexibility to avoid damage?

Y	N	U	N/A
X			

10. Based on the above seismic interaction evaluations, is equipment free of potentially adverse seismic interaction effects?

Y	N	U
X		


Other Adverse Conditions

11. Have you looked for and found no other seismic conditions that could adversely affect the safety functions of the equipment?


Y	N	U
X		

Comments (Additional pages may be added as necessary)

Evaluated by:


Eddie M. Guerra

Date: 7/25/2012


Adam L. Helffrich

Date: 7/25/2012


Status Y N U

Seismic Walkdown Checklist (SWC)

Equipment ID No. XDF1-2 Equip. Class 4. Transformers

Equipment Description TRANSFORMER DF 1-2

Other supporting or relevant documents and photos (if any):



XDF1-2 Plate
ID Plate of component



XDF1-2 General
General view of component

Status Y N U


Seismic Walkdown Checklist (SWC)

Equipment ID No. XDF1-2 Equip. Class 4. Transformers

Equipment Description TRANSFORMER DF 1-2



XDF1-2 Stitch Weld Front
Unit is stitch welded along the entire front of the component



XDF1-2 No Anchorage Rear
No welding apparent on rear of component as used on the front of the unit

Status: Y N U

Seismic Walkdown Checklist (SWC)

Equipment ID No. Y105 Equip. Class 20. Instrument and Control Panels

Equipment Description EDG 1-1 DISCONNECT SWITCH FOR C3615 inside PNL Y1

Location: Bldg. AUXB Floor El. 603 Room 429

Manufacturer, Model, Etc. _____

Instructions for Completing Checklist

This checklist may be used to document the results of the Seismic Walkdown of an item of equipment on the SWEL. The space below each of the following questions may be used to record the results of judgments and findings. Additional space is provided at the end of this checklist for documenting other comments.

Anchorage

1. Is the anchorage configuration verification required (i.e., is the item one of the 50% of SWEL items requiring such verification)?

Y	N
	X

*Inside Panel Y1. Panel mounted with four 3/4" anchors.
No degraded condition found.*

2. Is the anchorage free of bent, broken, missing or loose hardware?

Y	N	U	N/A
X			

None observed during walkdown.

3. Is the anchorage free of corrosion that is more than mild surface oxidation?

Y	N	U	N/A
X			

None observed during walkdown.

4. Is the anchorage free of visible cracks in the concrete near the anchors?

Y	N	U	N/A
X			

None observed during walkdown.

5. Is the anchorage configuration consistent with plant documentation?

Y	N	U	N/A
			X

(Note: This question only applies if the item is one of the 50% for which an anchorage configuration verification is required.)

6. Based on the above anchorage evaluations, is the anchorage free of potentially adverse seismic conditions?

Y	N	U
X		

Status: Y N U

Seismic Walkdown Checklist (SWC)

Equipment ID No. Y105 Equip. Class 20. Instrument and Control Panels

Equipment Description EDG 1-1 DISCONNECT SWITCH FOR C3615 inside PNL Y1

Interaction Effects

7. Are soft targets free from impact by nearby equipment or structures?

Y	N	U	N/A
X			

8. Are overhead equipment, distribution systems, ceiling tiles and lighting, and masonry block walls not likely to collapse onto the equipment?

Y	N	U	N/A
X			

9. Do attached lines have adequate flexibility to avoid damage?
Top bracing provided by top entry conduit.

Y	N	U	N/A
X			

10. Based on the above seismic interaction evaluations, is equipment free of potentially adverse seismic interaction effects?


Y	N	U
X		


Other Adverse Conditions

11. Have you looked for and found no other seismic conditions that could adversely affect the safety functions of the equipment?

Y	N	U
X		

Comments (Additional pages may be added as necessary)

Evaluated by:  Date: 7/25/2012
Eddie M. Guerra

 Date: 7/25/2012
Adam L. Helffrich

Status: Y N U

Seismic Walkdown Checklist (SWC)

Equipment ID No. Y2 Equip. Class 14. Distribution Panels

Equipment Description PNL Y2

Location: Bldg. AUXB Floor El. 603 Room 428

Manufacturer, Model, Etc. _____

Instructions for Completing Checklist

This checklist may be used to document the results of the Seismic Walkdown of an item of equipment on the SWEL. The space below each of the following questions may be used to record the results of judgments and findings. Additional space is provided at the end of this checklist for documenting other comments.

Anchorage

1. Is the anchorage configuration verification required (i.e., is the item one of the 50% of SWEL items requiring such verification)?

Y	N
X	

Panel anchored with four 1" diameter anchor bolts and two stiffened brackets at one side of the panel which are anchored each with one 3/4" diameter anchor.

2. Is the anchorage free of bent, broken, missing or loose hardware?

Y	N	U	N/A
X			

3. Is the anchorage free of corrosion that is more than mild surface oxidation?

Y	N	U	N/A
X			

4. Is the anchorage free of visible cracks in the concrete near the anchors?

Y	N	U	N/A
X			

5. Is the anchorage configuration consistent with plant documentation?

(Note: This question only applies if the item is one of the 50% for which an anchorage configuration verification is required.)

Anchorage configuration is shown seismically adequate in SQUG calculation C-CSS-Y2.

Y	N	U	N/A
X			

6. Based on the above anchorage evaluations, is the anchorage free of potentially adverse seismic conditions?

Y	N	U
X		

Status **Y** N U

Seismic Walkdown Checklist (SWC)

Equipment ID No. Y2 Equip. Class 14. Distribution Panels

Equipment Description PNL Y2

Interaction Effects

7. Are soft targets free from impact by nearby equipment or structures?
Top entry conduits are rigidly connected and provide lateral restraint.

Y	N	U	N/A
X			

8. Are overhead equipment, distribution systems, ceiling tiles and lighting, and masonry block walls not likely to collapse onto the equipment?

Y	N	U	N/A
X			

9. Do attached lines have adequate flexibility to avoid damage?

Y	N	U	N/A
X			

10. Based on the above seismic interaction evaluations, is equipment free of potentially adverse seismic interaction effects?

Y	N	U
X		


Other Adverse Conditions


11. Have you looked for and found no other seismic conditions that could adversely affect the safety functions of the equipment?

Y	N	U
X		

Comments (Additional pages may be added as necessary)

Evaluated by:

 Date: 7/25/2012
Eddie M. Guerra

 Date: 7/25/2012
Adam L. Helffrich


Status **Y** N U

Seismic Walkdown Checklist (SWC)

Equipment ID No. Y2 Equip. Class 14. Distribution Panels

Equipment Description PNL Y2

Other supporting or relevant documents and photos (if any):



Y2 plate
ID Plate of component



Y2 general
General view of component

Status Y N U

Seismic Walkdown Checklist (SWC)

Equipment ID No. Y2 Equip. Class 14. Distribution Panels

Equipment Description PNL Y2



Y2 anchorage
Partial view of anchorage, view is typical of all anchors



Y2 anchorage one side only
Additional anchorage on outside of the unit, on one side only

Status: Y N U

Seismic Walkdown Checklist (SWC)

Equipment ID No. YE2B Equip. Class 4. Transformers

Equipment Description 240-120V TRANSFORMER

Location: Bldg. AUXB Floor El. 585 Room 304

Manufacturer, Model, Etc. _____

Instructions for Completing Checklist

This checklist may be used to document the results of the Seismic Walkdown of an item of equipment on the SWEL. The space below each of the following questions may be used to record the results of judgments and findings. Additional space is provided at the end of this checklist for documenting other comments.

Anchorage

1. Is the anchorage configuration verification required (i.e., is the item one of the 50% of SWEL items requiring such verification)?

Y	N
X	X

2. Is the anchorage free of bent, broken, missing or loose hardware?

Y	N	U	N/A
X			

3. Is the anchorage free of corrosion that is more than mild surface oxidation?

Y	N	U	N/A
X			

4. Is the anchorage free of visible cracks in the concrete near the anchors?

Y	N	U	N/A
X			

5. Is the anchorage configuration consistent with plant documentation?
(Note: This question only applies if the item is one of the 50% for which an anchorage configuration verification is required.)

Y	N	U	N/A
			X

6. Based on the above anchorage evaluations, is the anchorage free of potentially adverse seismic conditions?

Y	N	U
X		

*Transformer is located inside MCC YE2. 3 Section MCC, typical MCC anchorage. (i.e. MCC connected to its inverted base channels with 3/8" diameter bolts and the base channel is stitch welded to the embedded channel in concrete floor)
No adverse condition identified for stitch weld of cabinet.*

Status **Y** N U

Seismic Walkdown Checklist (SWC)

Equipment ID No. YE2B Equip. Class 4. Transformers

Equipment Description 240-120V TRANSFORMER

Interaction Effects

7. Are soft targets free from impact by nearby equipment or structures?
No maintenance equipment identified in the area.

Y	N	U	N/A
X			

8. Are overhead equipment, distribution systems, ceiling tiles and lighting, and masonry block walls not likely to collapse onto the equipment?

Y	N	U	N/A
X			

9. Do attached lines have adequate flexibility to avoid damage?
Rigid conduits on end have rigid supports and will provide lateral restraint

Y	N	U	N/A
X			

10. Based on the above seismic interaction evaluations, is equipment free of potentially adverse seismic interaction effects?

Y	N	U
X		


Other Adverse Conditions

11. Have you looked for and found no other seismic conditions that could adversely affect the safety functions of the equipment?


Y	N	U
X		

Comments (Additional pages may be added as necessary)

Evaluated by:


Eddie M. Guerra

Date: 7/25/2012


Adam L. Helffrich

Date: 7/25/2012

Status **Y** N U

Seismic Walkdown Checklist (SWC)


Equipment ID No. YE2B Equip. Class 4. Transformers

Equipment Description 240-120V TRANSFORMER

Other supporting or relevant documents and photos (if any):



YE2B Plate
ID Plate of component




YE2B General
General view of component

Status Y N U

Seismic Walkdown Checklist (SWC)

Equipment ID No. YE2B Equip. Class 4. Transformers

Equipment Description 240-120V TRANSFORMER



YE2B stitch weld
Partial view of anchorage, view is typical of all anchors

Status **Y** N U

Seismic Walkdown Checklist (SWC)

Equipment ID No. YF1 Equip. Class 14. Distribution Panels

Equipment Description MCC YF1 , Emergency Diesel Generator Room 2

Location: Bldg. AUXB Floor El. 585 Room 319

Manufacturer, Model, Etc. _____

Instructions for Completing Checklist

This checklist may be used to document the results of the Seismic Walkdown of an item of equipment on the SWEL. The space below each of the following questions may be used to record the results of judgments and findings. Additional space is provided at the end of this checklist for documenting other comments.

Anchorage

1. Is the anchorage configuration verification required (i.e., is the item one of the 50% of SWEL items requiring such verification)?
in line with MCC F12B welded to embeded channel with an average of at least 5" of 3/16" fillet welds at front and back.

Y	N
X	

2. Is the anchorage free of bent, broken, missing or loose hardware?

Y	N	U	N/A
X			

3. Is the anchorage free of corrosion that is more than mild surface oxidation?

Y	N	U	N/A
X			

4. Is the anchorage free of visible cracks in the concrete near the anchors?

Y	N	U	N/A
X			

5. Is the anchorage configuration consistent with plant documentation?
(Note: This question only applies if the item is one of the 50% for which an anchorage configuration verification is required.)

SQUG calculations C-CSS-YF1 and C-CSS-F12B verifies seismic adequacy of the as-built anchorage configuration.

Y	N	U	N/A
X			

6. Based on the above anchorage evaluations, is the anchorage free of potentially adverse seismic conditions?

Y	N	U
X		

Status **Y** N U

Seismic Walkdown Checklist (SWC)

Equipment ID No. YF1 Equip. Class 14. Distribution Panels

Equipment Description MCC YF1 , Emergency Diesel Generator Room 2

Interaction Effects

7. Are soft targets free from impact by nearby equipment or structures?
No maintenance equipment identified in the area.

Y	N	U	N/A
X			

8. Are overhead equipment, distribution systems, ceiling tiles and lighting, and masonry block walls not likely to collapse onto the equipment?

Y	N	U	N/A
X			

9. Do attached lines have adequate flexibility to avoid damage?

Y	N	U	N/A
X			

10. Based on the above seismic interaction evaluations, is equipment free of potentially adverse seismic interaction effects?

Y	N	U
X		


Other Adverse Conditions

11. Have you looked for and found no other seismic conditions that could adversely affect the safety functions of the equipment?

Y	N	U
X		

Comments (Additional pages may be added as necessary)

Evaluated by:  Date: 7/25/2012
Eddie M. Guerra

 Date: 7/25/2012
Adam L. Helffrich


Status **Y** N U

Seismic Walkdown Checklist (SWC)

Equipment ID No. YF1 Equip. Class 14. Distribution Panels

Equipment Description MCC YF1 , Emergency Diesel Generator Room 2

Other supporting or relevant documents and photos (if any):



YF1 Plate
ID Plate of component



YF1 General
General view of component

Status: Y N U

Seismic Walkdown Checklist (SWC)

Equipment ID No. YRF2 Equip. Class 16. Battery Chargers and Inverters

Equipment Description Regulating Rectifier YRF2

Location: Bldg. AUXB Floor El. 603 Room 428

Manufacturer, Model, Etc. _____

Instructions for Completing Checklist

This checklist may be used to document the results of the Seismic Walkdown of an item of equipment on the SWEL. The space below each of the following questions may be used to record the results of judgments and findings. Additional space is provided at the end of this checklist for documenting other comments.

Anchorage

1. Is the anchorage configuration verification required (i.e., is the item one of the 50% of SWEL items requiring such verification)?

Y	N
X	

The equipment is in a line with other cabinets D2P and YV2. The internal connection of these panels was verified. Each of these panels are anchored to the concrete floor with four 1" diameter anchor bolts.

2. Is the anchorage free of bent, broken, missing or loose hardware?

Y	N	U	N/A
X			

3. Is the anchorage free of corrosion that is more than mild surface oxidation?

Y	N	U	N/A
X			

4. Is the anchorage free of visible cracks in the concrete near the anchors?

Y	N	U	N/A
X			

5. Is the anchorage configuration consistent with plant documentation?

(Note: This question only applies if the item is one of the 50% for which an anchorage configuration verification is required.)

SQUG calculation C-CSS-YV2 references YRF2 with no anchorage concerns.

YRF2 is referenced as lighter and exact same cabinet as YV2.

The seismic qualification of the line-up that consists of YRF2, D2P and YV2 is in SQUG calculation C-CSS-D2P.

Y	N	U	N/A
X			

6. Based on the above anchorage evaluations, is the anchorage free of potentially adverse seismic conditions?

Y	N	U
X		

Status: Y N U

Seismic Walkdown Checklist (SWC)

Equipment ID No. YRF2 Equip. Class 16. Battery Chargers and Inverters

Equipment Description Regulating Rectifier YRF2

Interaction Effects

7. Are soft targets free from impact by nearby equipment or structures?

Y	N	U	N/A
X			

8. Are overhead equipment, distribution systems, ceiling tiles and lighting, and masonry block walls not likely to collapse onto the equipment?

Nearby fire extinguisher not strapped to wall. Judged not to be a significant interaction.

Y	N	U	N/A
X			

9. Do attached lines have adequate flexibility to avoid damage?

Top entry conduits have adequate flexibility.

Y	N	U	N/A
X			

10. Based on the above seismic interaction evaluations, is equipment free of potentially adverse seismic interaction effects?

Y	N	U
	X	


Other Adverse Conditions

11. Have you looked for and found no other seismic conditions that could adversely affect the safety functions of the equipment?


Y	N	U
X		

Comments (Additional pages may be added as necessary)

Evaluated by:


Eddie M. Guerra

Date: 7/25/2012


Adam L. Helffrich

Date: 7/25/2012

Status: **Y** **N** **U**

Seismic Walkdown Checklist (SWC)

Equipment ID No. YRF2 Equip. Class 16. Battery Chargers and Inverters

Equipment Description Regulating Rectifier YRF2

Other supporting or relevant documents and photos (if any):



YRF2 plate
ID Plate of component



YRF2 general
General view of component

Status: Y N U

Seismic Walkdown Checklist (SWC)

Equipment ID No. YRF2 Equip. Class 16. Battery Chargers and Inverters

Equipment Description Regulating Rectifier YRF2



YRF1 open connected to D1P
Corresponding train 1 component opened to view internal bolting

Status **Y** N U

Seismic Walkdown Checklist (SWC)

Equipment ID No. YV2 Equip. Class 16. Battery Chargers and Inverters

Equipment Description Regulating Inverter YV2

Location: Bldg. AUXB Floor El. 603 Room 428

Manufacturer, Model, Etc. _____

Instructions for Completing Checklist

This checklist may be used to document the results of the Seismic Walkdown of an item of equipment on the SWEL. The space below each of the following questions may be used to record the results of judgments and findings. Additional space is provided at the end of this checklist for documenting other comments.

Anchorage

1. Is the anchorage configuration verification required (i.e., is the item one of the 50% of SWEL items requiring such verification)?

Y	N
X	

The equipment is in a line with other cabinets D2P and YRF2. The internal connection of these panels was verified. Each of these panels are anchored to the concrete floor with four 1" diameter anchor bolts.

2. Is the anchorage free of bent, broken, missing or loose hardware?

Y	N	U	N/A
X			

3. Is the anchorage free of corrosion that is more than mild surface oxidation?

Y	N	U	N/A
X			

No significant corrosion identified

4. Is the anchorage free of visible cracks in the concrete near the anchors?

Y	N	U	N/A
X			

5. Is the anchorage configuration consistent with plant documentation?

Y	N	U	N/A
X			

(Note: This question only applies if the item is one of the 50% for which an anchorage configuration verification is required.)

The seismic qualification of the line-up that consists of YRF2, D2P and YV2 is in SQUG calculation C-CSS-D2P.

SQUG calculation C-CSS-YV2 indicates FCR 86-0272 implemented to resolve a pounding concern.

No gap observed between cabinets, confirming FCR 86-0272.

6. Based on the above anchorage evaluations, is the anchorage free of potentially adverse seismic conditions?

Y	N	U
X		

Status **Y** N U

Seismic Walkdown Checklist (SWC)

Equipment ID No. YV2 Equip. Class 16. Battery Chargers and Inverters

Equipment Description Regulating Inverter YV2

Interaction Effects

7. Are soft targets free from impact by nearby equipment or structures?
No maintenance equipment identified in the area.

Y	N	U	N/A
X			

8. Are overhead equipment, distribution systems, ceiling tiles and lighting, and masonry block walls not likely to collapse onto the equipment?

Y	N	U	N/A
X			

9. Do attached lines have adequate flexibility to avoid damage?

Y	N	U	N/A
X			

10. Based on the above seismic interaction evaluations, is equipment free of potentially adverse seismic interaction effects?

Y	N	U
X		


Other Adverse Conditions


11. Have you looked for and found no other seismic conditions that could adversely affect the safety functions of the equipment?

Y	N	U
X		

Comments (Additional pages may be added as necessary)

Evaluated by:


Eddie M. Guerra Date: 7/25/2012


Adam L. Helffrich Date: 7/25/2012

Seismic Walkdown Checklist (SWC)

Equipment ID No. YV2 Equip. Class 16. Battery Chargers and Inverters

Equipment Description Regulating Inverter YV2


Other supporting or relevant documents and photos (if any):



YV2 plate
ID Plate of component



YV2 general
General view of component



YV2 4 anchor bolts
Partial view of anchorage, view is typical of all anchors

Status: Y N U

Seismic Walkdown Checklist (SWC)

Equipment ID No. YV4 Equip. Class 16. Battery Chargers and Inverters

Equipment Description 125VDC/120VAC INVERTER CH 4

Location: Bldg. AUXB Floor El. 603 Room 428B

Manufacturer, Model, Etc. _____

Instructions for Completing Checklist

This checklist may be used to document the results of the Seismic Walkdown of an item of equipment on the SWEL. The space below each of the following questions may be used to record the results of judgments and findings. Additional space is provided at the end of this checklist for documenting other comments.

Anchorage

1. Is the anchorage configuration verification required (i.e., is the item one of the 50% of SWEL items requiring such verification)?

Y	N
X	

This panel is part of a line-up that includes D2N and YRF4. Each panel is anchored to the concrete with four 3/4" diameter anchor bolts.

2. Is the anchorage free of bent, broken, missing or loose hardware?

Y	N	U	N/A
X			

3. Is the anchorage free of corrosion that is more than mild surface oxidation?

Y	N	U	N/A
X			

4. Is the anchorage free of visible cracks in the concrete near the anchors?

Y	N	U	N/A
X			

5. Is the anchorage configuration consistent with plant documentation?
(Note: This question only applies if the item is one of the 50% for which an anchorage configuration verification is required.)

Y	N	U	N/A
X			

SQUG Calculation C-CSS-YV4 indicates four 3/4" anchors and that MOD-95-0034 resolves a pounding concern. Anchorage and implementation of MOD-95-0034 were confirmed during walkdown

6. Based on the above anchorage evaluations, is the anchorage free of potentially adverse seismic conditions?

Y	N	U
X		

Status **Y** N U

Seismic Walkdown Checklist (SWC)

Equipment ID No. YV4 Equip. Class 16. Battery Chargers and Inverters

Equipment Description 125VDC/120VAC INVERTER CH 4

Interaction Effects

7. Are soft targets free from impact by nearby equipment or structures?

Y	N	U	N/A
X			

8. Are overhead equipment, distribution systems, ceiling tiles and lighting, and masonry block walls not likely to collapse onto the equipment?

Y	N	U	N/A
X			

Seismic capacity of block walls in the area verified.

Block wall 4016 verified to be to be seismically adequate based on ref. VBW20-B001-100, Rev 14 (12/6/88).

9. Do attached lines have adequate flexibility to avoid damage?

Y	N	U	N/A
X			

10. Based on the above seismic interaction evaluations, is equipment free of potentially adverse seismic interaction effects?

Y	N	U
X		


Other Adverse Conditions

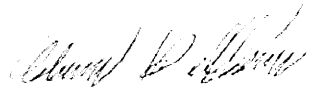
11. Have you looked for and found no other seismic conditions that could adversely affect the safety functions of the equipment?

Y	N	U
X		

Comments (Additional pages may be added as necessary)

Evaluated by:


 _____ Date: 7/25/2012
 Eddie M. Guerra


 _____ Date: 7/25/2012
 Adam L. Helffrich