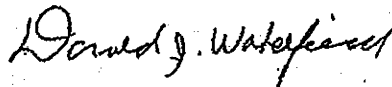



Davis-Besse Nuclear Power Station Near-Term Task Force Recommendation 2.3 Seismic Walkdown Report

August 10, 2012

Prepared by:



Donald Wakefield (ABS Consulting)




Farzin Belg (ABS Consulting)



Eddie Guerra (ABS Consulting)



Brian Lucarelli (ABS Consulting)




Adam Helfrich (ABS Consulting)



John Reddington (FENOC)

Reviewed by:



Mohamined Alvi (FENOC)



Tim Ridlon (FENOC)

Approved by:



Greg Michael (FENOC)

Notes:

1. Sections 1, 3, 4, 5, 6, and 10 have been prepared by ABS Consulting. Sections 2, 7, 8, and 9 have been prepared by FENOC.
2. The review and approval of this document by FENOC personnel constitutes the owner acceptance of work performed by ABS Consulting.

FirstEnergy Nuclear Operating Company (FENOC)

Table of Contents

	<u>Page</u>
List of Acronyms	iv
1.0 INTRODUCTION.....	1
2.0 SEISMIC LICENSING BASIS.....	1
3.0 PERSONNEL QUALIFICATIONS.....	2
4.0 SELECTION OF SSCs.....	3
4.1 Development of the SWEL 1 List (Related to Key Safety Functions).....	3
4.2 Development of SWEL 2 for Spent Fuel Pool Related Items	6
5.0 SEISMIC WALKDOWN AND AREA WALK-BYS	146
5.1 Walkdown Preparation.....	146
5.2 NTF 2.3 Walkdowns	146
5.3 Post Walkdown Activities.....	147
6.0 SUMMARY OF THE WALKDOWN RESULTS	148
6.1 Walkdown Items and Walk-By Areas	148
6.2 Walkdown and Area Walk-By Findings.....	154
6.2.1 Seismic Walkdown Findings	155
6.2.2 Area Walk-By Findings	159
6.3 Configuration Checks	163
7.0 LICENSING BASIS EVALUATION.....	163
8.0 IPEEE VULNERABILITIES	164
9.0 PEER REVIEW.....	164
10.0 REFERENCES	176

List of Tables

Table 4-1: Base List 1 - The Equipment Coming Out of Screen #3 and Entering Screen #4, for Five Safety Functions	8
Table 4-2: SWEL 1 - Selected Equipment for Five Safety Functions	130
Table 4-3: List of Equipment Enhanced due to Vulnerabilities Identified During the A-46/IPEEE Programs	139
Table 4-4: Base List 2 -List of All SSCs for Spent Fuel Pool	143
Table 4-5: SWEL 2 (Spent Fuel Pool)	145
Table 6-1: Davis-Besse NTTF 2.3 Walkdown Items (SWEL 1+2)	148
Table 6-2: Davis-Besse NTTF 2.3 Walk-By Areas	152
Table 6-3: Davis-Besse NTTF 2.3 Inaccessible Items on SWEL	153
Table 6-3a: Davis-Besse NTTF 2.3 Cabinets to be Opened	153
Table 6-4: Davis-Besse NTTF 2.3 Components Categorized by EPRI Classes	154
Table 6-5: Potentially Adverse Seismic Conditions Identified from Area Walk-Bys	160

List of Figures

Figure 2-1: SSE Response Spectrum	1
Figure 6-1: Unprotected Fluorescent Light Tubes	156
Figure 6-2: Wooden Scaffold in Battery Room 429B	157
Figure 6-3: Missing Nuts along Cooler Fan Housing	158
Figure 6-4: Support Conditions for Component CS1530	159
Figure 6-5: Typical Wall Mounting for Fire Extinguishers	162
Figure 6-6: Unrestrained Maintenance Equipment	162

List of Appendices

- A. RESUMES AND QUALIFICATIONS
- B. SEISMIC WALKDOWN CHECKLISTS (SWCs)
- C. AREA WALK-BY CHECKLISTS (AWCs)
- D. COMPONENT LIST FOR ANCHORAGE CONFIGURATION CHECK
- E. MASONRY BLOCK WALLS VERIFIED UNDER IE BULLETIN 80-11
- F. DAVIS-BESSE DESIGN CRITERIA MANUAL
- G. DAVIS-BESSE A-46/IPEEE VULNERABILITIES

List of Acronyms

AWC	Area Walk-By Checklist
BWST	Borated Water Storage Tank
COLA	Combined Construction and Operating License Applications
DB	Davis-Besse Nuclear Power Station
DHR	Decay Heat Removal
EPRI	Electric Power Research Institute
FENOC	FirstEnergy Nuclear Operating Company
GIP	Generic Implementation Procedure
IPEEE	Individual Plant Examination of External Events
LERF	Large Early Release Frequency
LOCA	Loss of Coolant Accident
MCC	Motor Control Center
MWO	Maintenance Work Order
NPP	Nuclear Power Plant
NSSS	Nuclear Steam Supply System
NTTF	Near-Term Task Force
PRA	Probabilistic Risk Assessment
PWR	Pressurized Water Reactor
RAW	Risk Achievement Worth
SEL	Seismic Equipment List
SQUG	Seismic Qualification Utility Group
SRO	Senior Reactor Operator
SSC	Structures, Systems, and Components
SWC	Seismic Walkdown Checklist
SWE	Seismic Walkdown Engineer
SWEL	Seismic Walkdown Equipment List

1.0 INTRODUCTION

This Report presents the results of the Seismic Walkdown conducted for the Davis-Besse Nuclear Power Station (DB) in support of FirstEnergy Nuclear Operating Company's (FENOC) response to NTTF Recommendation 2.3 in NRC 50.54(f) Letter, dated March 12, 2012. Consistent with the guidelines in Electric Power Research Institute (EPRI) Report 1025286, "Seismic Walkdown Guidance for Resolution of Fukushima Near-Term Task Force Recommendation 2.3: Seismic," the walkdown implements the procedure described in Section 5.0 of this report.

2.0 SEISMIC LICENSING BASIS

The seismic licensing basis is contained in the Updated Safety Analysis Report and implemented through the "Davis-Besse Design Criteria Manual." Section II.E "Seismic Design" of the "Davis-Besse Design Criteria Manual" is attached to this report in Appendix F. In summary, the maximum possible earthquake or Safe Shutdown Earthquake is a horizontal peak ground acceleration of 0.15g (zero period acceleration). An example of the 0.15g SSE at 5% damping is given in figure 2-1.

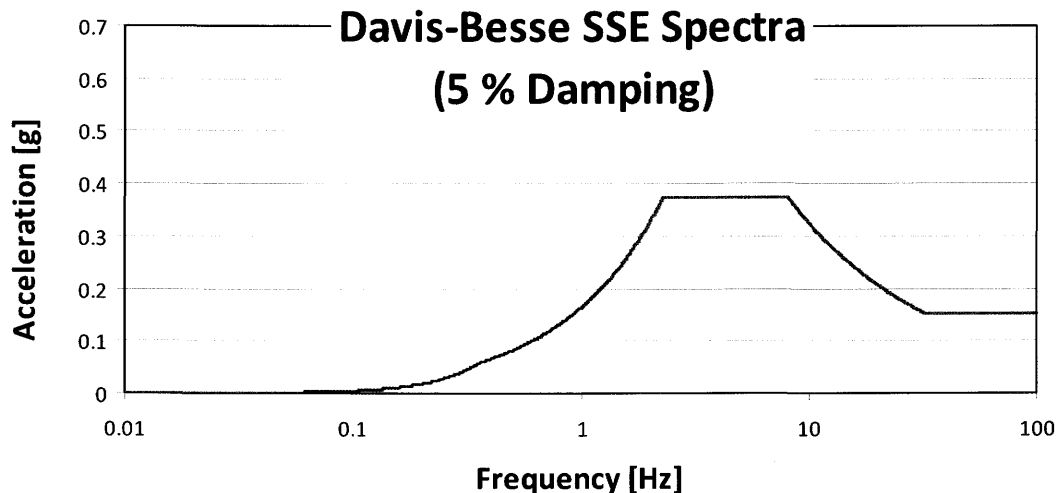


Figure 2-1: The SSE response spectrum for Davis-Besse is created based on Table 2C.3-6 of Davis-Besse FSAR

3.0 PERSONNEL QUALIFICATIONS

The following personnel worked together to formulate the list of selected equipment for the Davis-Besse Nuclear Power Plant NTTF Recommendation 2.3 Seismic Walkdown:

- J. Reddington
- D. Wakefield
- F. Beigi

The ABS Consulting Walkdown Team for the DB 2.3 Seismic Walkdown consisted of the following individuals:

- F. Beigi
- E. Guerra
- A. Helffrich
- B. Lucarelli

Additionally, J. Reddington served as the reviewer of the DB Licensing Basis and of the DB Individual Plant Examination External Events (IPEEE), and M. Alvi served as the peer reviewer for the walkdown.

All of these individuals possess technical degrees from accredited universities and have been trained in the application of seismic experience data for seismic verification of nuclear power plant (NPP) structures, systems, and components (SSC). In addition to completion of the NTTF 2.3 training provided by EPRI, five of these individuals (J. Reddington, M. Alvi, F. Beigi, E. Guerra, and A. Helffrich) have also completed the EPRI Seismic Qualification Utility Group (SQUG) training. Resumes and certificates of the walkdown team members are presented in Appendix A of this report.

All of the individuals have experience in earthquake engineering and seismic analysis. This experience relates to seismic qualification of equipment and seismic evaluations supporting recent Combined Construction and Operating License Applications (COLA). Additionally, the team collectively represents previous NPP walkdowns experience associated with the A-46 program, IPEEE, and recent Fukushima related stress tests for plants outside the United States.

Based on their knowledge of plant documentation, associated SSCs, equipment classes, and the previous DB IPEEE evaluation, these individuals also supported equipment selection, walkdown

planning, equipment location determination, and selection of walk-by areas for the DB 2.3 Seismic Walkdown.

4.0 SELECTION OF SSCs

Consistent with the guidance in EPRI 1025286, "Seismic Walkdown Guidance," (Reference 3) dated May 2012, The process of selecting the SSCs for inclusion of the Seismic Walkdown Equipment List (SWEL) 1 and SWEL 2 in support of the walkdown began with the creation of larger lists. The development of the list for SWEL 1 is presented first in Section 4.1 and it is followed by that for SWEL 2 in Section 4.2.

4.1 DEVELOPMENT OF THE SWEL 1 LIST (RELATED TO KEY SAFETY FUNCTIONS)

The EPRI guidance document (Reference 3) says that using the previously developed IPEEE seismic equipment list as a starting point for category 1 SSCs is acceptable provided it covers all of the five safety functions requested, including the containment function.

ABS Consulting has assisted FENOC in developing a seismic equipment list (SEL) for use in a seismic probabilistic risk assessment (PRA) for Davis-Besse. An existing internal PRA model is often a prerequisite to developing such a seismic PRA. For example, the PRA modeling logic for non-seismic events was used as a starting point for the seismic PRA plant response model. It was therefore decided, to combine the lists of SSCs from both the currently available Davis-Besse internal events PRA (i.e., model PRA-DB1-AL-R05) and the Davis-Besse IPEEE SEL list of SSCs (Reference 5). Duplicate SSCs, caused by (1) overlap between the two lists and (2) because the PRA contains basic events for each failure mode of the SSC, were removed. Information about the original source of the remaining SSCs was retained. In short, we have gone beyond the requirements in the EPRI walkdown guidance document in preparing the SSC SEL list. However, during SSC sampling in preparation for the walkdown, selections were generally made preferentially from the IPEEE lists of SSCs. This is because the design packages were more likely to be available for these SSCs, so that advantage could be taken of the earlier design review work.

SSCs from other sources, that would be useful for PRA purposes, were also chosen but did not appear on either source list. For example, panels to be represented in the still evolving internal fire PRA and tanks represented in the PRA for internal floods were also reviewed. Again, duplicate SSCs were eliminated.

The list of SSCs in Tables B-1 and B-3 of EPRI 1025286 (Reference 3) were also reviewed for completion. Some SSCs were added as a result of this review.

The list of SSCs, evaluated in the original Diablo Canyon seismic PRA, was also reviewed as a comparison with another pressurized water reactor (PWR), for completeness. Parts of the emergency diesel generator system were considered as additional SSCs so as to avoid excessive screening using the rule of the box. Nuclear steam supply system (NSSS) related SSCs were added to the complete list, though they are not required for this application. Also excluded are the supports for this equipment along with all the components mounted in or on this NSSS equipment. Category 1 structures were also added in preparation for the seismic PRA, though they also are not required for the current walkdowns.

Careful attention was paid to the SSCs in the internal events PRA that are included in the modeling of the containment isolation function and for the evaluation of interfacing loss of coolant accident (LOCA) frequencies. These SSCs were flagged as important to the containment safety function; i.e., they are involved in the computation of large early release frequency (LERF).

Additionally, new equipment, added to the plant since the performance of the IPEEE and the last Davis-Besse internal events PRA update are noted in a separate column of the developed lists.

Once the initial list of SSCs was developed, it was first screened to retain only seismic category 1 quality, equipment. Whether the SSC is regularly inspected, was also noted as this is justification for a second screen; e.g., for piping systems and containment penetrations.

Attributes of the retained SSCs were collected for the following information:

- Equipment ID
- Brief SSC Description
- SSC location – by building, elevation, and plant room number
- The room environment in where the SSC is located; including radiation level, moisture level, room temperature, and whether the location is inside or outside of plant buildings
- System ID; including both frontline and support systems
- Key associated safety function from among the list of five safe shutdown and containment functions (i.e., Reactor Reactivity Control, Reactor Coolant Pressure Control, Reactor Coolant Inventory Control, Decay Heat Removal, and Containment Function) and several support system functions mentioned in the EPRI walkdown

guidance. Panels not previously evaluated for their associated safety functions were assigned the designator, “operator,” and retained for the selection process.

- Internal event PRA risk achievement worth (RAW) and Fussell-Vesely importance measures, if available. The equipment ID and description fields were used to assign each retained SSC to one of the EPRI equipment categories (from Table A-1 of Reference 3) used for fragility analysis. For some EPRI Categories (i.e., 0, 1, 2, and 3), a sub-category was defined and tracked separately from the original category. For example, Category 1a was assigned for 480V breakers that are found within the motor control center (MCC) cabinet (i.e., Category 1). None of the breaker SSCs (i.e., assigned to Category 1a) were separately selected for the walkdown because they are accounted for already in the selection of MCCs. The check valves and manual valves were assigned to Sub-Category 0d, to avoid linking these numerous SSCs with SSCs also assigned to the EPRI other category. Some SSCs were selected from both the 0 and 0d EPRI categories. All of the EPRI categories were later employed as part of the SSC selection process. Except for EPRI Category 13 (motor generators) at least one SSC was selected from each EPRI category.

Base List 1, as defined in the EPRI walkdown guidance is attached as Table 4-1 for Davis-Besse. The equipment coming out of Screen #3 and entering Screen #4, make up the “Base List 1.” All SSCs in this table are seismic Category 1 SSCs, are not regularly inspected, and are associated with one of the safety functions and supporting systems defined in the EPRI guidance. They are therefore candidates for the SSC selection process. The column labeled SSC source identifies the original list of SSCs from which the SSC made its way onto the list. In some cases, SSCs appeared on both the original internal PRA and the IPEEE lists for Davis-Besse. This is also indicated in the SSC source column.

SWEL 1, as defined in the EPRI walkdown guidance (Reference 3) is attached as Table 4-2.

The format is the same as that in the Base List 1, and the table is the same except that only the selected SSCs are shown. The equipment coming out of Screen #4 and entering the SWEL 1 bucket make up the SWEL 1 list. The selected SSCs have been chosen to account for a variety of systems, equipment types, room environments, and considering whether the SSCs involve new or replaced equipment since the completion of the IPEEE, or are subject to enhancements as a result of findings from the IPEEE. Table 4-3 summarizes the IPEEE and related A-46 program (Reference 4) findings and cross references them to equipment IDs.

SWEL 1 includes representative items from some of the variations within each of the above attributes. A total of 109 SSCs were selected. Davis-Besse plant operations staff was consulted in the SSC selection process. The selected list of SSCs is largely located in the auxiliary building, but selections from the intake structure and containment are included. Many of the selected SSCs are from support systems, but there are also SSCs selected from each frontline system. A total of 101 SSCs came from the original IPEEE or current internal events PRA model. SSCs are selected from each of the safety functions, including 10 related to the containment function. There were eight SSCs selected that are located in relatively high radiation areas and seven that are in damp areas. Most SSCs selected are in cool and dry areas. However, 14 are chosen from warm areas and three from hot areas

The column in Table 4-2 labeled "Reason for Selection into SWEL 1" summarizes the basis for selecting the chosen SSCs. The screens referred to for each SSC are associated with the screen numbers listed across the top of the table. SSCs which are new or subject to a major replacement are assigned a screen of 4d. Also, SSCs subject to an enhancement resulting from the A-46 program or to an IPEEE vulnerability are labeled as Screen 4e. For a number of SSCs, the internal events PRA importance rankings (i.e., Screen 4f) indicated that the SSC is risk significant (i.e., $RAW > 2$ or $FVI > .005$). A representative set, but not all, of such SSCs were, therefore, included in the selected list. A number of selected SSCs are located inside the containment. These SSCs were not accessible and therefore were not examined during the walkdown.

4.2 DEVELOPMENT OF SWEL 2 FOR SPENT FUEL POOL RELATED ITEMS

For spent fuel pool related items, there was no starting list of SSCs with which to begin. Instead, the functions of the spent fuel pool systems were reviewed and equipment related to pool cooling and make up were included on a new list. The functions included were normal spent fuel pool cooling, spent fuel pool makeup from demineralized water, spent fuel pool makeup using gravity feed from the borated water storage tank (BWST), and spent fuel pool makeup from the BWST using a recirculation pump. Further, the spent fuel pool cooling valves related to makeup from the BWST using a decay heat removal (DHR) loop were included. The BWST and DHR system were not included in the spent fuel pool list of SSCs as those systems are included in Base List 1; i.e., see Section 4.1. Noticeably absent from the list is equipment for spent fuel pool cleanup. This equipment is not Seismic Category 1.

Base List 2 is attached as Table 4-4. The equipment coming out of Screen #2 and entering Screen #3 in Figure 1-2 of the EPRI walkdown guidance report (Reference 3) make up “Base List 2.” All SSCs on this list are seismic category 1 and involve equipment and systems related to the spent fuel pool. Note that none of the spent fuel pool cooling pumps and heat exchangers are Seismic Category 1 at Davis-Besse. For this reason, supporting systems for this equipment are not included.

Attributes of the retained SSCs were collected for the following information:

- Equipment ID
- Brief SSC Description
- SSC location – by building, elevation, and plant room number
- The room environment in where the SSC is located; including radiation level, moisture level, room temperature, and whether the location is inside or outside of plant buildings. The equipment ID and description fields were used to assign each retained SSC to one of the EPRI equipment Categories used for fragility analysis. These EPRI categories were later employed as part of the SSC selection process.

At Davis-Besse, there is no equipment of any kind connected to the spent fuel pool in such a way that failure could result in a rapid drain-down (Reference 7). All equipment is connected at least 9 feet above the top of the fuel assemblies. Therefore, the rapid drain-down list of SSCs is empty for Davis-Besse.

SWEL 2, as defined in the EPRI walkdown guidance is attached as Table 4-5.

There are no entries from rapid drain-down considerations; i.e., from Screen #4. The equipment coming out of Screen #3 and entering the SWEL 2 bucket in Figure 1-2 from the EPRI walkdown guidance report make up this second Seismic Walkdown Equipment List. The format is the same as that in the Base List 2, and the table entries are the same except that only the selected SSCs are shown. The selected SSCs have been chosen to account for a variety of equipment types and room environments. Since Base List 2 is much shorter than that of Base List 1, and the number of applied screens smaller, the column labeled “Reason for Selection” simply contains the associated EPRI category and a text description of why each SSC was chosen. Since the types of Seismic Category 1 equipment related to the spent fuel pool are limited, so too is the variety of equipment types among the SSCs selected.

Table 4-1: Base List 1 – The Equipment Coming Out of Screen #3 and Entering Screen #4, for Five Safety Functions

Equipment ID	Description	Building	Elevation	Room#	Reason for Selection into SWEL 1	SSC Source	Screen 1 Seismic Category 1	Screen 2 Regularly Inspected ?	Screen 3 Support for 5 Safety Functions	Screen 4a Variety of Types of Equip.	Screen 4b Variety of Systems	Screen 4c - Variety of Environments				Screen 4d - Major New & Replacement Equip.	Screen 4e - A-46/ IPEEE Vulnerability	Screen 4f - Importance Contribution to Risk		Type Code
							Category	Inspection ?	Safety Function	EPRI 21 Category	System	High Rad?	Moisture	Temp.	Inside ?			RAW of COMP	FVI of COMP	
1N	BATTERY 1N	AUXB	603	429B		Internal PRA & IPEEE SSEL	Cat 1	NO	DC power	15. Battery Racks	DC power	NO	DRY	COOL	Yes			18596.20 0	3.464E-03	Battery
1P	BATTERY 1P	AUXB	603	429B		Internal PRA & IPEEE SSEL	Cat 1	NO	DC power	15. Battery Racks	DC power	NO	DRY	COOL	Yes			18596.20 0	2.959E-03	Battery
2N	BATTERY 2N	AUXB	603	428A	Screens 1, 2, 3, 4a, 4b, 4f	Internal PRA	Cat 1	NO	DC power	15. Battery Racks	DC power	NO	DRY	COOL	Yes			18596.20 0	4.316E-03	Battery
2P	BATTERY 2P	AUXB	603	428A	Screens 1, 2, 3, 4a, 4b, 4f	Internal PRA	Cat 1	NO	DC power	15. Battery Racks	DC power	NO	DRY	COOL	Yes			18596.20 0	4.829E-03	Battery
AACD1	BKR AACD1	AUXB	585	323		Internal PRA	Cat 1	NO	AC power	3a. Breaker inside MVSGR	4160	NO	DRY	COOL	Yes			1.027	5.084E-05	4.160kv Breaker
ABDC1	BKR ABDC1	AUXB	585	325		Internal PRA & IPEEE SSEL	Cat 1	NO	AC power	3a. Breaker inside MVSGR	4160	NO	DRY	COOL	Yes			1.009	3.206E-05	4.160kv Breaker
AC101	BREAKER FROM EDG 1	AUXB	585	325		IPEEE SSEL	Cat 1	NO	AC power	3a. Breaker inside MVSGR	EDG	NO	DRY	COOL	Yes					4.160kv Breaker
AC105	BRKR, MUP MTR 1-1 MP37-1	AUXB	585	325		IPEEE SSEL	Cat 1	NO	AC power	3a. Breaker inside MVSGR	4160	NO	DRY	COOL	Yes					4.160kv Breaker
AC107	BUS C1 CUB 7 FDR BRKR FR SWP1-1	AUXB	585	325		IPEEE SSEL	Cat 1	NO	AC power	3a. Breaker inside MVSGR	4160	NO	DRY	COOL	Yes					4.160kv Breaker
AC110	BKR AC110, feeder to essential 4kv bus C1	AUXB	585	325		Internal PRA & IPEEE SSEL	Cat 1	NO	AC power	3a. Breaker inside MVSGR	4160	NO	DRY	COOL	Yes			16.283	3.496E-03	4.160kv Breaker
AC111	BREAKER FOR HPI PUMP 1-1	AUXB	585	325		IPEEE SSEL	Cat 1	NO	AC power	3a. Breaker inside MVSGR	4160	NO	DRY	COOL	Yes					4.160kv Breaker
AC112	BUS C1 CBCL 12 FDR BRKR FOR DH PMP 1-1	AUXB	585	325		IPEEE SSEL	Cat 1	NO	AC power	3a. Breaker inside MVSGR	4160	NO	DRY	COOL	Yes					4.160kv Breaker
AC113	BREAKER, CC PMP MTR 1-1 MP431	AUXB	585	325		IPEEE SSEL	Cat 1	NO	AC power	3a. Breaker inside MVSGR	4160	NO	DRY	COOL	Yes					4.160kv Breaker

Table 4-1: Base List 1 – The Equipment Coming Out of Screen #3 and Entering Screen #4, for Five Safety Functions

Equipment ID	Description	Building	Elevation	Room#	Reason for Selection into SWEL 1	SSC Source	Screen 1 Seismic Category 1	Screen 2 Regularly Inspected ?	Screen 3 Support for 5 Safety Functions	Screen 4a Variety of Types of Equip.	Screen 4b Variety of Systems	Screen 4c - Variety of Environments				Screen 4d - Major New & Replacement Equip.	Screen 4e – A-46/ IPEEE Vulnerability	Screen 4f - Importance Contribution to Risk		Type Code
							Category	Inspection ?	Safety Function	EPRI 21 Category	System	High Rad?	Moisture	Temp.	Inside ?			RAW of COMP	FVI of COMP	
AC1CE11	BKR AC1CE11	AUXB	585	325		Internal PRA & IPEEE SSEL	Cat 1	NO	AC power	3a. Breaker inside MVSGR	4160	NO	DRY	COOL	Yes			16.326	3.027E-04	4.160kv Breaker
ACD2	4160 V CD SWTCHGR BUS-TIE BKR ACD2	AUXB	585	324		Internal PRA	Cat 1	NO	AC power	3a. Breaker inside MVSGR	4160	NO	DRY	COOL	Yes			1.007	2.381E-05	4160 V SWGR BKR
ACD3	4160 V CD SWTCHGR BUS-TIE BKR ACD3	AUXB	585	324		Internal PRA	Cat 1	NO	AC power	3a. Breaker inside MVSGR	4160	NO	DRY	COOL	Yes			1.010	3.174E-05	4160 V SWGR BKR
AD105	MUP 2 BKR	AUXB	585	323		IPEEE SSEL	Cat 1	NO	AC power	3a. Breaker inside MVSGR	4160	NO	DRY	COOL	Yes					4.160kv Breaker
AD110	BUS-TIE BREAKER AD110 , feeder from non-essential to essential 4kv bus D1	AUXB	585	323		Internal PRA	Cat 1	NO	AC power	3a. Breaker inside MVSGR	4160	NO	DRY	COOL	Yes			16.283	9.052E-03	4.160kv Breaker
AD1DF12	BKR AD1DF12 , feed to essential 480v bus DF1-2	AUXB	585	323		Internal PRA	Cat 1	NO	AC power	3a. Breaker inside MVSGR	4160	NO	DRY	COOL	Yes			37.757	6.995E-04	4.160kv Breaker
AF1	CHECK VALVE AF 1	AUXB	565	237		Internal PRA	Cat 1	NO	RCS Heat removal	0d. Other - check/manual valve	AFW	NO	DRY	COOL	Yes			1.563	2.735E-05	check valve
AF19	CHECK VALVE AF 19	AUXB	565	237	Screens 1, 2, 3, 4a, 4b, 4f	Internal PRA	Cat 1	NO	RCS Heat removal	0d. Other - check/manual valve	AFW	NO	DRY	COOL	Yes			116.892	8.752E-04	check valve
AF2	CHECK VALVE AF 2	AUXB	565	238		Internal PRA	Cat 1	NO	RCS Heat removal	0d. Other - check/manual valve	AFW	NO	DRY	COOL	Yes			1.358	2.839E-06	check valve
AF20	CHECK VALVE AF 20	AUXB	565	238		Internal PRA	Cat 1	NO	RCS Heat removal	0d. Other - check/manual valve	AFW	NO	DRY	COOL	Yes			116.892	7.625E-04	check valve
AF3869	MOV AF 3869	AUXB	565	237		Internal PRA & IPEEE SSEL	Cat 1	NO	RCS Heat removal	8A. Motor-Operated Valves	AFW	NO	DRY	COOL	Yes			1.176	1.944E-04	MOV
AF3870	MOV AF 3870	AUXB	565	237		Internal PRA & IPEEE SSEL	Cat 1	NO	RCS Heat removal	8A. Motor-Operated Valves	AFW	NO	DRY	COOL	Yes			7.775	4.416E-03	MOV
AF3871	MOV AF 3871	AUXB	565	238		Internal PRA	Cat 1	NO	RCS Heat removal	8A. Motor-Operated Valves	AFW	NO	DRY	COOL	Yes			1.138	1.525E-04	MOV

Table 4-1: Base List 1 – The Equipment Coming Out of Screen #3 and Entering Screen #4, for Five Safety Functions

Equipment ID	Description	Building	Elevation	Room#	Reason for Selection into SWEL 1	SSC Source	Screen 1 Seismic Category 1	Screen 2 Regularly Inspected ?	Screen 3 Support for 5 Safety Functions	Screen 4a Variety of Types of Equip.	Screen 4b Variety of Systems	Screen 4c - Variety of Environments				Screen 4d - Major New & Replacement Equip.	Screen 4e - A-46/ IPEEE Vulnerability	Screen 4f - Importance Contribution to Risk		Type Code
							Category	Inspection ?	Safety Function	EPRI 21 Category	System	High Rad?	Moisture	Temp.	Inside ?			RAW of COMP	FVI of COMP	
AF3872	MOV AF 3872	AUXB	565	238		Internal PRA	Cat 1	NO	RCS Heat removal	8A. Motor-Operated Valves	AFW	NO	DRY	COOL	Yes			4.636	2.418E-03	MOV
AF39	CHECK VALVE AF 39	AUXB	585	303		Internal PRA	Cat 1	NO	RCS Heat removal	0d. Other - check/manual valve	AFW	NO	DRY	COOL	Yes			11.836	4.820E-04	check valve
AF43	CHECK VALVE AF 43	AUXB	585	314		Internal PRA	Cat 1	NO	RCS Heat removal	0d. Other - check/manual valve	AFW	NO	DRY	COOL	Yes			9.279	3.677E-04	check valve
AF49	CHECK VALVE AF 49	AUXB	545	124		Internal PRA	Cat 1	NO	RCS Heat removal	0d. Other - check/manual valve	AFW	NO	DRY	COOL	Yes			5.438	1.281E-03	check valve
AF52	CHECK VALVE AF 52	AUXB	545	124		Internal PRA	Cat 1	NO	RCS Heat removal	0d. Other - check/manual valve	AFW	NO	DRY	COOL	Yes			5.438	1.281E-03	check valve
AF599	MOV AF 599	AUXB	585	314		Internal PRA	Cat 1	NO	RCS Heat removal	8A. Motor-Operated Valves	AFW	NO	DRY	COOL	Yes			10.091	5.615E-03	MOV
AF608	AUX FEED TO STEAM GEN 1-1 LINE STOP VLV	AUXB	585	303	Screens 1, 2, 3, 4a, 4b, 4f	Internal PRA & IPEEE SSEL	Cat 1	NO	RCS Heat removal	8A. Motor-Operated Valves	AFW	NO	DRY	COOL	Yes			13.216	7.563E-03	MOV
AF6452	AFP 1-1 SOL CONTROL VALVE	AUXB	565	237		IPEEE SSEL	Cat 1	NO	RCS Heat removal	8B. Solenoid Valves	AFW	NO	DRY	COOL	Yes					SOLENOID VALVE
AF72	CHECK VALVE AF 72	AUXB	565	237		Internal PRA	Cat 1	NO	RCS Heat removal	0d. Other - check/manual valve	AFW	NO	DRY	COOL	Yes			6.723	2.561E-04	check valve
AF73	CHECK VALVE AF 73	AUXB	565	238		Internal PRA	Cat 1	NO	RCS Heat removal	0d. Other - check/manual valve	AFW	NO	DRY	COOL	Yes			1.090	4.000E-06	check valve
AF74	CHECK VALVE AF 74	AUXB	565	237		Internal PRA	Cat 1	NO	RCS Heat removal	0d. Other - check/manual valve	AFW	NO	DRY	COOL	Yes			1.076	3.355E-06	check valve
AF75	CHECK VALVE AF 75	AUXB	565	238		Internal PRA	Cat 1	NO	RCS Heat removal	0d. Other - check/manual valve	AFW	NO	DRY	COOL	Yes			4.160	1.415E-04	check valve
AS273	MANUAL VALVE AS 273	AUXB	565	237		Internal PRA	Cat 1	NO	RCS Heat removal	0d. Other - check/manual valve	AFW	NO	DRY	COOL	Yes			1.000	6.451E-08	manual valve
AS274	CHECK VALVE AS 274	AUXB	565	237		Internal PRA	Cat 1	NO	RCS Heat removal	0d. Other - check/manual valve	AFW	NO	DRY	COOL	Yes					check valve

Table 4-1: Base List 1 – The Equipment Coming Out of Screen #3 and Entering Screen #4, for Five Safety Functions

Equipment ID	Description	Building	Elevation	Room#	Reason for Selection into SWEL 1	SSC Source	Screen 1 Seismic Category 1	Screen 2 Regularly Inspected ?	Screen 3 Support for 5 Safety Functions	Screen 4a Variety of Types of Equip.	Screen 4b Variety of Systems	Screen 4c - Variety of Environments				Screen 4d - Major New & Replacement Equip.	Screen 4e – A-46/ IPEEE Vulnerability	Screen 4f - Importance Contribution to Risk		Type Code
							Category	Inspection ?	Safety Function	EPRI 21 Category	System	High Rad?	Moisture	Temp.	Inside ?			RAW of COMP	FVI of COMP	
BCE11	BKR BCE11, feed from essential 4kv bus C1 to 480v essential bus E1	AUXB	603	429		Internal PRA & IPEEE SSEL	Cat 1	NO	AC power	2a. Breaker in LVSGR	480	NO	DRY	COOL	Yes			16.326	1.228E-04	480v breaker
BDF12	BKR BDF12 , feed from 4kv essential D1 to 480v essential bus F1	AUXB	603	428		Internal PRA	Cat 1	NO	AC power	2a. Breaker in LVSGR	480	NO	DRY	COOL	Yes			37.757	2.819E-04	480v breaker
BE105	BKR BE105	AUXB	603	429		Internal PRA	Cat 1	NO	AC power	2a. Breaker in LVSGR	480	NO	DRY	COOL	Yes					480v breaker
BE106	BKR BE106, in switchgear E1	AUXB	603	429		Internal PRA & IPEEE SSEL	Cat 1	NO	AC power	2a. Breaker in LVSGR	480	NO	DRY	COOL	Yes			13.344	9.967E-05	480v breaker
BE107	BKR BE107	AUXB	603	429		Internal PRA & IPEEE SSEL	Cat 1	NO	AC power	2a. Breaker in LVSGR	480	NO	DRY	COOL	Yes			6.076	3.871E-05	480v breaker
BE109	AC CIRCUIT BKR BE109	AUXB	603	429		Internal PRA	Cat 1	NO	AC power	2a. Breaker in LVSGR	480	NO	DRY	COOL	Yes			1.326	2.710E-06	480v breaker
BE110	FEEDER BREAKER FOR MCC E14	AUXB	603	429		Internal PRA & IPEEE SSEL	Cat 1	NO	AC power	2a. Breaker in LVSGR	480	NO	DRY	COOL	Yes					480v breaker
BE1103	BKR FOR HP-2C	AUXB	565	209		IPEEE SSEL	Cat 1	NO	AC power	1a. Breaker inside MCC	480	NO	DRY	COOL	Yes					480v BREAKER IN MCC
BE1105	BKR FOR HP-2D	AUXB	565	209		IPEEE SSEL	Cat 1	NO	AC power	1a. Breaker inside MCC	480	NO	DRY	COOL	Yes					480v BREAKER IN MCC
BE1106	BREAKER FOR LP INJ 1 VALVE, MVDH1B	AUXB	565	209		IPEEE SSEL	Cat 1	NO	AC power	1a. Breaker inside MCC	480	NO	DRY	COOL	Yes					480v BREAKER IN MCC
BE1108	FEEDER BREAKER FOR MCC E11B	AUXB	585	304		IPEEE SSEL	Cat 1	NO	AC power	1a. Breaker inside MCC	480	NO	DRY	COOL	Yes					480v BREAKER IN MCC
BE1112	BKR FOR DH-9B	AUXB	565	209		IPEEE SSEL	Cat 1	NO	AC power	1a. Breaker inside MCC	480	NO	DRY	COOL	Yes					480v BREAKER IN MCC
BE1120	BKR BE1120 , essential MCCE11B feeder	AUXB	565	209		Internal PRA & IPEEE SSEL	Cat 1	NO	AC power	1a. Breaker inside MCC	480	NO	DRY	COOL	Yes			1.141	1.032E-06	480v BREAKER IN MCC

Table 4-1: Base List 1 – The Equipment Coming Out of Screen #3 and Entering Screen #4, for Five Safety Functions

Equipment ID	Description	Building	Elevation	Room#	Reason for Selection into SWEL 1	SSC Source	Screen 1 Seismic Category 1	Screen 2 Regularly Inspected ?	Screen 3 Support for 5 Safety Functions	Screen 4a Variety of Types of Equip.	Screen 4b Variety of Systems	Screen 4c - Variety of Environments				Screen 4d - Major New & Replacement Equip.	Screen 4e – A-46/ IPEEE Vulnerability	Screen 4f - Importance Contribution to Risk		Type Code
							Category	Inspection ?	Safety Function	EPRI 21 Category	System	High Rad?	Moisture	Temp.	Inside ?			RAW of COMP	FVI of COMP	
BE1121	BREAKER FOR DH PUMP 1 SUC VALVE FRM BWST	AUXB	565	209		IPEEE SSEL	Cat 1	NO	AC power	1a. Breaker inside MCC	480	NO	DRY	COOL	Yes					480v BREAKER IN MCC
BE1126	BREAKER FOR DH NORM SUC LINE 1 ISO VLV	AUXB	565	227		IPEEE SSEL	Cat 1	NO	AC power	1a. Breaker inside MCC	480	NO	DRY	COOL	Yes					480v BREAKER IN MCC
BE1127	BKR FOR MU 6405	AUXB	565	227		IPEEE SSEL	Cat 1	NO	AC power	1a. Breaker inside MCC	480	NO	DRY	COOL	Yes					480v BREAKER IN MCC
BE1135	BKR FOR MOV SW-5422	AUXB	565	209		IPEEE SSEL	Cat 1	NO	AC power	1a. Breaker inside MCC	480	NO	DRY	COOL	Yes					480v BREAKER IN MCC
BE-1136	BKR FOR MOV SW-5421	AUXB	565	209		IPEEE SSEL	Cat 1	NO	AC power	1a. Breaker inside MCC	480	NO	DRY	COOL	Yes					480v BREAKER IN MCC
BE-1137	BKR FOR CV-5070	AUXB	585	304		IPEEE SSEL	Cat 1	NO	AC power	1a. Breaker inside MCC	480	NO	DRY	COOL	Yes					480v BREAKER IN MCC
BE-1138	BKR FOR CV-5071	AUXB	585	304		IPEEE SSEL	Cat 1	NO	AC power	1a. Breaker inside MCC	480	NO	DRY	COOL	Yes					480v BREAKER IN MCC
BE-1139	BKR FOR CV-5072	AUXB	585	304		IPEEE SSEL	Cat 1	NO	AC power	1a. Breaker inside MCC	480	NO	DRY	COOL	Yes					480v BREAKER IN MCC
BE-1140	BKR FOR CV-5073	AUXB	585	304		IPEEE SSEL	Cat 1	NO	AC power	1a. Breaker inside MCC	480	NO	DRY	COOL	Yes					480v BREAKER IN MCC
BE-1141	BKR FOR CV-5074	AUXB	585	304		IPEEE SSEL	Cat 1	NO	AC power	1a. Breaker inside MCC	480	NO	DRY	COOL	Yes					480v BREAKER IN MCC
BE-1144	BRKR, CTRM EMERG VNT FANI. VLV	AUXB	585	304		IPEEE SSEL	Cat 1	NO	AC power	1a. Breaker inside MCC	480	NO	DRY	COOL	Yes					480v BREAKER IN MCC
BE-1145	BKR FOR CV-645B	AUXB	603	402		IPEEE SSEL	Cat 1	NO	AC power	1a. Breaker inside MCC	480	NO	DRY	COOL	Yes					480v BREAKER IN MCC
BE-1147	BKR FOR MU-6409	AUXB	565	227		IPEEE SSEL	Cat 1	NO	AC power	1a. Breaker inside MCC	480	NO	DRY	COOL	Yes					480v BREAKER IN MCC
BE-1148	BRKR, CTRM EMERG STND BYPASS...	AUXB	603	402		IPEEE SSEL	Cat 1	NO	AC power	1a. Breaker inside MCC	480	NO	DRY	COOL	Yes					480v BREAKER IN MCC

Table 4-1: Base List 1 – The Equipment Coming Out of Screen #3 and Entering Screen #4, for Five Safety Functions

Equipment ID	Description	Building	Elevation	Room#	Reason for Selection into SWEL 1	SSC Source	Screen 1 Seismic Category 1	Screen 2 Regularly Inspected ?	Screen 3 Support for 5 Safety Functions	Screen 4a Variety of Types of Equip.	Screen 4b Variety of Systems	Screen 4c - Variety of Environments				Screen 4d - Major New & Replacement Equip.	Screen 4e – A-46/ IPEEE Vulnerability	Screen 4f - Importance Contribution to Risk		Type Code
							Category	Inspection ?	Safety Function	EPRI 21 Category	System	High Rad?	Moisture	Temp.	Inside ?			RAW of COMP	FVI of COMP	
BE1150	BKR BE1150 , feeder from essential MCCE11C to MCCE11E	AUXB	585	304		Internal PRA & IPEEE SSEL	Cat 1	NO	AC power	1a. Breaker inside MCC	480	NO	DRY	COOL	Yes			1.251	2.258E-06	480v BREAKER IN MCC
BE1151	BREAKER FOR FEED FROM MCC E11C	AUXB	603	402		Internal PRA & IPEEE SSEL	Cat 1	NO	AC power	1a. Breaker inside MCC	480	NO	DRY	COOL	Yes			1.251	2.258E-06	480v BREAKER IN MCC
BE-1154	BRKR, CC PMP RM VNT FAN 1...	AUXB	585	304		IPEEE SSEL	Cat 1	NO	AC power	1a. Breaker inside MCC	480	NO	DRY	COOL	Yes					480v BREAKER IN MCC
BE-1158	FEEDER BREAKER FOR MCC E11B	AUXB	585	304		IPEEE SSEL	Cat 1	NO	AC power	1a. Breaker inside MCC	480	NO	DRY	COOL	Yes					480v BREAKER IN MCC
BE-1159	BKR FOR FW-612	AUXB	585	304		IPEEE SSEL	Cat 1	NO	AC power	1a. Breaker inside MCC	480	NO	DRY	COOL	Yes					480v BREAKER IN MCC
BE-1162	FEEDER BKR FOR MCC E11B	AUXB	585	304		IPEEE SSEL	Cat 1	NO	AC power	1a. Breaker inside MCC	480	NO	DRY	COOL	Yes					480v BREAKER IN MCC
BE1166	BKR BE1166 ,feeder to essential MCCE11B	AUXB	585	304		Internal PRA & IPEEE SSEL	Cat 1	NO	AC power	1a. Breaker inside MCC	480	NO	DRY	COOL	Yes			1.141	1.032E-06	480v BREAKER IN MCC
BE-1171	FEEDER BREAKER FOR MCC E11B	AUXB	585	304		IPEEE SSEL	Cat 1	NO	AC power	1a. Breaker inside MCC	480	NO	DRY	COOL	Yes					480v BREAKER IN MCC
BE-1172	RC LETDOWN ISO VALVE	AUXB	585	304		IPEEE SSEL	Cat 1	NO	AC power	1a. Breaker inside MCC	480	NO	DRY	COOL	Yes					480v BREAKER IN MCC
BE-1173	FEEDER BREAKER FOR MCC E11B	AUXB	585	304		IPEEE SSEL	Cat 1	NO	AC power	1a. Breaker inside MCC	480	NO	DRY	COOL	Yes					480v BREAKER IN MCC
BE-1174	FEEDER BREAKER FOR MCC E11B	AUXB	585	304		IPEEE SSEL	Cat 1	NO	AC power	1a. Breaker inside MCC	480	NO	DRY	COOL	Yes					480v BREAKER IN MCC
BE-1175	FEEDER BREAKER FOR MCC E11B	AUXB	585	304		IPEEE SSEL	Cat 1	NO	AC power	1a. Breaker inside MCC	480	NO	DRY	COOL	Yes					480v BREAKER IN MCC
BE-1176	FEEDER BREAKER FOR MCC E11B	AUXB	585	304		IPEEE SSEL	Cat 1	NO	AC power	1a. Breaker inside MCC	480	NO	DRY	COOL	Yes					480v BREAKER IN MCC
BE-1177	FEEDER BREAKER FOR MCC E11B	AUXB	585	304		IPEEE SSEL	Cat 1	NO	AC power	1a. Breaker inside MCC	480	NO	DRY	COOL	Yes					480v BREAKER IN MCC

Table 4-1: Base List 1 – The Equipment Coming Out of Screen #3 and Entering Screen #4, for Five Safety Functions

Equipment ID	Description	Building	Elevation	Room#	Reason for Selection into SWEL 1	SSC Source	Screen 1 Seismic Category 1	Screen 2 Regularly Inspected ?	Screen 3 Support for 5 Safety Functions	Screen 4a Variety of Types of Equip.	Screen 4b Variety of Systems	Screen 4c - Variety of Environments				Screen 4d - Major New & Replacement Equip.	Screen 4e – A-46/ IPEEE Vulnerability	Screen 4f - Importance Contribution to Risk		Type Code
							Category	Inspection ?	Safety Function	EPRI 21 Category	System	High Rad?	Moisture	Temp.	Inside ?			RAW of COMP	FVI of COMP	
BE-1178	FEEDER BREAKER FOR MCC E11B	AUXB	585	304		IPEEE SSEL	Cat 1	NO	AC power	1a. Breaker inside MCC	480	NO	DRY	COOL	Yes					480v BREAKER IN MCC
BE118	BKR BE118 TRANSFERS OPEN,	AUXB	603	429		Internal PRA	Cat 1	NO	AC power	2a. Breaker in LVSGR	480	NO	DRY	COOL	Yes					480v breaker
BE1180	BKR BE1180 ,BREAKER FOR XYE2 FDR TO MCCYE2	AUXB	585	304		Internal PRA & IPEEE SSEL	Cat 1	NO	AC power	1a. Breaker inside MCC	480	NO	DRY	COOL	Yes					480v BREAKER IN MCC
BE-1183	BREAKER FOR DH REMOVAL SUCT LN VLV MOTOR	AUXB	585	304		IPEEE SSEL	Cat 1	NO	AC power	1a. Breaker inside MCC	480	NO	DRY	COOL	Yes					480v BREAKER IN MCC
BE-1185	BREAKER FOR BA PUMP 1 MP381	AUXB	565	227		IPEEE SSEL	Cat 1	NO	AC power	1a. Breaker inside MCC	480	NO	DRY	COOL	Yes					480v BREAKER IN MCC
BE-1187	BKR FOR DH-64	AUXB	603	402		IPEEE SSEL	Cat 1	NO	AC power	1a. Breaker inside MCC	480	NO	DRY	COOL	Yes					480v BREAKER IN MCC
BE-1191	BKR FOR MUP 1-1 MN OIL P-371B	AUXB	565	227		IPEEE SSEL	Cat 1	NO	AC power	1a. Breaker inside MCC	480	NO	DRY	COOL	Yes					480v BREAKER IN MCC
BE-1192	BKR FOR MUP1 AUX GEAR PMP MP371D	AUXB	565	227		IPEEE SSEL	Cat 1	NO	AC power	1a. Breaker inside MCC	480	NO	DRY	COOL	Yes					480v BREAKER IN MCC
BE-1194	BKR FOR MU-6421	AUXB	565	227		IPEEE SSEL	Cat 1	NO	AC power	1a. Breaker inside MCC	480	NO	DRY	COOL	Yes					480v BREAKER IN MCC
BE1196	BKR BE1196 , BREAKER FR FEEDER FRM MCC E11A to MCCE11D	AUXB	565	227		Internal PRA & IPEEE SSEL	Cat 1	NO	AC power	1a. Breaker inside MCC	480	NO	DRY	COOL	Yes			1.010	3.871E-07	480v BREAKER IN MCC
BE12	ESNTL PZR HTR BNK 1 SPLY PNL	AUXB	UNK	UNK		IPEEE SSEL	Cat 1	NO	Pressure control	14. Distribution Panels	480	#N/A	#N/A	#N/A	#N/A					Distribution Panel
BE-1201	BRKR, CR EMERG SYS STANDBY...	AUXB	603	429		IPEEE SSEL	Cat 1	NO	AC power	1a. Breaker inside MCC	480	NO	DRY	COOL	Yes					480v BREAKER IN MCC
BE-1205	BRKR, SW PMP VENT FAN 2 MC99-2	INTK	575	51		IPEEE SSEL	Cat 1	NO	AC power	1a. Breaker inside MCC	480	NO	DAMP	COOL	Yes					480v BREAKER IN MCC
BE-1208	BRKR, BAT RM 429B- ATM DAMP MO	AUXB	603	429		IPEEE SSEL	Cat 1	NO	AC power	1a. Breaker inside MCC	480	NO	DRY	COOL	Yes					480v BREAKER IN MCC

Table 4-1: Base List 1 – The Equipment Coming Out of Screen #3 and Entering Screen #4, for Five Safety Functions

Equipment ID	Description	Building	Elevation	Room#	Reason for Selection into SWEL 1	SSC Source	Screen 1 Seismic Category 1	Screen 2 Regularly Inspected ?	Screen 3 Support for 5 Safety Functions	Screen 4a Variety of Types of Equip.	Screen 4b Variety of Systems	Screen 4c - Variety of Environments				Screen 4d - Major New & Replacement Equip.	Screen 4e – A-46/ IPEEE Vulnerability	Screen 4f - Importance Contribution to Risk		Type Code
							Category	Inspection ?	Safety Function	EPRI 21 Category	System	High Rad?	Moisture	Temp.	Inside ?			RAW of COMP	FVI of COMP	
BE-1209	BRKR, CTRL RM EMERG VENTILATN	AUXB	603	429		IPEEE SSEL	Cat 1	NO	AC power	1a. Breaker inside MCC	480	NO	DRY	COOL	Yes					480v BREAKER IN MCC
BE-1212	BRKR, SW PMP VENT FAN 1 MC99-1	INTK	575	51		IPEEE SSEL	Cat 1	NO	AC power	1a. Breaker inside MCC	480	NO	DAMP	COOL	Yes					480v BREAKER IN MCC
BE-1216	BRKR, CTRM EMERG COND UNT1 MTR	AUXB	603	429		IPEEE SSEL	Cat 1	NO	AC power	1a. Breaker inside MCC	480	NO	DRY	COOL	Yes					480v BREAKER IN MCC
BE-1217	BRKR, VNT FN 1 MTR L.V.S.G. RM	AUXB	603	429		IPEEE SSEL	Cat 1	NO	AC power	1a. Breaker inside MCC	480	NO	DRY	COOL	Yes					480v BREAKER IN MCC
BE-1218	BREAKER FOR AFP 1 SUCTION VALVE MV1382	AUXB	603	429		IPEEE SSEL	Cat 1	NO	AC power	1a. Breaker inside MCC	480	NO	DRY	COOL	Yes					480v BREAKER IN MCC
BE1220	BKR BE1220 TRANSFERS OPEN, feeder from rectifier YRF1 to inverter YV1	AUXB	603	429		Internal PRA	Cat 1	NO	AC power	1a. Breaker inside MCC	480	NO	DRY	COOL	Yes					480v BREAKER IN MCC
BE-1222	BREAKR FOR AFP ROOM VENT FAN 1 MOTOR	AUXB	603	429		IPEEE SSEL	Cat 1	NO	AC power	1a. Breaker inside MCC	480	NO	DRY	COOL	Yes					480v BREAKER IN MCC
BE-1223	FEEDER BRKR FOR PRZR HTRS CH 1	AUXB	603	429		IPEEE SSEL	Cat 1	NO	AC power	1a. Breaker inside MCC	480	NO	DRY	COOL	Yes					480v BREAKER IN MCC
BE-1226	BREAKER, CCW DISCH LN ISO VLV	AUXB	603	429		IPEEE SSEL	Cat 1	NO	AC power	1a. Breaker inside MCC	480	NO	DRY	COOL	Yes					480v BREAKER IN MCC
BE1233	BREAKER FOR BATT CHARGER DBC1P	AUXB	603	429		Internal PRA & IPEEE SSEL	Cat 1	NO	AC power	1a. Breaker inside MCC	480	NO	DRY	COOL	Yes			7.346	4.761E-05	480v BREAKER IN MCC
BE1234	BKR BE1234 TRANSFERS OPEN, BREAKER FOR BATT CHARGER DBC1P, from essential MCCE12A to MCCE12E	AUXB	603	429		Internal PRA & IPEEE SSEL	Cat 1	NO	AC power	1a. Breaker inside MCC	480	NO	DRY	COOL	Yes			4.362	2.593E-05	480v BREAKER IN MCC

Table 4-1: Base List 1 – The Equipment Coming Out of Screen #3 and Entering Screen #4, for Five Safety Functions

Equipment ID	Description	Building	Elevation	Room#	Reason for Selection into SWEL 1	SSC Source	Screen 1 Seismic Category 1	Screen 2 Regularly Inspected ?	Screen 3 Support for 5 Safety Functions	Screen 4a Variety of Types of Equip.	Screen 4b Variety of Systems	Screen 4c - Variety of Environments				Screen 4d - Major New & Replacement Equip.	Screen 4e – A-46/ IPEEE Vulnerability	Screen 4f - Importance Contribution to Risk		Type Code
							Category	Inspection ?	Safety Function	EPRI 21 Category	System	High Rad?	Moisture	Temp.	Inside ?			RAW of COMP	FVI of COMP	
BE1235	BREAKER FOR BATT CHARGER DBC1N	AUXB	603	429		Internal PRA & IPEEE SSEL	Cat 1	NO	AC power	1a. Breaker inside MCC	480	NO	DRY	COOL	Yes					480v BREAKER IN MCC
BE-1240	BRKR, L.V.S.G. RM 429 VENT VALVE	AUXB	603	429		IPEEE SSEL	Cat 1	NO	AC power	1a. Breaker inside MCC	480	NO	DRY	COOL	Yes					480v BREAKER IN MCC
BE-1241	BRKR, L.V.S.G. RM 429 VENT VALVE	AUXB	603	429		IPEEE SSEL	Cat 1	NO	AC power	1a. Breaker inside MCC	480	NO	DRY	COOL	Yes					480v BREAKER IN MCC
BE-1255	BRKR, EDG RM 1 VENT FAN 1	AUXB	585	318		IPEEE SSEL	Cat 1	NO	AC power	1a. Breaker inside MCC	480	NO	DRY	COOL	Yes					480v BREAKER IN MCC
BE-1256	BRKR, EDG RM 1 VENT FAN 2	AUXB	585	318		IPEEE SSEL	Cat 1	NO	AC power	1a. Breaker inside MCC	480	NO	DRY	COOL	Yes					480v BREAKER IN MCC
BE-1258	EDG 1 IMMERSION HEATER BREAKER	AUXB	585	318		IPEEE SSEL	Cat 1	NO	AC power	1a. Breaker inside MCC	480	NO	DRY	COOL	Yes					480v BREAKER IN MCC
BE1259	BKR BE1259 , BRKR, FDR TO 120VAC MCC YE1	AUXB	585	318		Internal PRA & IPEEE SSEL	Cat 1	NO	AC power	1a. Breaker inside MCC	480	NO	DRY	COOL	Yes			1.830	7.290E-06	480v BREAKER IN MCC
BE-1261	BRKR, EDG SOAK PMP MP1471	AUXB	585	318		IPEEE SSEL	Cat 1	NO	AC power	1a. Breaker inside MCC	480	NO	DRY	COOL	Yes					480v BREAKER IN MCC
BE-1273	FEEDER BREAKER FOR MCC E12F	AUXB	585	318		IPEEE SSEL	Cat 1	NO	AC power	1a. Breaker inside MCC	480	NO	DRY	COOL	Yes					480v BREAKER IN MCC
BE-1274	BREAKER, SW PUMPSTRNR MF12-1	INTK	585	51		IPEEE SSEL	Cat 1	NO	AC power	1a. Breaker inside MCC	480	NO	DAMP	COOL	Yes					480v BREAKER IN MCC
BE-1275	BRKR, SW PMP STRNR DRAIN VALVE	INTK	585	51		IPEEE SSEL	Cat 1	NO	AC power	1a. Breaker inside MCC	480	NO	DAMP	COOL	Yes					480v BREAKER IN MCC
BE-1277	BKR FOR SW ISOL VALVE - COOLING WATER	INTK	585	51		IPEEE SSEL	Cat 1	NO	AC power	1a. Breaker inside MCC	480	NO	DAMP	COOL	Yes					480v BREAKER IN MCC
BE1280	BKR BE1280 TRANSFERS OPEN, feeder from essential MCCE12C to MCCEF12C	INTK	585	51		Internal PRA	Cat 1	NO	AC power	1a. Breaker inside MCC	480	NO	DAMP	COOL	Yes					480v BREAKER IN MCC

Table 4-1: Base List 1 – The Equipment Coming Out of Screen #3 and Entering Screen #4, for Five Safety Functions

Equipment ID	Description	Building	Elevation	Room#	Reason for Selection into SWEL 1	SSC Source	Screen 1 Seismic Category 1	Screen 2 Regularly Inspected ?	Screen 3 Support for 5 Safety Functions	Screen 4a Variety of Types of Equip.	Screen 4b Variety of Systems	Screen 4c - Variety of Environments				Screen 4d - Major New & Replacement Equip.	Screen 4e – A-46/ IPEEE Vulnerability	Screen 4f - Importance Contribution to Risk		Type Code
							Category	Inspection ?	Safety Function	EPRI 21 Category	System	High Rad?	Moisture	Temp.	Inside ?			RAW of COMP	FVI of COMP	
BE-1281	BREAKER, SW - INTAKE STRCT VLV	INTK	585	51		IPEEE SSEL	Cat 1	NO	AC power	1a. Breaker inside MCC	480	NO	DAMP	COOL	Yes					480v BREAKER IN MCC
BE-1282	BREAKER, SW TO CLNG TWR MU VLV	INTK	585	51		IPEEE SSEL	Cat 1	NO	AC power	1a. Breaker inside MCC	480	NO	DAMP	COOL	Yes					480v BREAKER IN MCC
BE1284	BREAKER FR FEEDER FRM MCC E12A	INTK	576	51		Internal PRA & IPEEE SSEL	Cat 1	NO	AC power	1a. Breaker inside MCC	480	NO	DAMP	COOL	Yes			4.524	2.851E-05	480v BREAKER IN MCC
BE-1285	BRKR, BAT RM VENT FAN 1-1	AUXB	585	318		IPEEE SSEL	Cat 1	NO	AC power	1a. Breaker inside MCC	480	NO	DRY	COOL	Yes					480v BREAKER IN MCC
BE-1286	BKR FOR HP-32	AUXB	545	101		IPEEE SSEL	Cat 1	NO	AC power	1a. Breaker inside MCC	480	NO	DRY	COOL	Yes					480v BREAKER IN MCC
BE-1289	BRKR, EDG1 AC TURBO OIL PMP MO	AUXB	585	318		IPEEE SSEL	Cat 1	NO	AC power	1a. Breaker inside MCC	480	NO	DRY	COOL	Yes					480v BREAKER IN MCC
BE1291	BKR BE1291 TRANSFERS OPEN, BREAKER FOR FEEDER TO MCC E12A, from essential MCCE12A to MCCE12E	AUXB	545	100		Internal PRA & IPEEE SSEL	Cat 1	NO	AC power	1a. Breaker inside MCC	480	NO	DRY	COOL	Yes			4.362	2.593E-05	480v BREAKER IN MCC
BE-1292	BRKR FOR C31-4	AUXB	545	101		IPEEE SSEL	Cat 1	NO	AC power	1a. Breaker inside MCC	480	NO	DRY	COOL	Yes					480v BREAKER IN MCC
BE-1293	BRKR FOR C31-5	AUXB	545	101		IPEEE SSEL	Cat 1	NO	AC power	1a. Breaker inside MCC	480	NO	DRY	COOL	Yes					480v BREAKER IN MCC
BE-1295	BKR FOR MU-6419	AUXB	545	101		IPEEE SSEL	Cat 1	NO	AC power	1a. Breaker inside MCC	480	NO	DRY	COOL	Yes					480v BREAKER IN MCC
BE1296	BKR BE1296 , BKR FOR P197-1	AUXB	545	100		Internal PRA & IPEEE SSEL	Cat 1	NO	Inventory Control	1a. Breaker inside MCC	HPI	NO	DRY	COOL	Yes			1.000	6.451E-08	480v BREAKER IN MCC
BE-1297	FEEDER BREAKER TO MCC E12F	AUXB	585	318		IPEEE SSEL	Cat 1	NO	AC power	1a. Breaker inside MCC	480	NO	DRY	COOL	Yes					480v BREAKER IN MCC
BE-1298	BRKR, EDG FUEL OIL STRG & XFER	AUXB	585	318		IPEEE SSEL	Cat 1	NO	AC power	1a. Breaker inside MCC	480	NO	DRY	COOL	Yes					480v BREAKER IN MCC

Table 4-1: Base List 1 – The Equipment Coming Out of Screen #3 and Entering Screen #4, for Five Safety Functions

Equipment ID	Description	Building	Elevation	Room#	Reason for Selection into SWEL 1	SSC Source	Screen 1 Seismic Category 1	Screen 2 Regularly Inspected ?	Screen 3 Support for 5 Safety Functions	Screen 4a Variety of Types of Equip.	Screen 4b Variety of Systems	Screen 4c - Variety of Environments				Screen 4d - Major New & Replacement Equip.	Screen 4e - A-46/ IPEEE Vulnerability	Screen 4f - Importance Contribution to Risk		Type Code
							Category	Inspection ?	Safety Function	EPRI 21 Category	System	High Rad?	Moisture	Temp.	Inside ?			RAW of COMP	FVI of COMP	
BE-1401	HI & LO SPD STARTER FR CTMT AIR CLR FANI	AUXB	603	429		IPEEE SSEL	Cat 1	NO	AC power	1a. Breaker inside MCC	480	NO	DRY	COOL	Yes					480v BREAKER IN MCC
BE1501	BKR BE1501	AUXB	603	429		Internal PRA	Cat 1	NO	Containment function	1a. Breaker inside MCC	CAC	NO	DRY	COOL	Yes					480v BREAKER IN MCC
BE1601	BKR BE1601 TRANSFERS OPEN, feeder from MCCE16A to essential MCCE16B	AUXB	603	402		Internal PRA	Cat 1	NO	AC power	1a. Breaker inside MCC	480	NO	DRY	COOL	Yes					480v BREAKER IN MCC
BE1609	BKR BE1609 TRANSFERS OPEN, feeder from MCCE16A to essential MCCE16B	AUXB	623	515		Internal PRA	Cat 1	NO	AC power	1a. Breaker inside MCC	480	NO	DRY	COOL	Yes					480v BREAKER IN MCC
BE1616	BKR BE1616 , from 125v DC DIP to static switch around inverter YV1	AUXB	623	515		Internal PRA	Cat 1	NO	AC power	1a. Breaker inside MCC	480	NO	DRY	COOL	Yes					480v BREAKER IN MCC
BEF121	feeder from MCCE12C to MCCEF12C	INTK	576	52		Internal PRA	Cat 1	NO	AC power	1a. Breaker inside MCC	480	NO	DRY	WAR M	Yes					480v Breaker IN MCC
BEF122	BKR BEF122 TRANSFERS OPEN, feeder from essential MCCF12C to MCCEF12C	INTK	576	52		Internal PRA	Cat 1	NO	AC power	1a. Breaker inside MCC	480	NO	DRY	WAR M	Yes					480v BREAKER IN MCC
BEF152	BKR BEF152	AUXB	603	429A		Internal PRA	Cat 1	NO	Containment function	1a. Breaker inside MCC	CAC	NO	DRY	COOL	Yes					480v BREAKER IN MCC
BEF154	AC CIRCUIT BKR , feeder from essential MCCE15 to MCCEF15	AUXB	603	429A		Internal PRA	Cat 1	NO	Containment function	1a. Breaker inside MCC	CAC	NO	DRY	COOL	Yes					480v BREAKER IN MCC
BF105	BKR BF105 , feeder from essential 480v bus F1 to MCCF15	AUXB	603	428		Internal PRA	Cat 1	NO	AC power	2a. Breaker in LVSGR	480	NO	DRY	COOL	Yes					480v breaker

Table 4-1: Base List 1 – The Equipment Coming Out of Screen #3 and Entering Screen #4, for Five Safety Functions

Equipment ID	Description	Building	Elevation	Room#	Reason for Selection into SWEL 1	SSC Source	Screen 1 Seismic Category 1	Screen 2 Regularly Inspected ?	Screen 3 Support for 5 Safety Functions	Screen 4a Variety of Types of Equip.	Screen 4b Variety of Systems	Screen 4c - Variety of Environments				Screen 4d - Major New & Replacement Equip.	Screen 4e – A-46/ IPEEE Vulnerability	Screen 4f - Importance Contribution to Risk		Type Code
							Category	Inspection ?	Safety Function	EPRI 21 Category	System	High Rad?	Moisture	Temp.	Inside ?			RAW of COMP	FVI of COMP	
BF107	AC CIRCUIT BKR BF107 , feeder from essential 480v bus F1 to MCCF12B	AUXB	603	428		Internal PRA	Cat 1	NO	AC power	2a. Breaker in LVSGR	480	NO	DRY	COOL	Yes			3.360	1.852E-05	480v breaker
BF110	BKR BF110 , feeder from essential bus 480v F1 to MCCF14	AUXB	603	428		Internal PRA	Cat 1	NO	AC power	2a. Breaker in LVSGR	480	NO	DRY	COOL	Yes					480v breaker
BF1101	BKR BF1101 TRANSFERS OPEN, feeder from essential MCCF11A to MCCYF2	AUXB	603	427		Internal PRA	Cat 1	NO	AC power	1a. Breaker inside MCC	480	NO	DRY	COOL	Yes					480v Breaker IN MCC
BF-1126	BREAKER FOR PRZR VAPOR SAMPLE LINE VALVE	AUXB	603	427		IPEEE SSEL	Cat 1	NO	AC power	1a. Breaker inside MCC	480	NO	DRY	COOL	Yes					480v BREAKER IN MCC
BF-1130	BREAKER FOR DH REMOVAL SUCTION LN VALVE	AUXB	603	427		IPEEE SSEL	Cat 1	NO	AC power	1a. Breaker inside MCC	480	NO	DRY	COOL	Yes					480v BREAKER IN MCC
BF1137	BKR BF1137 , feeder from essential MCCF11A to MCCF11B	AUXB	603	427		Internal PRA	Cat 1	NO	AC power	1a. Breaker inside MCC	480	NO	DRY	COOL	Yes			2.509	1.148E-05	480v BREAKER IN MCC
BF114	BKR BF114 , feeder from essential 480v Bus F1 to MCCF12A	AUXB	603	428		Internal PRA	Cat 1	NO	AC power	2a. Breaker in LVSGR	480	NO	DRY	COOL	Yes			21.275	1.613E-04	480v breaker
BF1146	BKR BF1146	AUXB	603	427		Internal PRA	Cat 1	NO	AC power	1a. Breaker inside MCC	480	NO	DRY	COOL	Yes			2.509	1.148E-05	480v Breaker IN MCC
BF115	BKR BF115 , feeder from essential 480v Bus F1 to MCCF11	AUXB	603	428		Internal PRA	Cat 1	NO	AC power	2a. Breaker in LVSGR	480	NO	DRY	COOL	Yes			7.884	5.226E-05	480v breaker
BF1162	BKR BF1162 , feeder from essential MCCF11A to MCCF11B	AUXB	603	405		Internal PRA	Cat 1	NO	AC power	1a. Breaker inside MCC	480	NO	DRY	COOL	Yes			2.509	1.148E-05	480v Breaker IN MCC

Table 4-1: Base List 1 – The Equipment Coming Out of Screen #3 and Entering Screen #4, for Five Safety Functions

Equipment ID	Description	Building	Elevation	Room#	Reason for Selection into SWEL 1	SSC Source	Screen 1 Seismic Category 1	Screen 2 Regularly Inspected ?	Screen 3 Support for 5 Safety Functions	Screen 4a Variety of Types of Equip.	Screen 4b Variety of Systems	Screen 4c - Variety of Environments				Screen 4d - Major New & Replacement Equip.	Screen 4e – A-46/ IPEEE Vulnerability	Screen 4f - Importance Contribution to Risk		Type Code
							Category	Inspection ?	Safety Function	EPRI 21 Category	System	High Rad?	Moisture	Temp.	Inside ?			RAW of COMP	FVI of COMP	
BF1175	BKR BF1175 ; feeder from essential MCCF11A to MCCF11D	AUXB	565	227		Internal PRA	Cat 1	NO	AC power	1a. Breaker inside MCC	480	NO	DRY	COOL	Yes			2.509	1.148E-05	480v Breaker IN MCC
BF118	BKR BF118	AUXB	603	428		Internal PRA	Cat 1	NO	AC power	2a. Breaker in LVSGR	480	NO	DRY	COOL	Yes			1.043	3.226E-07	480v breaker
BF1189	BKR BF1189 , feeder from essential MCCF11A to MCCF11E	AUXB	603	427		Internal PRA	Cat 1	NO	AC power	1a. Breaker inside MCC	480	NO	DRY	COOL	Yes			4.107	2.361E-05	480v Breaker IN MCC
BF1191	BKR BF1191 , feeder from essential MCCF11A to MCCF11E	AUXB	545	101		Internal PRA	Cat 1	NO	AC power	1a. Breaker inside MCC	480	NO	DRY	COOL	Yes			4.107	2.361E-05	480v Breaker IN MCC
BF1209	BKR BF1209 TRANSFERS OPEN	AUXB	603	428		Internal PRA	Cat 1	NO	AC power	1a. Breaker inside MCC	480	NO	DRY	COOL	Yes			8.422	5.529E-05	480v Breaker IN MCC
BF1212	BKR BF1212	AUXB	603	428		Internal PRA	Cat 1	NO	AC power	1a. Breaker inside MCC	480	NO	DRY	COOL	Yes			1.741	5.484E-06	480v Breaker IN MCC
BF1220	BKR BF1220 TRANSFERS OPEN;	AUXB	603	428		Internal PRA	Cat 1	NO	AC power	1a. Breaker inside MCC	480	NO	DRY	COOL	Yes					480v Breaker IN MCC
BF1231	BKR BF1231	AUXB	603	428		Internal PRA	Cat 1	NO	Inventory Control	1a. Breaker inside MCC	HPI	NO	DRY	COOL	Yes			1.000	1.290E-07	480v Breaker IN MCC
BF1270	BKR BF1270	AUXB	585	319		Internal PRA	Cat 1	NO	AC power	1a. Breaker inside MCC	480	NO	DRY	COOL	Yes			4.234	2.677E-05	480v Breaker IN MCC
BF1278	BKR BF1278 , feeder from essential MCCF12C to MCCF12D	INTK	576	52		Internal PRA	Cat 1	NO	AC power	1a. Breaker inside MCC	480	NO	DRY	WAR M	Yes			1.168	1.226E-06	480v Breaker IN MCC
BF1280	BKR BF1280 TRANSFERS OPEN	INTK	576	52		Internal PRA	Cat 1	NO	AC power	1a. Breaker inside MCC	480	NO	DRY	WAR M	Yes					480v Breaker IN MCC
BF1284	BKR BF1284 , feeder form essential MCCF12A to MCCF12C	INTK	576	52		Internal PRA	Cat 1	NO	AC power	1a. Breaker inside MCC	480	NO	DRY	WAR M	Yes			4.446	2.897E-05	480v Breaker IN MCC
BF-1285	BREAKER FOR PRZR SMPL LINE TO...HDR VLV	AUXB	603	428		IPEEE SSEL	Cat 1	NO	AC power	1a. Breaker inside MCC	480	NO	DRY	COOL	Yes					480v BREAKER IN MCC

Table 4-1: Base List 1 – The Equipment Coming Out of Screen #3 and Entering Screen #4, for Five Safety Functions

Equipment ID	Description	Building	Elevation	Room#	Reason for Selection into SWEL 1	SSC Source	Screen 1 Seismic Category 1	Screen 2 Regularly Inspected ?	Screen 3 Support for 5 Safety Functions	Screen 4a Variety of Types of Equip.	Screen 4b Variety of Systems	Screen 4c - Variety of Environments				Screen 4d - Major New & Replacement Equip.	Screen 4e - A-46/ IPEEE Vulnerability	Screen 4f - Importance Contribution to Risk		Type Code
							Category	Inspection ?	Safety Function	EPRI 21 Category	System	High Rad?	Moisture	Temp.	Inside ?			RAW of COMP	FVI of COMP	
BF1501	AC CIRCUIT BKR	AUXB	603	428		Internal PRA	Cat 1	NO	Containment function	1a. Breaker inside MCC	CAC	NO	DRY	COOL	Yes					480v Breaker IN MCC
BF-1617	BKR FOR MU 3971	AUXB	603	428		IPEEE SSEL	Cat 1	NO	AC power	1a. Breaker inside MCC	480	NO	DRY	COOL	Yes					480v BREAKER IN MCC
BF1624	BKR BF1624 , feeder from MCCF16A to static switch of inverter YV2	AUXB	603	428		Internal PRA	Cat 1	NO	AC power	1a. Breaker inside MCC	480	NO	DRY	COOL	Yes					480v Breaker IN MCC
BRKR-C	CRDM TRIP BRKR-C C4612	AUXB	603	428		IPEEE SSEL	Cat 1	NO	AC power	1a. Breaker inside MCC	480	NO	DRY	COOL	Yes					480v BREAKER IN MCC
BRKR-D	CRDM TRIP BRKR-D C4806	AUXB	603	402		IPEEE SSEL	Cat 1	NO	AC power	1a. Breaker inside MCC	480	NO	DRY	COOL	Yes					480v BREAKER IN MCC
BW26	CHECK VALVE BW26	AUXB	565	209		Internal PRA	Cat 1	NO	Inventory Control	0d. Other - check/manual valve	BWST	NO	DRY	COOL	Yes			1.394	1.877E-05	check valve
C1	BUS C1	AUXB	585	325	Screens 1, 2, 3, 4a, 4b, 4f	Internal PRA	Cat 1	NO	AC power	3. Medium Voltage Switchgear	4160	NO	DRY	COOL	Yes			13.448	1.032E-03	4160v bus
C1-1	CAC1-1 Air condition	CTMT9	565	217		Internal PRA	Cat 1	NO	Containment function	11. Chillers	CAC	YES	DRY	WAR M	Yes			1.033	1.094E-04	CTMT AC unit
C11-1	Emergency Diesel Generator Starting Air compressor 1-1	AUXB	585	318	Screens 1, 2, 3, 4a, 4b	Other DGs parts	Cat 1	NO	AC power	12. Air Compressors	EDG	NO	DRY	COOL	Yes					Compressor
C1-2	CAC1-2 Chiller Air condition	CTMT9	565	217	Screens 1, 2, 3, 4a, 4b, 4c, 4f	Internal PRA	Cat 1	NO	Containment function	11. Chillers	CAC	YES	DRY	WAR M	Yes			1.139	3.678E-04	CTMT AC unit
C1-3	CAC1-3 Chiller Air condition	CTMT9	565	217		Internal PRA	Cat 1	NO	Containment function	11. Chillers	CAC	YES	DRY	WAR M	Yes			1.079	2.386E-04	CTMT AC unit
C133	MOTOR-DRIVEN FAN C-133	AUXB	603	428		Internal PRA	Cat 1	NO	HVAC	9. Fans	HVAC	NO	DRY	COOL	Yes			1.214	8.935E-05	FAN
C21-1	CNTRL RM EMERG VENT SYS FAN1-1	AUXB	638	603	Screens 1, 2, 3, 4a, 4b, 4e	IPEEE SSEL	Cat 1	NO	HVAC	9. Fans	HVAC	NO	DRY	COOL	Yes		YES			FAN
C25-1	VENT FAN 1	AUXB	585	318		Internal PRA	Cat 1	NO	AC power	9. Fans	EDG	NO	DRY	COOL	Yes			15.967	5.310E-03	FAN
C25-2	VENT FAN 2	AUXB	585	318		Internal PRA	Cat 1	NO	AC power	9. Fans	EDG	NO	DRY	COOL	Yes			15.967	5.310E-03	FAN

Table 4-1: Base List 1 – The Equipment Coming Out of Screen #3 and Entering Screen #4, for Five Safety Functions

Equipment ID	Description	Building	Elevation	Room#	Reason for Selection into SWEL 1	SSC Source	Screen 1 Seismic Category 1	Screen 2 Regularly Inspected ?	Screen 3 Support for 5 Safety Functions	Screen 4a Variety of Types of Equip.	Screen 4b Variety of Systems	Screen 4c - Variety of Environments				Screen 4d - Major New & Replacement Equip.	Screen 4e – A-46/ IPEEE Vulnerability	Screen 4f - Importance Contribution to Risk		Type Code
							Category	Inspection ?	Safety Function	EPRI 21 Category	System	High Rad?	Moisture	Temp.	Inside ?			RAW of COMP	FVI of COMP	
C25-3	VENT FAN 3	AUXB	585	319	Screens 1, 2, 3, 4a, 4b, 4f	Internal PRA	Cat 1	NO	AC power	9. Fans	EDG	NO	DRY	COOL	Yes			15.967	1.442E-02	FAN
C25-4	VENT FAN 4	AUXB	585	319		Internal PRA	Cat 1	NO	AC power	9. Fans	EDG	NO	DRY	COOL	Yes			15.967	1.442E-02	FAN
C3017	SW STRNR 1-1 DRAIN/BCKWA SH VLV	INTK	585	52		IPEEE SSEL	Cat 1	NO	SW&CCW	20. Instrument and Control Panels	SW	NO	DRY	WAR M	Yes					CONTROL STATION
C31-1	FAN C31-1	AUXB	545	115		Internal PRA	Cat 1	NO	HVAC	9. Fans	HVAC	NO	DRY	COOL	Yes			133.987	1.012E-02	FAN
C31-2	FAN C31-2	AUXB	545	115		Internal PRA	Cat 1	NO	HVAC	9. Fans	HVAC	NO	DRY	COOL	Yes			133.987	1.012E-02	FAN
C31-4	FAN C31-4	AUXB	545	105	Screens 1, 2, 3, 4a, 4b, 4f	Internal PRA	Cat 1	NO	HVAC	9. Fans	HVAC	NO	DRY	COOL	Yes			133.987	1.040E-02	FAN
C31-5	FAN C31-5	AUXB	545	105		Internal PRA	Cat 1	NO	HVAC	9. Fans	HVAC	NO	DRY	COOL	Yes			133.987	1.040E-02	FAN
C3615	EDG 1 CONTROL PANEL	AUXB	585	318	Screens 1, 2, 3, 4a, 4b	IPEEE SSEL	Cat 1	NO	AC power	20. Instrument and Control Panels	EDG	NO	DRY	COOL	Yes					INSTRUMENT PANEL
C3617	EDG 1-1 STATIC EXCOTER VOLT REG PANEL	AUXB	585	318		IPEEE SSEL	Cat 1	NO	AC power	20. Instrument and Control Panels	EDG	NO	DRY	COOL	Yes					INSTRUMENT PANEL
C3621	EDG 1-1 ENGINE MNTD CTRL PNL	AUXB	585	318		IPEEE SSEL	Cat 1	NO	AC power	20. Instrument and Control Panels	EDG	NO	DRY	COOL	Yes					INSTRUMENT PANEL
C3621A	EDG 1-1 IDLE START/STOP CONTROL PANEL	AUXB	585	318		IPEEE SSEL	Cat 1	NO	AC power	20. Instrument and Control Panels	EDG	NO	DRY	COOL	Yes					INSTRUMENT PANEL
C3630	SFRCS CONTROL CABINET	AUXB	585	324		IPEEE SSEL	Cat 1	NO	Pressure Control/ RCS Heat removal	20. Instrument and Control Panels	SFRCS	NO	DRY	COOL	Yes					INSTRUMENT PANEL
C3645	CONTROL PANEL (AUX FEEDWATER)	AUXB	585	325	Screens 1, 2, 3, 4a, 4b	IPEEE SSEL	Cat 1	NO	RCS Heat removal	20. Instrument and Control Panels	AFW	NO	DRY	COOL	Yes					INSTRUMENT PANEL
C3812	CABINET FOR RCS TEMP LOOP 1 (TI-5504)	AUXB	589	303		IPEEE SSEL	Cat 1	NO	Reactivity Control/pressure control/ RCS heat removal	20. Instrument and Control Panels	RCS	NO	DRY	COOL	Yes					INSTRUMENT PANEL

Table 4-1: Base List 1 – The Equipment Coming Out of Screen #3 and Entering Screen #4, for Five Safety Functions

Equipment ID	Description	Building	Elevation	Room#	Reason for Selection into SWEL 1	SSC Source	Screen 1 Seismic Category 1	Screen 2 Regularly Inspected ?	Screen 3 Support for 5 Safety Functions	Screen 4a Variety of Types of Equip.	Screen 4b Variety of Systems	Screen 4c - Variety of Environments				Screen 4d - Major New & Replacement Equip.	Screen 4e - A-46/ IPEEE Vulnerability	Screen 4f - Importance Contribution to Risk		Type Code
							Category	Inspection ?	Safety Function	EPRI 21 Category	System	High Rad?	Moisture	Temp.	Inside ?			RAW of COMP	FVI of COMP	
C4606	REACTOR TRIP BREAKER A (TYPICAL OF 4)	AUXB	603	428	Screens 1, 2, 3, 4a, 4b, 4d	EPRI Tables B-1,2	Cat 1	NO	Reactivity Control	2. Low Voltage Switchgear	RPS	NO	DRY	COOL	Yes	MOD 00-0031, Framatome Reactor Trip Module				Low Voltage Panel
C4612	CRD SYS PRIMARY TRIP BRKR C	AUXB	603	428		IPEEE SSEL	Cat 1	NO	Reactivity Control	20. Instrument and Control Panels	RPS	NO	DRY	COOL	Yes					INSTRUMENT PANEL
C4806	CRD SYS PRIMARY TRIP BRKR D	AUXB	603	402		IPEEE SSEL	Cat 1	NO	Reactivity Control	20. Instrument and Control Panels	RPS	NO	DRY	COOL	Yes					INSTRUMENT PANEL
C4808	NEUTRON FLUX MONITOR CAB CH1	AUXB	603	402		IPEEE SSEL	Cat 1	NO	Reactivity Control	20. Instrument and Control Panels	RPS	NO	DRY	COOL	Yes					INSTRUMENT PANEL
C5702	operator console panels - left	AUXB	623	505	Screens 1, 2, 3, 4a, 4b, 4e	IPEEE SSEL	Cat 1	NO	AC power	20. Instrument and Control Panels	AC Low V	NO	DRY	COOL	Yes		YES			CR PANEL
C5703	operator console panels - left	AUXB	623	505		IPEEE SSEL	Cat 1	NO	AC power	20. Instrument and Control Panels	AC Low V	NO	DRY	COOL	Yes		YES			CR PANEL
C5704	operator console panels - left	AUXB	623	505		IPEEE SSEL	Cat 1	NO	AC power	20. Instrument and Control Panels	AC Low V	NO	DRY	COOL	Yes		YES			CR PANEL
C5705	operator console panels - left	AUXB	623	505		IPEEE SSEL	Cat 1	NO	AC power	20. Instrument and Control Panels	AC Low V	NO	DRY	COOL	Yes		YES			CR PANEL
C5706	MANUAL REACTOR TRIP SWITCHES (2) IN CONTROL ROOM	AUXB	623	505	Screens 1, 2, 3, 4a, 4b, 4e	IPEEE SSEL	Cat 1	NO	Reactivity Control	20. Instrument and Control Panels	RPS	NO	DRY	COOL	Yes		YES			Low Voltage Panel
C5707	operator console panels - center	AUXB	623	505		IPEEE SSEL	Cat 1	NO	AC power	20. Instrument and Control Panels	AC Low V	NO	DRY	COOL	Yes		YES			CR PANEL
C5708	operator console panels - center	AUXB	623	505		IPEEE SSEL	Cat 1	NO	AC power	20. Instrument and Control Panels	AC Low V	NO	DRY	COOL	Yes		YES			CR PANEL

Table 4-1: Base List 1 – The Equipment Coming Out of Screen #3 and Entering Screen #4, for Five Safety Functions

Equipment ID	Description	Building	Elevation	Room#	Reason for Selection into SWEL 1	SSC Source	Screen 1 Seismic Category 1	Screen 2 Regularly Inspected ?	Screen 3 Support for 5 Safety Functions	Screen 4a Variety of Types of Equip.	Screen 4b Variety of Systems	Screen 4c - Variety of Environments				Screen 4d - Major New & Replacement Equip.	Screen 4e - A-46/ IPEEE Vulnerability	Screen 4f - Importance Contribution to Risk		Type Code
							Category	Inspection ?	Safety Function	EPRI 21 Category	System	High Rad?	Moisture	Temp.	Inside ?			RAW of COMP	FVI of COMP	
C5709	operator console panels - center	AUXB	623	505		IPEEE SSEL	Cat 1	NO	AC power	20. Instrument and Control Panels	AC Low V	NO	DRY	COOL	Yes		YES			CR PANEL
C5710	operator console panels - center	AUXB	623	505		IPEEE SSEL	Cat 1	NO	AC power	20. Instrument and Control Panels	AC Low V	NO	DRY	COOL	Yes		YES			CR PANEL
C5711	operator console panels - right	AUXB	623	505		Added Panels	Cat 1	NO	AC power	20. Instrument and Control Panels	AC Low V	NO	DRY	COOL	Yes					CR PANEL
C5712	operator console panels - right	AUXB	623	505	Screens 1, 2, 3, 4a, 4b, 4e	IPEEE SSEL	Cat 1	NO	AC power	20. Instrument and Control Panels	AC Low V	NO	DRY	COOL	Yes		YES			CR PANEL
C5713	operator console panels - right	AUXB	623	505		Added Panels	Cat 1	NO	AC power	20. Instrument and Control Panels	AC Low V	NO	DRY	COOL	Yes					CR PANEL
C5714	operator console panels - right	AUXB	623	505		Added Panels	Cat 1	NO	AC power	20. Instrument and Control Panels	AC Low V	NO	DRY	COOL	Yes					CR PANEL
C5715	back panel or vertical boards	AUXB	623	505		IPEEE SSEL	Cat 1	NO	AC power	20. Instrument and Control Panels	4160	NO	DRY	COOL	Yes					CR PANEL
C5716	back panel or vertical boards	AUXB	623	505		IPEEE SSEL	Cat 1	NO	AC power	20. Instrument and Control Panels	AC Low V	NO	DRY	COOL	Yes					CR PANEL
C5717	back panel or vertical boards	AUXB	623	505		IPEEE SSEL	Cat 1	NO	AC power	20. Instrument and Control Panels	AC Low V	NO	DRY	COOL	Yes					CR PANEL
C5718	back panel or vertical boards	AUXB	623	505		Added Panels	Cat 1	NO	Containment function	20. Instrument and Control Panels	CI	NO	DRY	COOL	Yes					CR PANEL
C5719	back panel or vertical boards	AUXB	623	505		IPEEE SSEL	Cat 1	NO	Reactivity Control	20. Instrument and Control Panels	RPS	NO	DRY	COOL	Yes					CR PANEL

Table 4-1: Base List 1 – The Equipment Coming Out of Screen #3 and Entering Screen #4, for Five Safety Functions

Equipment ID	Description	Building	Elevation	Room#	Reason for Selection into SWEL 1	SSC Source	Screen 1 Seismic Category 1	Screen 2 Regularly Inspected ?	Screen 3 Support for 5 Safety Functions	Screen 4a Variety of Types of Equip.	Screen 4b Variety of Systems	Screen 4c - Variety of Environments				Screen 4d - Major New & Replacement Equip.	Screen 4e – A-46/ IPEEE Vulnerability	Screen 4f - Importance Contribution to Risk		Type Code
							Category	Inspection ?	Safety Function	EPRI 21 Category	System	High Rad?	Moisture	Temp.	Inside ?			RAW of COMP	FVI of COMP	
C5720	back panel or vertical boards	AUXB	623	505		IPEEE SSEL	Cat 1	NO	AC power	20. Instrument and Control Panels	AC Low V	NO	DRY	COOL	Yes					CR PANEL
C5721	back panel or vertical boards	AUXB	623	505		IPEEE SSEL	Cat 1	NO	RCS Heat removal	20. Instrument and Control Panels	MFV	NO	DRY	COOL	Yes					CR PANEL
C5722	back panel or vertical boards	AUXB	623	505		Added Panels	Cat 1	NO	Operator	20. Instrument and Control Panels	Turbine Trip	NO	DRY	COOL	Yes					CR PANEL
C5724	side panels	AUXB	623	505		Added Panels	Cat 1	NO	Operator	20. Instrument and Control Panels	Instrum ent	NO	DRY	COOL	Yes					CR PANEL
C5750	Control Room cabinet room	AUXB	623	502		Added Panels	Cat 1	NO	Operator	20. Instrument and Control Panels	Instrum ent	NO	DRY	COOL	Yes					CABINET RM PANEL
C5755	Control Room cabinet room	AUXB	623	502	Screens 1, 2, 3, 4a, 4b, 4e	IPEEE SSEL	Cat 1	NO	Operator	20. Instrument and Control Panels	Instrum ent	NO	DRY	COOL	Yes		YES			CABINET RM PANEL
C5756	Control Room cabinet room	AUXB	623	502		IPEEE SSEL	Cat 1	NO	Operator	20. Instrument and Control Panels	Instrum ent	NO	DRY	COOL	Yes		YES			CABINET RM PANEL
C5758	Control Room cabinet room	AUXB	623	502		Added Panels	Cat 1	NO	Operator	20. Instrument and Control Panels	Instrum ent	NO	DRY	COOL	Yes					CABINET RM PANEL
C5762	Control Room cabinet room	AUXB	623	502		IPEEE SSEL	Cat 1	NO	Operator	20. Instrument and Control Panels	Instrum ent	NO	DRY	COOL	Yes		YES			CABINET RM PANEL
C5762A	STEAM RUPTURE CONTROL SYSTEM SFRCS CH 1 POWER SUPPLY (LOGIC CABINET)	AUXB	623	502		Internal PRA	Cat 1	NO	Pressure Control	20A. Inst. in control panel/cabinet	SFRCS	NO	DRY	COOL	Yes					power supply
C5762E	NI/RPS CHANNEL 1 (TYPICAL OF 4)	AUXB	623	502		EPRI Tables B-1,2	Cat 1	NO	Reactivity Control	2. Low Voltage Switchgear		NO	DRY	COOL	Yes					Low Voltage Panel

Table 4-1: Base List 1 – The Equipment Coming Out of Screen #3 and Entering Screen #4, for Five Safety Functions

Equipment ID	Description	Building	Elevation	Room#	Reason for Selection into SWEL 1	SSC Source	Screen 1 Seismic Category 1	Screen 2 Regularly Inspected ?	Screen 3 Support for 5 Safety Functions	Screen 4a Variety of Types of Equip.	Screen 4b Variety of Systems	Screen 4c - Variety of Environments				Screen 4d - Major New & Replacement Equip.	Screen 4e – A-46/ IPEEE Vulnerability	Screen 4f - Importance Contribution to Risk		Type Code
							Category	Inspection ?	Safety Function	EPRI 21 Category	System	High Rad?	Moisture	Temp.	Inside ?			RAW of COMP	FVI of COMP	
C5763	Control Room cabinet room	AUXB	623	503		IPEEE SSEL	Cat 1	NO	Operator	20. Instrument and Control Panels	Instrument	NO	DRY	COOL	Yes		YES			CABINET RM PANEL
C5764	Control Room cabinet room	AUXB	623	504		Added Panels	Cat 1	NO	Operator	20. Instrument and Control Panels	Instrument	NO	DRY	COOL	Yes					CABINET RM PANEL
C5784	Control Room cabinet room	AUXB	623	510		Added Panels	Cat 1	NO	Operator	20. Instrument and Control Panels	Instrument	NO	DRY	COOL	Yes					CABINET RM PANEL
C5792	Control Room cabinet room	AUXB	623	511		Added Panels	Cat 1	NO	Pressure Control	20. Instrument and Control Panels	SFRCS	NO	DRY	COOL	Yes					CABINET RM PANEL
C5792A	STEAM RUPTURE CONTROL SYSTEM SFRCS CH 2 POWER SUPPLY (LOGIC CABINET)	AUXB	623	502		Internal PRA	Cat 1	NO	RCS Heat removal	20A. Inst. in control panel/cabinet	AFW	NO	DRY	COOL	Yes					power supply
C5792A LB2	SFRCS CHANNEL 2 LOGIC BOARD	AUXB	623	502	Screens 1, 2, 3, 4a, 4b, 4e, 4f	Internal PRA	Cat 1	NO	Pressure Control	20A. Inst. in control panel/cabinet	SFRCS	NO	DRY	COOL	Yes		YES	122.837	4.222E-03	logic card
C5792A LB4	SFRCS CHANNEL 4 LOGIC BOARD S	AUXB	623	502		Internal PRA	Cat 1	NO	Pressure Control	20A. Inst. in control panel/cabinet	SFRCS	NO	DRY	COOL	Yes			122.837	4.222E-03	logic card
C5798	POST ACCIDENT INDICATING PANEL CH2	AUXB	623	505		IPEEE SSEL	Cat 1	NO	Operator	20. Instrument and Control Panels	Instrument	NO	DRY	COOL	Yes					INSTRUMENT PANEL
C5799	POST ACCIDENT INDICATING PAN CH1	AUXB	623	505		IPEEE SSEL	Cat 1	NO	Operator	20. Instrument and Control Panels	Instrument	NO	DRY	COOL	Yes					INSTRUMENT PANEL
C6714	CREVS CONTROL PANEL	AUXB	638	603		IPEEE SSEL	Cat 1	NO	HVAC	20. Instrument and Control Panels	HVAC	NO	DRY	COOL	Yes					INSTRUMENT PANEL
C71-1	MOTOR-DRIVEN FAN C71-1	AUXB	603	429		Internal PRA	Cat 1	NO	HVAC	9. Fans	HVAC	NO	DRY	COOL	Yes			1.214	5.935E-05	FAN
C73-1	AFP ROOM EXHAUST FAN	AUXB	565	237	Screens 1, 2, 3, 4a, 4b	IPEEE SSEL	Cat 1	NO	RCS Heat removal	9. Fans	AFW	NO	DRY	COOL	Yes					FAN

Table 4-1: Base List 1 – The Equipment Coming Out of Screen #3 and Entering Screen #4, for Five Safety Functions

Equipment ID	Description	Building	Elevation	Room#	Reason for Selection into SWEL 1	SSC Source	Screen 1 Seismic Category 1	Screen 2 Regularly Inspected ?	Screen 3 Support for 5 Safety Functions	Screen 4a Variety of Types of Equip.	Screen 4b Variety of Systems	Screen 4c - Variety of Environments				Screen 4d - Major New & Replacement Equip.	Screen 4e - A-46/ IPEEE Vulnerability	Screen 4f - Importance Contribution to Risk		Type Code
							Category	Inspection ?	Safety Function	EPRI 21 Category	System	High Rad?	Moisture	Temp.	Inside ?			RAW of COMP	FVI of COMP	
C75-1	CC PMP RM VENT FAN 1-1	AUXB	585	328		IPEEE SSEL	Cat 1	NO	SW&CCW	9. Fans	CCW	NO	DRY	COOL	Yes					FAN
C78-1	BATTERY ROOM VENT FAN 1-1	AUXB	603	429	9. Fan used for battery room, HVAC function	IPEEE SSEL	Cat 1	NO	HVAC	9. Fans	HVAC	NO	DRY	COOL	Yes					FAN
C78-2	BATTERY ROOM VENT FAN 2-2	AUXB	603	428A	Screens 1, 2, 3, 4a, 4b	IPEEE SSEL	Cat 1	NO	HVAC	9. Fans	HVAC	NO	DRY	COOL	Yes					
C99-1	FAN C99-1	INTK	585	52A		Internal PRA	Cat 1	NO	SW&CCW	9. Fans	SW	NO	DAMP	COOL	Yes			27.072	6.317E-04	FAN
C99-2	FAN C99-2	INTK	585	52A		Internal PRA	Cat 1	NO	SW&CCW	9. Fans	SW	NO	DAMP	COOL	Yes			27.072	6.317E-04	FAN
C99-3	FAN C99-3	INTK	585	52A		Internal PRA	Cat 1	NO	SW&CCW	9. Fans	SW	NO	DAMP	COOL	Yes			27.072	6.337E-04	FAN
C99-4	FAN C99-4	INTK	585	52A		Internal PRA	Cat 1	NO	SW&CCW	9. Fans	SW	NO	DAMP	COOL	Yes			27.072	6.337E-04	FAN
CC1	MANUAL VALVE CC1 <IE>	AUXB	585	328		Internal PRA	Cat 1	NO	SW&CCW	0d. Other - check/manual valve	CCW	NO	DRY	COOL	Yes			3.536	9.974E-05	manual valve
CC123	MANUAL VALVE CC 123	AUXB	623	501		Internal PRA	Cat 1	NO	SW&CCW	0d. Other - check/manual valve	CCW	NO	DRY	COOL	Yes			7.445	6.542E-05	manual valve
CC124	MANUAL VALVE CC 124	AUXB	623	501		Internal PRA	Cat 1	NO	SW&CCW	0d. Other - check/manual valve	CCW	NO	DRY	COOL	Yes			9.232	8.400E-05	manual valve
CC125	MANUAL VALVE CC 125	AUXB	585	328		Internal PRA	Cat 1	NO	SW&CCW	0d. Other - check/manual valve	CCW	NO	DRY	COOL	Yes					manual valve
CC127	STOP CHECK VALVE CC 127	AUXB	565	225		Internal PRA	Cat 1	NO	SW&CCW	0d. Other - check/manual valve	CCW	NO	DRY	COOL	Yes					stop check valve
CC128	STOP CHECK VALVE CC 128	AUXB	565	225		Internal PRA	Cat 1	NO	SW&CCW	0d. Other - check/manual valve	CCW	NO	DRY	COOL	Yes					stop check valve
CC129	MANUAL VALVE CC129	AUXB	565	225		Internal PRA	Cat 1	NO	SW&CCW	0d. Other - check/manual valve	CCW	NO	DRY	COOL	Yes			1.026	2.581E-06	manual valve
CC130	MANUAL VALVE CC130	AUXB	565	225		Internal PRA	Cat 1	NO	SW&CCW	0d. Other - check/manual valve	CCW	NO	DRY	COOL	Yes			1.118	3.871E-06	manual valve
CC132	MANUAL VALVE CC 132	AUXB	545	105		Internal PRA	Cat 1	NO	SW&CCW	0d. Other - check/manual valve	CCW	NO	DRY	COOL	Yes			2.262	3.897E-05	manual valve

Table 4-1: Base List 1 – The Equipment Coming Out of Screen #3 and Entering Screen #4, for Five Safety Functions

Equipment ID	Description	Building	Elevation	Room#	Reason for Selection into SWEL 1	SSC Source	Screen 1 Seismic Category 1	Screen 2 Regularly Inspected ?	Screen 3 Support for 5 Safety Functions	Screen 4a Variety of Types of Equip.	Screen 4b Variety of Systems	Screen 4c - Variety of Environments				Screen 4d - Major New & Replacement Equip.	Screen 4e - A-46/ IPEEE Vulnerability	Screen 4f - Importance Contribution to Risk		Type Code
							Category	Inspection ?	Safety Function	EPRI 21 Category	System	High Rad?	Moisture	Temp.	Inside ?			RAW of COMP	FVI of COMP	
CC133	MANUAL VALVE CC 133	AUXB	545	115		Internal PRA	Cat 1	NO	SW&CCW	0d. Other - check/manual valve	CCW	NO	DRY	COOL	Yes			2.093	3.322E-05	manual valve
CC136	MANUAL VALVE CC 136	AUXB	545	105		Internal PRA	Cat 1	NO	SW&CCW	0d. Other - check/manual valve	CCW	NO	DRY	COOL	Yes			2.262	3.897E-05	manual valve
CC137	MANUAL VALVE CC 137	AUXB	545	115		Internal PRA	Cat 1	NO	SW&CCW	0d. Other - check/manual valve	CCW	NO	DRY	COOL	Yes			2.093	3.322E-05	manual valve
CC1407A	MOV CC1407A	CTMT9	585	315		Internal PRA & IPEEE SSEL	Cat 1	NO	SW&CCW	8A. Motor-Operated Valves	CCW	YES	DRY	WAR M	Yes					MOV
CC1407B	MOV CC1407B	AUXB	585	314		Internal PRA	Cat 1	NO	SW&CCW	8A. Motor-Operated Valves	CCW	NO	DRY	COOL	Yes					MOV
CC1411A	MOV CC1411A	CTMT9	585	315		Internal PRA & IPEEE SSEL	Cat 1	NO	SW&CCW	8A. Motor-Operated Valves	CCW	YES	DRY	WAR M	Yes					MOV
CC1411B	MOV CC1411B	AUXB	585	314		Internal PRA	Cat 1	NO	SW&CCW	8A. Motor-Operated Valves	CCW	NO	DRY	COOL	Yes					MOV
CC1460	AOV CC 1460	AUXB	585	328		Internal PRA	Cat 1	NO	SW&CCW	7. Pneumatic-Operated Valves	CCW	NO	DRY	COOL	Yes					AOV
CC1467	AOV CC 1467	AUXB	545	113		Internal PRA & IPEEE SSEL	Cat 1	NO	SW&CCW	7. Pneumatic-Operated Valves	CCW	NO	DRY	COOL	Yes			133.850	7.234E-03	AOV
CC1469	AOV CC 1469	AUXB	545	113	Screens 1, 2, 3, 4a, 4b, 4f	Internal PRA	Cat 1	NO	SW&CCW	7. Pneumatic-Operated Valves	CCW	NO	DRY	COOL	Yes			133.850	6.952E-03	AOV
CC1471	EDG 1-1 jacket cooling water inlet valve (L.O)	AUXB	585	318		Internal PRA & IPEEE SSEL	Cat 1	NO	SW&CCW	0d. Other - check/manual valve	CCW	NO	DRY	COOL	Yes			1.565	8.064E-06	manual valve
CC1474	MANUAL VALVE CC1474	AUXB	585	319		Internal PRA	Cat 1	NO	SW&CCW	0d. Other - check/manual valve	CCW	NO	DRY	COOL	Yes			3.684	3.116E-05	manual valve
CC148	MANUAL VALVE CC 148	AUXB	545	105		Internal PRA	Cat 1	NO	SW&CCW	0d. Other - check/manual valve	CCW	NO	DRY	COOL	Yes			3.966	9.225E-05	manual valve
CC149	MANUAL VALVE CC 149	AUXB	545	115		Internal PRA	Cat 1	NO	SW&CCW	0d. Other - check/manual valve	CCW	NO	DRY	COOL	Yes			3.720	8.290E-05	manual valve

Table 4-1: Base List 1 – The Equipment Coming Out of Screen #3 and Entering Screen #4, for Five Safety Functions

Equipment ID	Description	Building	Elevation	Room#	Reason for Selection into SWEL 1	SSC Source	Screen 1 Seismic Category 1	Screen 2 Regularly Inspected ?	Screen 3 Support for 5 Safety Functions	Screen 4a Variety of Types of Equip.	Screen 4b Variety of Systems	Screen 4c - Variety of Environments				Screen 4d - Major New & Replacement Equip.	Screen 4e - A-46/ IPEEE Vulnerability	Screen 4f - Importance Contribution to Risk		Type Code
							Category	Inspection ?	Safety Function	EPRI 21 Category	System	High Rad?	Moisture	Temp.	Inside ?			RAW of COMP	FVI of COMP	
CC151	MANUAL VALVE CC 151	AUXB	545	105		Internal PRA	Cat 1	NO	SW&CCW	0d. Other - check/manual valve	CCW	NO	DRY	COOL	Yes			3.966	9.225E-05	manual valve
CC153	MANUAL VALVE CC 153	AUXB	545	115		Internal PRA	Cat 1	NO	SW&CCW	0d. Other - check/manual valve	CCW	NO	DRY	COOL	Yes			3.720	8.290E-05	manual valve
CC155	MANUAL VALVE CC 155	AUXB	585	319		Internal PRA	Cat 1	NO	SW&CCW	0d. Other - check/manual valve	CCW	NO	DRY	COOL	Yes			3.684	3.116E-05	manual valve
CC156	MANUAL VALVE CC 156	AUXB	585	318		Internal PRA	Cat 1	NO	SW&CCW	0d. Other - check/manual valve	CCW	NO	DRY	COOL	Yes			1.565	8.064E-06	manual valve
CC-1567A	CCW SUPPLY ISOLATION FOR CRD COOLING	CTMT9	585	315		IPEEE SSEL	Cat 1	NO	SW&CCW	8A. Motor-Operated Valves	CCW	YES	DRY	WAR M	Yes					MOV
CC159	MANUAL VALVE CC 159	AUXB	585	319		Internal PRA	Cat 1	NO	SW&CCW	0d. Other - check/manual valve	CCW	NO	DRY	COOL	Yes			3.684	3.116E-05	manual valve
CC160	MANUAL VALVE CC 160	AUXB	585	319		Internal PRA	Cat 1	NO	SW&CCW	0d. Other - check/manual valve	CCW	NO	DRY	COOL	Yes			3.684	3.116E-05	manual valve
CC161	MANUAL VALVE CC 161	AUXB	585	318		Internal PRA	Cat 1	NO	SW&CCW	0d. Other - check/manual valve	CCW	NO	DRY	COOL	Yes			1.565	8.064E-06	manual valve
CC162	MANUAL VALVE CC 162	AUXB	585	318		Internal PRA	Cat 1	NO	SW&CCW	0d. Other - check/manual valve	CCW	NO	DRY	COOL	Yes			1.565	8.064E-06	manual valve
CC1643	RELIEF VALVE CC1643	AUXB	623	501		Internal PRA	Cat 1	NO	SW&CCW	7. Pneumatic-Operated Valves	CCW	NO	DRY	COOL	Yes			2.816	3.851E-04	relief valve
CC165	MANUAL VALVE CC 165	AUXB	545	113		Internal PRA	Cat 1	NO	SW&CCW	0d. Other - check/manual valve	CCW	NO	DRY	COOL	Yes			4.001	9.161E-05	manual valve
CC166	MANUAL VALVE CC 166	AUXB	545	113		Internal PRA	Cat 1	NO	SW&CCW	0d. Other - check/manual valve	CCW	NO	DRY	COOL	Yes			3.790	8.671E-05	manual valve
CC17	CHECK VALVE CC 17	AUXB	585	328		Internal PRA	Cat 1	NO	SW&CCW	0d. Other - check/manual valve	CCW	NO	DRY	COOL	Yes			8.223	9.619E-05	check valve
CC171	MANUAL VALVE CC 171	AUXB	545	113		Internal PRA	Cat 1	NO	SW&CCW	0d. Other - check/manual valve	CCW	NO	DRY	COOL	Yes			4.001	9.161E-05	manual valve
CC172	MANUAL VALVE CC 172	AUXB	545	113		Internal PRA	Cat 1	NO	SW&CCW	0d. Other - check/manual valve	CCW	NO	DRY	COOL	Yes			4.001	9.161E-05	manual valve

Table 4-1: Base List 1 – The Equipment Coming Out of Screen #3 and Entering Screen #4, for Five Safety Functions

Equipment ID	Description	Building	Elevation	Room#	Reason for Selection into SWEL 1	SSC Source	Screen 1 Seismic Category 1	Screen 2 Regularly Inspected ?	Screen 3 Support for 5 Safety Functions	Screen 4a Variety of Types of Equip.	Screen 4b Variety of Systems	Screen 4c - Variety of Environments				Screen 4d - Major New & Replacement Equip.	Screen 4e - A-46/ IPEEE Vulnerability	Screen 4f - Importance Contribution to Risk		Type Code	
							Category	Inspection ?	Safety Function	EPRI 21 Category	System	High Rad?	Moisture	Temp.	Inside ?			RAW of COMP	FVI of COMP		
CC173	MANUAL VALVE CC 173	AUXB	545	113		Internal PRA	Cat 1	NO	SW&CCW	0d. Other - check/manual valve	CCW	NO	DRY	COOL	Yes			3.790	8.671E-05	manual valve	
CC174	MANUAL VALVE CC 174	AUXB	545	115		Internal PRA	Cat 1	NO	SW&CCW	0d. Other - check/manual valve	CCW	NO	DRY	COOL	Yes			3.790	8.671E-05	manual valve	
CC18	CHECK VALVE CC18 <IE>	AUXB	585	328		Internal PRA	Cat 1	NO	SW&CCW	0d. Other - check/manual valve	CCW	NO	DRY	COOL	Yes			8.223	2.897E-05	check valve	
CC19	CHECK VALVE CC19 <IE>	AUXB	585	328		Internal PRA	Cat 1	NO	SW&CCW	0d. Other - check/manual valve	CCW	NO	DRY	COOL	Yes			8.223	1.431E-04	check valve	
CC2	MANUAL VALVE CC2 <IE>	AUXB	585	328		Internal PRA	Cat 1	NO	SW&CCW	0d. Other - check/manual valve	CCW	NO	DRY	COOL	Yes			1.532	2.019E-05	manual valve	
CC207	CHECK VALVE CC207	CTMT9	565	215		Internal PRA	Cat 1	NO	SW&CCW	0d. Other - check/manual valve	CCW	YES	DRY	WAR M	Yes						check valve
CC208	CHECK VALVE CC208	CTMT9	565	215		Internal PRA	Cat 1	NO	SW&CCW	0d. Other - check/manual valve	CCW	YES	DRY	WAR M	Yes						check valve
CC251	MANUAL VALVE CC 251	AUXB	545	105		Internal PRA	Cat 1	NO	SW&CCW	0d. Other - check/manual valve	CCW	NO	DRY	COOL	Yes			2.262	3.897E-05	manual valve	
CC252	MANUAL VALVE CC 252	AUXB	545	105		Internal PRA	Cat 1	NO	SW&CCW	0d. Other - check/manual valve	CCW	NO	DRY	COOL	Yes			2.262	3.897E-05	manual valve	
CC253	MANUAL VALVE CC 253	AUXB	545	115		Internal PRA	Cat 1	NO	SW&CCW	0d. Other - check/manual valve	CCW	NO	DRY	COOL	Yes			2.093	3.322E-05	manual valve	
CC254	MANUAL VALVE CC 254	AUXB	545	115		Internal PRA	Cat 1	NO	SW&CCW	0d. Other - check/manual valve	CCW	NO	DRY	COOL	Yes			2.093	3.322E-05	manual valve	
CC256	STOP CHECK VALVE CC 256	AUXB	545	105		Internal PRA	Cat 1	NO	SW&CCW	0d. Other - check/manual valve	CCW	NO	DRY	COOL	Yes			1.047	3.413E-05	stop check valve	
CC258	MANUAL VALVE CC 258	AUXB	545	105		Internal PRA	Cat 1	NO	SW&CCW	0d. Other - check/manual valve	CCW	NO	DRY	COOL	Yes			1.003	1.677E-06	manual valve	
CC263	STOP CHECK VALVE CC 263	AUXB	545	113		Internal PRA	Cat 1	NO	SW&CCW	0d. Other - check/manual valve	CCW	NO	DRY	COOL	Yes			1.103	5.155E-05	stop check valve	
CC266	MANUAL VALVE CC 266	AUXB	545	115		Internal PRA	Cat 1	NO	SW&CCW	0d. Other - check/manual valve	CCW	NO	DRY	COOL	Yes			1.074	2.129E-06	manual valve	

Table 4-1: Base List 1 – The Equipment Coming Out of Screen #3 and Entering Screen #4, for Five Safety Functions

Equipment ID	Description	Building	Elevation	Room#	Reason for Selection into SWEL 1	SSC Source	Screen 1 Seismic Category 1	Screen 2 Regularly Inspected ?	Screen 3 Support for 5 Safety Functions	Screen 4a Variety of Types of Equip.	Screen 4b Variety of Systems	Screen 4c - Variety of Environments				Screen 4d - Major New & Replacement Equip.	Screen 4e - A-46/ IPEEE Vulnerability	Screen 4f - Importance Contribution to Risk		Type Code
							Category	Inspection ?	Safety Function	EPRI 21 Category	System	High Rad?	Moisture	Temp.	Inside ?			RAW of COMP	FVI of COMP	
CC271	MANUAL VALVE CC271	AUXB	545	105		Internal PRA	Cat 1	NO	SW&CCW	0d. Other - check/manual valve	CCW	NO	DRY	COOL	Yes			1.026	2.581E-06	manual valve
CC272	MANUAL VALVE CC272	AUXB	545	115		Internal PRA	Cat 1	NO	SW&CCW	0d. Other - check/manual valve	CCW	NO	DRY	COOL	Yes			1.118	3.871E-06	manual valve
CC3	MANUAL VALVE CC3 <IE>	AUXB	585	328		Internal PRA	Cat 1	NO	SW&CCW	0d. Other - check/manual valve	CCW	NO	DRY	COOL	Yes			4.499	1.290E-04	manual valve
CC33	MANUAL VALVE CC33 <IE>	AUXB	585	328		Internal PRA	Cat 1	NO	SW&CCW	0d. Other - check/manual valve	CCW	NO	DRY	COOL	Yes			1.532	2.019E-05	manual valve
CC34	MANUAL VALVE CC34 <IE>	AUXB	585	328		Internal PRA	Cat 1	NO	SW&CCW	0d. Other - check/manual valve	CCW	NO	DRY	COOL	Yes			4.499	1.290E-04	manual valve
CC35	MANUAL VALVE CC35 <IE>	AUXB	585	328		Internal PRA	Cat 1	NO	SW&CCW	0d. Other - check/manual valve	CCW	NO	DRY	COOL	Yes			1.217	1.606E-05	manual valve
CC36	MANUAL VALVE CC36 <IE>	AUXB	585	328		Internal PRA	Cat 1	NO	SW&CCW	0d. Other - check/manual valve	CCW	NO	DRY	COOL	Yes			1.217	1.606E-05	manual valve
CC37	MANUAL VALVE CC37 <IE>	AUXB	585	328		Internal PRA	Cat 1	NO	SW&CCW	0d. Other - check/manual valve	CCW	NO	DRY	COOL	Yes			1.303	2.090E-05	manual valve
CC38	MANUAL VALVE CC38 <IE>	AUXB	585	328		Internal PRA	Cat 1	NO	SW&CCW	0d. Other - check/manual valve	CCW	NO	DRY	COOL	Yes			1.303	2.090E-05	manual valve
CC4	MANUAL VALVE CC4 <IE>	AUXB	585	328		Internal PRA	Cat 1	NO	SW&CCW	0d. Other - check/manual valve	CCW	NO	DRY	COOL	Yes			1.217	1.606E-05	manual valve
CC4200	MOV CC 4200	CTMT9	565	216		Internal PRA	Cat 1	NO	SW&CCW	8A. Motor-Operated Valves	CCW	YES	DRY	WAR M	Yes					MOV
CC4300	MOV CC 4300	CTMT9	565	218		Internal PRA	Cat 1	NO	SW&CCW	8A. Motor-Operated Valves	CCW	YES	DRY	WAR M	Yes					MOV
CC4400	MOV CC 4400	CTMT9	565	218		Internal PRA	Cat 1	NO	SW&CCW	8A. Motor-Operated Valves	CCW	YES	DRY	WAR M	Yes					MOV
CC5	MANUAL VALVE CC5 <IE>	AUXB	585	328		Internal PRA	Cat 1	NO	SW&CCW	0d. Other - check/manual valve	CCW	NO	DRY	COOL	Yes			1.217	1.606E-05	manual valve
CC5095	MOV CC5095, CC LN 1 DISCH ISO VALVE	AUXB	585	328		Internal PRA & IPEEE SSEL	Cat 1	NO	SW&CCW	8A. Motor-Operated Valves	CCW	NO	DRY	COOL	Yes			1.005	6.258E-06	MOV

Table 4-1: Base List 1 – The Equipment Coming Out of Screen #3 and Entering Screen #4, for Five Safety Functions

Equipment ID	Description	Building	Elevation	Room#	Reason for Selection into SWEL 1	SSC Source	Screen 1 Seismic Category 1	Screen 2 Regularly Inspected ?	Screen 3 Support for 5 Safety Functions	Screen 4a Variety of Types of Equip.	Screen 4b Variety of Systems	Screen 4c - Variety of Environments				Screen 4d - Major New & Replacement Equip.	Screen 4e - A-46/ IPEEE Vulnerability	Screen 4f - Importance Contribution to Risk		Type Code
							Category	Inspection ?	Safety Function	EPRI 21 Category	System	High Rad?	Moisture	Temp.	Inside ?			RAW of COMP	FVI of COMP	
CC5096	MOV CC5096	AUXB	585	328		Internal PRA	Cat 1	NO	SW&CCW	8A. Motor-Operated Valves	CCW	NO	DRY	COOL	Yes			1.004	5.226E-06	MOV
CC5097	MOV CC 5097	AUXB	585	328		Internal PRA	Cat 1	NO	SW&CCW	8A. Motor-Operated Valves	CCW	NO	DRY	COOL	Yes					MOV
CC5098	MOV CC 5098	AUXB	585	328		Internal PRA	Cat 1	NO	SW&CCW	8A. Motor-Operated Valves	CCW	NO	DRY	COOL	Yes					MOV
CC530	CHECK VALVE CC 530	AUXB	545	123		Internal PRA	Cat 1	NO	SW&CCW	0d. Other - check/manual valve	CCW	NO	DRY	COOL	Yes					check valve
CC532	CHECK VALVE CC 532	AUXB	585	328		Internal PRA	Cat 1	NO	SW&CCW	0d. Other - check/manual valve	CCW	NO	DRY	COOL	Yes			1.002	1.290E-06	check valve
CC533	CHECK VALVE CC 533	AUXB	585	328		Internal PRA	Cat 1	NO	SW&CCW	0d. Other - check/manual valve	CCW	NO	DRY	COOL	Yes			1.002	1.290E-06	check valve
CC549	CHECK VALVE CC 549	AUXB	545	123		Internal PRA	Cat 1	NO	SW&CCW	0d. Other - check/manual valve	CCW	NO	DRY	COOL	Yes					check valve
CC6	MANUAL VALVE CC6 <IE>	AUXB	585	328		Internal PRA	Cat 1	NO	SW&CCW	0d. Other - check/manual valve	CCW	NO	DRY	COOL	Yes			1.303	2.090E-05	manual valve
CC653	MANUAL VALVE CC 653	AUXB	545	115		Internal PRA	Cat 1	NO	SW&CCW	0d. Other - check/manual valve	CCW	NO	DRY	COOL	Yes			4.604	1.094E-04	manual valve
CC654	MANUAL VALVE CC 654	AUXB	545	115		Internal PRA	Cat 1	NO	SW&CCW	0d. Other - check/manual valve	CCW	NO	DRY	COOL	Yes			4.345	9.993E-05	manual valve
CC660	MANUAL VALVE CC 660	AUXB	545	115		Internal PRA	Cat 1	NO	SW&CCW	0d. Other - check/manual valve	CCW	NO	DRY	COOL	Yes			4.403	1.017E-04	manual valve
CC661	MANUAL VALVE CC 661	AUXB	545	115		Internal PRA	Cat 1	NO	SW&CCW	0d. Other - check/manual valve	CCW	NO	DRY	COOL	Yes			4.631	1.102E-04	manual valve
CC7	MANUAL VALVE CC7 <IE>	AUXB	585	328		Internal PRA	Cat 1	NO	SW&CCW	0d. Other - check/manual valve	CCW	NO	DRY	COOL	Yes			1.303	2.090E-05	manual valve
CC92	MANUAL VALVE CC92	AUXB	585	314		Internal PRA	Cat 1	NO	SW&CCW	0d. Other - check/manual valve	CCW	NO	DRY	COOL	Yes					manual valve
CC93	CHECK VALVE CC93	AUXB	585	314		Internal PRA	Cat 1	NO	SW&CCW	0d. Other - check/manual valve	CCW	NO	DRY	COOL	Yes					check valve

Table 4-1: Base List 1 – The Equipment Coming Out of Screen #3 and Entering Screen #4, for Five Safety Functions

Equipment ID	Description	Building	Elevation	Room#	Reason for Selection into SWEL 1	SSC Source	Screen 1 Seismic Category 1	Screen 2 Regularly Inspected ?	Screen 3 Support for 5 Safety Functions	Screen 4a Variety of Types of Equip.	Screen 4b Variety of Systems	Screen 4c - Variety of Environments				Screen 4d - Major New & Replacement Equip.	Screen 4e - A-46/ IPEEE Vulnerability	Screen 4f - Importance Contribution to Risk		Type Code
							Category	Inspection ?	Safety Function	EPRI 21 Category	System	High Rad?	Moisture	Temp.	Inside ?			RAW of COMP	FVI of COMP	
CF-1542	CFT VENT ISOLATION	AUXB	585	314		IPEEE SSEL	Cat 1	NO	Inventory Control	8A. Motor-Operated Valves	CF	NO	DRY	COOL	Yes				MOV	
CF1A	DEPWRD MOV CF1A	CTMT9	565	217		Internal PRA	Cat 1	NO	Inventory Control	8A. Motor-Operated Valves	CF	YES	DRY	WAR M	Yes			2.409	3.201E-04	MOV
CF1B	DEPWRD MOV CF1B	CTMT9	565	214		Internal PRA & IPEEE SSEL	Cat 1	NO	Inventory Control	8A. Motor-Operated Valves	CF	YES	DRY	WAR M	Yes			2.409	3.201E-04	MOV
CF28	CHECK VALVE CF 28	CTMT9	565	217		Internal PRA	Cat 1	NO	Inventory Control	0d. Other - check/manual valve	CF	YES	DRY	WAR M	Yes			62.520	9.890E-05	check valve
CF29	CHECK VALVE CF 29	CTMT9	537	181		Internal PRA	Cat 1	NO	Inventory Control	0d. Other - check/manual valve	CF	YES	DRY	WAR M	Yes			62.520	9.890E-05	check valve
CF-2A	CFT 1-2 DRAIN ISOLATION	CTMT9	565	217		IPEEE SSEL	Cat 1	NO	Inventory Control	8A. Motor-Operated Valves	CF	YES	DRY	WAR M	Yes					MOV
CF-2B	CFT 1-1 DRAIN ISOLATION	CTMT9	565	214		IPEEE SSEL	Cat 1	NO	Inventory Control	8A. Motor-Operated Valves	CF	YES	DRY	WAR M	Yes					MOV
CF30	CHECK VALVE CF 30	CTMT9	565	282		LERF EQ	Cat 1	NO	Containment function	0d. Other - check/manual valve	CF	YES	DRY	WAR M	Yes			131.965	7.684E-04	check valve
CF31	CHECK VALVE CF 31	CTMT9	537	181		LERF EQ	Cat 1	NO	Containment function	0d. Other - check/manual valve	CF	YES	DRY	WAR M	Yes			131.965	7.693E-04	check valve
CF-5A	CFT 1-2 VENT ISOLATION	CTMT9	585	317		IPEEE SSEL	Cat 1	NO	Inventory Control	8A. Motor-Operated Valves	CF	YES	DRY	WAR M	Yes					MOV
CF-5B	CFT 1-1 VENT ISOLATION	CTMT9	585	316		IPEEE SSEL	Cat 1	NO	Inventory Control	8A. Motor-Operated Valves	CF	YES	DRY	WAR M	Yes					MOV
CONTROL RODS	Reactor Control Rods	CTMT9	CTMT9	CTMT		Internal PRA	Cat 1	NO	Reactivity Control	0. Other	RPS	YES	DRY	WAR M	Yes					Control rods
CS1	CS01	AUXB	545	115		Internal PRA	Cat 1	NO	Containment function	0d. Other - check/manual valve	CS	NO	DRY	COOL	Yes					manual valve
CS10	CS10	AUXB	545	105		Internal PRA	Cat 1	NO	Containment function	0d. Other - check/manual valve	CS	NO	DRY	COOL	Yes					check valve
CS13	CS13	AUXB	545	115		Internal PRA	Cat 1	NO	Containment function	0d. Other - check/manual valve	CS	NO	DRY	COOL	Yes					manual valve

Table 4-1: Base List 1 – The Equipment Coming Out of Screen #3 and Entering Screen #4, for Five Safety Functions

Equipment ID	Description	Building	Elevation	Room#	Reason for Selection into SWEL 1	SSC Source	Screen 1 Seismic Category 1	Screen 2 Regularly Inspected ?	Screen 3 Support for 5 Safety Functions	Screen 4a Variety of Types of Equip.	Screen 4b Variety of Systems	Screen 4c - Variety of Environments				Screen 4d - Major New & Replacement Equip.	Screen 4e – A-46/ IPEEE Vulnerability	Screen 4f - Importance Contribution to Risk		Type Code
							Category	Inspection ?	Safety Function	EPRI 21 Category	System	High Rad?	Moisture	Temp.	Inside ?			RAW of COMP	FVI of COMP	
CS14	CS14	AUXB	545	105		Internal PRA	Cat 1	NO	Containment function	0d. Other - check/manual valve	CS	NO	DRY	COOL	Yes					manual valve
CS1530	CONTAINMENT SPRAY TRAIN 1 INJECTION VALVE AT PUMP 1-1 DISCHARGE	AUXB	585	303	Screens 1, 2, 3, 4a, 4b	Internal PRA & IPEEE SSEL	Cat 1	NO	Containment function	8A. Motor-Operated Valves	CS	NO	DRY	COOL	Yes					MOV
CS1531	CS1531	AUXB	585	314		Internal PRA & IPEEE SSEL	Cat 1	NO	Containment function	8A. Motor-Operated Valves	CS	NO	DRY	COOL	Yes					MOV
CS19	CS19	AUXB	585	314		Internal PRA	Cat 1	NO	Containment function	0d. Other - check/manual valve	CS	NO	DRY	COOL	Yes					manual valve
CS2	CS02	AUXB	545	105		Internal PRA	Cat 1	NO	Containment function	0d. Other - check/manual valve	CS	NO	DRY	COOL	Yes					manual valve
CS20	CS20	AUXB	585	303		Internal PRA	Cat 1	NO	Containment function	0d. Other - check/manual valve	CS	NO	DRY	COOL	Yes					manual valve
CS9	CS09	AUXB	545	115		Internal PRA	Cat 1	NO	Containment function	0d. Other - check/manual valve	CS	NO	DRY	COOL	Yes					check valve
CV159	CAC 1-1 DROPOUT REGISTER	CTMT9	565	217	Screens 1, 2, 3, 4a, 4b, 4c	Internal PRA	Cat 1	NO	Containment function	20A. Inst. in control panel/cabinet	CAC	YES	DRY	WAR M	Yes	Yes				dropout register
CV160	CAC 2 DROPOUT REGISTER	CTMT9	565	217		Internal PRA	Cat 1	NO	Containment function	20A. Inst. in control panel/cabinet	CAC	YES	DRY	WAR M	Yes					dropout register
CV161	CAC 1-3 DROPOUT REGISTER	CTMT9	565	217		Internal PRA	Cat 1	NO	Containment function	20A. Inst. in control panel/cabinet	CAC	YES	DRY	WAR M	Yes					dropout register
CV-2000B	RPS SFAS CH1 CTMT PRESS SWT CTMT ISO VLV	AUXB	585	303		IPEEE SSEL	Cat 1	NO	Containment function	8A. Motor-Operated Valves	CI	NO	DRY	COOL	Yes					MOV
CV-2002B	RPS SFAS CH3 CTMT PRESS SWT CTMT ISO VLV	AUXB	603	402		IPEEE SSEL	Cat 1	NO	Containment function	8A. Motor-Operated Valves	CI	NO	DRY	COOL	Yes					MOV
CV-5005	PURGE VALVE ISOLATION	AUXB	643	600	Screens 1, 2, 3, 4a, 4b	IPEEE SSEL	Cat 1	NO	Containment function	0d. Other - check/manual valve	CI	NO	DRY	COOL	Yes					CHECK VALVE

Table 4-1: Base List 1 – The Equipment Coming Out of Screen #3 and Entering Screen #4, for Five Safety Functions

Equipment ID	Description	Building	Elevation	Room#	Reason for Selection into SWEL 1	SSC Source	Screen 1 Seismic Category 1	Screen 2 Regularly Inspected ?	Screen 3 Support for 5 Safety Functions	Screen 4a Variety of Types of Equip.	Screen 4b Variety of Systems	Screen 4c - Variety of Environments				Screen 4d - Major New & Replacement Equip.	Screen 4e - A-46/ IPEEE Vulnerability	Screen 4f - Importance Contribution to Risk		Type Code
							Category	Inspection ?	Safety Function	EPRI 21 Category	System	High Rad?	Moisture	Temp.	Inside ?			RAW of COMP	FVI of COMP	
CV-5006	PURGE VALVE ISOLATION	CTMT9	643	UNK		IPEEE SSEL	Cat 1	NO	Containment function	0d. Other - check/manual valve	CI	YES	DRY	WAR M	Yes				CHECK VALVE	
CV-5007	PURGE VALVE ISOLATION	CTMT9	603	UNK		IPEEE SSEL	Cat 1	NO	Containment function	0d. Other - check/manual valve	CI	YES	DRY	WAR M	Yes				CHECK VALVE	
CV-5008	PURGE VALVE ISOLATION	AUXB	603	427		IPEEE SSEL	Cat 1	NO	Containment function	0d. Other - check/manual valve	CI	NO	DRY	COOL	Yes				CHECK VALVE	
CV-5010A	P71B ISOLATION	CTMT9	585	UNK		IPEEE SSEL	Cat 1	NO	Containment function	0d. Other - check/manual valve	CI	YES	DRY	WAR M	Yes				CHECK VALVE	
CV-5010C	P73B ISOLATION	CTMT9	603	UNK		IPEEE SSEL	Cat 1	NO	Containment function	0d. Other - check/manual valve	CI	YES	DRY	WAR M	Yes				CHECK VALVE	
CV-5011A	P71B ISOLATION	AUXB	585	303		IPEEE SSEL	Cat 1	NO	Containment function	0d. Other - check/manual valve	CI	NO	DRY	COOL	Yes				CHECK VALVE	
CV-5011B	P68B ISOLATION	CTMT9	603	UNK		IPEEE SSEL	Cat 1	NO	Containment function	0d. Other - check/manual valve	CI	YES	DRY	WAR M	Yes				CHECK VALVE	
CV-5011C	P73B ISOLATION	AUXB	603	402		IPEEE SSEL	Cat 1	NO	Containment function	0d. Other - check/manual valve	CI	NO	DRY	COOL	Yes				CHECK VALVE	
CV-5011D	P74B ISOLATION	CTMT9	585	UNK		IPEEE SSEL	Cat 1	NO	Containment function	0d. Other - check/manual valve	CI	YES	DRY	WAR M	Yes				CHECK VALVE	
CV-5011E	P43B ISOLATION	AUXB	585	314		IPEEE SSEL	Cat 1	NO	Containment function	0d. Other - check/manual valve	CI	NO	DRY	COOL	Yes				CHECK VALVE	
CV-5037	H2 PURGE VALVE ISOLATION	AUXB	565	236		IPEEE SSEL	Cat 1	NO	Containment function	0d. Other - check/manual valve	CI	NO	DRY	COOL	Yes				CHECK VALVE	
CV-5038	H2 PURGE VALVE ISOLATION	AUXB	565	236		IPEEE SSEL	Cat 1	NO	Containment function	0d. Other - check/manual valve	CI	NO	DRY	COOL	Yes				CHECK VALVE	
CV5070	Vacuum breakers	ANULS	623	127	Screens 1, 2, 3, 4a, 4b, 4c	IPEEE SSEL & LERF EQ	Cat 1	NO	Containment function	7. Pneumatic-Operated Valves	CVR	YES	DRY	WAR M	Yes				Butterfly valve	
CV5071	Vacuum breakers	ANULS	623	127		IPEEE SSEL & LERF EQ	Cat 1	NO	Containment function	7. Pneumatic-Operated Valves	CVR	YES	DRY	WAR M	Yes				Butterfly valve	

Table 4-1: Base List 1 – The Equipment Coming Out of Screen #3 and Entering Screen #4, for Five Safety Functions

Equipment ID	Description	Building	Elevation	Room#	Reason for Selection into SWEL 1	SSC Source	Screen 1 Seismic Category 1	Screen 2 Regularly Inspected ?	Screen 3 Support for 5 Safety Functions	Screen 4a Variety of Types of Equip.	Screen 4b Variety of Systems	Screen 4c - Variety of Environments				Screen 4d - Major New & Replacement Equip.	Screen 4e – A-46/ IPEEE Vulnerability	Screen 4f - Importance Contribution to Risk		Type Code
							Category	Inspection ?	Safety Function	EPRI 21 Category	System	High Rad?	Moisture	Temp.	Inside ?			RAW of COMP	FVI of COMP	
CV5072	Vacuum breakers	ANULS	623	127		IPEEE SSEL & LERF EQ	Cat 1	NO	Containment function	7. Pneumatic-Operated Valves	CVR	YES	DRY	WAR M	Yes				Butterfly valve	
CV5073	Vacuum breakers	ANULS	623	127		IPEEE SSEL & LERF EQ	Cat 1	NO	Containment function	7. Pneumatic-Operated Valves	CVR	YES	DRY	WAR M	Yes				Butterfly valve	
CV5074	Vacuum breakers	ANULS	623	127		IPEEE SSEL & LERF EQ	Cat 1	NO	Containment function	7. Pneumatic-Operated Valves	CVR	YES	DRY	WAR M	Yes				Butterfly valve	
CV5075	Vacuum breakers	ANULS	623	127		LERF EQ	Cat 1	NO	Containment function	7. Pneumatic-Operated Valves	CVR	YES	DRY	WAR M	Yes				Butterfly valve	
CV5076	Vacuum breakers	ANULS	623	127		LERF EQ	Cat 1	NO	Containment function	7. Pneumatic-Operated Valves	CVR	YES	DRY	WAR M	Yes				Butterfly valve	
CV5077	Vacuum breakers	ANULS	623	127		LERF EQ	Cat 1	NO	Containment function	7. Pneumatic-Operated Valves	CVR	YES	DRY	WAR M	Yes				Butterfly valve	
CV5078	Vacuum breakers	ANULS	623	127		LERF EQ	Cat 1	NO	Containment function	7. Pneumatic-Operated Valves	CVR	YES	DRY	WAR M	Yes				Butterfly valve	
CV5079	Vacuum breakers	ANULS	623	127		LERF EQ	Cat 1	NO	Containment function	7. Pneumatic-Operated Valves	CVR	YES	DRY	WAR M	Yes				Butterfly valve	
CV5080	Vacuum breakers; check valves CV5080 thru CV5089, also called NRVs; butterfly valves CV5070 thru CV5079 also called HV5080	ANULS	623	127	Screens 1, 2, 3, 4a, 4b, 4c	LERF EQ	Cat 1	NO	Containment function	0d. Other - check/manual valve	CVR	YES	DRY	WAR M	Yes				Vacuum Breaker/NRVs	
CV5081	Vacuum breakers; check valves CV5080 thru CV5089, also called NRVs	ANULS	623	127		LERF EQ	Cat 1	NO	Containment function	0d. Other - check/manual valve	CVR	YES	DRY	WAR M	Yes				Vacuum Breaker/NRVs	

Table 4-1: Base List 1 – The Equipment Coming Out of Screen #3 and Entering Screen #4, for Five Safety Functions

Equipment ID	Description	Building	Elevation	Room#	Reason for Selection into SWEL 1	SSC Source	Screen 1 Seismic Category 1	Screen 2 Regularly Inspected ?	Screen 3 Support for 5 Safety Functions	Screen 4a Variety of Types of Equip.	Screen 4b Variety of Systems	Screen 4c - Variety of Environments				Screen 4d - Major New & Replacement Equip.	Screen 4e – A-46/ IPEEE Vulnerability	Screen 4f - Importance Contribution to Risk		Type Code
							Category	Inspection ?	Safety Function	EPRI 21 Category	System	High Rad?	Moisture	Temp.	Inside ?			RAW of COMP	FVI of COMP	
CV5082	Vacuum breakers; check valves CV5080 thru CV5089, also called NRVs: butterfly valves CV5070 thru CV5079 also called HV5082	ANULS	623	127		LERF EQ	Cat 1	NO	Containment function	0d. Other - check/manual valve	CVR	YES	DRY	WAR M	Yes					Vacuum Breaker/NRVs
CV5083	Vacuum breakers; check valves CV5080 thru CV5089, also called NRVs: butterfly valves CV5070 thru CV5079 also called HV5083	ANULS	623	127		LERF EQ	Cat 1	NO	Containment function	0d. Other - check/manual valve	CVR	YES	DRY	WAR M	Yes					Vacuum Breaker/NRVs
CV5084	Vacuum breakers; check valves CV5080 thru CV5089, also called NRVs: butterfly valves CV5070 thru CV5079 also called HV5084	ANULS	623	127		LERF EQ	Cat 1	NO	Containment function	0d. Other - check/manual valve	CVR	YES	DRY	WAR M	Yes					Vacuum Breaker/NRVs
CV5085	Vacuum breakers; check valves CV5080 thru CV5089, also called NRVs: butterfly valves CV5070 thru CV5079 also called HV5085	ANULS	623	127		LERF EQ	Cat 1	NO	Containment function	0d. Other - check/manual valve	CVR	YES	DRY	WAR M	Yes					Vacuum Breaker/NRVs
CV5086	Vacuum breakers; check valves CV5080 thru CV5089, also called NRVs: butterfly valves CV5070 thru CV5079 also called HV5086	ANULS	623	127		LERF EQ	Cat 1	NO	Containment function	0d. Other - check/manual valve	CVR	YES	DRY	WAR M	Yes					Vacuum Breaker/NRVs

Table 4-1: Base List 1 – The Equipment Coming Out of Screen #3 and Entering Screen #4, for Five Safety Functions

Equipment ID	Description	Building	Elevation	Room#	Reason for Selection into SWEL 1	SSC Source	Screen 1 Seismic Category 1	Screen 2 Regularly Inspected ?	Screen 3 Support for 5 Safety Functions	Screen 4a Variety of Types of Equip.	Screen 4b Variety of Systems	Screen 4c - Variety of Environments				Screen 4d - Major New & Replacement Equip.	Screen 4e - A-46/ IPEEE Vulnerability	Screen 4f - Importance Contribution to Risk		Type Code
							Category	Inspection ?	Safety Function	EPRI 21 Category	System	High Rad?	Moisture	Temp.	Inside ?			RAW of COMP	FVI of COMP	
CV5087	Vacuum breakers; check valves CV5080 thru CV5089, also called NRVs: butterfly valves CV5070 thru CV5079 also called HV5087	ANULS	623	127		LERF EQ	Cat 1	NO	Containment function	0d. Other - check/manual valve	CVR	YES	DRY	WAR M	Yes					Vacuum Breaker/NRVs
CV5088	Vacuum breakers; check valves CV5080 thru CV5089, also called NRVs: butterfly valves CV5070 thru CV5079 also called HV5088	ANULS	623	127		LERF EQ	Cat 1	NO	Containment function	0d. Other - check/manual valve	CVR	YES	DRY	WAR M	Yes					Vacuum Breaker/NRVs
CV5089	Vacuum breakers	ANULS	623	127		LERF EQ	Cat 1	NO	Containment function	7. Pneumatic-Operated Valves	CVR	YES	DRY	WAR M	Yes					Butterfly valve
CV-645B	DIFFERENTIAL PRESSURE ISOLATION VALVE	AUXB	603	402		IPEEE SSEL	Cat 1	NO	Containment function	0d. Other - check/manual valve	CI	NO	DRY	COOL	Yes					CHECK VALVE
D1	BUS D1	AUXB	585	323	Screens 1, 2, 3, 4a, 4b, 4f	Internal PRA	Cat 1	NO	AC power	3. Medium Voltage Switchgear	4160	NO	DRY	COOL	Yes			48.610	4.099E-03	4160v bus
D1_ED	MCC 1	AUXB	603	429	Screens 1, 2, 3, 4a, 4b, 4f	Internal PRA	Cat 1	NO	DC power	1. Motor Control Centers	DC power	NO	DRY	COOL	Yes			12.844	3.231E-04	DC bus
D101	INT D101	AUXB	603	429		Internal PRA & IPEEE SSEL	Cat 1	NO	DC power	20A. Inst. in control panel/cabinet	DC power	NO	DRY	COOL	Yes			13.378	2.699E-03	DC circuit
D102	BRKR FOR +125VDC DIST PNL D2P	AUXB	603	429		IPEEE SSEL	Cat 1	NO	DC power	2a. Breaker in LVSGR	DC power	NO	DRY	COOL	Yes					LOW V. BREAKER
D103	INT D103	AUXB	603	429		Internal PRA & IPEEE SSEL	Cat 1	NO	DC power	20A. Inst. in control panel/cabinet	DC power	NO	DRY	COOL	Yes			7.840	1.115E-04	DC circuit
D104	INT D104	AUXB	603	429		Internal PRA & IPEEE SSEL	Cat 1	NO	DC power	20A. Inst. in control panel/cabinet	DC power	NO	DRY	COOL	Yes			5.605	3.377E-04	DC circuit

Table 4-1: Base List 1 – The Equipment Coming Out of Screen #3 and Entering Screen #4, for Five Safety Functions

Equipment ID	Description	Building	Elevation	Room#	Reason for Selection into SWEL 1	SSC Source	Screen 1 Seismic Category 1	Screen 2 Regularly Inspected ?	Screen 3 Support for 5 Safety Functions	Screen 4a Variety of Types of Equip.	Screen 4b Variety of Systems	Screen 4c - Variety of Environments				Screen 4d - Major New & Replacement Equip.	Screen 4e – A-46/ IPEEE Vulnerability	Screen 4f - Importance Contribution to Risk		Type Code
							Category	Inspection ?	Safety Function	EPRI 21 Category	System	High Rad?	Moisture	Temp.	Inside ?			RAW of COMP	FVI of COMP	
D106	INT D106	AUXB	603	429		Internal PRA	Cat 1	NO	DC power	20A. Inst. in control panel/cabinet	DC power	NO	DRY	COOL	Yes			1.000	6.451E-08	DC circuit
D111	BRKR FR EMERG LIGHT XFER SWT 1	AUXB	603	429		IPEEE SSEL	Cat 1	NO	DC power	2a. Breaker in LVSGR	DC power	NO	DRY	COOL	Yes					LOW V. BREAKER
D112	BRKR FR EMERG LIGHT XFER SWT 3	AUXB	603	429		IPEEE SSEL	Cat 1	NO	DC power	2a. Breaker in LVSGR	DC power	NO	DRY	COOL	Yes					LOW V. BREAKER
D116	BREAKER FOR INVERTER YVA	AUXB	603	429		IPEEE SSEL	Cat 1	NO	DC power	2a. Breaker in LVSGR	DC power	NO	DRY	COOL	Yes					LOW V. BREAKER
D117	BKR FOR MUP 1-1 DC OIL PMP P-371C	AUXB	603	429		IPEEE SSEL	Cat 1	NO	DC power	2a. Breaker in LVSGR	DC power	NO	DRY	COOL	Yes					LOW V. BREAKER
D128	INT D128	AUXB	603	429		Internal PRA	Cat 1	NO	DC power	20A. Inst. in control panel/cabinet	DC power	NO	DRY	COOL	Yes			1.070	1.742E-06	DC circuit
D131	INT D131	AUXB	603	429		Internal PRA & IPEEE SSEL	Cat 1	NO	DC power	20A. Inst. in control panel/cabinet	DC power	NO	DRY	COOL	Yes			2.806	1.292E-04	DC circuit
D132	INT D132	AUXB	603	429		Internal PRA & IPEEE SSEL	Cat 1	NO	DC power	20A. Inst. in control panel/cabinet	DC power	NO	DRY	COOL	Yes			2.470	2.729E-05	DC circuit
D133	BRKR FOR - 125VDC DIST PNL D2N	AUXB	603	429		IPEEE SSEL	Cat 1	NO	DC power	2a. Breaker in LVSGR	DC power	NO	DRY	COOL	Yes					LOW V. BREAKER
D134	INT D134	AUXB	603	429		Internal PRA & IPEEE SSEL	Cat 1	NO	DC power	20A. Inst. in control panel/cabinet	DC power	NO	DRY	COOL	Yes					DC circuit
D135	BREAKER FOR AFP TURB 1 MS INLT ISO VALVE	AUXB	603	429		IPEEE SSEL	Cat 1	NO	DC power	2a. Breaker in LVSGR	DC power	NO	DRY	COOL	Yes					LOW V. BREAKER
D145	DC CIRCUIT INT D145	AUXB	603	429		Internal PRA & IPEEE SSEL	Cat 1	NO	DC power	20A. Inst. in control panel/cabinet	DC power	NO	DRY	COOL	Yes			3.259	4.019E-05	DC circuit
D1N	PNL D1N	AUXB	603	429A	Screens 1, 2, 3, 4a, 4b, 4e	Internal PRA & IPEEE SSEL	Cat 1	NO	DC power	14. Distribution Panels	DC power	NO	DRY	COOL	Yes		YES	2.470	2.503E-05	DC bus

Table 4-1: Base List 1 – The Equipment Coming Out of Screen #3 and Entering Screen #4, for Five Safety Functions

Equipment ID	Description	Building	Elevation	Room#	Reason for Selection into SWEL 1	SSC Source	Screen 1 Seismic Category 1	Screen 2 Regularly Inspected ?	Screen 3 Support for 5 Safety Functions	Screen 4a Variety of Types of Equip.	Screen 4b Variety of Systems	Screen 4c - Variety of Environments				Screen 4d - Major New & Replacement Equip.	Screen 4e - A-46/ IPEEE Vulnerability	Screen 4f - Importance Contribution to Risk		Type Code
							Category	Inspection ?	Safety Function	EPRI 21 Category	System	High Rad?	Moisture	Temp.	Inside ?			RAW of COMP	FVI of COMP	
D1N 01	BREAKER FOR INCOMING DC MCC 1	AUXB	603	429A		IPEEE SSEL	Cat 1	NO	DC power	2a. Breaker in LVSGR	DC power	NO	DRY	COOL	Yes				LOW V. BREAKER	
D1N 03	BREAKER FOR INVERTER YV3	AUXB	603	429A		IPEEE SSEL	Cat 1	NO	DC power	2a. Breaker in LVSGR	DC power	NO	DRY	COOL	Yes				LOW V. BREAKER	
D1N04	INT D1N04	AUXB	603	429A		Internal PRA	Cat 1	NO	DC power	20A. Inst. in control panel/cabinet	DC power	NO	DRY	COOL	Yes		2.470	2.729E-05	DC circuit	
D1NA	PNL D1NA	AUXB	603	429		Internal PRA & IPEEE SSEL	Cat 1	NO	DC power	14. Distribution Panels	DC power	NO	DRY	COOL	Yes		3.259	3.639E-05	DC bus	
D1P	PNL D1P	AUXB	603	429		Internal PRA & IPEEE SSEL	Cat 1	NO	DC power	14. Distribution Panels	DC power	NO	DRY	COOL	Yes		13.378	2.448E-03	DC bus	
D1P 01	BREAKER FOR DC MCC 1	AUXB	603	429		IPEEE SSEL	Cat 1	NO	DC power	2a. Breaker in LVSGR	DC power	NO	DRY	COOL	Yes				LOW V. BREAKER	
D1P 03	BREAKER FOR INVERTER YV1	AUXB	603	429		IPEEE SSEL	Cat 1	NO	DC power	2a. Breaker in LVSGR	DC power	NO	DRY	COOL	Yes				LOW V. BREAKER	
D1P03	INT D1P03	AUXB	603	429		Internal PRA & IPEEE SSEL	Cat 1	NO	DC power	20A. Inst. in control panel/cabinet	DC power	NO	DRY	COOL	Yes		1.473	8.580E-06	DC circuit	
D1P04	INT D1P04	AUXB	603	429		Internal PRA	Cat 1	NO	DC power	20A. Inst. in control panel/cabinet	DC power	NO	DRY	COOL	Yes				DC circuit	
D1P05	INT D1P05	AUXB	603	429		Internal PRA	Cat 1	NO	DC power	20A. Inst. in control panel/cabinet	DC power	NO	DRY	COOL	Yes		4.959	6.632E-05	DC circuit	
D1P09	DC CIRCUIT INT D1P09	AUXB	603	429		Internal PRA & IPEEE SSEL	Cat 1	NO	DC power	20A. Inst. in control panel/cabinet	DC power	NO	DRY	COOL	Yes		1.400	7.419E-06	DC circuit	
D1P11	INT D1P11	AUXB	603	429		Internal PRA	Cat 1	NO	DC power	20A. Inst. in control panel/cabinet	DC power	NO	DRY	COOL	Yes				DC circuit	
D1P13	INT D1P13	AUXB	603	429		Internal PRA	Cat 1	NO	DC power	20A. Inst. in control panel/cabinet	DC power	NO	DRY	COOL	Yes		4.290	8.545E-04	DC circuit	
D1P19	INT D1P19	AUXB	603	429		Internal PRA	Cat 1	NO	DC power	20A. Inst. in control panel/cabinet	DC power	NO	DRY	COOL	Yes				DC circuit	
D1P20	CIRCUIT D1P20	AUXB	603	429		IPEEE SSEL	Cat 1	NO	DC power	20A. Inst. in control panel/cabinet	DC power	NO	DRY	COOL	Yes				DC CIRCUIT	

Table 4-1: Base List 1 – The Equipment Coming Out of Screen #3 and Entering Screen #4, for Five Safety Functions

Equipment ID	Description	Building	Elevation	Room#	Reason for Selection into SWEL 1	SSC Source	Screen 1 Seismic Category 1	Screen 2 Regularly Inspected ?	Screen 3 Support for 5 Safety Functions	Screen 4a Variety of Types of Equip.	Screen 4b Variety of Systems	Screen 4c - Variety of Environments				Screen 4d - Major New & Replacement Equip.	Screen 4e – A-46/ IPEEE Vulnerability	Screen 4f - Importance Contribution to Risk		Type Code
							Category	Inspection ?	Safety Function	EPRI 21 Category	System	High Rad?	Moisture	Temp.	Inside ?			RAW of COMP	FVI of COMP	
D1PA	PNL D1PA	AUXB	603	429		Internal PRA	Cat 1	NO	DC power	14. Distribution Panels	DC power	NO	DRY	COOL	Yes			1.070	1.742E-06	DC bus
D2_ED	MCC 2	AUXB	603	428	Screens 1, 2, 3, 4a, 4b, 4f	Internal PRA	Cat 1	NO	DC power	1. Motor Control Centers	DC power	NO	DRY	COOL	Yes			76.088	1.386E-03	DC bus
D202	INT D202	AUXB	603	428		Internal PRA	Cat 1	NO	DC power	20A. Inst. in control panel/cabinet	DC power	NO	DRY	COOL	Yes			21.280	4.631E-03	DC circuit
D203	INT D203	AUXB	603	428		Internal PRA	Cat 1	NO	DC power	20A. Inst. in control panel/cabinet	DC power	NO	DRY	COOL	Yes			9.057	1.305E-04	DC circuit
D204	INT D204	AUXB	603	428		Internal PRA	Cat 1	NO	DC power	20A. Inst. in control panel/cabinet	DC power	NO	DRY	COOL	Yes			10.523	6.856E-04	DC circuit
D206	INT D206	AUXB	603	428		Internal PRA	Cat 1	NO	DC power	20A. Inst. in control panel/cabinet	DC power	NO	DRY	COOL	Yes			1.000	6.451E-08	DC circuit
D231	INT D231	AUXB	603	428		Internal PRA	Cat 1	NO	DC power	20A. Inst. in control panel/cabinet	DC power	NO	DRY	COOL	Yes			6.050	3.588E-04	DC circuit
D233	D233 Breaker	AUXB	603	428		Internal PRA	Cat 1	NO	DC power	20A. Inst. in control panel/cabinet	DC power	NO	DRY	COOL	Yes			80.405	1.350E-03	DC circuit
D234	INT D234	AUXB	603	428		Internal PRA	Cat 1	NO	DC power	20A. Inst. in control panel/cabinet	DC power	NO	DRY	COOL	Yes			1.827	1.335E-05	DC circuit
D2N	PNL D2N	AUXB	603	428B	Screens 1, 2, 3, 4a, 4b, 4f	Internal PRA & IPEEE SSEL	Cat 1	NO	DC power	14. Distribution Panels	DC power	NO	DRY	COOL	Yes			80.405	1.224E-03	DC bus
D2N 02	BREAKER FOR DC MCC D2	AUXB	603	428		IPEEE SSEL	Cat 1	NO	DC power	2a. Breaker in LVSGR	DC power	NO	DRY	COOL	Yes					LOW V. BREAKER
D2N 03	BREAKER FOR INVERTER YV4	AUXB	603	428		IPEEE SSEL	Cat 1	NO	DC power	2a. Breaker in LVSGR	DC power	NO	DRY	COOL	Yes					LOW V. BREAKER
D2N04	INT D2N04	AUXB	603	428B		Internal PRA	Cat 1	NO	DC power	20A. Inst. in control panel/cabinet	DC power	NO	DRY	COOL	Yes			7.422	1.187E-04	DC circuit
D2N17	INT D2N17	AUXB	603	428B		Internal PRA	Cat 1	NO	DC power	20A. Inst. in control panel/cabinet	DC power	NO	DRY	COOL	Yes			1.875	1.426E-05	DC circuit
D2P	PNL D2P	AUXB	603	428	Screens 1, 2, 3, 4a, 4b, 4e, 4f	Internal PRA & IPEEE SSEL	Cat 1	NO	DC power	14. Distribution Panels	DC power	NO	DRY	COOL	Yes		YES	21.280	4.190E-03	DC bus

Table 4-1: Base List 1 – The Equipment Coming Out of Screen #3 and Entering Screen #4, for Five Safety Functions

Equipment ID	Description	Building	Elevation	Room#	Reason for Selection into SWEL 1	SSC Source	Screen 1 Seismic Category 1	Screen 2 Regularly Inspected ?	Screen 3 Support for 5 Safety Functions	Screen 4a Variety of Types of Equip.	Screen 4b Variety of Systems	Screen 4c - Variety of Environments				Screen 4d - Major New & Replacement Equip.	Screen 4e – A-46/ IPEEE Vulnerability	Screen 4f - Importance Contribution to Risk		Type Code
							Category	Inspection ?	Safety Function	EPRI 21 Category	System	High Rad?	Moisture	Temp.	Inside ?			RAW of COMP	FVI of COMP	
D2P 02	BREAKER FOR DC MCC 1 TO D2P	AUXB	603	428		IPEEE SSEL	Cat 1	NO	DC power	2a. Breaker in LVSGR	DC power	NO	DRY	COOL	Yes				LOW V. BREAKER	
D2P 03	BREAKER FOR INVERTER YV2	AUXB	603	428		IPEEE SSEL	Cat 1	NO	DC power	2a. Breaker in LVSGR	DC power	NO	DRY	COOL	Yes				LOW V. BREAKER	
D2P03	INT D2P03	AUXB	603	428		Internal PRA & IPEEE SSEL	Cat 1	NO	DC power	20A. Inst. in control panel/cabinet	DC power	NO	DRY	COOL	Yes		3.501	4.297E-05	DC circuit	
D2P04	INT D2P04	AUXB	603	428		Internal PRA	Cat 1	NO	DC power	20A. Inst. in control panel/cabinet	DC power	NO	DRY	COOL	Yes				DC circuit	
D2P05	INT D2P05	AUXB	603	428		Internal PRA	Cat 1	NO	DC power	20A. Inst. in control panel/cabinet	DC power	NO	DRY	COOL	Yes		8.747	1.275E-04	DC circuit	
D2P09	DC CIRCUIT INT D2P09	AUXB	603	428		Internal PRA	Cat 1	NO	DC power	20A. Inst. in control panel/cabinet	DC power	NO	DRY	COOL	Yes		3.396	4.129E-05	DC circuit	
D2P11	DC CIRCUIT INT D2P11	AUXB	603	428		Internal PRA	Cat 1	NO	DC power	20A. Inst. in control panel/cabinet	DC power	NO	DRY	COOL	Yes				DC circuit	
D2P13	INT D2P13	AUXB	603	428		Internal PRA	Cat 1	NO	DC power	20A. Inst. in control panel/cabinet	DC power	NO	DRY	COOL	Yes		4.290	8.545E-04	DC circuit	
D2P18	INT D2P18	AUXB	603	428		Internal PRA	Cat 1	NO	DC power	20A. Inst. in control panel/cabinet	DC power	NO	DRY	COOL	Yes		1.478	7.677E-06	DC circuit	
D3602 (DC)	PNL D3602 at Entrance Corridor to Emergency Diesel Generator	AUXB	585	322		Added Panels	Cat 1	NO	AC power	14. Distribution Panels	AC Low V	NO	DRY	COOL	Yes				AC DISTRIBUTION PANELS	
DA-3783	SOLENOID VALVE FROM AIR START RECEIVER 1-1-1, T86-1	AUXB	585	318	Screens 1, 2, 3, 4a, 4b	IPEEE SSEL	Cat 1	NO	AC power	8B. Solenoid Valves	EDG	NO	DRY	COOL	Yes				solenoid valve	
DA-3784	FAIL CLOSED SOLENOID VALVE FROM AIR START RECEIVER 1-1-2, T86-2	AUXB	585	318		IPEEE SSEL	Cat 1	NO	AC power	8B. Solenoid Valves	EDG	NO	DRY	COOL	Yes				solenoid valve	
DBC1N	CHARGER 1N	AUXB	603	429		Internal PRA & IPEEE SSEL	Cat 1	NO	DC power	16. Battery Chargers and Inverters	DC power	NO	DRY	COOL	Yes		18.037	5.238E-05	battery charger	

Table 4-1: Base List 1 – The Equipment Coming Out of Screen #3 and Entering Screen #4, for Five Safety Functions

Equipment ID	Description	Building	Elevation	Room#	Reason for Selection into SWEL 1	SSC Source	Screen 1 Seismic Category 1	Screen 2 Regularly Inspected ?	Screen 3 Support for 5 Safety Functions	Screen 4a Variety of Types of Equip.	Screen 4b Variety of Systems	Screen 4c - Variety of Environments				Screen 4d - Major New & Replacement Equip.	Screen 4e - A-46/ IPEEE Vulnerability	Screen 4f - Importance Contribution to Risk		Type Code
							Category	Inspection ?	Safety Function	EPRI 21 Category	System	High Rad?	Moisture	Temp.	Inside ?			RAW of COMP	FVI of COMP	
DBC1P	CHARGER 1P	AUXB	603	429		Internal PRA & IPEEE SSEL	Cat 1	NO	DC power	16. Battery Chargers and Inverters	DC power	NO	DRY	COOL	Yes			23.518	3.839E-03	battery charger
DBC1PN	CHARGER	AUXB	603	429	Screens 1, 2, 3, 4a, 4b, 4d	New Equipment	Cat 1	NO	DC power	16. Battery Chargers and Inverters	DC power	NO	DRY	COOL	Yes	YES				
DBC2N	CHARGER 2N	AUXB	603	428		Internal PRA	Cat 1	NO	DC power	16. Battery Chargers and Inverters	DC power	NO	DRY	COOL	Yes			21.651	6.687E-04	battery charger
DBC2P	CHARGER 2P	AUXB	603	428	Screens 1, 2, 3, 4a, 4b, 4f	Internal PRA	Cat 1	NO	DC power	16. Battery Chargers and Inverters	DC power	NO	DRY	COOL	Yes			23.518	4.442E-03	battery charger
DBC2PN	CHARGER	AUXB	603	428	Screens 1, 2, 3, 4a, 4b, 4d	New Equipment	Cat 1	NO	DC power	16. Battery Chargers and Inverters	DC power	NO	DRY	COOL	Yes	YES				
DC MCC 1	DC MCC 1 (BUS 1)	AUXB	603	429		IPEEE SSEL	Cat 1	NO	DC power	1. Motor Control Centers	DC power	NO	DRY	COOL	Yes					MCC
DC1	PNL DC1 Distribution panel Train 1	AUXB	603	429		Added Panels	Cat 1	NO	AC power	14. Distribution Panels	AC low v	NO	DRY	COOL	Yes					Elect. Dist Panel
DC2	PNL DC1 Distribution panel Train 2	AUXB	603	428		Added Panels	Cat 1	NO	AC power	14. Distribution Panels	AC Low V	NO	DRY	COOL	Yes					Elect. Dist Panel
DH10	Manual valve DH 10 on demand	AUXB	565	236		Internal PRA	Cat 1	NO	RCS Heat Removal	0d. Other - check/manual valve	DH	NO	DRY	COOL	Yes					manual valve
DH11	MOV DH 11	CTMT9	565	290		IPEEE SSEL & LERF EQ	Cat 1	NO	RCS Heat removal/ Containment function	8A. Motor-Operated Valves	DH	YES	DRY	WAR M	Yes			7.831	5.630E-03	MOV
DH12	MOV DH 12	CTMT9	565	290		IPEEE SSEL & LERF EQ	Cat 1	NO	RCS Heat removal/ Containment function	8A. Motor-Operated Valves	DH	YES	DRY	WAR M	Yes			11.856	5.630E-03	MOV
DH125	CHECK VALVE DH 125	AUXB	545	113		Internal PRA	Cat 1	NO	RCS Heat Removal	0d. Other - check/manual valve	DH	NO	DRY	COOL	Yes			1.019	7.742E-07	check valve
DH126	CHECK VALVE DH 126	AUXB	545	113		Internal PRA	Cat 1	NO	RCS Heat Removal	0d. Other - check/manual valve	DH	NO	DRY	COOL	Yes			1.019	7.742E-07	check valve

Table 4-1: Base List 1 – The Equipment Coming Out of Screen #3 and Entering Screen #4, for Five Safety Functions

Equipment ID	Description	Building	Elevation	Room#	Reason for Selection into SWEL 1	SSC Source	Screen 1 Seismic Category 1	Screen 2 Regularly Inspected ?	Screen 3 Support for 5 Safety Functions	Screen 4a Variety of Types of Equip.	Screen 4b Variety of Systems	Screen 4c - Variety of Environments				Screen 4d - Major New & Replacement Equip.	Screen 4e - A-46/ IPEEE Vulnerability	Screen 4f - Importance Contribution to Risk		Type Code
							Category	Inspection ?	Safety Function	EPRI 21 Category	System	High Rad?	Moisture	Temp.	Inside ?			RAW of COMP	FVI of COMP	
DH127	CHECK VALVE DH 127	AUXB	545	113		Internal PRA	Cat 1	NO	RCS Heat Removal	0d. Other - check/manual valve	DH	NO	DRY	COOL	Yes			1.019	7.742E-07	check valve
DH128	CHECK VALVE DH 128	AUXB	545	113		Internal PRA	Cat 1	NO	RCS Heat Removal	0d. Other - check/manual valve	DH	NO	DRY	COOL	Yes			1.019	7.742E-07	check valve
DH13A	AOV DH 13A	AUXB	545	113		Internal PRA	Cat 1	NO	RCS Heat Removal	7. Pneumatic-Operated Valves	DH	NO	DRY	COOL	Yes			3.910	5.450E-03	AOV
DH13B	AOV DH 13B	AUXB	545	113		Internal PRA & IPEEE SSEL	Cat 1	NO	RCS Heat removal	7. Pneumatic-Operated Valves	DH	NO	DRY	COOL	Yes			4.132	5.890E-03	AOV
DH-13B	DH COOLER 1-1 BYPASS FLOW CTRL VALVE	AUXB	545	113		IPEEE SSEL	Cat 1	NO	RCS Heat Removal	7. Pneumatic-Operated Valves	DH	NO	DRY	COOL	Yes					AOV
DH14A	AOV DH 14A	AUXB	545	113		Internal PRA	Cat 1	NO	RCS Heat Removal	7. Pneumatic-Operated Valves	DH	NO	DRY	COOL	Yes			3.891	5.438E-03	AOV
DH14B	AOV DH 14B	AUXB	545	113		Internal PRA & IPEEE SSEL	Cat 1	NO	RCS Heat removal	7. Pneumatic-Operated Valves	DH	NO	DRY	COOL	Yes			4.125	6.010E-03	AOV
DH1517	MOV DH 1517	AUXB	565	236		Internal PRA & IPEEE SSEL	Cat 1	NO	RCS Heat removal	8A. Motor-Operated Valves	DH	NO	DRY	COOL	Yes			1.209	7.742E-06	MOV
DH1518	MOV DH 1518	AUXB	565	236		Internal PRA & IPEEE SSEL	Cat 1	NO	Inventory control/ Decay Heat Removal	8A. Motor-Operated Valves	DH	NO	DRY	COOL	Yes			1.209	8.322E-06	MOV
DH1519	DH PUMP 1-1 SUCTION FROM RCS VALVE	AUXB	565	236		IPEEE SSEL	Cat 1	NO	RCS Heat Removal	8A. Motor-Operated Valves	DH	NO	DRY	COOL	Yes					MOV
DH1A	MOTOR-OPERATED VALVE DH1A	AUXB	565	236		LERF EQ	Cat 1	NO	Containment function	8A. Motor-Operated Valves	DH	NO	DRY	COOL	Yes			3.642	7.709E-04	MOV
DH1B	MOTOR-OPERATED VALVE DH1B	AUXB	565	208		IPEEE SSEL & LERF EQ	Cat 1	NO	RCS Heat removal/ Containment function	8A. Motor-Operated Valves	DH	NO	DRY	WAR M	Yes			3.701	7.851E-04	MOV
DH200	MANUAL VALVE DH200	AUXB	585	314		LERF EQ	Cat 1	NO	Containment function	0d. Other - check/manual valve	DH	NO	DRY	COOL	Yes					Manual valve

Table 4-1: Base List 1 – The Equipment Coming Out of Screen #3 and Entering Screen #4, for Five Safety Functions

Equipment ID	Description	Building	Elevation	Room#	Reason for Selection into SWEL 1	SSC Source	Screen 1 Seismic Category 1	Screen 2 Regularly Inspected ?	Screen 3 Support for 5 Safety Functions	Screen 4a Variety of Types of Equip.	Screen 4b Variety of Systems	Screen 4c - Variety of Environments				Screen 4d - Major New & Replacement Equip.	Screen 4e - A-46/ IPEEE Vulnerability	Screen 4f - Importance Contribution to Risk		Type Code
							Category	Inspection ?	Safety Function	EPRI 21 Category	System	High Rad?	Moisture	Temp.	Inside ?			RAW of COMP	FVI of COMP	
DH201	MANUAL VALVE DH201	AUXB	585	314		LERF EQ	Cat 1	NO	Containment function	0d. Other - check/manual valve	DH	NO	DRY	COOL	Yes				Manual valve	
DH203	MANUAL VALVE DH203	AUXB	565	236		Internal PRA	Cat 1	NO	RCS Heat Removal	0d. Other - check/manual valve	DH	NO	DRY	COOL	Yes		1.045	2.645E-06	manual valve	
DH207	CHECK VALVE DH207	AUXB	545	113		Internal PRA	Cat 1	NO	RCS Heat Removal	0d. Other - check/manual valve	DH	NO	DRY	COOL	Yes				check valve	
DH-21	MANUAL VALVE	CTMT9	565	220		IPEEE SSEL	Cat 1	NO	RCS Heat Removal	0d. Other - check/manual valve	DH	YES	DRY	WAR M	Yes				MANUAL VALVE	
DH-23	MANUAL VALVE	CTMT9	565	220		IPEEE SSEL	Cat 1	NO	RCS Heat Removal	0d. Other - check/manual valve	DH	YES	DRY	WAR M	Yes				MANUAL VALVE	
DH26	MANUAL VALVE DH26	AUXB	565	236		Internal PRA & IPEEE SSEL	Cat 1	NO	RCS Heat removal	0d. Other - check/manual valve	DH	NO	DRY	COOL	Yes		1.045	2.645E-06	manual valve	
DH2733	MOV DH 2733	AUXB	545	105		Internal PRA & IPEEE SSEL	Cat 1	NO	RCS Heat removal	8A. Motor-Operated Valves	DH	NO	DRY	COOL	Yes		2.974	2.014E-04	MOV	
DH2734	MOV DH 2734	AUXB	545	113		Internal PRA	Cat 1	NO	RCS Heat Removal	8A. Motor-Operated Valves	DH	NO	DRY	COOL	Yes		2.735	1.796E-04	MOV	
DH-2735	DH AUX SPRAY ISOLATION	CTMT9	603	410		IPEEE SSEL	Cat 1	NO	RCS Heat Removal	8A. Motor-Operated Valves	DH	YES	DRY	WAR M	Yes				MOV	
DH-2736	DH AUX SPRAY ISOLATION	AUXB	484	314		IPEEE SSEL	Cat 1	NO	RCS Heat Removal	8A. Motor-Operated Valves	DH	NO	DRY	COOL	Yes				MOV	
DH42	CHECK VALVE DH 42	AUXB	545	115		Internal PRA	Cat 1	NO	RCS Heat Removal	0d. Other - check/manual valve	DH	NO	DRY	COOL	Yes		133.186	6.995E-04	check valve	
DH43	CHECK VALVE DH 43	AUXB	545	105		Internal PRA	Cat 1	NO	RCS Heat Removal	0d. Other - check/manual valve	DH	NO	DRY	COOL	Yes		133.186	7.130E-04	check valve	
DH44	MANUAL VALVE DH 44	AUXB	545	115		Internal PRA	Cat 1	NO	RCS Heat Removal	0d. Other - check/manual valve	DH	NO	DRY	COOL	Yes		3.820	8.632E-05	manual valve	
DH45	MANUAL VALVE DH 45	AUXB	545	105		Internal PRA	Cat 1	NO	RCS Heat Removal	0d. Other - check/manual valve	DH	NO	DRY	COOL	Yes		4.056	9.548E-05	manual valve	

Table 4-1: Base List 1 – The Equipment Coming Out of Screen #3 and Entering Screen #4, for Five Safety Functions

Equipment ID	Description	Building	Elevation	Room#	Reason for Selection into SWEL 1	SSC Source	Screen 1 Seismic Category 1	Screen 2 Regularly Inspected ?	Screen 3 Support for 5 Safety Functions	Screen 4a Variety of Types of Equip.	Screen 4b Variety of Systems	Screen 4c - Variety of Environments				Screen 4d - Major New & Replacement Equip.	Screen 4e - A-46/ IPEEE Vulnerability	Screen 4f - Importance Contribution to Risk		Type Code
							Category	Inspection ?	Safety Function	EPRI 21 Category	System	High Rad?	Moisture	Temp.	Inside ?			RAW of COMP	FVI of COMP	
DH-4849	DH COOLDOWN LN RELIEF	CTMT9	565	220		IPEEE SSEL	Cat 1	NO	RCS Heat Removal	7. Pneumatic-Operated Valves	DH	YES	DRY	WAR M	Yes				RELIEF VALVE	
DH54	MANUAL VALVE DH 54	AUXB	545	115		Internal PRA	Cat 1	NO	RCS Heat Removal	0d. Other - check/manual valve	DH	NO	DRY	COOL	Yes			3.820	6.624E-04	manual valve
DH55	MANUAL VALVE DH 55	AUXB	545	105		Internal PRA	Cat 1	NO	RCS Heat Removal	0d. Other - check/manual valve	DH	NO	DRY	COOL	Yes			4.056	7.340E-04	manual valve
DH63	MOV DH 63	AUXB	545	115		Internal PRA	Cat 1	NO	RCS Heat Removal	8A. Motor-Operated Valves	DH	NO	DRY	COOL	Yes			2.736	3.035E-04	MOV
DH64	MOV DH 64	AUXB	545	105		Internal PRA & IPEEE SSEL	Cat 1	NO	RCS Heat removal	8A. Motor-Operated Valves	DH	NO	DRY	COOL	Yes			2.736	5.733E-04	MOV
DH76	STOP-CHECK VALVE DH 76	CTMT9	565	217		LERF EQ	Cat 1	NO	Containment function	0d. Other - check/manual valve	DH	YES	DRY	WAR M	Yes			132.202	1.036E-02	Stop check valve
DH77	STOP-CHECK VALVE DH 77	CTMT9	565	214	Screens 1, 2, 3, 4a, 4b, 4c, 4f	LERF EQ	Cat 1	NO	Containment function	0d. Other - check/manual valve	DH	YES	DRY	WAR M	Yes			132.202	1.039E-02	Stop check valve
DH79	MANUAL VALVE DH 79	AUXB	565	PT		Internal PRA	Cat 1	NO	RCS Heat Removal	0d. Other - check/manual valve	DH	NO	DRY	COOL	Yes			151.139	4.091E-04	manual valve
DH7A	MOV DH 7A	AUXB	565	PT		Internal PRA	Cat 1	NO	RCS Heat Removal	8A. Motor-Operated Valves	DH	NO	DRY	COOL	Yes			65.249	2.928E-03	MOV
DH7B	MOV DH 7B	AUXB	565	PT		Internal PRA & IPEEE SSEL	Cat 1	NO	RCS Heat Removal	8A. Motor-Operated Valves	DH	NO	DRY	COOL	Yes			65.249	3.228E-03	MOV
DH81	CHECK VALVE DH 81	AUXB	545	105		Internal PRA	Cat 1	NO	RCS Heat Removal	0d. Other - check/manual valve	DH	NO	DRY	COOL	Yes			64.996	3.662E-04	check valve
DH82	CHECK VALVE DH 82	AUXB	545	113		Internal PRA	Cat 1	NO	RCS Heat Removal	0d. Other - check/manual valve	DH	NO	DRY	COOL	Yes			64.996	3.522E-04	check valve
DH830	MOV DH 830	AUXB	545	113		Internal PRA	Cat 1	NO	RCS Heat Removal	8A. Motor-Operated Valves	DH	NO	DRY	COOL	Yes			1.031	3.400E-05	MOV
DH831	MOV DH 831	AUXB	545	113		Internal PRA & IPEEE SSEL	Cat 1	NO	RCS Heat removal	8A. Motor-Operated Valves	DH	NO	DRY	COOL	Yes			1.033	3.542E-05	MOV

Table 4-1: Base List 1 – The Equipment Coming Out of Screen #3 and Entering Screen #4, for Five Safety Functions

Equipment ID	Description	Building	Elevation	Room#	Reason for Selection into SWEL 1	SSC Source	Screen 1 Seismic Category 1	Screen 2 Regularly Inspected ?	Screen 3 Support for 5 Safety Functions	Screen 4a Variety of Types of Equip.	Screen 4b Variety of Systems	Screen 4c - Variety of Environments				Screen 4d - Major New & Replacement Equip.	Screen 4e - A-46/ IPEEE Vulnerability	Screen 4f - Importance Contribution to Risk		Type Code
							Category	Inspection ?	Safety Function	EPRI 21 Category	System	High Rad?	Moisture	Temp.	Inside ?			RAW of COMP	FVI of COMP	
DH9A	MOV DH 9A	AUXB	545	113		Internal PRA	Cat 1	NO	RCS Heat Removal	8A. Motor-Operated Valves	DH	NO	DRY	COOL	Yes			65.458	3.656E-03	MOV
DH9B	MOV DH 9B	AUXB	545	225	Screens 1, 2, 3, 4a, 4b, 4f	Internal PRA & IPEEE SSEL	Cat 1	NO	RCS Heat Removal	8A. Motor-Operated Valves	DH	NO	DRY	COOL	Yes			65.458	3.933E-03	MOV
DR2012A	DR2012A	CTMT9	565	292		Internal PRA & IPEEE SSEL	Cat 1	NO	Containment function	8A. Motor-Operated Valves	CI	YES	DRY	WAR M	Yes					MOV
DR2012B	DR2012B	AUXB	565	236		Internal PRA	Cat 1	NO	Containment function	8A. Motor-Operated Valves	CI	NO	DRY	COOL	Yes					MOV
DW-6831A	DEMINERALIZED WATER ISOLATION	CTMT9	585	UNK		IPEEE SSEL	Cat 1	NO	RCS heat removal	8A. Motor-Operated Valves	MFW	YES	DRY	WAR M	Yes					MOV
E1	BUS E1, Low Voltage Switchgear	AUXB	603	429	Screens 1, 2, 3, 4a, 4b, 4e, 4f	Internal PRA & IPEEE SSEL	Cat 1	NO	AC power	2. Low Voltage Switchgear	480	NO	DRY	COOL	Yes		YES	16.326	3.536E-04	480v bus
E10-1	EMERG DIESEL GENERATOR JACKET C.W. HEAT EXCHANGER FOR edg 1-1	AUXB	585	318		IPEEE SSEL	Cat 1	NO	AC power	21. Tanks and Heat Exchangers	EDG	NO	DRY	COOL	Yes					HEAT EXCHANGER
E106-1	COOLING COIL 1-1	AUXB	638	603		IPEEE SSEL	Cat 1	NO	HVAC	10. Air Handlers	HVAC	NO	DRY	COOL	Yes					Air cooler
E11A	MCC E11A	AUXB	565	209		Internal PRA	Cat 1	NO	AC power	1. Motor Control Centers	480	NO	DRY	COOL	Yes			6.433	1.207E-04	MCC
E11B	MCC E11B	AUXB	585	304	Screens 1, 2, 3, 4a, 4b, 4e	Internal PRA & IPEEE SSEL	Cat 1	NO	AC power	1. Motor Control Centers	480	NO	DRY	COOL	Yes		YES	1.209	4.580E-06	MCC
E11C	MCC E11C	AUXB	585	304		Internal PRA	Cat 1	NO	AC power	1. Motor Control Centers	480	NO	DRY	COOL	Yes		YES	1.340	8.645E-06	MCC
E11D	MCC E11D	AUXB	565	227		Internal PRA	Cat 1	NO	AC power	1. Motor Control Centers	480	NO	DRY	COOL	Yes		YES	1.021	1.484E-06	MCC
E11E	MCC E11E	AUXB	603	402		Internal PRA	Cat 1	NO	AC power	1. Motor Control Centers	480	NO	DRY	COOL	Yes			1.331	8.451E-06	MCC

Table 4-1: Base List 1 – The Equipment Coming Out of Screen #3 and Entering Screen #4, for Five Safety Functions

Equipment ID	Description	Building	Elevation	Room#	Reason for Selection into SWEL 1	SSC Source	Screen 1 Seismic Category 1	Screen 2 Regularly Inspected ?	Screen 3 Support for 5 Safety Functions	Screen 4a Variety of Types of Equip.	Screen 4b Variety of Systems	Screen 4c - Variety of Environments				Screen 4d - Major New & Replacement Equip.	Screen 4e – A-46/ IPEEE Vulnerability	Screen 4f - Importance Contribution to Risk		Type Code
							Category	Inspection ?	Safety Function	EPRI 21 Category	System	High Rad?	Moisture	Temp.	Inside ?			RAW of COMP	FVI of COMP	
E12A	MCC E12A	AUXB	603	429		Internal PRA	Cat 1	NO	AC power	1. Motor Control Centers	480	NO	DRY	COOL	Yes			13.344	2.815E-04	MCC
E12B	MCC E12B	AUXB	585	318	Screens 1, 2, 3, 4a, 4b, 4e	Internal PRA & IPEEE SSEL	Cat 1	NO	AC power	1. Motor Control Centers	480	NO	DRY	COOL	Yes		YES	1.594	1.419E-05	MCC
E12C	MCC E12C	INTK	576	51	Screens 1, 2, 3, 4a, 4b, 4c, 4f	Internal PRA & IPEEE SSEL	Cat 1	NO	AC power	1. Motor Control Centers	480	NO	DAMP	COOL	Yes			4.524	8.200E-05	MCC
E12E	MCC E12E	AUXB	545	100		Internal PRA	Cat 1	NO	AC power	1. Motor Control Centers	480	NO	DRY	COOL	Yes			4.544	7.961E-05	MCC
E12F	MCC E12F in Emergency Diesel Generator Room 1	AUXB	585	318		IPEEE SSEL	Cat 1	NO	AC power	1. Motor Control Centers	AC Low V	NO	DRY	COOL	Yes					MCC
E14	MCC E14	AUXB	603	429		Internal PRA	Cat 1	NO	AC power	1. Motor Control Centers	480	NO	DRY	COOL	Yes					MCC
E15	MCC E15	AUXB	603	429		Internal PRA	Cat 1	NO	AC power	1. Motor Control Centers	480	NO	DRY	COOL	Yes					MCC
E16A	MCC E16A	AUXB	623	515		Internal PRA	Cat 1	NO	AC power	1. Motor Control Centers	480	NO	DRY	COOL	Yes					MCC
E16B	MCC E16B	AUXB	603	402		Internal PRA	Cat 1	NO	AC power	1. Motor Control Centers	480	NO	DRY	COOL	Yes					MCC
E188-1	MAKEUP PUMP P37-1 GEAR LUBE OIL COOLER	AUXB	565	225		IPEEE SSEL	Cat 1	NO	Reactivity Control	21. Tanks and Heat Exchangers	MU	NO	DRY	COOL	Yes					HEAT EXCHANGER
E197-1	CONTAINMENT GAS ANALYSIS HEAT EXCHANGER 1-1	AUXB	585	304		IPEEE SSEL	Cat 1	NO	Containment function	21. Tanks and Heat Exchangers	CI	NO	DRY	COOL	Yes					heat exchanger
E198-1	BEARING OIL COOLER FOR HPI INJECTION PUMP P58-1	AUXB	545	105		IPEEE SSEL	Cat 1	NO	Inventory Control	21. Tanks and Heat Exchangers	HPI	NO	DRY	COOL	Yes					HEAT EXCHANGER
E212-1	MAKEUP PUMP P37-1 LUBE OIL COOLER	AUXB	565	225		IPEEE SSEL	Cat 1	NO	Reactivity Control	21. Tanks and Heat Exchangers	MU	NO	DRY	COOL	Yes					HEAT EXCHANGER

Table 4-1: Base List 1 – The Equipment Coming Out of Screen #3 and Entering Screen #4, for Five Safety Functions

Equipment ID	Description	Building	Elevation	Room#	Reason for Selection into SWEL 1	SSC Source	Screen 1 Seismic Category 1	Screen 2 Regularly Inspected ?	Screen 3 Support for 5 Safety Functions	Screen 4a Variety of Types of Equip.	Screen 4b Variety of Systems	Screen 4c - Variety of Environments				Screen 4d - Major New & Replacement Equip.	Screen 4e - A-46/ IPEEE Vulnerability	Screen 4f - Importance Contribution to Risk		Type Code
							Category	Inspection ?	Safety Function	EPRI 21 Category	System	High Rad?	Moisture	Temp.	Inside ?			RAW of COMP	FVI of COMP	
E21A	MCC E21A	AUXB	545	115		Internal PRA	Cat 1	NO	AC power	1. Motor Control Centers	480	NO	DRY	COOL	Yes				MCC	
E22-1	CCW HEAT EXCHANGER 1-1 AT DISCHARGE OF CCW PUMP 43-1	AUXB	585	328	Screens 1, 2, 3, 4a, 4b, 4e, 4f	Internal PRA	Cat 1	NO	SW&CCW	21. Tanks and Heat Exchangers	CCW	NO	DRY	COOL	Yes		YES	3.536	3.076E-03	Heat exchanger
E22-2	CCW HEAT EXCHANGER 1-2 AT DISCHARGE OF CCW PUMP 43-2	AUXB	585	328	Screens 1, 2, 3, 4a, 4b, 4e, 4f	Internal PRA	Cat 1	NO	SW&CCW	21. Tanks and Heat Exchangers	CCW	NO	DRY	COOL	Yes		YES	4.499	3.150E-03	Heat exchanger
E22-3	CCW HEAT EXCHANGER 1-3 AT DISCHARGE OF CCW PUMP 43-1	AUXB	585	328		Internal PRA	Cat 1	NO	SW&CCW	21. Tanks and Heat Exchangers	CCW	NO	DRY	COOL	Yes		YES	1.532	6.204E-04	Heat exchanger
E24-1	STEAM GENERATOR 1-1	CTMT9	565	216		NSSS	Cat 1	YES	Inventory control	21. Tanks and Heat Exchangers	RCS	YES	DRY	WAR M	Yes					STEAM GENERATOR
E24-2	STEAM GENERATOR 1-2	CTMT9	565	218		NSSS	Cat 1	YES	Inventory control	21. Tanks and Heat Exchangers	RCS	YES	DRY	WAR M	Yes					STEAM GENERATOR
E27-1	DECAY HEAT REMOVAL COOLER 1-1, E27-1	AUXB	545	113	Screens 1, 2, 3, 4a, 4b, 4e	Internal PRA	Cat 1	NO	RCS Heat Removal	21. Tanks and Heat Exchangers	DH	NO	DRY	COOL	Yes		YES	3.995	2.510E-04	Heat exchanger
E27-2	DECAY HEAT REMOVAL COOLER 1-2, E27-2	AUXB	545	113	Screens 1, 2, 3, 4a, 4b, 4e	Internal PRA	Cat 1	NO	RCS Heat Removal	21. Tanks and Heat Exchangers	DH	NO	DRY	COOL	Yes		YES	3.788	2.330E-04	Heat exchanger
E37-1	CAC COIL 1-1 (SW SIDE)	CTMT9	585	317	Screens 1, 2, 3, 4a, 4b, 4c	IPEEE SSEL	Cat 1	NO	Containment function	10. Air Handlers	CAC	YES	DRY	WAR M	Yes	Yes				Air cooler
E37-3	CAC COIL 1-3 (SW SIDE)	CTMT9	585	317		IPEEE SSEL	Cat 1	NO	Containment function	10. Air Handlers	CAC	YES	DRY	WAR M	Yes					Air cooler
E42-4	ECCS ROOM COOLER COIL 1-4	AUXB	545	105		IPEEE SSEL	Cat 1	NO	HVAC	10. Air Handlers	HVAC	NO	DRY	COOL	Yes					AIR COOLER
E42-5	ECCS ROOM COOLER COIL 1-5	AUXB	545	105		IPEEE SSEL	Cat 1	NO	HVAC	10. Air Handlers	HVAC	NO	DRY	COOL	Yes					AIR COOLER
EF12C	MCC EF12C	INTK	576	52	Screens 1, 2, 3, 4a, 4b, 4c	Internal PRA	Cat 1	NO	AC power	1. Motor Control Centers	480	NO	DRY	WAR M	Yes					MCC

Table 4-1: Base List 1 – The Equipment Coming Out of Screen #3 and Entering Screen #4, for Five Safety Functions

Equipment ID	Description	Building	Elevation	Room#	Reason for Selection into SWEL 1	SSC Source	Screen 1 Seismic Category 1	Screen 2 Regularly Inspected ?	Screen 3 Support for 5 Safety Functions	Screen 4a Variety of Types of Equip.	Screen 4b Variety of Systems	Screen 4c - Variety of Environments				Screen 4d - Major New & Replacement Equip.	Screen 4e - A-46/ IPEEE Vulnerability	Screen 4f - Importance Contribution to Risk		Type Code
							Category	Inspection ?	Safety Function	EPRI 21 Category	System	High Rad?	Moisture	Temp.	Inside ?			RAW of COMP	FVI of COMP	
EF12D	MCC EF12D in Low Voltage Switchgear Room 1	AUXB	603	428		Added Panels	Cat 1	NO	AC power	1. Motor Control Centers	AC Low V	NO	DRY	COOL	Yes					MCC
EF15	MCC EF15	AUXB	603	429A		Internal PRA	Cat 1	NO	AC power	1. Motor Control Centers	480	NO	DRY	COOL	Yes			1.015	3.226E-07	MCC
EI-6271	BUS D1P VOLTMETER	AUXB	623	505		IPEEE SSEL	Cat 1	NO	DC power	20. Instrument and Control Panels	DC power	NO	DRY	COOL	Yes					VOLTMETER
EI-6272	BUS D2N VOLTMETER	AUXB	623	505		IPEEE SSEL	Cat 1	NO	DC power	20. Instrument and Control Panels	DC power	NO	DRY	COOL	Yes					VOLTMETER
EI-6275	BUS D1N VOLTMETER	AUXB	623	505		IPEEE SSEL	Cat 1	NO	DC power	20. Instrument and Control Panels	DC power	NO	DRY	COOL	Yes					VOLTMETER
EI-6276	BUS D2P VOLTMETER	AUXB	623	502		IPEEE SSEL	Cat 1	NO	DC power	20. Instrument and Control Panels	DC power	NO	DRY	COOL	Yes					VOLTMETER
ESUMP	EMERGENCY SUMP BLOCKED	CTMT9	CTMT9	CTMT9		Internal PRA	Cat 1	NO	RCS Heat Removal	Structure	Structure	YES	DRY	WAR M	Yes			65.417	1.422E-03	Cat 1 structure
F1	BUS F1, Low Voltage Switchgear	AUXB	603	428	Screens 1, 2, 3, 4a, 4b, 4e, 4f	Internal PRA & IPEEE SSEL	Cat 1	NO	AC power	2. Low Voltage Switchgear	480	NO	DRY	COOL	Yes		YES	37.757	8.182E-04	480v bus
F1-2	Traveling water screen F1-2	INTK	585	50	Screens 1, 2, 3, 4a, 4b, 4c	EPRI Tables B-1.2	Cat 1	NO	SW&CCW	0. Other	SW	NO	DAMP	COOL	Yes					
F108-1	EDG 1-1 INTAKE FILTER	AUXB	585	318	Screens 1, 2, 3, 4a, 4b	IPEEE SSEL	Cat 1	NO	AC power	0c. Other - sub-component	EDG	NO	DRY	COOL	Yes					FILTER
F11A	MCC F11A	AUXB	603	427	Screens 1, 2, 3, 4a, 4b, 4e, 4f	Internal PRA	Cat 1	NO	AC power	1. Motor Control Centers	480	NO	DRY	COOL	Yes		YES	8.609	1.684E-04	MCC
F1-2	Traveling water screen F1-2	INTK	585	50	Screens 1, 2, 3, 4a, 4b, 4c	EPRI Tables B-1.2	Cat 1	NO	SW&CCW	0. Other	SW	NO	DAMP	COOL	Yes					
F11B	MCC F11B	AUXB	603	405		Internal PRA	Cat 1	NO	AC power	1. Motor Control Centers	480	NO	DRY	COOL	Yes			2.619	3.606E-05	MCC

Table 4-1: Base List 1 – The Equipment Coming Out of Screen #3 and Entering Screen #4, for Five Safety Functions

Equipment ID	Description	Building	Elevation	Room#	Reason for Selection into SWEL 1	SSC Source	Screen 1 Seismic Category 1	Screen 2 Regularly Inspected ?	Screen 3 Support for 5 Safety Functions	Screen 4a Variety of Types of Equip.	Screen 4b Variety of Systems	Screen 4c - Variety of Environments				Screen 4d - Major New & Replacement Equip.	Screen 4e – A-46/ IPEEE Vulnerability	Screen 4f - Importance Contribution to Risk		Type Code
							Category	Inspection ?	Safety Function	EPRI 21 Category	System	High Rad?	Moisture	Temp.	Inside ?			RAW of COMP	FVI of COMP	
F11C	MCC F11C	AUXB	565	236		Internal PRA	Cat 1	NO	AC power	1. Motor Control Centers	480	NO	DRY	COOL	Yes		YES	2.366	3.097E-05	MCC
F11D	MCC F11D	AUXB	565	227		Internal PRA	Cat 1	NO	AC power	1. Motor Control Centers	480	NO	DRY	COOL	Yes			2.619	3.606E-05	MCC
F11E	MCC F11E	AUXB	545	101		Internal PRA	Cat 1	NO	AC power	1. Motor Control Centers	480	NO	DRY	COOL	Yes			4.284	7.277E-05	MCC
F12A	MCC F12A	AUXB	603	428	Screens 1, 2, 3, 4a, 4b, 4f	Internal PRA	Cat 1	NO	AC power	1. Motor Control Centers	480	NO	DRY	COOL	Yes			21.275	4.585E-04	MCC
F12B	MCC F12B	AUXB	585	319		Internal PRA	Cat 1	NO	AC power	1. Motor Control Centers	480	NO	DRY	COOL	Yes			3.895	6.632E-05	MCC
F12C	MCC F12C	INTK	576	52		Internal PRA	Cat 1	NO	AC power	1. Motor Control Centers	480	NO	DRY	WAR M	Yes			4.446	7.825E-05	MCC
F12D	MCC F12D	INTK	576	52	Screens 1, 2, 3, 4a, 4b, 4c, 4f	Internal PRA	Cat 1	NO	AC power	1. Motor Control Centers	480	NO	DRY	WAR M	Yes			1.287	6.193E-06	MCC
F14	MCC F14	AUXB	603	428		Internal PRA	Cat 1	NO	AC power	1. Motor Control Centers	480	NO	DRY	COOL	Yes			1.031	6.451E-07	MCC
F15	MCC F15	AUXB	603	428		Internal PRA	Cat 1	NO	AC power	1. Motor Control Centers	480	NO	DRY	COOL	Yes			1.015	3.226E-07	MCC
F15-1	SERVICE WATER STRAINER 1-1	INTK	585	52		IPEEE SSEL	Cat 1	NO	SW&CCW	0. Other	SW	NO	DRY	WAR M	Yes					STRAINER
F16A	MCC F16A	AUXB	603	428		Internal PRA	Cat 1	NO	AC power	1. Motor Control Centers	480	NO	DRY	COOL	Yes			1.075	1.677E-06	MCC
F21A	MCC F21A	AUXB	585	310		Internal PRA	Cat 1	NO	AC power	1. Motor Control Centers	480	NO	DRY	COOL	Yes					MCC
F21C	MCC F21C	AUXB	565	227		Internal PRA	Cat 1	NO	AC power	1. Motor Control Centers	480	NO	DRY	COOL	Yes					MCC
F23A	MCC F23A , Near Main Station Exhaust Fan	AUXB	623	515		Internal PRA	Cat 1	NO	AC power	1. Motor Control Centers	480	NO	DRY	COOL	Yes					MCC
F59-2	SEAL INJ FILTER 1-2 PLUGGED	AUXB	585	300		Internal PRA	Cat 1	NO	Reactivity Control	0c. Other - sub-component	MU	NO	DRY	COOL	Yes					FILTER

Table 4-1: Base List 1 – The Equipment Coming Out of Screen #3 and Entering Screen #4, for Five Safety Functions

Equipment ID	Description	Building	Elevation	Room#	Reason for Selection into SWEL 1	SSC Source	Screen 1 Seismic Category 1	Screen 2 Regularly Inspected ?	Screen 3 Support for 5 Safety Functions	Screen 4a Variety of Types of Equip.	Screen 4b Variety of Systems	Screen 4c - Variety of Environments				Screen 4d - Major New & Replacement Equip.	Screen 4e – A-46/ IPEEE Vulnerability	Screen 4f - Importance Contribution to Risk		Type Code
							Category	Inspection ?	Safety Function	EPRI 21 Category	System	High Rad?	Moisture	Temp.	Inside ?			RAW of COMP	FVI of COMP	
FD1056	FIRE DAMPER FD 1056	AUXB	603	429		Internal PRA	Cat 1	NO	HVAC	0. Other	HVAC	NO	DRY	COOL	Yes			1.100	1.258E-05	Fire damper
FD1060	FIRE DAMPER FD 1060	TURB	603	431		Internal PRA	Cat 1	NO	HVAC	0. Other	HVAC	NO	DRY	WAR M	Yes			1.100	1.258E-05	Fire damper
FD1062	FIRE DAMPER FD 1062	AUXB	603	428	screens 1, 2, 3, 4a, 4b, 4c, 4f	Internal PRA	Cat 1	NO	HVAC	0. Other	HVAC	NO	DRY	COOL	Yes			1.139	1.813E-05	Fire damper
FD1154	FIRE DAMPER FD 1154	AUXB	603	428		Internal PRA	Cat 1	NO	HVAC	0. Other	HVAC	NO	DRY	COOL	Yes			1.139	1.813E-05	Fire damper
FD1155	FIRE DAMPER FD 1155	AUXB	603	429		Internal PRA	Cat 1	NO	HVAC	0. Other	HVAC	NO	DRY	COOL	Yes			1.100	1.258E-05	Fire damper
FD1193	FIRE DAMPER FD1193	AUXB	623	516		Internal PRA	Cat 1	NO	HVAC	0. Other	HVAC	NO	DRY	COOL	Yes			1.015	2.322E-06	Fire damper
FI 6425	MU FLOW INDICATION FOR INJ LINE C	AUXB	623	505		IPEEE SSEL	Cat 1	NO	Reactivity Control	18. Instrument (on) Racks	MU	NO	DRY	COOL	Yes					FLOW INDICATOR
FI MU31	MU FLOW INDICATION FOR INJ LINE A	AUXB	623	505		IPEEE SSEL	Cat 1	NO	Reactivity Control	18. Instrument (on) Racks	MU	NO	DRY	COOL	Yes					FLOW INDICATOR
FIS 1422C	CC PMP 1-1 DISCH FLOW INDIC SW	AUXB	585	328		IPEEE SSEL	Cat 1	NO	RCS Heat Removal	18. Instrument (on) Racks	DH	NO	DRY	COOL	Yes					FLOW INDICATOR
FIS1422D	FLOW SWITCH FIS 1422D	AUXB	585	328		Internal PRA	Cat 1	NO	SW&CCW	18. Instrument (on) Racks	CCW	NO	DRY	COOL	Yes			1.088	2.903E-06	FLOW SWITCH
FIS1427C	FLOW SWITCH FIS 1427C OPERATES SPURIOUSLY HIGH	AUXB	585	328		Internal PRA	Cat 1	NO	SW&CCW	18. Instrument (on) Racks	CCW	NO	DRY	COOL	Yes			1.007	1.935E-07	FLOW SWITCH
FIS1427D	FLOW SWITCH FIS 1427D	AUXB	585	328		Internal PRA	Cat 1	NO	SW&CCW	18. Instrument (on) Racks	CCW	NO	DRY	COOL	Yes			1.007	1.935E-07	FLOW SWITCH
FIS1432C	FLOW SWITCH FIS 1432D	AUXB	585	328		Internal PRA	Cat 1	NO	SW&CCW	18. Instrument (on) Racks	CCW	NO	DRY	COOL	Yes			1.088	2.903E-06	FLOW SWITCH
FT 6425	MU FLOW TRANSMITTER FOR INJ LINE C	AUXB	545	105		IPEEE SSEL	Cat 1	NO	Reactivity Control	18. Instrument (on) Racks	MU	NO	DRY	COOL	Yes					FLOW TRANSMITTE R
FT DH2B	LP INJ LINE 1 FLOW TRANSMITTER	AUXB	545	105		IPEEE SSEL	Cat 1	NO	RCS Heat Removal	18. Instrument (on) Racks	DH	NO	DRY	COOL	Yes					FLOW TRANSMITTE R
FT HP3C	FLOW TRANSMITTER FOR HP-2C	AUXB	565	208		IPEEE SSEL	Cat 1	NO	Inventory Control	18. Instrument (on) Racks	HPI	NO	DRY	WAR M	Yes					FLOW TRANSMITTE R

Table 4-1: Base List 1 – The Equipment Coming Out of Screen #3 and Entering Screen #4, for Five Safety Functions

Equipment ID	Description	Building	Elevation	Room#	Reason for Selection into SWEL 1	SSC Source	Screen 1 Seismic Category 1	Screen 2 Regularly Inspected ?	Screen 3 Support for 5 Safety Functions	Screen 4a Variety of Types of Equip.	Screen 4b Variety of Systems	Screen 4c - Variety of Environments				Screen 4d - Major New & Replacement Equip.	Screen 4e - A-46/ IPEEE Vulnerability	Screen 4f - Importance Contribution to Risk		Type Code
							Category	Inspection ?	Safety Function	EPRI 21 Category	System	High Rad?	Moisture	Temp.	Inside ?			RAW of COMP	FVI of COMP	
FT HP3D	FLOW TRANSMITTER FOR HP-2D	AUXB	565	208		IPEEE SSEL	Cat 1	NO	Inventory Control	18. Instrument (on) Racks	HPI	NO	DRY	WAR M	Yes					FLOW TRANSMITTER
FT MU34	MU FLOW TRANSMITTER FOR INJ LINE A	AUXB	565	225		IPEEE SSEL	Cat 1	NO	Reactivity Control	18. Instrument (on) Racks	MU	NO	DRY	COOL	Yes					FLOW TRANSMITTER
FT-DH2B	LP INJ LINE 1 FLOW TRANSMITTER	AUXB	545	105		IPEEE SSEL	Cat 1	NO	Inventory Control	18. Instrument (on) Racks	HPI	NO	DRY	COOL	Yes					FLOW TRANSMITTER
FTHP3A	FLOW TRANSMITTER FT HP3A	AUXB	565	236		Internal PRA	Cat 1	NO	Inventory Control	18. Instrument (on) Racks	HPI	NO	DRY	COOL	Yes					FLOW TRANSMITTER
FTHP3B	FLOW TRANSMITTER FT HP3B	AUXB	565	236		Internal PRA	Cat 1	NO	Inventory Control	18. Instrument (on) Racks	HPI	NO	DRY	COOL	Yes					FLOW TRANSMITTER
FTHP3C	FLOW TRANSMITTER FT HP3C	AUXB	565	208	Screens 1, 2, 3, 4a, 4b, 4c	Internal PRA & IPEEE SSEL	Cat 1	NO	Inventory Control	18. Instrument (on) Racks	HPI	NO	DRY	WAR M	Yes					FLOW TRANSMITTER
FTHP3D	FLOW TRANSMITTER FT HP3D	AUXB	565	208		Internal PRA & IPEEE SSEL	Cat 1	NO	Inventory Control	18. Instrument (on) Racks	HPI	NO	DRY	WAR M	Yes					FLOW TRANSMITTER
FV6451	SOLENOID VALVE AF6451	AUXB	565	238	Screens 1, 2, 3, 4a, 4b, 4f	Internal PRA	Cat 1	NO	RCS Heat removal	8B. Solenoid Valves	AFW	NO	DRY	COOL	Yes			408.049	5.700E-03	solenoid valve
FV6452	LOGIC CARD	AUXB	565	237	Screens 1, 2, 3, 4a, 4b, 4f	Internal PRA & IPEEE SSEL	Cat 1	NO	RCS Heat removal	20A. Inst. in control panel/cabinet	AFW	NO	DRY	COOL	Yes			408.049	8.995E-03	logic card
FV6460	SOLENOID VALVE FW 6460	TURB	565	252		Internal PRA	Cat 1	NO	RCS Heat removal	8B. Solenoid Valves	AFW	NO	DAMP	WAR M	Yes			408.049	7.565E-04	solenoid valve
FW601	SG 1-2 ISOLATION VALVE FW601	AUXB	585	314		Internal PRA	Cat 1	NO	RCS Heat Removal	8A. Motor-Operated Valves	MFW	NO	DRY	COOL	Yes			1.008	3.226E-07	MOV
FW612	SG 1-1 ISOLATION VALVE FW612	AUXB	585	303		Internal PRA	Cat 1	NO	RCS Heat Removal	8A. Motor-Operated Valves	MFW	NO	DRY	COOL	Yes			1.011	1.477E-05	MOV
FW786	(DEPOWERED) MOV FW 786	AUXB	565	237		Internal PRA	Cat 1	NO	RCS Heat removal	0d. Other - check/manual valve	AFW	NO	DRY	COOL	Yes			1.252	2.581E-06	manual valve
FW790	(DEPOWERED) MOV FW 790	AUXB	565	238		Internal PRA	Cat 1	NO	RCS Heat removal	0d. Other - check/manual valve	AFW	NO	DRY	COOL	Yes			1.012	1.290E-07	manual valve

Table 4-1: Base List 1 – The Equipment Coming Out of Screen #3 and Entering Screen #4, for Five Safety Functions

Equipment ID	Description	Building	Elevation	Room#	Reason for Selection into SWEL 1	SSC Source	Screen 1 Seismic Category 1	Screen 2 Regularly Inspected ?	Screen 3 Support for 5 Safety Functions	Screen 4a Variety of Types of Equip.	Screen 4b Variety of Systems	Screen 4c - Variety of Environments				Screen 4d - Major New & Replacement Equip.	Screen 4e - A-46/ IPEEE Vulnerability	Screen 4f - Importance Contribution to Risk		Type Code
							Category	Inspection ?	Safety Function	EPRI 21 Category	System	High Rad?	Moisture	Temp.	Inside ?			RAW of COMP	FVI of COMP	
FW91	MANUAL VALVE FW91	AUXB	565	238		Internal PRA	Cat 1	NO	RCS Heat removal	0d. Other - check/manual valve	AFW	NO	DRY	COOL	Yes			1.003	1.290E-07	manual valve
FYI HP3C	FLOW INDICATOR FOR HP-2C	AUXB	623	505		IPEEE SSEL	Cat 1	NO	Inventory Control	18. Instrument (on) Racks	HPI	NO	DRY	COOL	Yes					FLOW INDICATOR
FYI HP3D	FLOW INDICATOR FOR HP-2D	AUXB	623	505		IPEEE SSEL	Cat 1	NO	Inventory Control	18. Instrument (on) Racks	HPI	NO	DRY	COOL	Yes					FLOW INDICATOR
HA-15	AIR COOLED COND UNIT 1 OUTLET ISOL VLV	AUXB	638	603		IPEEE SSEL	Cat 1	NO	HVAC	8A. Motor-Operated Valves	HVAC	NO	DRY	COOL	Yes					MOV
HA-17	AIR COOLED COND UNIT 1 INLET ISOL VLV	AUXB	638	603		IPEEE SSEL	Cat 1	NO	HVAC	8A. Motor-Operated Valves	HVAC	NO	DRY	COOL	Yes					MOV
HIS 100B	SFRCS CH 2 BLOCK SW	AUXB	623	505		IPEEE SSEL	Cat 1	NO	Pressure Control	20. Instrument and Control Panels	SFRCS	NO	DRY	COOL	Yes					SWITCH
HIS 100C	SFRCS CH 4 BLOCK SW	AUXB	623	505		IPEEE SSEL	Cat 1	NO	Pressure Control	20. Instrument and Control Panels	SFRCS	NO	DRY	COOL	Yes					SWITCH
HIS 101	HS FOR MSIV 101	AUXB	623	505		IPEEE SSEL	Cat 1	NO	pressure Control	20. Instrument and Control Panels	MSTM	NO	DRY	COOL	Yes					SWITCH
HIS 101B	SFRCS CH 1 BLOCK SW	AUXB	623	505		IPEEE SSEL	Cat 1	NO	Pressure Control	20. Instrument and Control Panels	SFRCS	NO	DRY	COOL	Yes					SWITCH
HIS 101C	SFRCS CH 3 BLOCK SW	AUXB	623	505		IPEEE SSEL	Cat 1	NO	Pressure Control	20. Instrument and Control Panels	SFRCS	NO	DRY	COOL	Yes					SWITCH
HIS 106A	AFP TURB 1-1 MS ISO VALVE SG 1-1 HIS	AUXB	623	505		IPEEE SSEL	Cat 1	NO	RCS Heat removal	20. Instrument and Control Panels	AFW	NO	DRY	COOL	Yes					SWITCH
HIS 1356	CTMT CLR 1 SW OUTLET VALVE HIS IN C5716	AUXB	623	505		IPEEE SSEL	Cat 1	NO	Containment function	20. Instrument and Control Panels	CAC	NO	DRY	COOL	Yes					SWITCH

Table 4-1: Base List 1 – The Equipment Coming Out of Screen #3 and Entering Screen #4, for Five Safety Functions

Equipment ID	Description	Building	Elevation	Room#	Reason for Selection into SWEL 1	SSC Source	Screen 1 Seismic Category 1	Screen 2 Regularly Inspected ?	Screen 3 Support for 5 Safety Functions	Screen 4a Variety of Types of Equip.	Screen 4b Variety of Systems	Screen 4c - Variety of Environments				Screen 4d - Major New & Replacement Equip.	Screen 4e – A-46/ IPEEE Vulnerability	Screen 4f - Importance Contribution to Risk		Type Code
							Category	Inspection ?	Safety Function	EPRI 21 Category	System	High Rad?	Moisture	Temp.	Inside ?			RAW of COMP	FVI of COMP	
HIS 1370	SW PMP 1 HAND INDIC SWITCH	AUXB	623	505		IPEEE SSEL	Cat 1	NO	SW&CCW	20. Instrument and Control Panels	SW	NO	DRY	COOL	Yes					SWITCH
HIS 1382	HIS FOR ISO VALVE SW1382	AUXB	623	505		IPEEE SSEL	Cat 1	NO	RCS Heat removal	20. Instrument and Control Panels	AFW	NO	DRY	COOL	Yes					SWITCH
HIS 1382B	HIS FOR ISO VALVE SW1382 LOC IN C3630	AUXB	585	324		IPEEE SSEL	Cat 1	NO	RCS Heat removal	20. Instrument and Control Panels	AFW	NO	DRY	COOL	Yes					SWITCH
HIS 1399	SW TO CLNG WTR HDR HIS	AUXB	623	505		IPEEE SSEL	Cat 1	NO	SW&CCW	20. Instrument and Control Panels	SW	NO	DRY	COOL	Yes					SWITCH
HIS 1407A	HS FOR CC-1407A	AUXB	623	505		IPEEE SSEL	Cat 1	NO	SW&CCW	20. Instrument and Control Panels	CCW	NO	DRY	COOL	Yes					SWITCH
HIS 1411A	HS FOR CC-1411A	AUXB	623	505		IPEEE SSEL	Cat 1	NO	SW&CCW	20. Instrument and Control Panels	CCW	NO	DRY	COOL	Yes					SWITCH
HIS 1414	CCW PMP 1 HAND INDIC SWITCH	AUXB	623	505		IPEEE SSEL	Cat 1	NO	SW&CCW	20. Instrument and Control Panels	CCW	NO	DRY	COOL	Yes					SWITCH
HIS 1424	CC HX 1 SW OUT ISO VLV HIS	AUXB	623	505		IPEEE SSEL	Cat 1	NO	SW&CCW	20. Instrument and Control Panels	CCW	NO	DRY	COOL	Yes					SWITCH
HIS 1467	DH RMVL CLR 1 CCW OUT HIS	AUXB	623	505		IPEEE SSEL	Cat 1	NO	SW&CCW	20. Instrument and Control Panels	CCW	NO	DRY	COOL	Yes					SWITCH
HIS 1471	EDG 1 CCW OUT HIS	AUXB	623	505		IPEEE SSEL	Cat 1	NO	SW&CCW	20. Instrument and Control Panels	CCW	NO	DRY	COOL	Yes					SWITCH
HIS 1517	DH PMP 1-1 NORM SUC ISO VLV HIS IN C5704	AUXB	623	505		IPEEE SSEL	Cat 1	NO	RCS Heat Removal	20. Instrument and Control Panels	DH	NO	DRY	COOL	Yes					SWITCH

Table 4-1: Base List 1 – The Equipment Coming Out of Screen #3 and Entering Screen #4, for Five Safety Functions

Equipment ID	Description	Building	Elevation	Room#	Reason for Selection into SWEL 1	SSC Source	Screen 1 Seismic Category 1	Screen 2 Regularly Inspected ?	Screen 3 Support for 5 Safety Functions	Screen 4a Variety of Types of Equip.	Screen 4b Variety of Systems	Screen 4c - Variety of Environments				Screen 4d - Major New & Replacement Equip.	Screen 4e - A-46/ IPEEE Vulnerability	Screen 4f - Importance Contribution to Risk		Type Code
							Category	Inspection ?	Safety Function	EPRI 21 Category	System	High Rad?	Moisture	Temp.	Inside ?			RAW of COMP	FVI of COMP	
HIS 1524	HS FOR HPI PUMP 1-1	AUXB	623	505		IPEEE SSEL	Cat 1	NO	Inventory Control	20. Instrument and Control Panels	HPI	NO	DRY	COOL	Yes					SWITCH
HIS 1567A	HS FOR CC-1567A	AUXB	623	505		IPEEE SSEL	Cat 1	NO	SW&CCW	20. Instrument and Control Panels	CCW	NO	DRY	COOL	Yes					SWITCH
HIS 1719A	HS FOR RC-1719A	AUXB	623	505		IPEEE SSEL	Cat 1	NO	Containment function	20. Instrument and Control Panels	CI	NO	DRY	COOL	Yes					SWITCH
HIS 1773A	HS FOR RC-1773A	AUXB	623	505		IPEEE SSEL	Cat 1	NO	Containment function	20. Instrument and Control Panels	CI	NO	DRY	COOL	Yes					SWITCH
HIS 200A	PRZR VNT VLV TO CTMT VNT VLV HIS	AUXB	623	505		IPEEE SSEL	Cat 1	NO	Pressure control	20. Instrument and Control Panels	RCS	NO	DRY	COOL	Yes					SWITCH
HIS 2012A	HS FOR DR-2012A	AUXB	623	505		IPEEE SSEL	Cat 1	NO	Containment Function	20. Instrument and Control Panels	Structure	NO	DRY	COOL	Yes					SWITCH
HIS 229A	HS FOR RC-229A	AUXB	623	505		IPEEE SSEL	Cat 1	NO	Pressure control	20. Instrument and Control Panels	RCS	NO	DRY	COOL	Yes					SWITCH
HIS 236	HS FOR NN-236	AUXB	623	505		IPEEE SSEL	Cat 1	NO	Operator	20. Instrument and Control Panels	Instrument	NO	DRY	COOL	Yes					SWITCH
HIS 239A	PRZR VAPOR SAMPLE ISO VALVE HIS	AUXB	623	505		IPEEE SSEL	Cat 1	NO	Pressure control	20. Instrument and Control Panels	RCS	NO	DRY	COOL	Yes					SWITCH
HIS 2733	DH PMP 1-1 SUCT FRM LP INJ LINE HIS	AUXB	623	505		IPEEE SSEL	Cat 1	NO	RCS Heat Removal	20. Instrument and Control Panels	DH	NO	DRY	COOL	Yes					SWITCH
HIS 2733A	SFAS LEVEL 3 BLOCK SWITCH	AUXB	623	505		IPEEE SSEL	Cat 1	NO	RCS Heat Removal	20. Instrument and Control Panels	DH	NO	DRY	COOL	Yes					SWITCH

Table 4-1: Base List 1 – The Equipment Coming Out of Screen #3 and Entering Screen #4, for Five Safety Functions

Equipment ID	Description	Building	Elevation	Room#	Reason for Selection into SWEL 1	SSC Source	Screen 1 Seismic Category 1	Screen 2 Regularly Inspected ?	Screen 3 Support for 5 Safety Functions	Screen 4a Variety of Types of Equip.	Screen 4b Variety of Systems	Screen 4c - Variety of Environments				Screen 4d - Major New & Replacement Equip.	Screen 4e - A-46/ IPEEE Vulnerability	Screen 4f - Importance Contribution to Risk		Type Code
							Category	Inspection ?	Safety Function	EPRI 21 Category	System	High Rad?	Moisture	Temp.	Inside ?			RAW of COMP	FVI of COMP	
HIS 2927	CTRM EMERG COND 1 SW OUTLT VLV	AUXB	623	505		IPEEE SSEL	Cat 1	NO	HVAC	20. Instrument and Control Panels	HVAC	NO	DRY	COOL	Yes					SWITCH
HIS 2929	SW TO INTAKE STRUCTURE VLV HIS	AUXB	623	505		IPEEE SSEL	Cat 1	NO	SW&CCW	20. Instrument and Control Panels	SW	NO	DRY	COOL	Yes					SWITCH
HIS 2931	SW TO CLNG TWR MU VLV HIS	AUXB	623	505		IPEEE SSEL	Cat 1	NO	SW&CCW	20. Instrument and Control Panels	SW	NO	DRY	COOL	Yes					SWITCH
HIS 3971	HS FOR MU 3971	AUXB	623	505		IPEEE SSEL	Cat 1	NO	Reactivity Control	20. Instrument and Control Panels	MU	NO	DRY	COOL	Yes					SWITCH
HIS 4823	CTRL RM EMER SYS COND 1 IN HIS (C6708)	AUXB	643	603		IPEEE SSEL	Cat 1	NO	HVAC	20. Instrument and Control Panels	HVAC	NO	DRY	COOL	Yes					SWITCH
HIS 4823A	CTRL RM EMER SYS COND 1 IN HIS	AUXB	643	603		IPEEE SSEL	Cat 1	NO	HVAC	20. Instrument and Control Panels	HVAC	NO	DRY	COOL	Yes					SWITCH
HIS 4824	CTRL RM EMER SYS COND 1 OUT HIS (C6708)	AUXB	643	603		IPEEE SSEL	Cat 1	NO	HVAC	20. Instrument and Control Panels	HVAC	NO	DRY	COOL	Yes					SWITCH
HIS 5011A	HS FOR CV-5011A	AUXB	623	505		IPEEE SSEL	Cat 1	NO	Containment function	20. Instrument and Control Panels	CI	NO	DRY	COOL	Yes					SWITCH
HIS 5011B	HS FOR CV-5011B	AUXB	623	505		IPEEE SSEL	Cat 1	NO	Containment function	20. Instrument and Control Panels	CI	NO	DRY	COOL	Yes					SWITCH
HIS 5011C	HS FOR CV-5011C	AUXB	623	505		IPEEE SSEL	Cat 1	NO	Containment function	20. Instrument and Control Panels	CI	NO	DRY	COOL	Yes					SWITCH
HIS 5011D	HS FOR CV-5011D	AUXB	623	505		IPEEE SSEL	Cat 1	NO	Containment function	20. Instrument and Control Panels	CI	NO	DRY	COOL	Yes					SWITCH

Table 4-1: Base List 1 – The Equipment Coming Out of Screen #3 and Entering Screen #4, for Five Safety Functions

Equipment ID	Description	Building	Elevation	Room#	Reason for Selection into SWEL 1	SSC Source	Screen 1 Seismic Category 1	Screen 2 Regularly Inspected ?	Screen 3 Support for 5 Safety Functions	Screen 4a Variety of Types of Equip.	Screen 4b Variety of Systems	Screen 4c - Variety of Environments				Screen 4d - Major New & Replacement Equip.	Screen 4e - A-46/ IPEEE Vulnerability	Screen 4f - Importance Contribution to Risk		Type Code
							Category	Inspection ?	Safety Function	EPRI 21 Category	System	High Rad?	Moisture	Temp.	Inside ?			RAW of COMP	FVI of COMP	
HIS 5011E	HS FOR CV-5011E	AUXB	623	505		IPEEE SSEL	Cat 1	NO	Containment function	20. Instrument and Control Panels	CI	NO	DRY	COOL	Yes					SWITCH
HIS 5031	CTMT COOLER FAN 1 HIS	AUXB	623	505		IPEEE SSEL	Cat 1	NO	Containment function	20. Instrument and Control Panels	CAC	NO	DRY	COOL	Yes					SWITCH
HIS 5070	HS FOR CV-5070	AUXB	623	505		IPEEE SSEL	Cat 1	NO	Containment function	20. Instrument and Control Panels	CVR	NO	DRY	COOL	Yes					SWITCH
HIS 5071	HS FOR CV-5071	AUXB	623	505		IPEEE SSEL	Cat 1	NO	Containment function	20. Instrument and Control Panels	CVR	NO	DRY	COOL	Yes					SWITCH
HIS 5072	HS FOR CV-5072	AUXB	623	505		IPEEE SSEL	Cat 1	NO	Containment function	20. Instrument and Control Panels	CVR	NO	DRY	COOL	Yes					SWITCH
HIS 5073	HS FOR CV-5073	AUXB	623	505		IPEEE SSEL	Cat 1	NO	Containment function	20. Instrument and Control Panels	CVR	NO	DRY	COOL	Yes					SWITCH
HIS 5074	HS FOR CV-5074	AUXB	623	505		IPEEE SSEL	Cat 1	NO	Containment function	20. Instrument and Control Panels	CVR	NO	DRY	COOL	Yes					SWITCH
HIS 5095	CCW LN 1 TO NON-ESSEN HDR HIS	AUXB	623	505		IPEEE SSEL	Cat 1	NO	SW&CCW	20. Instrument and Control Panels	CCW	NO	DRY	COOL	Yes					SWITCH
HIS 520A	AFP 1-1 GOV CTRL HIS, LOC IN C5709	AUXB	623	505		IPEEE SSEL	Cat 1	NO	RCS Heat removal	20. Instrument and Control Panels	AFW	NO	DRY	COOL	Yes					SWITCH
HIS 5261	EMERG VENT FAN 1-1 HIS	AUXB	623	505		IPEEE SSEL	Cat 1	NO	HVAC	20. Instrument and Control Panels	HVAC	NO	DRY	COOL	Yes					SWITCH
HIS 5261A	HIS FR EMERG VENT FAN INLT VLV	AUXB	623	505		IPEEE SSEL	Cat 1	NO	HVAC	20. Instrument and Control Panels	HVAC	NO	DRY	COOL	Yes					SWITCH

Table 4-1: Base List 1 – The Equipment Coming Out of Screen #3 and Entering Screen #4, for Five Safety Functions

Equipment ID	Description	Building	Elevation	Room#	Reason for Selection into SWEL 1	SSC Source	Screen 1 Seismic Category 1	Screen 2 Regularly Inspected ?	Screen 3 Support for 5 Safety Functions	Screen 4a Variety of Types of Equip.	Screen 4b Variety of Systems	Screen 4c - Variety of Environments				Screen 4d - Major New & Replacement Equip.	Screen 4e – A-46/ IPEEE Vulnerability	Screen 4f - Importance Contribution to Risk		Type Code
							Category	Inspection ?	Safety Function	EPRI 21 Category	System	High Rad?	Moisture	Temp.	Inside ?			RAW of COMP	FVI of COMP	
HIS 5301	HIS FOR AUX BLDG CTRM DMPR AIR	AUXB	623	505		IPEEE SSEL	Cat 1	NO	HVAC	20. Instrument and Control Panels	HVAC	NO	DRY	COOL	Yes					SWITCH
HIS 5889A	AFP TURB 1-1 STEAM INLET VALVE	AUXB	623	505	Screens 1, 2, 3, 4a, 4b	IPEEE SSEL	Cat 1	NO	RCS Heat removal	20. Instrument and Control Panels	AFW	NO	DRY	COOL	Yes					SWITCH
HIS 607	HS FOR SS-607 (SG 1-1 SAMPLE ISO VALVE)	AUXB	623	505		IPEEE SSEL	Cat 1	NO	Pressure control	20. Instrument and Control Panels	RCS	NO	DRY	COOL	Yes					SWITCH
HIS 612	HS FOR FW-612	AUXB	623	505		IPEEE SSEL	Cat 1	NO	RCS heat removal	20. Instrument and Control Panels	MFW	NO	DRY	COOL	Yes					SWITCH
HIS 6403	SFRCS/AFW MANUAL INITIATION SWITCH TRN 1	AUXB	623	505		IPEEE SSEL	Cat 1	NO	Pressure Control	20. Instrument and Control Panels	SFRCS	NO	DRY	COOL	Yes					SWITCH
HIS 6421	HS FOR MU-6421	AUXB	623	505		IPEEE SSEL	Cat 1	NO	Reactivity Control	20. Instrument and Control Panels	MU	NO	DRY	COOL	Yes					SWITCH
HIS 6831A	HS FOR DW-6831A	AUXB	623	505		IPEEE SSEL	Cat 1	NO	RCS heat removal	20. Instrument and Control Panels	Demin	NO	DRY	COOL	Yes					SWITCH
HIS 7528	SFAS CHANNEL 1 BLOCK SW	AUXB	623	505	Screens 1, 2, 3, 4a, 4b	IPEEE SSEL	Cat 1	NO	SFAS	20. Instrument and Control Panels	SFAS	NO	DRY	COOL	Yes					SWITCH
HIS 7529	SFAS CHANNEL 2 BLOCK SW	AUXB	623	505		IPEEE SSEL	Cat 1	NO	SFAS	20. Instrument and Control Panels	SFAS	NO	DRY	COOL	Yes					SWITCH
HIS 7530	SFAS CHANNEL 3 BLOCK SW	AUXB	623	505		IPEEE SSEL	Cat 1	NO	SFAS	20. Instrument and Control Panels	SFAS	NO	DRY	COOL	Yes					SWITCH
HIS 7531	SFAS CHANNEL 4 BLOCK SW	AUXB	623	505		IPEEE SSEL	Cat 1	NO	SFAS	20. Instrument and Control Panels	SFAS	NO	DRY	COOL	Yes					SWITCH

Table 4-1: Base List 1 – The Equipment Coming Out of Screen #3 and Entering Screen #4, for Five Safety Functions

Equipment ID	Description	Building	Elevation	Room#	Reason for Selection into SWEL 1	SSC Source	Screen 1 Seismic Category 1	Screen 2 Regularly Inspected ?	Screen 3 Support for 5 Safety Functions	Screen 4a Variety of Types of Equip.	Screen 4b Variety of Systems	Screen 4c - Variety of Environments				Screen 4d - Major New & Replacement Equip.	Screen 4e – A-46/ IPEEE Vulnerability	Screen 4f - Importance Contribution to Risk		Type Code
							Category	Inspection ?	Safety Function	EPRI 21 Category	System	High Rad?	Moisture	Temp.	Inside ?			RAW of COMP	FVI of COMP	
HIS CF1B	HS FOR NORM CF ISO VALVE CF-1B	AUXB	623	505		IPEEE SSEL	Cat 1	NO	Inventory Control	20. Instrument and Control Panels	CF	NO	DRY	COOL	Yes					SWITCH
HIS MU2A	HS FOR MU-2A	AUXB	623	505		IPEEE SSEL	Cat 1	NO	Reactivity Control	20. Instrument and Control Panels	MU	NO	DRY	COOL	Yes					SWITCH
HIS MU2B	RC LETDOWN COOLERS INLET VALVE HIS	AUXB	623	505		IPEEE SSEL	Cat 1	NO	Pressure control	20. Instrument and Control Panels	RCS	NO	DRY	COOL	Yes					SWITCH
HIS MU38	RCP SEAL RETURN ISO VALVE HIS IN C5717	AUXB	623	505		IPEEE SSEL	Cat 1	NO	Reactivity Control	20. Instrument and Control Panels	MU	NO	DRY	COOL	Yes					SWITCH
HIS MU59A	HS FOR MU59A	AUXB	623	505		IPEEE SSEL	Cat 1	NO	Reactivity Control	20. Instrument and Control Panels	MU	NO	DRY	COOL	Yes					SWITCH
HIS MU59B	HS FOR MU59B	AUXB	623	505		IPEEE SSEL	Cat 1	NO	Reactivity Control	20. Instrument and Control Panels	MU	NO	DRY	COOL	Yes					SWITCH
HIS MU59C	HS FOR MU59C	AUXB	623	505		IPEEE SSEL	Cat 1	NO	Reactivity Control	20. Instrument and Control Panels	MU	NO	DRY	COOL	Yes					SWITCH
HIS MU59D	HS FOR MU59D	AUXB	623	505		IPEEE SSEL	Cat 1	NO	Reactivity Control	20. Instrument and Control Panels	MU	NO	DRY	COOL	Yes					SWITCH
HIS MU66A	RCP SEAL INJECTION MU66A HIS	AUXB	623	505		IPEEE SSEL	Cat 1	NO	Pressure control	20. Instrument and Control Panels	RCS	NO	DRY	COOL	Yes					SWITCH
HIS MU66B	RCP SEAL INJECTION MU66B HIS	AUXB	623	505		IPEEE SSEL	Cat 1	NO	Pressure control	20. Instrument and Control Panels	RCS	NO	DRY	COOL	Yes					SWITCH
HIS MU66C	RCP SEAL INJECTION MU66C HIS	AUXB	623	505		IPEEE SSEL	Cat 1	NO	Pressure control	20. Instrument and Control Panels	RCS	NO	DRY	COOL	Yes					SWITCH

Table 4-1: Base List 1 – The Equipment Coming Out of Screen #3 and Entering Screen #4, for Five Safety Functions

Equipment ID	Description	Building	Elevation	Room#	Reason for Selection into SWEL 1	SSC Source	Screen 1 Seismic Category 1	Screen 2 Regularly Inspected ?	Screen 3 Support for 5 Safety Functions	Screen 4a Variety of Types of Equip.	Screen 4b Variety of Systems	Screen 4c - Variety of Environments				Screen 4d - Major New & Replacement Equip.	Screen 4e – A-46/ IPEEE Vulnerability	Screen 4f - Importance Contribution to Risk		Type Code
							Category	Inspection ?	Safety Function	EPRI 21 Category	System	High Rad?	Moisture	Temp.	Inside ?			RAW of COMP	FVI of COMP	
HIS MU66D	RCP SEAL INJECTION MU66D HIS	AUXB	623	505		IPEEE SSEL	Cat 1	NO	Pressure control	20. Instrument and Control Panels	RCS	NO	DRY	COOL	Yes					SWITCH
HIS NC251	DG RM SUPPLY FAN 1-1	AUXB	585	318		IPEEE SSEL	Cat 1	NO	HVAC	20. Instrument and Control Panels	HVAC	NO	DRY	COOL	Yes					SWITCH
HIS NC252	DG RM SUPPLY FAN 1-2	AUXB	585	318		IPEEE SSEL	Cat 1	NO	HVAC	20. Instrument and Control Panels	HVAC	NO	DRY	COOL	Yes					SWITCH
HIS NC314	ECCS RM CLR FAN 1-4 SW	AUXB	545	105		IPEEE SSEL	Cat 1	NO	HVAC	20. Instrument and Control Panels	HVAC	NO	DRY	COOL	Yes					SWITCH
HIS NC315	ECCS RM CLR FAN 1-5 SW	AUXB	545	105		IPEEE SSEL	Cat 1	NO	HVAC	20. Instrument and Control Panels	HVAC	NO	DRY	COOL	Yes					SWITCH
HIS NC711	LOW VOLT SWGR RM VENT FAN 1-1	AUXB	603	429		IPEEE SSEL	Cat 1	NO	HVAC	20. Instrument and Control Panels	HVAC	NO	DRY	COOL	Yes					SWITCH
HIS NC751	CCW PMP RM VNT FAN 1-1 LOC....	AUXB	585	328		IPEEE SSEL	Cat 1	NO	HVAC	20. Instrument and Control Panels	HVAC	NO	DRY	COOL	Yes					SWITCH
HIS NC781	BATTERY RM VENT FAN 1-1	AUXB	603	429		IPEEE SSEL	Cat 1	NO	HVAC	20. Instrument and Control Panels	HVAC	NO	DRY	COOL	Yes					SWITCH
HIS NP1951	EDG FUEL OIL ST TK 1-1 PUMP HIS	YARD	585	603		IPEEE SSEL	Cat 1	NO	AC power	20. Instrument and Control Panels	EDG	NO	DRY	COOL	Yes					SWITCH
HIS NP1951A	EDG FUEL OIL ST TK 1-1 PUMP HIS	AUXB	585	320		IPEEE SSEL	Cat 1	NO	AC power	20. Instrument and Control Panels	EDG	NO	DRY	COOL	Yes					SWITCH
HIS NP1971	HS FOR P197-1	AUXB	545	UNK		IPEEE SSEL	Cat 1	NO	Reactivity Control	20. Instrument and Control Panels	MU	#N/A	#N/A	#N/A	#N/A					SWITCH

Table 4-1: Base List 1 – The Equipment Coming Out of Screen #3 and Entering Screen #4, for Five Safety Functions

Equipment ID	Description	Building	Elevation	Room#	Reason for Selection into SWEL 1	SSC Source	Screen 1 Seismic Category 1	Screen 2 Regularly Inspected ?	Screen 3 Support for 5 Safety Functions	Screen 4a Variety of Types of Equip.	Screen 4b Variety of Systems	Screen 4c - Variety of Environments				Screen 4d - Major New & Replacement Equip.	Screen 4e - A-46/ IPEEE Vulnerability	Screen 4f - Importance Contribution to Risk		Type Code
							Category	Inspection ?	Safety Function	EPRI 21 Category	System	High Rad?	Moisture	Temp.	Inside ?			RAW of COMP	FVI of COMP	
HIS NP1972	HS FOR P197-2	AUXB	545	UNK		IPEEE SSEL	Cat 1	NO	Reactivity Control	20. Instrument and Control Panels	MU	#N/A	#N/A	#N/A	#N/A					SWITCH
HIS NV0645	HS FOR CV-645B	AUXB	603	402		IPEEE SSEL	Cat 1	NO	Operator	20. Instrument and Control Panels	Instrum ent	NO	DRY	COOL	Yes					SWITCH
HIS RC2-6	RC PRZR AUTO VENT TO QUENCH TANK HIS	AUXB	623	505		IPEEE SSEL	Cat 1	NO	Pressure control	20. Instrument and Control Panels	RCS	NO	DRY	COOL	Yes					SWITCH
HIS RC2-7	PRESSURIZER HEATER CTRL SELECT HIS	AUXB	585	324		IPEEE SSEL	Cat 1	NO	Pressure control	20. Instrument and Control Panels	RCS	NO	DRY	COOL	Yes					SWITCH
HIS RC2-A	RC PRESSURIZER ESSEN BNK 1 HTR CTRL HIS	AUXB	623	505		IPEEE SSEL	Cat 1	NO	Pressure control	20. Instrument and Control Panels	RCS	NO	DRY	COOL	Yes					SWITCH
HISDH11	NORM DH SUCTN ISO VLV DH 11 HIS IN C5704	AUXB	623	505		IPEEE SSEL	Cat 1	NO	Pressure control/RCS Heat Removal	20. Instrument and Control Panels	DH	NO	DRY	COOL	Yes					SWITCH
HISDH11A	NORM DH SUCTN ISO VLV HIS IN 5704	AUXB	623	505		IPEEE SSEL	Cat 1	NO	Pressure control/RCS Heat Removal	20. Instrument and Control Panels	DH	NO	DRY	COOL	Yes					SWITCH
HISDH12	NORM DH SUCTN ISO VLV DH12 HIS IN C5704	AUXB	623	505		IPEEE SSEL	Cat 1	NO	Pressure control/RCS Heat Removal	20. Instrument and Control Panels	DH	NO	DRY	COOL	Yes					SWITCH
HISDH12A	NORM DH SUCTN ISO VLV HIS IN C5704	AUXB	623	505		IPEEE SSEL	Cat 1	NO	Pressure control/RCS Heat Removal	20. Instrument and Control Panels	DH	NO	DRY	COOL	Yes					SWITCH
HISDH1A	HAND SWITCH HISDH1A	AUXB	623	505		Internal PRA	Cat 1	NO	RCS Heat Removal	20. Instrument and Control Panels	DH	NO	DRY	COOL	Yes			1.081	1.355E-06	HAND SWITCH
HISDH1A2	HAND SWITCH HISDH1A-2	AUXB	623	502		Internal PRA	Cat 1	NO	RCS Heat Removal	20. Instrument and Control Panels	DH	NO	DRY	COOL	Yes			1.081	1.355E-06	HAND SWITCH

Table 4-1: Base List 1 – The Equipment Coming Out of Screen #3 and Entering Screen #4, for Five Safety Functions

Equipment ID	Description	Building	Elevation	Room#	Reason for Selection into SWEL 1	SSC Source	Screen 1 Seismic Category 1	Screen 2 Regularly Inspected ?	Screen 3 Support for 5 Safety Functions	Screen 4a Variety of Types of Equip.	Screen 4b Variety of Systems	Screen 4c - Variety of Environments				Screen 4d - Major New & Replacement Equip.	Screen 4e - A-46/ IPEEE Vulnerability	Screen 4f - Importance Contribution to Risk		Type Code
							Category	Inspection ?	Safety Function	EPRI 21 Category	System	High Rad?	Moisture	Temp.	Inside ?			RAW of COMP	FVI of COMP	
HISDH1B	HAND SWITCH HISDH1B	AUXB	623	505		Internal PRA & IPEEE SSEL	Cat 1	NO	RCS Heat removal	20. Instrument and Control Panels	DH	NO	DRY	COOL	Yes			1.081	1.355E-06	HAND SWITCH
HISDH1B2	ISO VLV HVDH1B DISCONN HIS IN C5716	AUXB	623	502		Internal PRA & IPEEE SSEL	Cat 1	NO	RCS Heat removal	20. Instrument and Control Panels	DH	NO	DRY	COOL	Yes			1.081	1.355E-06	HAND SWITCH
HISDH64	HS FOR DH-64	AUXB	623	505		IPEEE SSEL	Cat 1	NO	Inventory Control/ Decay Heat Removal	20. Instrument and Control Panels	DH	NO	DRY	COOL	Yes					SWITCH
HISDH6B	DH PUMP 1-1 HAND INDICATING SWITCH	AUXB	623	505		IPEEE SSEL	Cat 1	NO	RCS Heat removal	20. Instrument and Control Panels	DH	NO	DRY	COOL	Yes					SWITCH
HISDH9B	HS FOR DH-9B	AUXB	623	505		IPEEE SSEL	Cat 1	NO	Inventory Control/ Decay Heat Removal	20. Instrument and Control Panels	DH	NO	DRY	COOL	Yes					SWITCH
HISHP2A	HAND SWITCH HISHP2A	AUXB	623	505		Internal PRA	Cat 1	NO	Inventory Control	20. Instrument and Control Panels	HPI	NO	DRY	COOL	Yes					HAND SWITCH
HISHP2B	HAND SWITCH HISHP2B	AUXB	623	505		Internal PRA	Cat 1	NO	Inventory Control	20. Instrument and Control Panels	HPI	NO	DRY	COOL	Yes			1.051	8.387E-07	HAND SWITCH
HISHP2C	HAND SWITCH HISHP2C	AUXB	623	505		Internal PRA & IPEEE SSEL	Cat 1	NO	Inventory Control	20. Instrument and Control Panels	HPI	NO	DRY	COOL	Yes					HAND SWITCH
HISHP2C1	SFAS LEVEL 2 BLOCK FOR HP-2C	AUXB	623	505		IPEEE SSEL	Cat 1	NO	SFAS	20. Instrument and Control Panels	SFAS	NO	DRY	COOL	Yes					SWITCH
HISHP2D	HAND SWITCH HISHP2D	AUXB	623	505		Internal PRA & IPEEE SSEL	Cat 1	NO	Inventory Control	20. Instrument and Control Panels	HPI	NO	DRY	COOL	Yes					HAND SWITCH
HISHP2D1	SFAS LEVEL 2 BLOCK FOR HP-2D	AUXB	623	505		IPEEE SSEL	Cat 1	NO	SFAS	20. Instrument and Control Panels	SFAS	NO	DRY	COOL	Yes					SWITCH

Table 4-1: Base List 1 – The Equipment Coming Out of Screen #3 and Entering Screen #4, for Five Safety Functions

Equipment ID	Description	Building	Elevation	Room#	Reason for Selection into SWEL 1	SSC Source	Screen 1 Seismic Category 1	Screen 2 Regularly Inspected ?	Screen 3 Support for 5 Safety Functions	Screen 4a Variety of Types of Equip.	Screen 4b Variety of Systems	Screen 4c - Variety of Environments				Screen 4d - Major New & Replacement Equip.	Screen 4e - A-46/ IPEEE Vulnerability	Screen 4f - Importance Contribution to Risk		Type Code
							Category	Inspection ?	Safety Function	EPRI 21 Category	System	High Rad?	Moisture	Temp.	Inside ?			RAW of COMP	FVI of COMP	
HISHP32	HS FOR HP-32	AUXB	623	505		IPEEE SSEL	Cat 1	NO	Inventory Control	20. Instrument and Control Panels	HPI	NO	DRY	COOL	Yes					SWITCH
HISICS11B	HS FOR ICS11B	AUXB	623	505		IPEEE SSEL	Cat 1	NO	RCS Heat removal	20. Instrument and Control Panels	ICS	NO	DRY	COOL	Yes					SWITCH
HISMU24A	HS FOR MUP 1	AUXB	623	505		IPEEE SSEL	Cat 1	NO	Reactivity Control/ Inventory Control	20. Instrument and Control Panels	MU	NO	DRY	COOL	Yes					SWITCH
HISMU24A 1	HS FOR MUP 1-1 MN OIL PMP P-371B	AUXB	623	505		IPEEE SSEL	Cat 1	NO	Reactivity Control/ Inventory Control	20. Instrument and Control Panels	MU	NO	DRY	COOL	Yes					SWITCH
HP10	CHECK VALVE HP 10	AUXB	545	105		Internal PRA	Cat 1	NO	Inventory Control	0d. Other - check/manual valve	HPI	NO	DRY	COOL	Yes			62.887	6.026E-04	check valve
HP11	CHECK VALVE HP 11	AUXB	545	113		Internal PRA	Cat 1	NO	Inventory Control	0d. Other - check/manual valve	HPI	NO	DRY	COOL	Yes			62.887	4.512E-04	check valve
HP12	MANUAL VALVE HP 12	AUXB	545	105		Internal PRA	Cat 1	NO	Inventory Control	0d. Other - check/manual valve	HPI	NO	DRY	COOL	Yes			2.190	3.561E-05	manual valve
HP13	MANUAL VALVE HP 13	AUXB	545	115		Internal PRA	Cat 1	NO	Inventory Control	0d. Other - check/manual valve	HPI	NO	DRY	COOL	Yes			2.012	3.019E-05	manual valve
HP22	CHECK VALVE HP 22	AUXB	545	105		Internal PRA	Cat 1	NO	Inventory Control	0d. Other - check/manual valve	HPI	NO	DRY	COOL	Yes			63.870	3.113E-04	check valve
HP23	CHECK VALVE HP 23	AUXB	545	115		Internal PRA	Cat 1	NO	Inventory Control	0d. Other - check/manual valve	HPI	NO	DRY	COOL	Yes			63.870	6.244E-04	check valve
HP24	MANUAL VALVE HP 24	AUXB	545	105		Internal PRA	Cat 1	NO	Inventory Control	0d. Other - check/manual valve	HPI	NO	DRY	COOL	Yes			2.190	3.561E-05	manual valve
HP25	MANUAL VALVE HP 25	AUXB	545	115		Internal PRA	Cat 1	NO	Inventory Control	0d. Other - check/manual valve	HPI	NO	DRY	COOL	Yes			2.012	3.019E-05	manual valve
HP2A	MOTOR OPERATED VALVE HP-2A	AUXB	565	236		LERF EQ	Cat 1	NO	Containment function	8A. Motor-Operated Valves	HPI	NO	DRY	COOL	Yes			64.000	4.191E-04	MOV

Table 4-1: Base List 1 – The Equipment Coming Out of Screen #3 and Entering Screen #4, for Five Safety Functions

Equipment ID	Description	Building	Elevation	Room#	Reason for Selection into SWEL 1	SSC Source	Screen 1 Seismic Category 1	Screen 2 Regularly Inspected ?	Screen 3 Support for 5 Safety Functions	Screen 4a Variety of Types of Equip.	Screen 4b Variety of Systems	Screen 4c - Variety of Environments				Screen 4d - Major New & Replacement Equip.	Screen 4e - A-46/ IPEEE Vulnerability	Screen 4f - Importance Contribution to Risk		Type Code
							Category	Inspection ?	Safety Function	EPRI 21 Category	System	High Rad?	Moisture	Temp.	Inside ?			RAW of COMP	FVI of COMP	
HP2B	MOTOR OPERATED VALVE HP-2B	AUXB	565	236	Screens 1, 2, 3, 4a, 4b	IPEEE SSEL & LERF EQ	Cat 1	NO	Reactivity Control/Containment function	8A. Motor-Operated Valves	HPI	NO	DRY	COOL	Yes			64.000	4.763E-04	MOV
HP2C	MOTOR OPERATED VALVE HP-2C	AUXB	565	208	Screens 1, 2, 3, 4a, 4b, 4c, 4f	IPEEE SSEL & LERF EQ	Cat 1	NO	Inventory Control	8A. Motor-Operated Valves	HPI	NO	DRY	WAR M	Yes			64.000	4.219E-04	MOV
HP2D	MOTOR OPERATED VALVE HP-2D	AUXB	565	208		IPEEE SSEL & LERF EQ	Cat 1	NO	Inventory Control	8A. Motor-Operated Valves	HPI	NO	DRY	WAR M	Yes			64.000	4.219E-04	MOV
HP31	STOP-CHECK HP 31	AUXB	545	115		Internal PRA	Cat 1	NO	Inventory Control	0d. Other - check/manual valve	HPI	NO	DRY	COOL	Yes			63.070	4.133E-03	stop check valve
HP32	STOP-CHECK HP 32	AUXB	545	105		Internal PRA & IPEEE SSEL	Cat 1	NO	Inventory Control	0d. Other - check/manual valve	HPI	NO	DRY	COOL	Yes			63.070	4.245E-03	stop check valve
HP33	CHECK VALVE HP 33	AUXB	545	105		Internal PRA	Cat 1	NO	Inventory Control	0d. Other - check/manual valve	HPI	NO	DRY	COOL	Yes			1.910	4.077E-05	check valve
HP35	MANUAL VALVE HP 35	AUXB	545	105		Internal PRA	Cat 1	NO	Inventory Control	0d. Other - check/manual valve	HPI	NO	DRY	COOL	Yes			1.898	2.677E-05	manual valve
HP39	MANUAL VALVE HP 39	AUXB	565	209		Internal PRA	Cat 1	NO	Inventory Control	0d. Other - check/manual valve	HPI	NO	DRY	COOL	Yes			2.029	3.058E-05	manual valve
HP48	STOP-CHECK HP48	CTMT9	565	216		LERF EQ	Cat 1	NO	Containment function	0d. Other - check/manual valve	HPI	YES	DRY	WAR M	Yes			2.680	1.199E-04	Stop check valve
HP49	STOP-CHECK HP 49	CTMT9	565	216		LERF EQ	Cat 1	NO	Containment function	0d. Other - check/manual valve	HPI	YES	DRY	WAR M	Yes			2.680	5.858E-05	Stop check valve
HP50	CHECK VALVE HP50	CTMT9	565	216		Internal PRA	Cat 1	NO	Inventory Control	0d. Other - check/manual valve	HPI	YES	DRY	WAR M	Yes			2.379	8.967E-06	check valve
HP51	CHECK VALVE HP 51	CTMT9	565	216		Internal PRA	Cat 1	NO	Inventory Control	0d. Other - check/manual valve	HPI	YES	DRY	WAR M	Yes			2.379	6.193E-06	check valve
HP56	STOP-CHECK HP 56	CTMT9	565	218		LERF EQ	Cat 1	NO	Containment function	0d. Other - check/manual valve	HPI	YES	DRY	WAR M	Yes			1.101	3.254E-04	Stop check valve

Table 4-1: Base List 1 – The Equipment Coming Out of Screen #3 and Entering Screen #4, for Five Safety Functions

Equipment ID	Description	Building	Elevation	Room#	Reason for Selection into SWEL 1	SSC Source	Screen 1 Seismic Category 1	Screen 2 Regularly Inspected ?	Screen 3 Support for 5 Safety Functions	Screen 4a Variety of Types of Equip.	Screen 4b Variety of Systems	Screen 4c - Variety of Environments				Screen 4d - Major New & Replacement Equip.	Screen 4e – A-46/ IPEEE Vulnerability	Screen 4f - Importance Contribution to Risk		Type Code
							Category	Inspection ?	Safety Function	EPRI 21 Category	System	High Rad?	Moisture	Temp.	Inside ?			RAW of COMP	FVI of COMP	
HP57	STOP-CHECK HP57	CTMT9	565	218		LERF EQ	Cat 1	NO	Containment function	0d. Other - check/manual valve	HPI	YES	DRY	WAR M	Yes			2.680	4.445E-05	Stop check valve
HP58	CHECK VALVE HP 58	CTMT9	565	218		Internal PRA	Cat 1	NO	Inventory Control	0d. Other - check/manual valve	HPI	YES	DRY	WAR M	Yes			1.273	3.254E-04	check valve
HP59	CHECK VALVE HP 59	CTMT9	565	218		Internal PRA	Cat 1	NO	Inventory Control	0d. Other - check/manual valve	HPI	YES	DRY	WAR M	Yes			2.379	5.742E-06	check valve
HP91	MANUAL VALVE HP91	AUXB	545	105		LERF EQ	Cat 1	NO	Containment function	0d. Other - check/manual valve	HPI	NO	DRY	COOL	Yes					Manual valve
HP92	MANUAL VALVE HP92	AUXB	545	105		LERF EQ	Cat 1	NO	Containment function	0d. Other - check/manual valve	HPI	NO	DRY	COOL	Yes					Manual valve
HS 4627	INCORE TEMP HAND SWITCH	AUXB	623	505		IPEEE SSEL	Cat 1	NO	Operator	20. Instrument and Control Panels	Instrument	NO	DRY	COOL	Yes					SWITCH
HS 4688	HAND SWITCH FR XHAUST FAN 1-1	INTK	585	52		IPEEE SSEL	Cat 1	NO	HVAC	20. Instrument and Control Panels	HVAC	NO	DRY	WAR M	Yes					SWITCH
HS 4698	HAND SWITCH FR XHAUST FN C99-2	INTK	585	52		IPEEE SSEL	Cat 1	NO	HVAC	20. Instrument and Control Panels	HVAC	NO	DRY	WAR M	Yes					SWITCH
HS 5902	HAND SWITCH FOR AFP ROOM 1 VENT FAN	AUXB	565	237		IPEEE SSEL	Cat 1	NO	HVAC	20. Instrument and Control Panels	HVAC	NO	DRY	COOL	Yes					SWITCH
HS 6453A	SG LVL/TEST SLCT HS FOR AFP 1-1 DISCH	AUXB	585	324		IPEEE SSEL	Cat 1	NO	RCS Heat removal	20. Instrument and Control Panels	AFW	NO	DRY	COOL	Yes					SWITCH
HS ICS38B	AFP TURB 1-1 CTRL SELECT HIS, IN C3630	AUXB	585	324		IPEEE SSEL	Cat 1	NO	RCS Heat removal	20. Instrument and Control Panels	AFW	NO	DRY	COOL	Yes					SWITCH
HS NI45	MANUAL TRIP SWITCH	AUXB	623	505		IPEEE SSEL	Cat 1	NO	Reactivity Control	20. Instrument and Control Panels	RPS	NO	DRY	COOL	Yes					SWITCH
HV-4906	CREVS COND 1 OUT MOTOR DRIVEN OPERATOR	AUXB	638	603		IPEEE SSEL	Cat 1	NO	HVAC	0. Other	HVAC	NO	DRY	COOL	Yes					MD OPERATOR

Table 4-1: Base List 1 – The Equipment Coming Out of Screen #3 and Entering Screen #4, for Five Safety Functions

Equipment ID	Description	Building	Elevation	Room#	Reason for Selection into SWEL 1	SSC Source	Screen 1 Seismic Category 1	Screen 2 Regularly Inspected ?	Screen 3 Support for 5 Safety Functions	Screen 4a Variety of Types of Equip.	Screen 4b Variety of Systems	Screen 4c - Variety of Environments				Screen 4d - Major New & Replacement Equip.	Screen 4e - A-46/ IPEEE Vulnerability	Screen 4f - Importance Contribution to Risk		Type Code
							Category	Inspection ?	Safety Function	EPRI 21 Category	System	High Rad?	Moisture	Temp.	Inside ?			RAW of COMP	FVI of COMP	
HV-5261	CTRM EMERG VENT FAN 1 INLT MDO	AUXB	638	603		IPEEE SSEL	Cat 1	NO	HVAC	0. Other	HVAC	NO	DRY	COOL	Yes		YES			MD OPERATOR
HV-5301A	CTRM COMPUT CONFER&COMP T SUP..	AUXB	638	603		IPEEE SSEL	Cat 1	NO	HVAC	7. Pneumatic-Operated Valves	HVAC	NO	DRY	COOL	Yes					PNEUMATIC OPERATOR
HV-5301B	CTRM CTRL CABNET RM Q PNEU OP	AUXB	638	603		IPEEE SSEL	Cat 1	NO	HVAC	7. Pneumatic-Operated Valves	HVAC	NO	DRY	COOL	Yes					PNEUMATIC OPERATOR
HV-5301C	CTRM CABLE SPRDNG RM Q PNEU OP	AUXB	638	603		IPEEE SSEL	Cat 1	NO	HVAC	7. Pneumatic-Operated Valves	HVAC	NO	DRY	COOL	Yes					PNEUMATIC OPERATOR
HV-5301D	CTRM I&C SHOP&KTCHN Q PNEU OP	AUXB	638	603		IPEEE SSEL	Cat 1	NO	HVAC	7. Pneumatic-Operated Valves	HVAC	NO	DRY	COOL	Yes					PNEUMATIC OPERATOR
HV-5301E	CTRM RTRN AIR FANS IN PNEU OP	AUXB	638	603		IPEEE SSEL	Cat 1	NO	HVAC	7. Pneumatic-Operated Valves	HVAC	NO	DRY	COOL	Yes					PNEUMATIC OPERATOR
HV-5301F	CTRM TOILET 2 EXH FAN PNEU OP	AUXB	638	603		IPEEE SSEL	Cat 1	NO	HVAC	7. Pneumatic-Operated Valves	HVAC	NO	DRY	COOL	Yes					PNEUMATIC OPERATOR
HV-5301G	CTRM TOILET EXH FAN PNEU OP	AUXB	638	603		IPEEE SSEL	Cat 1	NO	HVAC	7. Pneumatic-Operated Valves	HVAC	NO	DRY	COOL	Yes					PNEUMATIC OPERATOR
HV-5301H	CTRM KITCHEN EXH FAN PNEU OP	AUXB	638	603		IPEEE SSEL	Cat 1	NO	HVAC	7. Pneumatic-Operated Valves	HVAC	NO	DRY	COOL	Yes					PNEUMATIC OPERATOR
HV5305	MOTOR-OPERATED DAMPER HV 5305	AUXB	603	429		Internal PRA	Cat 1	NO	HVAC	0. Other	HVAC	NO	DRY	COOL	Yes			1.100	3.853E-04	motor damper
HV5305A	MOTOR-OPERATED DAMPER HV 5305A, L.V.S.G. RM 429 INTK A DAMP OP	AUXB	603	429		Internal PRA & IPEEE SSEL	Cat 1	NO	HVAC	0. Other	HVAC	NO	DRY	COOL	Yes			1.100	3.853E-04	motor damper
HV5305B	MOTOR-OPERATED DAMPER HV 5305B, L.V.S.G. RM INTK B DAMP OPER	AUXB	603	429		Internal PRA & IPEEE SSEL	Cat 1	NO	HVAC	0. Other	HVAC	NO	DRY	COOL	Yes			1.100	3.853E-04	motor damper
HV5314	MOTOR-OPERATED DAMPER HV 5314	AUXB	623	515	Screens 1, 2, 3, 4a, 4b	Internal PRA	Cat 1	NO	HVAC	0. Other	HVAC	NO	DRY	COOL	Yes			1.139	5.118E-04	motor damper

Table 4-1: Base List 1 – The Equipment Coming Out of Screen #3 and Entering Screen #4, for Five Safety Functions

Equipment ID	Description	Building	Elevation	Room#	Reason for Selection into SWEL 1	SSC Source	Screen 1 Seismic Category 1	Screen 2 Regularly Inspected ?	Screen 3 Support for 5 Safety Functions	Screen 4a Variety of Types of Equip.	Screen 4b Variety of Systems	Screen 4c - Variety of Environments				Screen 4d - Major New & Replacement Equip.	Screen 4e - A-46/ IPEEE Vulnerability	Screen 4f - Importance Contribution to Risk		Type Code
							Category	Inspection ?	Safety Function	EPRI 21 Category	System	High Rad?	Moisture	Temp.	Inside ?			RAW of COMP	FVI of COMP	
HV5314A	MOTOR-OPERATED DAMPER HV 5314A	AUXB	603	428		Internal PRA	Cat 1	NO	HVAC	0. Other	HVAC	NO	DRY	COOL	Yes			1.139	5.118E-04	motor damper
HV5329A	MOTOR DAMPER HV5329A	AUXB	585	318		Internal PRA & IPEEE SSEL	Cat 1	NO	AC power	0. Other	EDG	NO	DRY	COOL	Yes			2.039	4.098E-03	motor damper
HV5329B	MOTOR-OPERATED DAMPER HV5329B	AUXB	585	318		Internal PRA & IPEEE SSEL	Cat 1	NO	AC power	0. Other	EDG	NO	DRY	COOL	Yes			2.039	4.098E-03	motor damper
HV5329C	MOTOR DAMPER HV5329C	AUXB	585	318		Internal PRA & IPEEE SSEL	Cat 1	NO	AC power	0. Other	EDG	NO	DRY	COOL	Yes			2.039	4.098E-03	motor damper
HV5336A	MOTOR DAMPER HV5336A	AUXB	585	319		Internal PRA	Cat 1	NO	AC power	0. Other	EDG	NO	DRY	COOL	Yes			4.472	1.303E-02	motor damper
HV5336B	MOTOR-OPERATED DAMPER HV5336B	AUXB	585	319		Internal PRA	Cat 1	NO	AC power	0. Other	EDG	NO	DRY	COOL	Yes			4.472	1.303E-02	motor damper
HV5336C	MOTOR DAMPER HV5336C	AUXB	585	319		Internal PRA	Cat 1	NO	AC power	0. Other	EDG	NO	DRY	COOL	Yes			4.472	1.303E-02	motor damper
HV5361A	CABLE SPRDNG RM DMPR INLT OPER	AUXB	623	506		IPEEE SSEL	Cat 1	NO	HVAC	0. Other	HVAC	NO	DRY	COOL	Yes					MD OPERATOR
HV-5361B	CABLE SPRDND RM INLT DMPR OPER	AUXB	623	501		IPEEE SSEL	Cat 1	NO	HVAC	0. Other	HVAC	NO	DRY	COOL	Yes					MD OPERATOR
HV-5443A	CCP RM VNT FN 1 RM OUT DAMP OP	AUXB	585	328		IPEEE SSEL	Cat 1	NO	HVAC	0. Other	HVAC	NO	DRY	COOL	Yes					MD OPERATOR
HV-5443B	CCP RM VNT FN 1 RM IN DAMP OP	AUXB	585	328		IPEEE SSEL	Cat 1	NO	HVAC	0. Other	HVAC	NO	DRY	COOL	Yes					MD OPERATOR
HV5443C	OUTSIDE AIR DAMPER MD5443C	AUXB	585	328		Internal PRA & IPEEE SSEL	Cat 1	NO	SW&CCW	0. Other	CCW	NO	DRY	COOL	Yes			2.829	1.316E-05	motor damper
HV5444C	OUTSIDE AIR DAMPER HV 5444C	AUXB	585	328		Internal PRA	Cat 1	NO	SW&CCW	0. Other	CCW	NO	DRY	COOL	Yes			2.829	1.316E-05	motor damper

Table 4-1: Base List 1 – The Equipment Coming Out of Screen #3 and Entering Screen #4, for Five Safety Functions

Equipment ID	Description	Building	Elevation	Room#	Reason for Selection into SWEL 1	SSC Source	Screen 1 Seismic Category 1	Screen 2 Regularly Inspected ?	Screen 3 Support for 5 Safety Functions	Screen 4a Variety of Types of Equip.	Screen 4b Variety of Systems	Screen 4c - Variety of Environments				Screen 4d - Major New & Replacement Equip.	Screen 4e – A-46/ IPEEE Vulnerability	Screen 4f - Importance Contribution to Risk		Type Code
							Category	Inspection ?	Safety Function	EPRI 21 Category	System	High Rad?	Moisture	Temp.	Inside ?			RAW of COMP	FVI of COMP	
HV-5597	BAT RM A VENT TO ATM DAMP OPER	AUXB	603	429		IPEEE SSEL	Cat 1	NO	HVAC	0. Other	HVAC	NO	DRY	COOL	Yes					MD OPERATOR
IA563	CHECK VALVE IA563	AUXB	657	705		Internal PRA	Cat 1	NO	Compressed air	0d. Other - check/manual valve	IA	NO	DRY	COOL	Yes					check valve
IA564	CHECK VALVE IA564	AUXB	643	602		Internal PRA	Cat 1	NO	Compressed air	0d. Other - check/manual valve	IA	NO	DRY	HOT	Yes					check valve
IA600	CHECK VALVE IA600	AUXB	643	601		Internal PRA	Cat 1	NO	Compressed air	0d. Other - check/manual valve	IA	NO	DRY	HOT	Yes					check valve
IA608	CHECK VALVE IA608	AUXB	643	601		Internal PRA	Cat 1	NO	Compressed air	0d. Other - check/manual valve	IA	NO	DRY	HOT	Yes					check valve
IA627	CHECK VALVE IA627	AUXB	565	209		Internal PRA	Cat 1	NO	Compressed air	0d. Other - check/manual valve	IA	NO	DRY	COOL	Yes					check valve
IA-630	IA PCV FOR MU66D	AUXB	565	208		IPEEE SSEL	Cat 1	NO	Compressed air	7. Pneumatic-Operated Valves	IA	NO	DRY	WAR M	Yes					AOV
IA633	CHECK VALVE IA633	AUXB	565	209		Internal PRA	Cat 1	NO	Compressed air	0d. Other - check/manual valve	IA	NO	DRY	COOL	Yes					check valve
IA-636	IA PCV FOR MU66A	AUXB	565	208	Screens 1, 2, 3, 4a, 4b, 4c	IPEEE SSEL	Cat 1	NO	Compressed air	7. Pneumatic-Operated Valves	IA	NO	DRY	WAR M	Yes					AOV
IA645	CHECK VALVE IA645	AUXB	565	209		Internal PRA	Cat 1	NO	Compressed air	0d. Other - check/manual valve	IA	NO	DRY	COOL	Yes			1.000	1.290E-07	check valve
IA-648	IA PCV FOR MU38	AUXB	565	208		IPEEE SSEL	Cat 1	NO	Compressed air	7. Pneumatic-Operated Valves	IA	NO	DRY	WAR M	Yes					AOV
IA651	CHECK VALVE IA651	AUXB	565	209		Internal PRA	Cat 1	NO	Compressed air	0d. Other - check/manual valve	IA	NO	DRY	COOL	Yes					check valve
IA-654	IA PCV FOR MU66B	AUXB	565	208		IPEEE SSEL	Cat 1	NO	Compressed air	7. Pneumatic-Operated Valves	IA	NO	DRY	WAR M	Yes					AOV
IA657	CHECK VALVE IA657	AUXB	565	209		Internal PRA	Cat 1	NO	Compressed air	0d. Other - check/manual valve	IA	NO	DRY	COOL	Yes					check valve
IA-660	IA PCV FOR MU66C	AUXB	565	208		IPEEE SSEL	Cat 1	NO	Compressed air	7. Pneumatic-Operated Valves	IA	NO	DRY	WAR M	Yes					AOV

Table 4-1: Base List 1 – The Equipment Coming Out of Screen #3 and Entering Screen #4, for Five Safety Functions

Equipment ID	Description	Building	Elevation	Room#	Reason for Selection into SWEL 1	SSC Source	Screen 1 Seismic Category 1	Screen 2 Regularly Inspected ?	Screen 3 Support for 5 Safety Functions	Screen 4a Variety of Types of Equip.	Screen 4b Variety of Systems	Screen 4c - Variety of Environments				Screen 4d - Major New & Replacement Equip.	Screen 4e - A-46/ IPEEE Vulnerability	Screen 4f - Importance Contribution to Risk		Type Code
							Category	Inspection ?	Safety Function	EPRI 21 Category	System	High Rad?	Moisture	Temp.	Inside ?			RAW of COMP	FVI of COMP	
ICS 11BB	MANUAL VALVE	AUXB	623	500		IPEEE SSEL	Cat 1	NO	RCS heat removal	7. Pneumatic-Operated Valves	ICS	NO	DRY	WAR M	Yes				AOV	
ICS 11BD	AIR CONT VLV FOR ICS 11B	AUXB	643	601		IPEEE SSEL	Cat 1	NO	RCS heat removal	7. Pneumatic-Operated Valves	ICS	NO	DRY	HOT	Yes				AOV	
ICS-11A	ICS11A Atmosphere vent valve	AUXB	643	602	Screens 1, 2, 3, 4a, 4b, 4c, 4f	Internal PRA	Cat 1	NO	pressure Control	7. Pneumatic-Operated Valves	MSTM	NO	DRY	HOT	Yes		5.687	2.812E-02	atm vent valve	
ICS-11B	ICS11B	AUXB	643	601		Internal PRA & IPEEE SSEL	Cat 1	NO	pressure Control/ RCS heat removal	7. Pneumatic-Operated Valves	MSTM	NO	DRY	HOT	Yes		6.676	3.418E-02	atm vent valve	
IN LMT ZRL	IN LIMIT ZONE REFERENCE LIGHTS	AUXB	603	402		IPEEE SSEL	Cat 1	NO	Operator	20. Instrument and Control Panels	Instrum ent	NO	DRY	COOL	Yes				LIMIT ZONE REF. LIGHTS	
ISL5481A	CURRENT MONITOR RCP 1-1	AUXB	585	325		Internal PRA	Cat 1	NO	Inventory control	20A. Inst. in control panel/cabinet	RCS	NO	DRY	COOL	Yes				signal processor	
ISL5481B	CURRENT MONITOR RCP 1-1 S TO OPERATE	AUXB	585	323		Internal PRA	Cat 1	NO	Inventory control	20A. Inst. in control panel/cabinet	RCS	NO	DRY	COOL	Yes				signal processor	
ISL5481C	CURRENT MONITOR RCP 1-1	AUXB	585	324		Internal PRA	Cat 1	NO	Inventory control	20A. Inst. in control panel/cabinet	RCS	NO	DRY	COOL	Yes				signal processor	
ISL5481D	CURRENT MONITOR RCP 1-1 S TO OPERATE	AUXB	585	322		Internal PRA	Cat 1	NO	Inventory control	20A. Inst. in control panel/cabinet	RCS	NO	DRY	COOL	Yes				signal processor	
ISL5482A	CURRENT MONITOR RCP 1-2	AUXB	585	325		Internal PRA	Cat 1	NO	Inventory control	20A. Inst. in control panel/cabinet	RCS	NO	DRY	COOL	Yes				signal processor	
ISL5482B	CURRENT MONITOR RCP 1-2 S TO OPERATE	AUXB	585	323		Internal PRA	Cat 1	NO	Inventory control	20A. Inst. in control panel/cabinet	RCS	NO	DRY	COOL	Yes				signal processor	
ISL5482C	CURRENT MONITOR RCP 1-2	AUXB	585	324		Internal PRA	Cat 1	NO	Inventory control	20A. Inst. in control panel/cabinet	RCS	NO	DRY	COOL	Yes				signal processor	
ISL5482D	CURRENT MONITOR RCP 1-2 S TO OPERATE	AUXB	585	322		Internal PRA	Cat 1	NO	Inventory control	20A. Inst. in control panel/cabinet	RCS	NO	DRY	COOL	Yes				signal processor	

Table 4-1: Base List 1 – The Equipment Coming Out of Screen #3 and Entering Screen #4, for Five Safety Functions

Equipment ID	Description	Building	Elevation	Room#	Reason for Selection into SWEL 1	SSC Source	Screen 1 Seismic Category 1	Screen 2 Regularly Inspected ?	Screen 3 Support for 5 Safety Functions	Screen 4a Variety of Types of Equip.	Screen 4b Variety of Systems	Screen 4c - Variety of Environments				Screen 4d - Major New & Replacement Equip.	Screen 4e - A-46/ IPEEE Vulnerability	Screen 4f - Importance Contribution to Risk		Type Code
							Category	Inspection ?	Safety Function	EPRI 21 Category	System	High Rad?	Moisture	Temp.	Inside ?			RAW of COMP	FVI of COMP	
ISL5483A	CURRENT MONITOR RCP 2-1	AUXB	585	325		Internal PRA	Cat 1	NO	Inventory control	20A. Inst. in control panel/cabinet	RCS	NO	DRY	COOL	Yes					signal processor
ISL5483B	CURRENT MONITOR RCP 2-1 S TO OPERATE	AUXB	585	323		Internal PRA	Cat 1	NO	Inventory control	20A. Inst. in control panel/cabinet	RCS	NO	DRY	COOL	Yes					signal processor
ISL5483C	CURRENT MONITOR RCP 2-1	AUXB	585	324		Internal PRA	Cat 1	NO	Inventory control	20A. Inst. in control panel/cabinet	RCS	NO	DRY	COOL	Yes					signal processor
ISL5483D	CURRENT MONITOR RCP 2-1 S TO OPERATE	AUXB	585	322		Internal PRA	Cat 1	NO	Inventory control	20A. Inst. in control panel/cabinet	RCS	NO	DRY	COOL	Yes					signal processor
ISL5484A	CURRENT MONITOR RCP 2-2	AUXB	585	325		Internal PRA	Cat 1	NO	Inventory control	20A. Inst. in control panel/cabinet	RCS	NO	DRY	COOL	Yes					signal processor
ISL5484B	CURRENT MONITOR RCP 2-2 S TO OPERATE	AUXB	585	323		Internal PRA	Cat 1	NO	Inventory control	20A. Inst. in control panel/cabinet	RCS	NO	DRY	COOL	Yes					signal processor
ISL5484C	CURRENT MONITOR RCP 2-2	AUXB	585	324		Internal PRA	Cat 1	NO	Inventory control	20A. Inst. in control panel/cabinet	RCS	NO	DRY	COOL	Yes					signal processor
ISL5484D	CURRENT MONITOR RCP 2-2 S TO OPERATE	AUXB	585	322		Internal PRA	Cat 1	NO	Inventory control	20A. Inst. in control panel/cabinet	RCS	NO	DRY	COOL	Yes					signal processor
K1_1	CHNL 1 K1 RELAY	AUXB	623	502		Internal PRA	Cat 1	NO	Pressure Control	20A. Inst. in control panel/cabinet	SFRCS	NO	DRY	COOL	Yes					relay
K1_ER	CHNL 2 K1 RELAY	AUXB	623	502		Internal PRA	Cat 1	NO	Pressure Control	20A. Inst. in control panel/cabinet	SFRCS	NO	DRY	COOL	Yes					relay
K11_1	K11 RELAY	AUXB	623	502		Internal PRA	Cat 1	NO	Pressure Control	20A. Inst. in control panel/cabinet	SFRCS	NO	DRY	COOL	Yes			1.158	3.510E-05	relay
K11_2	K11 RELAY	AUXB	623	502		Internal PRA	Cat 1	NO	Pressure Control	20A. Inst. in control panel/cabinet	SFRCS	NO	DRY	COOL	Yes			1.123	2.729E-05	relay
K16_1	K16 RELAY	AUXB	623	502		Internal PRA	Cat 1	NO	Pressure Control	20A. Inst. in control panel/cabinet	SFRCS	NO	DRY	COOL	Yes					relay
K16_2	K16 RELAY	AUXB	623	502		Internal PRA	Cat 1	NO	Pressure Control	20A. Inst. in control panel/cabinet	SFRCS	NO	DRY	COOL	Yes					relay

Table 4-1: Base List 1 – The Equipment Coming Out of Screen #3 and Entering Screen #4, for Five Safety Functions

Equipment ID	Description	Building	Elevation	Room#	Reason for Selection into SWEL 1	SSC Source	Screen 1 Seismic Category 1	Screen 2 Regularly Inspected ?	Screen 3 Support for 5 Safety Functions	Screen 4a Variety of Types of Equip.	Screen 4b Variety of Systems	Screen 4c - Variety of Environments				Screen 4d - Major New & Replacement Equip.	Screen 4e - A-46/ IPEEE Vulnerability	Screen 4f - Importance Contribution to Risk		Type Code
							Category	Inspection ?	Safety Function	EPRI 21 Category	System	High Rad?	Moisture	Temp.	Inside ?			RAW of COMP	FVI of COMP	
K17_1	K17 RELAY	AUXB	623	502		Internal PRA	Cat 1	NO	Pressure Control	20A. Inst. in control panel/cabinet	SFRCS	NO	DRY	COOL	Yes				relay	
K17_2	K17 RELAY	AUXB	623	502		Internal PRA	Cat 1	NO	Pressure Control	20A. Inst. in control panel/cabinet	SFRCS	NO	DRY	COOL	Yes				relay	
K2_1	K2 RELAY	AUXB	623	502		Internal PRA	Cat 1	NO	Pressure Control	20A. Inst. in control panel/cabinet	SFRCS	NO	DRY	COOL	Yes		3.988	6.053E-04	relay	
K2_2	K2 RELAY	AUXB	623	502		Internal PRA	Cat 1	NO	Pressure Control	20A. Inst. in control panel/cabinet	SFRCS	NO	DRY	COOL	Yes		3.686	5.413E-04	relay	
K21_1	K21 RELAY	AUXB	623	502		Internal PRA	Cat 1	NO	Pressure Control	20A. Inst. in control panel/cabinet	SFRCS	NO	DRY	COOL	Yes		7.730	1.385E-03	relay	
K21_2	K21 RELAY	AUXB	623	502		Internal PRA	Cat 1	NO	Pressure Control	20A. Inst. in control panel/cabinet	SFRCS	NO	DRY	COOL	Yes		4.661	7.520E-04	relay	
K3-1	AUXILIARY FEED PMP TURBINE 1-1	AUXB	565	237		IPEEE SSEL	Cat 1	NO	RCS Heat removal	5. Horizontal Pumps	AFW	NO	DRY	COOL	Yes				AFW PUMP TURBINE	
K5-1	Diesel Generator	AUXB	585	318	Screens 1, 2, 3, 4a, 4b, 4f	Internal PRA	Cat 1	NO	AC power	17. Engine Generators	EDG	NO	DRY	COOL	Yes		16.420	6.450E-02	diesel generator	
K5-2	Diesel Generator	AUXB	585	319	Screens 1, 2, 3, 4a, 4b, 4f	Internal PRA	Cat 1	NO	AC power	17. Engine Generators	EDG	NO	DRY	COOL	Yes		16.420	1.237E-01	diesel generator	
K6_1	K6 RELAY	AUXB	623	502		Internal PRA	Cat 1	NO	Pressure Control	20A. Inst. in control panel/cabinet	SFRCS	NO	DRY	COOL	Yes				relay	
K6_2	K6 RELAY	AUXB	623	502		Internal PRA	Cat 1	NO	Pressure Control	20A. Inst. in control panel/cabinet	SFRCS	NO	DRY	COOL	Yes				relay	
K61_1	CHNL 3 K61 RELAY	AUXB	623	502		Internal PRA	Cat 1	NO	Pressure Control	20A. Inst. in control panel/cabinet	SFRCS	NO	DRY	COOL	Yes				relay	
K61_2	K61 RELAY	AUXB	623	502		Internal PRA	Cat 1	NO	Pressure Control	20A. Inst. in control panel/cabinet	SFRCS	NO	DRY	COOL	Yes		3.686	5.413E-04	relay	
K62_1	K62 RELAY	AUXB	623	502		Internal PRA	Cat 1	NO	Pressure Control	20A. Inst. in control panel/cabinet	SFRCS	NO	DRY	COOL	Yes		3.988	6.053E-04	relay	
K62_2	4 K62 RELAY	AUXB	623	502		Internal PRA	Cat 1	NO	Pressure Control	20A. Inst. in control panel/cabinet	SFRCS	NO	DRY	COOL	Yes				relay	

Table 4-1: Base List 1 – The Equipment Coming Out of Screen #3 and Entering Screen #4, for Five Safety Functions

Equipment ID	Description	Building	Elevation	Room#	Reason for Selection into SWEL 1	SSC Source	Screen 1 Seismic Category 1	Screen 2 Regularly Inspected ?	Screen 3 Support for 5 Safety Functions	Screen 4a Variety of Types of Equip.	Screen 4b Variety of Systems	Screen 4c - Variety of Environments				Screen 4d - Major New & Replacement Equip.	Screen 4e – A-46/ IPEEE Vulnerability	Screen 4f - Importance Contribution to Risk		Type Code
							Category	Inspection ?	Safety Function	EPRI 21 Category	System	High Rad?	Moisture	Temp.	Inside ?			RAW of COMP	FVI of COMP	
K66_1	K66 RELAY	AUXB	623	502		Internal PRA	Cat 1	NO	Pressure Control	20A. Inst. in control panel/cabinet	SFRCS	NO	DRY	COOL	Yes					relay
K66_2	K66 RELAY	AUXB	623	502		Internal PRA	Cat 1	NO	Pressure Control	20A. Inst. in control panel/cabinet	SFRCS	NO	DRY	COOL	Yes					relay
K67_1	K67 RELAY	AUXB	623	502		Internal PRA	Cat 1	NO	Pressure Control	20A. Inst. in control panel/cabinet	SFRCS	NO	DRY	COOL	Yes					relay
K67_2	K67 RELAY	AUXB	623	502		Internal PRA	Cat 1	NO	Pressure Control	20A. Inst. in control panel/cabinet	SFRCS	NO	DRY	COOL	Yes					relay
K7_1	K7 RELAY	AUXB	623	502		Internal PRA	Cat 1	NO	Pressure Control	20A. Inst. in control panel/cabinet	SFRCS	NO	DRY	COOL	Yes					relay
K7_2	K7 RELAY	AUXB	623	502		Internal PRA	Cat 1	NO	Pressure Control	20A. Inst. in control panel/cabinet	SFRCS	NO	DRY	COOL	Yes					relay
K71_1	K71 RELAY	AUXB	623	502		Internal PRA	Cat 1	NO	Pressure Control	20A. Inst. in control panel/cabinet	SFRCS	NO	DRY	COOL	Yes			1.158	3.510E-05	relay
K71_2	K71 RELAY	AUXB	623	502		Internal PRA	Cat 1	NO	Pressure Control	20A. Inst. in control panel/cabinet	SFRCS	NO	DRY	COOL	Yes			1.123	2.729E-05	relay
K76_1	K76 RELAY	AUXB	623	502		Internal PRA	Cat 1	NO	Pressure Control	20A. Inst. in control panel/cabinet	SFRCS	NO	DRY	COOL	Yes					relay
K76_2	K76 RELAY	AUXB	623	502		Internal PRA	Cat 1	NO	Pressure Control	20A. Inst. in control panel/cabinet	SFRCS	NO	DRY	COOL	Yes					relay
K77_1	K77 RELAY	AUXB	623	502		Internal PRA	Cat 1	NO	Pressure Control	20A. Inst. in control panel/cabinet	SFRCS	NO	DRY	COOL	Yes					relay
K77_2	K77 RELAY	AUXB	623	502		Internal PRA	Cat 1	NO	Pressure Control	20A. Inst. in control panel/cabinet	SFRCS	NO	DRY	COOL	Yes					relay
K81_1	K81 RELAY	AUXB	623	502		Internal PRA	Cat 1	NO	Pressure Control	20A. Inst. in control panel/cabinet	SFRCS	NO	DRY	COOL	Yes			7.730	1.385E-03	relay
K81_2	K81 RELAY	AUXB	623	502		Internal PRA	Cat 1	NO	Pressure Control	20A. Inst. in control panel/cabinet	SFRCS	NO	DRY	COOL	Yes			4.661	7.520E-04	relay
L211	LOGIC CHANNEL 1 MODULE L211	AUXB	623	502		Internal PRA	Cat 1	NO	SFAS	20A. Inst. in control panel/cabinet	SFAS	NO	DRY	COOL	Yes			63.148	5.368E-04	logic module

Table 4-1: Base List 1 – The Equipment Coming Out of Screen #3 and Entering Screen #4, for Five Safety Functions

Equipment ID	Description	Building	Elevation	Room#	Reason for Selection into SWEL 1	SSC Source	Screen 1 Seismic Category 1	Screen 2 Regularly Inspected ?	Screen 3 Support for 5 Safety Functions	Screen 4a Variety of Types of Equip.	Screen 4b Variety of Systems	Screen 4c - Variety of Environments				Screen 4d - Major New & Replacement Equip.	Screen 4e - A-46/ IPEEE Vulnerability	Screen 4f - Importance Contribution to Risk		Type Code
							Category	Inspection ?	Safety Function	EPRI 21 Category	System	High Rad?	Moisture	Temp.	Inside ?			RAW of COMP	FVI of COMP	
L212	LOGIC CHANNEL 2 MODULE L212	AUXB	623	502		Internal PRA	Cat 1	NO	SFAS	20A. Inst. in control panel/cabinet	SFAS	NO	DRY	COOL	Yes			63.148	5.063E-04	logic module
L213	LOGIC CHANNEL 3 MODULE L213	AUXB	623	502		Internal PRA	Cat 1	NO	SFAS	20A. Inst. in control panel/cabinet	SFAS	NO	DRY	COOL	Yes			63.148	5.368E-04	logic module
L214	LOGIC CHANNEL 4 MODULE L214	AUXB	623	502		Internal PRA	Cat 1	NO	SFAS	20A. Inst. in control panel/cabinet	SFAS	NO	DRY	COOL	Yes			63.148	5.063E-04	logic module
L221	LOGIC CHANNEL 1 MODULE L221	AUXB	623	502		Internal PRA	Cat 1	NO	SFAS	20A. Inst. in control panel/cabinet	SFAS	NO	DRY	COOL	Yes			1.010	1.677E-06	logic module
L222	LOGIC CHANNEL 2 MODULE L222	AUXB	623	502		Internal PRA	Cat 1	NO	SFAS	20A. Inst. in control panel/cabinet	SFAS	NO	DRY	COOL	Yes			1.124	2.103E-05	logic module
L223	LOGIC CHANNEL 3 MODULE L223	AUXB	623	502		Internal PRA	Cat 1	NO	SFAS	20A. Inst. in control panel/cabinet	SFAS	NO	DRY	COOL	Yes			1.010	1.677E-06	logic module
L224	LOGIC CHANNEL 4 MODULE L224	AUXB	623	502		Internal PRA	Cat 1	NO	SFAS	20A. Inst. in control panel/cabinet	SFAS	NO	DRY	COOL	Yes			1.124	2.103E-05	logic module
L231	LOGIC CHANNEL 1 MODULE L231	AUXB	623	502		Internal PRA	Cat 1	NO	SFAS	20A. Inst. in control panel/cabinet	SFAS	NO	DRY	COOL	Yes					logic module
L232	LOGIC CHANNEL 2 MODULE L232	AUXB	623	502		Internal PRA	Cat 1	NO	SFAS	20A. Inst. in control panel/cabinet	SFAS	NO	DRY	COOL	Yes					logic module
L233	LOGIC CHANNEL 3 MODULE L233	AUXB	623	502		Internal PRA	Cat 1	NO	SFAS	20A. Inst. in control panel/cabinet	SFAS	NO	DRY	COOL	Yes					logic module
L234	LOGIC CHANNEL 4 MODULE L234	AUXB	623	502		Internal PRA	Cat 1	NO	SFAS	20A. Inst. in control panel/cabinet	SFAS	NO	DRY	COOL	Yes					logic module
L251	LOGIC CHANNEL 1 MODULE L251	AUXB	623	502		Internal PRA	Cat 1	NO	SFAS	20A. Inst. in control panel/cabinet	SFAS	NO	DRY	COOL	Yes					logic module
L252	LOGIC CHANNEL 2 MODULE L252	AUXB	623	502		Internal PRA	Cat 1	NO	SFAS	20A. Inst. in control panel/cabinet	SFAS	NO	DRY	COOL	Yes					logic module
L253	LOGIC CHANNEL 3 MODULE L253	AUXB	623	502		Internal PRA	Cat 1	NO	SFAS	20A. Inst. in control panel/cabinet	SFAS	NO	DRY	COOL	Yes					logic module
L254	LOGIC CHANNEL 4 MODULE L254	AUXB	623	502		Internal PRA	Cat 1	NO	SFAS	20A. Inst. in control panel/cabinet	SFAS	NO	DRY	COOL	Yes					logic module

Table 4-1: Base List 1 – The Equipment Coming Out of Screen #3 and Entering Screen #4, for Five Safety Functions

Equipment ID	Description	Building	Elevation	Room#	Reason for Selection into SWEL 1	SSC Source	Screen 1 Seismic Category 1	Screen 2 Regularly Inspected ?	Screen 3 Support for 5 Safety Functions	Screen 4a Variety of Types of Equip.	Screen 4b Variety of Systems	Screen 4c - Variety of Environments				Screen 4d - Major New & Replacement Equip.	Screen 4e – A-46/ IPEEE Vulnerability	Screen 4f - Importance Contribution to Risk		Type Code
							Category	Inspection ?	Safety Function	EPRI 21 Category	System	High Rad?	Moisture	Temp.	Inside ?			RAW of COMP	FVI of COMP	
L271	LOGIC CHANNEL 1 MODULE L271	AUXB	623	502		Internal PRA	Cat 1	NO	SFAS	20A. Inst. in control panel/cabinet	SFAS	NO	DRY	COOL	Yes					logic module
L272	LOGIC CHANNEL 2 MODULE L272	AUXB	623	502		Internal PRA	Cat 1	NO	SFAS	20A. Inst. in control panel/cabinet	SFAS	NO	DRY	COOL	Yes					logic module
L273	LOGIC CHANNEL 3 MODULE L273	AUXB	623	502		Internal PRA	Cat 1	NO	SFAS	20A. Inst. in control panel/cabinet	SFAS	NO	DRY	COOL	Yes					logic module
L274	LOGIC CHANNEL 4 MODULE L274	AUXB	623	502		Internal PRA	Cat 1	NO	SFAS	20A. Inst. in control panel/cabinet	SFAS	NO	DRY	COOL	Yes					logic module
L311	LOGIC CHANNEL 1 MODULE L311	AUXB	623	502	Screens 1, 2, 3, 4a, 4b, 4f	Internal PRA	Cat 1	NO	SFAS	20A. Inst. in control panel/cabinet	SFAS	NO	DRY	COOL	Yes			132.679	1.194E-03	logic module
L312	LOGIC CHANNEL 2 MODULE L312	AUXB	623	502		Internal PRA	Cat 1	NO	SFAS	20A. Inst. in control panel/cabinet	SFAS	NO	DRY	COOL	Yes			132.679	1.155E-03	logic module
L313	LOGIC CHANNEL 3 MODULE L313	AUXB	623	502		Internal PRA	Cat 1	NO	SFAS	20A. Inst. in control panel/cabinet	SFAS	NO	DRY	COOL	Yes			132.679	1.194E-03	logic module
L314	LOGIC CHANNEL 4 MODULE L314	AUXB	623	502		Internal PRA	Cat 1	NO	SFAS	20A. Inst. in control panel/cabinet	SFAS	NO	DRY	COOL	Yes			132.679	1.155E-03	logic module
L411	LOGIC CHANNEL 1 MODULE L411	AUXB	623	502		Internal PRA	Cat 1	NO	SFAS	20A. Inst. in control panel/cabinet	SFAS	NO	DRY	COOL	Yes					logic module
L412	LOGIC CHANNEL 2 MODULE L412	AUXB	623	502		Internal PRA	Cat 1	NO	SFAS	20A. Inst. in control panel/cabinet	SFAS	NO	DRY	COOL	Yes					logic module
L413	LOGIC CHANNEL 3 MODULE L413	AUXB	623	502		Internal PRA	Cat 1	NO	SFAS	20A. Inst. in control panel/cabinet	SFAS	NO	DRY	COOL	Yes					logic module
L414	LOGIC CHANNEL 4 MODULE L414	AUXB	623	502		Internal PRA	Cat 1	NO	SFAS	20A. Inst. in control panel/cabinet	SFAS	NO	DRY	COOL	Yes					logic module
L511	LOGIC CHANNEL 1 MODULE L511	AUXB	623	502	Screens 1, 2, 3, 4a, 4b, 4f	Internal PRA	Cat 1	NO	SFAS	20A. Inst. in control panel/cabinet	SFAS	NO	DRY	COOL	Yes			64.414	6.749E-04	logic module
L512	LOGIC CHANNEL 2 MODULE L512	AUXB	623	502		Internal PRA	Cat 1	NO	SFAS	20A. Inst. in control panel/cabinet	SFAS	NO	DRY	COOL	Yes			64.414	6.322E-04	logic module
L513	LOGIC CHANNEL 3 MODULE L513	AUXB	623	502		Internal PRA	Cat 1	NO	SFAS	20A. Inst. in control panel/cabinet	SFAS	NO	DRY	COOL	Yes			64.414	6.749E-04	logic module

Table 4-1: Base List 1 – The Equipment Coming Out of Screen #3 and Entering Screen #4, for Five Safety Functions

Equipment ID	Description	Building	Elevation	Room#	Reason for Selection into SWEL 1	SSC Source	Screen 1 Seismic Category 1	Screen 2 Regularly Inspected ?	Screen 3 Support for 5 Safety Functions	Screen 4a Variety of Types of Equip.	Screen 4b Variety of Systems	Screen 4c - Variety of Environments				Screen 4d - Major New & Replacement Equip.	Screen 4e - A-46/ IPEEE Vulnerability	Screen 4f - Importance Contribution to Risk		Type Code
							Category	Inspection ?	Safety Function	EPRI 21 Category	System	High Rad?	Moisture	Temp.	Inside ?			RAW of COMP	FVI of COMP	
L514	LOGIC CHANNEL 4 MODULE L514	AUXB	623	502		Internal PRA	Cat 1	NO	SFAS	20A. Inst. in control panel/cabinet	SFAS	NO	DRY	COOL	Yes			64.414	6.322E-04	logic module
LC-6452	STEAM GEN 1/2 LVL CTRL FR AFP 1 CTRL VLV	AUXB	585	UNK		IPEEE SSEL	Cat 1	NO	RCS Heat removal	8B. Solenoid Valves	AFW	#N/A	#N/A	#N/A	#N/A					SOLENOID VALVE
LI-1525A	BWST LEVEL INDICATOR	AUXB	623	502	Screens 1, 2, 3, 4a, 4b	IPEEE SSEL	Cat 1	NO	Inventory Control	20. Instrument and Control Panels	SFRCS	NO	DRY	COOL	Yes					LEVEL INDICATOR
LIC 6452	STEAM GEN 1/2 SU LEVEL	AUXB	623	505		IPEEE SSEL	Cat 1	NO	RCS Heat removal	20. Instrument and Control Panels	AFW	NO	DRY	COOL	Yes					LEVEL INDICATOR
LI-RC14-3	RC PRESSURIZER CH 1 LEVEL INDICATOR	AUXB	623	505		IPEEE SSEL	Cat 1	NO	Operator	20. Instrument and Control Panels	Instrument	NO	DRY	COOL	Yes					LEVEL INDICATOR
LI-SP9B1	STEAM GEN 1 STARTUP LEVEL INDICATOR	AUXB	623	505		IPEEE SSEL	Cat 1	NO	Operator	20. Instrument and Control Panels	Instrument	NO	DRY	COOL	Yes					LEVEL INDICATOR
LSH 1128	EDG DAY TANK 1-1 LVL SWITCH HI	AUXB	603	321A		IPEEE SSEL	Cat 1	NO	AC power	18. Instrument (on) Racks	EDG	NO	DRY	COOL	Yes					LEVEL SWITCH
LSHHSP9A 6	SG2 LCH 1 LEVEL SWITCH	AUXB	623	502		Internal PRA	Cat 1	NO	Pressure Control	18. Instrument (on) Racks	SFRCS	NO	DRY	COOL	Yes			3.685	1.548E-06	LEVEL SWITCH
LSHHSP9A 7	SG 2 LCH 3 LEVEL SWITCH	AUXB	623	502		Internal PRA	Cat 1	NO	Pressure Control	18. Instrument (on) Racks	SFRCS	NO	DRY	COOL	Yes			3.685	1.548E-06	LEVEL SWITCH
LSHHSP9A 8	LEVEL SWITCH SP9A8	AUXB	623	502		Internal PRA	Cat 1	NO	Pressure Control	18. Instrument (on) Racks	SFRCS	NO	DRY	COOL	Yes			3.685	1.548E-06	LEVEL SWITCH
LSHHSP9A 9	LEVEL SWITCH SP9A9	AUXB	623	502		Internal PRA	Cat 1	NO	Pressure Control	18. Instrument (on) Racks	SFRCS	NO	DRY	COOL	Yes			3.685	1.548E-06	LEVEL SWITCH
LSHHSP9B 6	SG1 LEVEL SWITCH SP9B6	AUXB	623	502	Screens 1, 2, 3, 4a, 4b	Internal PRA	Cat 1	NO	Pressure Control	18. Instrument (on) Racks	SFRCS	NO	DRY	COOL	Yes			3.685	1.548E-06	LEVEL SWITCH
LSHHSP9B 7	SG1 LEVEL SWITCH SP9B7	AUXB	623	502		Internal PRA	Cat 1	NO	Pressure Control	18. Instrument (on) Racks	SFRCS	NO	DRY	COOL	Yes			3.685	1.548E-06	LEVEL SWITCH

Table 4-1: Base List 1 – The Equipment Coming Out of Screen #3 and Entering Screen #4, for Five Safety Functions

Equipment ID	Description	Building	Elevation	Room#	Reason for Selection into SWEL 1	SSC Source	Screen 1 Seismic Category 1	Screen 2 Regularly Inspected ?	Screen 3 Support for 5 Safety Functions	Screen 4a Variety of Types of Equip.	Screen 4b Variety of Systems	Screen 4c - Variety of Environments				Screen 4d - Major New & Replacement Equip.	Screen 4e - A-46/ IPEEE Vulnerability	Screen 4f - Importance Contribution to Risk		Type Code
							Category	Inspection ?	Safety Function	EPRI 21 Category	System	High Rad?	Moisture	Temp.	Inside ?			RAW of COMP	FVI of COMP	
LSHHSP9B 8	SG 1 LCH 1 LEVEL SWITCH	AUXB	623	502		Internal PRA	Cat 1	NO	Pressure Control	18. Instrument (on) Racks	SFRCS	NO	DRY	COOL	Yes			3.685	1.548E-06	LEVEL SWITCH
LSHHSP9B 9	SG1 LCH 3 LEVEL SWITCH	AUXB	623	502		Internal PRA	Cat 1	NO	Pressure Control	18. Instrument (on) Racks	SFRCS	NO	DRY	COOL	Yes			3.685	1.548E-06	LEVEL SWITCH
LSL 1128	EDG DAY TANK 1-1 LVL SWITCH LO	AUXB	603	318		IPEEE SSEL	Cat 1	NO	AC power	18. Instrument (on) Racks	EDG	NO	DRY	COOL	Yes					LEVEL SWITCH
LSLL1525 A	BWST LOW LEVEL BISTABLE LSLL1525A	AUXB	623	502		Internal PRA	Cat 1	NO	SFAS	20A. Inst. in control panel/cabinet	SFAS	NO	DRY	COOL	Yes			4.259	1.161E-06	bistable
LSLL1525 B	BWST LOW LEVEL BISTABLE LSLL1525B	AUXB	623	502		Internal PRA	Cat 1	NO	SFAS	20A. Inst. in control panel/cabinet	SFAS	NO	DRY	COOL	Yes			4.259	1.161E-06	bistable
LSLL1525 C	BWST LOW LEVEL BISTABLE LSLL1525C	AUXB	623	502		Internal PRA	Cat 1	NO	SFAS	20A. Inst. in control panel/cabinet	SFAS	NO	DRY	COOL	Yes			4.259	1.161E-06	bistable
LSLL1525 D	BWST LOW LEVEL BISTABLE LSLL1525D	AUXB	623	502		Internal PRA	Cat 1	NO	SFAS	20A. Inst. in control panel/cabinet	SFAS	NO	DRY	COOL	Yes			4.259	1.161E-06	bistable
LSLL3757 B	CCW SURGE TANK LEVEL SWITCH LSLL3757B	AUXB	623	501		Internal PRA	Cat 1	NO	SW&CCW	18. Instrument (on) Racks	CCW	NO	DRY	COOL	Yes					LEVEL SWITCH
LSLL3757 C	CCW SURGE TANK LEVEL SWITCH LSLL3757C	AUXB	623	501		Internal PRA	Cat 1	NO	SW&CCW	18. Instrument (on) Racks	CCW	NO	DRY	COOL	Yes					LEVEL SWITCH
LSLL3758 A	LEVEL SWITCH LSLL 3758A	AUXB	623	501		Internal PRA	Cat 1	NO	SW&CCW	18. Instrument (on) Racks	CCW	NO	DRY	COOL	Yes					LEVEL SWITCH
LSLL3758 B	CCW SURGE TANK LEVEL SWITCH LSLL3758B	AUXB	623	501		Internal PRA	Cat 1	NO	SW&CCW	18. Instrument (on) Racks	CCW	NO	DRY	COOL	Yes					LEVEL SWITCH
LSLL3758 C	CCW SURGE TANK LEVEL SWITCH LSLL3758C	AUXB	623	501		Internal PRA	Cat 1	NO	SW&CCW	18. Instrument (on) Racks	CCW	NO	DRY	COOL	Yes					LEVEL SWITCH
LSLLSP9A 6	BISTABLE LSLLSP9A6	AUXB	623	502		Internal PRA	Cat 1	NO	Pressure Control	20A. Inst. in control panel/cabinet	SFRCS	NO	DRY	COOL	Yes			22.090	2.645E-06	bistable

Table 4-1: Base List 1 – The Equipment Coming Out of Screen #3 and Entering Screen #4, for Five Safety Functions

Equipment ID	Description	Building	Elevation	Room#	Reason for Selection into SWEL 1	SSC Source	Screen 1 Seismic Category 1	Screen 2 Regularly Inspected ?	Screen 3 Support for 5 Safety Functions	Screen 4a Variety of Types of Equip.	Screen 4b Variety of Systems	Screen 4c - Variety of Environments				Screen 4d - Major New & Replacement Equip.	Screen 4e - A-46/ IPEEE Vulnerability	Screen 4f - Importance Contribution to Risk		Type Code
							Category	Inspection ?	Safety Function	EPRI 21 Category	System	High Rad?	Moisture	Temp.	Inside ?			RAW of COMP	FVI of COMP	
LSSLSP9A7	BISTABLE LSSLSP9A7	AUXB	623	502		Internal PRA	Cat 1	NO	Pressure Control	20A. Inst. in control panel/cabinet	SFRCS	NO	DRY	COOL	Yes			22.090	2.645E-06	bistable
LSSLSP9A8	BISTABLE LSSLSP9A8	AUXB	623	502		Internal PRA	Cat 1	NO	Pressure Control	20A. Inst. in control panel/cabinet	SFRCS	NO	DRY	COOL	Yes			22.090	2.645E-06	bistable
LSSLSP9A9	BISTABLE LSSLSP9A9	AUXB	623	502		Internal PRA	Cat 1	NO	Pressure Control	20A. Inst. in control panel/cabinet	SFRCS	NO	DRY	COOL	Yes			22.090	2.645E-06	bistable
LSSLSP9B6	BISTABLE LSSLSP9B6	AUXB	623	502		Internal PRA	Cat 1	NO	Pressure Control	20A. Inst. in control panel/cabinet	SFRCS	NO	DRY	COOL	Yes			22.090	2.645E-06	bistable
LSSLSP9B7	BISTABLE LSSLSP9B7	AUXB	623	502		Internal PRA	Cat 1	NO	Pressure Control	20A. Inst. in control panel/cabinet	SFRCS	NO	DRY	COOL	Yes			22.090	2.645E-06	bistable
LSSLSP9B8	BISTABLE LSSLSP9B8	AUXB	623	502		Internal PRA	Cat 1	NO	Pressure Control	20A. Inst. in control panel/cabinet	SFRCS	NO	DRY	COOL	Yes			22.090	2.645E-06	bistable
LSSLSP9B9	BISTABLE LSSLSP9B9	AUXB	623	502		Internal PRA	Cat 1	NO	Pressure Control	20A. Inst. in control panel/cabinet	SFRCS	NO	DRY	COOL	Yes			22.090	2.645E-06	bistable
LT-1402	CC SRG TNK 1-1 SIDE 1 LV TRANS	AUXB	623	501	Screens 1, 2, 3, 4a, 4b, 4c	IPEEE SSEL	Cat 1	NO	SW&CCW	18. Instrument (on) Racks	CCW	NO	DRY	COOL	Yes		YES			LEVEL TRANSMITTER
LT1525A	BWST LEVEL TRANSMITTER 1525A	AUXB	565	PT		Internal PRA	Cat 1	NO	SFAS	18. Instrument (on) Racks	SFAS	NO	DRY	COOL	Yes			6.196	1.382E-03	LEVEL TRANSMITTER
LT1525B	BWST LEVEL TRANSMITTER 1525B	AUXB	565	PT		Internal PRA	Cat 1	NO	SFAS	18. Instrument (on) Racks	SFAS	NO	DRY	COOL	Yes			6.196	1.382E-03	LEVEL TRANSMITTER
LT1525C	BWST LEVEL TRANSMITTER 1525C	AUXB	565	PT		Internal PRA	Cat 1	NO	SFAS	18. Instrument (on) Racks	SFAS	NO	DRY	COOL	Yes			6.196	1.382E-03	LEVEL TRANSMITTER
LT1525D	BWST LEVEL TRANSMITTER 1525D	AUXB	565	PT		Internal PRA	Cat 1	NO	SFAS	18. Instrument (on) Racks	SFAS	NO	DRY	COOL	Yes			6.196	1.382E-03	LEVEL TRANSMITTER
LT-2787	EDG DAY TANK 1-1 LVL TRANSMITT	AUXB	585	321A	Screens 1, 2, 3, 4a, 4b	IPEEE SSEL	Cat 1	NO	AC power	18. Instrument (on) Racks	EDG	NO	DRY	COOL	Yes					LEVEL TRANSMITTER
LT-CF3B1	CFT 1-1 LEVEL TRANSMITTER	CTMT9	565	214		IPEEE SSEL	Cat 1	NO	Inventory Control	18. Instrument (on) Racks	CF	YES	DRY	WAR M	Yes					LEVEL TRANSMITTER
LT-MU16-1	MUT LVL TRANSM	AUXB	565	209		IPEEE SSEL	Cat 1	NO	Reactivity Control	18. Instrument (on) Racks	MU	NO	DRY	COOL	Yes					LEVEL TRANSMITTER

Table 4-1: Base List 1 – The Equipment Coming Out of Screen #3 and Entering Screen #4, for Five Safety Functions

Equipment ID	Description	Building	Elevation	Room#	Reason for Selection into SWEL 1	SSC Source	Screen 1 Seismic Category 1	Screen 2 Regularly Inspected ?	Screen 3 Support for 5 Safety Functions	Screen 4a Variety of Types of Equip.	Screen 4b Variety of Systems	Screen 4c - Variety of Environments				Screen 4d - Major New & Replacement Equip.	Screen 4e – A-46/ IPEEE Vulnerability	Screen 4f - Importance Contribution to Risk		Type Code
							Category	Inspection ?	Safety Function	EPRI 21 Category	System	High Rad?	Moisture	Temp.	Inside ?			RAW of COMP	FVI of COMP	
LTRC14	LEVEL TRANSMITTER RC14	CTMT9	#N/A	317		Internal PRA	Cat 1	NO	Reactivity Control	18. Instrument (on) Racks	MU	YES	DRY	WAR M	Yes				LEVEL TRANSMITTER	
LT-RC14-3	RC PRESSURIZER CH 1 LEVEL TRANSMITTER	CTMT9	585	317		IPEEE SSEL	Cat 1	NO	Pressure control	18. Instrument (on) Racks	RCS	YES	DRY	WAR M	Yes				LEVEL TRANSMITTER	
LTSP9A3	SG 1-2 LEVEL TRANSMITTER LTSP9A3	CTMT9	565	217		Internal PRA	Cat 1	NO	RCS Heat removal	18. Instrument (on) Racks	AFW	YES	DRY	WAR M	Yes		4.547	5.443E-04	LEVEL TRANSMITTER	
LTSP9A4	SG2 LEVEL TRANSMITTER LTSP9A4	CTMT9	565	217		Internal PRA	Cat 1	NO	RCS Heat removal	18. Instrument (on) Racks	AFW	YES	DRY	WAR M	Yes		1.092	8.000E-06	LEVEL TRANSMITTER	
LTSP9A6	LEVEL TRANSMITTER LTSP9A6	CTMT9	565	220	Screens 1, 2, 3, 4a, 4b, 4c, 4f	Internal PRA	Cat 1	NO	Pressure Control	18. Instrument (on) Racks	SFRCS	YES	DRY	WAR M	Yes		38.890	7.127E-03	LEVEL TRANSMITTER	
LTSP9A7	LEVEL TRANSMITTER LTSP9A7	CTMT9	565	220		Internal PRA	Cat 1	NO	Pressure Control	18. Instrument (on) Racks	SFRCS	YES	DRY	WAR M	Yes		38.890	7.127E-03	LEVEL TRANSMITTER	
LTSP9A8	LEVEL TRANSMITTER LTSP9A8	CTMT9	565	220		Internal PRA	Cat 1	NO	Pressure Control	18. Instrument (on) Racks	SFRCS	YES	DRY	WAR M	Yes		38.890	7.125E-03	LEVEL TRANSMITTER	
LTSP9A9	LEVEL TRANSMITTER LTSP9A9	CTMT9	565	220		Internal PRA	Cat 1	NO	Pressure Control	18. Instrument (on) Racks	SFRCS	YES	DRY	WAR M	Yes		38.890	7.125E-03	LEVEL TRANSMITTER	
LTSP9B3	SG 1-1 LEVEL TRANSMITTER LTSP9B3	CTMT9	565	217		Internal PRA & IPEEE SSEL	Cat 1	NO	RCS Heat removal	18. Instrument (on) Racks	AFW	YES	DRY	WAR M	Yes		7.337	8.486E-04	LEVEL TRANSMITTER	
LT-SP9B3	STEAM GEN 1-1 STARTUP LEVEL TRANSMITTER	CTMT9	565	285		IPEEE SSEL	Cat 1	NO	Operator	18. Instrument (on) Racks	Instrument	YES	DRY	WAR M	Yes				LEVEL TRANSMITTER	
LTSP9B4	SG 1-1 LEVEL TRANSMITTER LTSP9B4	CTMT9	565	217		Internal PRA	Cat 1	NO	RCS Heat removal	18. Instrument (on) Racks	AFW	YES	DRY	WAR M	Yes		1.076	7.161E-06	LEVEL TRANSMITTER	
LTSP9B6	LEVEL TRANSMITTER LTSP9B6	CTMT9	565	215		Internal PRA	Cat 1	NO	Pressure Control	18. Instrument (on) Racks	SFRCS	YES	DRY	WAR M	Yes		38.890	7.125E-03	LEVEL TRANSMITTER	
LTSP9B7	LEVEL TRANSMITTER LTSP9B7	CTMT9	565	215		Internal PRA	Cat 1	NO	Pressure Control	18. Instrument (on) Racks	SFRCS	YES	DRY	WAR M	Yes		38.890	7.125E-03	LEVEL TRANSMITTER	
LTSP9B8	LEVEL TRANSMITTER LTSP9B8	CTMT9	565	215		Internal PRA	Cat 1	NO	Pressure Control	18. Instrument (on) Racks	SFRCS	YES	DRY	WAR M	Yes		38.890	7.127E-03	LEVEL TRANSMITTER	

Table 4-1: Base List 1 – The Equipment Coming Out of Screen #3 and Entering Screen #4, for Five Safety Functions

Equipment ID	Description	Building	Elevation	Room#	Reason for Selection into SWEL 1	SSC Source	Screen 1 Seismic Category 1	Screen 2 Regularly Inspected ?	Screen 3 Support for 5 Safety Functions	Screen 4a Variety of Types of Equip.	Screen 4b Variety of Systems	Screen 4c - Variety of Environments				Screen 4d - Major New & Replacement Equip.	Screen 4e – A-46/ IPEEE Vulnerability	Screen 4f - Importance Contribution to Risk		Type Code
							Category	Inspection ?	Safety Function	EPRI 21 Category	System	High Rad?	Moisture	Temp.	Inside ?			RAW of COMP	FVI of COMP	
LTSP9B9	LEVEL TRANSMITTER LTSP9B9	CTMT9	565	215		Internal PRA	Cat 1	NO	Pressure Control	18. Instrument (on) Racks	SFRCS	YES	DRY	WAR M	Yes			38.890	7.127E-03	LEVEL TRANSMITTER
LY6451C	SIGNAL PROCESSOR MODULE	AUXB	603	428		Internal PRA	Cat 1	NO	RCS Heat removal	20A. Inst. in control panel/cabinet	AFW	NO	DRY	COOL	Yes			4.047	4.716E-05	signal processor
LY6452C	SIGNAL PROCESSOR MODULE	AUXB	585	325		Internal PRA	Cat 1	NO	RCS Heat removal	20A. Inst. in control panel/cabinet	AFW	NO	DRY	COOL	Yes			4.047	4.716E-05	signal processor
LYSP9A4	SIGNAL PROCESSOR LY SP9A4	AUXB	585	324		Internal PRA	Cat 1	NO	RCS Heat removal	20A. Inst. in control panel/cabinet	AFW	NO	DRY	COOL	Yes			1.057	1.032E-06	signal processor
LYSP9A4-1	SIGNAL PROCESSOR LY SP9A3	AUXB	585	324		Internal PRA	Cat 1	NO	RCS Heat removal	20A. Inst. in control panel/cabinet	AFW	NO	DRY	COOL	Yes			4.242	5.051E-05	signal processor
LYSP9A6	SIGNAL PROCESSOR MODULE LYSP9A6	AUXB	623	502		Internal PRA	Cat 1	NO	Pressure Control	20A. Inst. in control panel/cabinet	SFRCS	NO	DRY	COOL	Yes			33.540	7.148E-05	signal processor
LYSP9A7	SIGNAL PROCESSOR MODULE LYSP9A7	AUXB	623	502		Internal PRA	Cat 1	NO	Pressure Control	20A. Inst. in control panel/cabinet	SFRCS	NO	DRY	COOL	Yes			33.540	7.148E-05	signal processor
LYSP9A8	SIGNAL PROCESSOR MODULE LYSP9A8	AUXB	623	502		Internal PRA	Cat 1	NO	Pressure Control	20A. Inst. in control panel/cabinet	SFRCS	NO	DRY	COOL	Yes			33.540	7.148E-05	signal processor
LYSP9A9	SIGNAL PROCESSOR MODULE LYSP9A9	AUXB	623	502		Internal PRA	Cat 1	NO	Pressure Control	20A. Inst. in control panel/cabinet	SFRCS	NO	DRY	COOL	Yes			33.540	7.148E-05	signal processor
LYSP9B4	SIGNAL PROCESSOR LY SP9B4	AUXB	585	324		Internal PRA	Cat 1	NO	RCS Heat removal	20A. Inst. in control panel/cabinet	AFW	NO	DRY	COOL	Yes			1.057	1.032E-06	signal processor
LYSP9B4-1	SIGNAL PROCESSOR LY SP9B3	AUXB	585	324		Internal PRA	Cat 1	NO	RCS Heat removal	20A. Inst. in control panel/cabinet	AFW	NO	DRY	COOL	Yes			4.242	5.051E-05	signal processor
LYSP9B6	SIGNAL PROCESSOR MODULE LYSP9B6	AUXB	623	502		Internal PRA	Cat 1	NO	Pressure Control	20A. Inst. in control panel/cabinet	SFRCS	NO	DRY	COOL	Yes			33.540	7.148E-05	signal processor
LYSP9B7	SIGNAL PROCESSOR MODULE PLY09B7	AUXB	623	502		Internal PRA	Cat 1	NO	Pressure Control	20A. Inst. in control panel/cabinet	SFRCS	NO	DRY	COOL	Yes			33.540	7.148E-05	signal processor

Table 4-1: Base List 1 – The Equipment Coming Out of Screen #3 and Entering Screen #4, for Five Safety Functions

Equipment ID	Description	Building	Elevation	Room#	Reason for Selection into SWEL 1	SSC Source	Screen 1 Seismic Category 1	Screen 2 Regularly Inspected ?	Screen 3 Support for 5 Safety Functions	Screen 4a Variety of Types of Equip.	Screen 4b Variety of Systems	Screen 4c - Variety of Environments				Screen 4d - Major New & Replacement Equip.	Screen 4e - A-46/ IPEEE Vulnerability	Screen 4f - Importance Contribution to Risk		Type Code
							Category	Inspection ?	Safety Function	EPRI 21 Category	System	High Rad?	Moisture	Temp.	Inside ?			RAW of COMP	FVI of COMP	
LYSP9B8	SIGNAL PROCESSOR MODULE LYSP9B8	AUXB	623	502		Internal PRA	Cat 1	NO	Pressure Control	20A. Inst. in control panel/cabinet	SFRCS	NO	DRY	COOL	Yes			33.540	7.148E-05	signal processor
LYSP9B9	SIGNAL PROCESSOR MODULE LYSP9B9	AUXB	623	502		Internal PRA	Cat 1	NO	Pressure Control	20A. Inst. in control panel/cabinet	SFRCS	NO	DRY	COOL	Yes			33.540	7.148E-05	signal processor
MS100	MS100 (MSIV SG2)	AUXB	643	602		Internal PRA	Cat 1	NO	pressure Control	7. Pneumatic-Operated Valves	MSTM	NO	DRY	HOT	Yes			1.147	2.447E-03	MSIV
MS101	MS 101 (MSIV SG1)	AUXB	643	601	Screens 1, 2, 3, 4a, 4b, 4c, 4f	Internal PRA & IPEEE SSEL	Cat 1	NO	pressure Control/RCS heat removal	7. Pneumatic-Operated Valves	MSTM	NO	DRY	HOT	Yes			1.177	2.966E-03	MSIV
MS-101-1	MS LINE 1 MSIV BYPASS VALVE	AUXB	643	601		IPEEE SSEL	Cat 1	NO	pressure Control	7. Pneumatic-Operated Valves	MSTM	NO	DRY	HOT	Yes					AOV
MS106	MOV MS106	AUXB	623	500		Internal PRA & IPEEE SSEL	Cat 1	NO	RCS Heat removal	8A. Motor-Operated Valves	AFW	NO	DRY	WAR M	Yes			3.939	3.269E-03	MOV
MS106A	MOV MS 106A	AUXB	623	501		Internal PRA & IPEEE SSEL	Cat 1	NO	RCS Heat removal	8A. Motor-Operated Valves	AFW	NO	DRY	COOL	Yes			1.058	1.548E-06	MOV
MS107	MOV MS107	AUXB	623	501		Internal PRA	Cat 1	NO	RCS Heat removal	8A. Motor-Operated Valves	AFW	NO	DRY	COOL	Yes			3.649	2.940E-03	MOV
MS107A	MOV MS 107A	AUXB	623	500		Internal PRA	Cat 1	NO	RCS Heat removal	8A. Motor-Operated Valves	AFW	NO	DRY	WAR M	Yes			1.064	1.742E-06	MOV
MS-394	MS LINE 1 WARMUP DRAIN VALVE	AUXB	643	601		IPEEE SSEL	Cat 1	NO	pressure Control	7. Pneumatic-Operated Valves	MSTM	NO	DRY	HOT	Yes					AOV
MS5889A	AOV MS 5889A	AUXB	565	237	Screens 1, 2, 3, 4a, 4b, 4f	Internal PRA & IPEEE SSEL	Cat 1	NO	RCS Heat removal	7. Pneumatic-Operated Valves	AFW	NO	DRY	COOL	Yes			119.947	1.138E-02	AOV
MS5889B	AOV MS 5889B	AUXB	565	238		Internal PRA & IPEEE SSEL	Cat 1	NO	RCS Heat removal	7. Pneumatic-Operated Valves	AFW	NO	DRY	COOL	Yes			119.947	7.568E-03	AOV
MS-611	SG 1-1 DRAIN LINE ISO VALVE	AUXB	565	236		IPEEE SSEL	Cat 1	NO	pressure Control	8A. Motor-Operated Valves	MSTM	NO	DRY	COOL	Yes					MOV

Table 4-1: Base List 1 – The Equipment Coming Out of Screen #3 and Entering Screen #4, for Five Safety Functions

Equipment ID	Description	Building	Elevation	Room#	Reason for Selection into SWEL 1	SSC Source	Screen 1 Seismic Category 1	Screen 2 Regularly Inspected ?	Screen 3 Support for 5 Safety Functions	Screen 4a Variety of Types of Equip.	Screen 4b Variety of Systems	Screen 4c - Variety of Environments				Screen 4d - Major New & Replacement Equip.	Screen 4e - A-46/ IPEEE Vulnerability	Screen 4f - Importance Contribution to Risk		Type Code
							Category	Inspection ?	Safety Function	EPRI 21 Category	System	High Rad?	Moisture	Temp.	Inside ?			RAW of COMP	FVI of COMP	
MS726	CHECK VALVE MS 726	AUXB	623	500		Internal PRA	Cat 1	NO	RCS Heat removal	0d. Other - check/manual valve	AFW	NO	DRY	WAR M	Yes			3.988	1.366E-04	check valve
MS727	CHECK VALVE MS727	AUXB	623	501		Internal PRA	Cat 1	NO	RCS Heat removal	0d. Other - check/manual valve	AFW	NO	DRY	COOL	Yes			3.686	1.222E-04	check valve
MS734	CHECK VALVE MS734	AUXB	623	500		Internal PRA	Cat 1	NO	RCS Heat removal	0d. Other - check/manual valve	AFW	NO	DRY	WAR M	Yes			1.096	1.135E-05	check valve
MS735	CHECK VALVE MS 735	AUXB	623	501		Internal PRA	Cat 1	NO	RCS Heat removal	0d. Other - check/manual valve	AFW	NO	DRY	COOL	Yes			1.093	8.903E-06	check valve
MS875	MANUAL VALVE MS 875	AUXB	643	601		Internal PRA	Cat 1	NO	pressure Control	0d. Other - check/manual valve	MSTM	NO	DRY	HOT	Yes			1.016	3.742E-06	manual valve
MS876	MANUAL VALVE MS 876	AUXB	643	602		Internal PRA	Cat 1	NO	pressure Control	0d. Other - check/manual valve	MSTM	NO	DRY	HOT	Yes			1.016	3.677E-06	manual valve
MU10A	MOV MU10A	AUXB	565	211		Internal PRA	Cat 1	NO	Reactivity Control	8A. Motor-Operated Valves	MU	YES	DRY	COOL	Yes					MOV
MU12A	MOV MU12A	AUXB	565	211		Internal PRA & IPEEE SSEL	Cat 1	NO	Reactivity Control	8A. Motor-Operated Valves	MU	YES	DRY	COOL	Yes					MOV
MU-12B	MIXED BED 1-2 INLET ISO VALVE	AUXB	565	211		IPEEE SSEL	Cat 1	NO	Reactivity Control	8A. Motor-Operated Valves	MU	YES	DRY	COOL	Yes					MOV
MU169	CHECK VALVE MU169	AUXB	565	236		Internal PRA	Cat 1	NO	Reactivity Control	0d. Other - check/manual valve	MU	NO	DRY	COOL	Yes					check valve
MU1A	MOV MU1A	CTMT9	565	215		Internal PRA	Cat 1	NO	Reactivity Control	8A. Motor-Operated Valves	MU	YES	DRY	WAR M	Yes					MOV
MU1B	MOV MU1B	CTMT9	565	215		Internal PRA	Cat 1	NO	Reactivity Control	8A. Motor-Operated Valves	MU	YES	DRY	WAR M	Yes					MOV
MU215	MANUAL VALVE MU215	AUXB	585	303		Internal PRA	Cat 1	NO	Reactivity Control	0d. Other - check/manual valve	MU	NO	DRY	COOL	Yes					manual valve
MU242	STOP-CHECK VALVE MU 242	CTMT9	565	214	Screens 1, 2, 3, 4a, 4b, 4c	Internal PRA	Cat 1	NO	Reactivity Control	0d. Other - check/manual valve	MU	YES	DRY	WAR M	Yes					stop check valve
MU243	STOP-CHECK VALVE MU 243	CTMT9	565	214		Internal PRA	Cat 1	NO	Reactivity Control	0d. Other - check/manual valve	MU	YES	DRY	WAR M	Yes					stop check valve

Table 4-1: Base List 1 – The Equipment Coming Out of Screen #3 and Entering Screen #4, for Five Safety Functions

Equipment ID	Description	Building	Elevation	Room#	Reason for Selection into SWEL 1	SSC Source	Screen 1 Seismic Category 1	Screen 2 Regularly Inspected ?	Screen 3 Support for 5 Safety Functions	Screen 4a Variety of Types of Equip.	Screen 4b Variety of Systems	Screen 4c - Variety of Environments				Screen 4d - Major New & Replacement Equip.	Screen 4e – A-46/ IPEEE Vulnerability	Screen 4f - Importance Contribution to Risk		Type Code
							Category	Inspection ?	Safety Function	EPRI 21 Category	System	High Rad?	Moisture	Temp.	Inside ?			RAW of COMP	FVI of COMP	
MU244	STOP-CHECK VALVE MU 244	CTMT9	565	214		Internal PRA	Cat 1	NO	Reactivity Control	0d. Other - check/manual valve	MU	YES	DRY	WAR M	Yes					stop check valve
MU245	STOP-CHECK VALVE MU 245	CTMT9	565	214		Internal PRA	Cat 1	NO	Reactivity Control	0d. Other - check/manual valve	MU	YES	DRY	WAR M	Yes					stop check valve
MU254	MANUAL VALVE MU254	CTMT9	565	214		Internal PRA	Cat 1	NO	Reactivity Control	0d. Other - check/manual valve	MU	YES	DRY	WAR M	Yes					manual valve
MU255	MANUAL VALVE MU255	CTMT9	565	214		Internal PRA	Cat 1	NO	Reactivity Control	0d. Other - check/manual valve	MU	YES	DRY	WAR M	Yes					manual valve
MU256	MANUAL VALVE MU256	CTMT9	565	214		Internal PRA	Cat 1	NO	Reactivity Control	0d. Other - check/manual valve	MU	YES	DRY	WAR M	Yes					manual valve
MU257	MANUAL VALVE MU257	CTMT9	565	214		Internal PRA	Cat 1	NO	Reactivity Control	0d. Other - check/manual valve	MU	YES	DRY	WAR M	Yes					manual valve
MU258	MANUAL VALVE MU258	CTMT9	565	214		Internal PRA	Cat 1	NO	Reactivity Control	0d. Other - check/manual valve	MU	YES	DRY	WAR M	Yes					manual valve
MU259	MANUAL VALVE MU259	CTMT9	565	214		Internal PRA	Cat 1	NO	Reactivity Control	0d. Other - check/manual valve	MU	YES	DRY	WAR M	Yes					manual valve
MU260	MANUAL VALVE MU260	CTMT9	565	214		Internal PRA	Cat 1	NO	Reactivity Control	0d. Other - check/manual valve	MU	YES	DRY	WAR M	Yes					manual valve
MU261	MANUAL VALVE MU261	CTMT9	565	214		Internal PRA	Cat 1	NO	Reactivity Control	0d. Other - check/manual valve	MU	YES	DRY	WAR M	Yes					manual valve
MU2A	MOV MU2A	CTMT9	565	214		Internal PRA & IPEEE SSEL	Cat 1	NO	Reactivity Control/ Containment function	8A. Motor-Operated Valves	MU	YES	DRY	WAR M	Yes					MOV
MU2B	MOV MU2B	CTMT9	565	216		Internal PRA & IPEEE SSEL	Cat 1	NO	Reactivity Control/ Inventory Control	8A. Motor-Operated Valves	MU	YES	DRY	WAR M	Yes					MOV
MU3	AOV MU3	AUXB	565	208		Internal PRA	Cat 1	NO	Reactivity Control	7. Pneumatic-Operated Valves	MU	NO	DRY	WAR M	Yes			1.177	2.253E-04	AOV
MU326	MANUAL VALVE MU326	CTMT9	565	214		Internal PRA	Cat 1	NO	Reactivity Control	0d. Other - check/manual valve	MU	YES	DRY	WAR M	Yes					manual valve

Table 4-1: Base List 1 – The Equipment Coming Out of Screen #3 and Entering Screen #4, for Five Safety Functions

Equipment ID	Description	Building	Elevation	Room#	Reason for Selection into SWEL 1	SSC Source	Screen 1 Seismic Category 1	Screen 2 Regularly Inspected ?	Screen 3 Support for 5 Safety Functions	Screen 4a Variety of Types of Equip.	Screen 4b Variety of Systems	Screen 4c - Variety of Environments				Screen 4d - Major New & Replacement Equip.	Screen 4e - A-46/ IPEEE Vulnerability	Screen 4f - Importance Contribution to Risk		Type Code
							Category	Inspection ?	Safety Function	EPRI 21 Category	System	High Rad?	Moisture	Temp.	Inside ?			RAW of COMP	FVI of COMP	
MU327	MANUAL VALVE MU327	CTMT9	565	214		Internal PRA	Cat 1	NO	Reactivity Control	0d. Other - check/manual valve	MU	YES	DRY	WAR M	Yes					manual valve
MU328	MANUAL VALVE MU328	CTMT9	565	214		Internal PRA	Cat 1	NO	Reactivity Control	0d. Other - check/manual valve	MU	YES	DRY	WAR M	Yes					manual valve
MU329	MANUAL VALVE MU329	CTMT9	565	214		Internal PRA	Cat 1	NO	Reactivity Control	0d. Other - check/manual valve	MU	YES	DRY	WAR M	Yes					manual valve
MU372	MANUAL VALVE MU372	CTMT9	565	214		Internal PRA	Cat 1	NO	Reactivity Control	0d. Other - check/manual valve	MU	YES	DRY	WAR M	Yes					manual valve
MU374	MANUAL VALVE MU374	CTMT9	565	214		Internal PRA	Cat 1	NO	Reactivity Control	0d. Other - check/manual valve	MU	YES	DRY	WAR M	Yes					manual valve
MU375	MANUAL VALVE MU375	CTMT9	565	214		Internal PRA	Cat 1	NO	Reactivity Control	0d. Other - check/manual valve	MU	YES	DRY	WAR M	Yes					manual valve
MU379	MANUAL VALVE MU379	CTMT9	565	214		Internal PRA	Cat 1	NO	Reactivity Control	0d. Other - check/manual valve	MU	YES	DRY	WAR M	Yes					manual valve
MU38	AOV MU 38	AUXB	565	208		Internal PRA & IPEEE SSEL	Cat 1	NO	Reactivity Control/ Inventory Control	7. Pneumatic-Operated Valves	MU	NO	DRY	WAR M	Yes			1.534	2.770E-04	AOV
MU-40	BATCH FEED LINE STOP ISO VLV	AUXB	565	211		IPEEE SSEL	Cat 1	NO	Reactivity Control	8A. Motor-Operated Valves	MU	YES	DRY	COOL	Yes					MOV
MU59A	MOV MU59A	CTMT9	565	214		Internal PRA & IPEEE SSEL	Cat 1	NO	Reactivity Control/ Inventory Control	8A. Motor-Operated Valves	MU	YES	DRY	WAR M	Yes					MOV
MU59B	MOV MU59B	CTMT9	565	214		Internal PRA & IPEEE SSEL	Cat 1	NO	Reactivity Control/ Inventory Control	8A. Motor-Operated Valves	MU	YES	DRY	WAR M	Yes					MOV
MU59C	MOV MU59C	CTMT9	565	214		Internal PRA & IPEEE SSEL	Cat 1	NO	Reactivity Control/ Inventory Control	8A. Motor-Operated Valves	MU	YES	DRY	WAR M	Yes					MOV
MU59D	MOV MU59D	CTMT9	565	214		Internal PRA & IPEEE SSEL	Cat 1	NO	Reactivity Control/ Inventory Control	8A. Motor-Operated Valves	MU	YES	DRY	WAR M	Yes					MOV

Table 4-1: Base List 1 – The Equipment Coming Out of Screen #3 and Entering Screen #4, for Five Safety Functions

Equipment ID	Description	Building	Elevation	Room#	Reason for Selection into SWEL 1	SSC Source	Screen 1 Seismic Category 1	Screen 2 Regularly Inspected ?	Screen 3 Support for 5 Safety Functions	Screen 4a Variety of Types of Equip.	Screen 4b Variety of Systems	Screen 4c - Variety of Environments				Screen 4d - Major New & Replacement Equip.	Screen 4e – A-46/ IPEEE Vulnerability	Screen 4f - Importance Contribution to Risk		Type Code
							Category	Inspection ?	Safety Function	EPRI 21 Category	System	High Rad?	Moisture	Temp.	Inside ?			RAW of COMP	FVI of COMP	
MU6406	AOV MU6406	AUXB	565	225		Internal PRA & IPEEE SSEL	Cat 1	NO	Reactivity Control/ Inventory Control	7. Pneumatic-Operated Valves	MU	NO	DRY	COOL	Yes			1.183	2.325E-04	AOV
MU6407	AOV MU6407	AUXB	565	225		Internal PRA & IPEEE SSEL	Cat 1	NO	Reactivity Control	7. Pneumatic-Operated Valves	MU	NO	DRY	COOL	Yes			1.030	1.245E-04	AOV
MU6419	MOV MU6419	AUXB	565	208		Internal PRA & IPEEE SSEL	Cat 1	NO	Reactivity Control/ Inventory Control	8A. Motor-Operated Valves	MU	NO	DRY	WAR M	Yes			1.024	1.105E-04	MOV
MU6420	MOV MU6420	AUXB	565	225		Internal PRA & IPEEE SSEL	Cat 1	NO	Reactivity Control/ Inventory Control	8A. Motor-Operated Valves	MU	NO	DRY	COOL	Yes			1.181	2.159E-04	MOV
MU6421	MOV MU6421	AUXB	565	208		Internal PRA & IPEEE SSEL	Cat 1	NO	Reactivity Control/ Inventory Control	8A. Motor-Operated Valves	MU	NO	DRY	WAR M	Yes			1.024	1.105E-04	MOV
MU6422	MOV MU6422	AUXB	565	236		Internal PRA & IPEEE SSEL	Cat 1	NO	Reactivity Control/ Inventory Control	8A. Motor-Operated Valves	MU	NO	DRY	COOL	Yes					MOV
MU66A	AOV MU 66A F	AUXB	565	208		Internal PRA & IPEEE SSEL	Cat 1	NO	Reactivity Control	7. Pneumatic-Operated Valves	MU	NO	DRY	WAR M	Yes					AOV
MU66B	AOV MU 66B	AUXB	565	208		Internal PRA & IPEEE SSEL	Cat 1	NO	Reactivity Control	7. Pneumatic-Operated Valves	MU	NO	DRY	WAR M	Yes					AOV
MU66C	AOV MU 66C	AUXB	565	208		Internal PRA & IPEEE SSEL	Cat 1	NO	Reactivity Control	7. Pneumatic-Operated Valves	MU	NO	DRY	WAR M	Yes					AOV
MU66D	AOV MU 66D	AUXB	565	208		Internal PRA & IPEEE SSEL	Cat 1	NO	Reactivity Control	7. Pneumatic-Operated Valves	MU	NO	DRY	WAR M	Yes					AOV
MU800	CHECK VALVE MU800	AUXB	565	208		Internal PRA	Cat 1	NO	Reactivity Control	0d. Other - check/manual valve	MU	NO	DRY	WAR M	Yes			1.007	2.774E-06	check valve
N/A	HVAC ducting and supports - battery rooms	AUXB	603	428a,428b		Internal PRA	Cat 1	NO	HVAC	0. Other	HVAC	NO	DRY	COOL	Yes					HVAC Duct

Table 4-1: Base List 1 – The Equipment Coming Out of Screen #3 and Entering Screen #4, for Five Safety Functions

Equipment ID	Description	Building	Elevation	Room#	Reason for Selection into SWEL 1	SSC Source	Screen 1 Seismic Category 1	Screen 2 Regularly Inspected ?	Screen 3 Support for 5 Safety Functions	Screen 4a Variety of Types of Equip.	Screen 4b Variety of Systems	Screen 4c - Variety of Environments				Screen 4d - Major New & Replacement Equip.	Screen 4e – A-46/ IPEEE Vulnerability	Screen 4f - Importance Contribution to Risk		Type Code
							Category	Inspection ?	Safety Function	EPRI 21 Category	System	High Rad?	Moisture	Temp.	Inside ?			RAW of COMP	FVI of COMP	
N/A	steel containment vessel	structure	N/A	N/A		Structur es	Cat 1	YES	Structure	Structure	Structur e	N/A	N/A	N/A	N/A					Cat 1 structure
N/A	reinforced concrete shield building	structure	N/A	N/A		Structur es	Cat 1	YES	Structure	Structure	Structur e	N/A	N/A	N/A	N/A					Cat 1 structure
N/A	containment vessel Internal structures(including reactor cavity, primary shield wall, secondary shield wall (Internal missile protection), refueling pool,)	structure	N/A	N/A		Structur es	Cat 1	YES	Structure	Structure	Structur e	N/A	N/A	N/A	N/A					Cat 1 structure
N/A	Fuel transfer tubes (containment to Spent fuel pool)	structure	N/A	N/A		Structur es	Cat 1	YES	Structure	Structure	Structur e	N/A	N/A	N/A	N/A					Cat 1 structure
N/A	auxiliary building (houses radwaste, fuel storage (includes 140 ton crane), aux nuclear equipment, control room, switchgears, diesel generators), spent fuel pool; really three buildings which potentially could interfer	structure	N/A	N/A		Structur es	Cat 1	YES	Structure	Structure	Structur e	N/A	N/A	N/A	N/A					Cat 1 structure
N/A	Intake forebay canal dike	structure	N/A	N/A		Structur es	Cat 1	YES	Structure	Structure	Structur e	N/A	N/A	N/A	N/A					Cat 1 structure
N/A	three electrical manholes with cables (big concrete duct) in yard	structure	N/A	N/A		Structur es	Cat 1	YES	Structure	Structure	Structur e	N/A	N/A	N/A	N/A					Cat 1 structure

Table 4-1: Base List 1 – The Equipment Coming Out of Screen #3 and Entering Screen #4, for Five Safety Functions

Equipment ID	Description	Building	Elevation	Room#	Reason for Selection into SWEL 1	SSC Source	Screen 1 Seismic Category 1	Screen 2 Regularly Inspected ?	Screen 3 Support for 5 Safety Functions	Screen 4a Variety of Types of Equip.	Screen 4b Variety of Systems	Screen 4c - Variety of Environments				Screen 4d - Major New & Replacement Equip.	Screen 4e - A-46/ IPEEE Vulnerability	Screen 4f - Importance Contribution to Risk		Type Code
							Category	Inspection ?	Safety Function	EPRI 21 Category	System	High Rad?	Moisture	Temp.	Inside ?			RAW of COMP	FVI of COMP	
N/A	intake structure including pipe tunnel and valve "rooms" at end of tunnel (service water, backup service water, diesel driven fire water is Class II) electric pumps are in water treatment center	structure	N/A	N/A		Structur es	Cat 1	YES	Structure	Structure	Structur e	N/A	N/A	N/A	N/A					Cat 1 structure
N/A	intake forebay canal dike (category 1, impounds ultimate heat sink)	structure	N/A	N/A		Structur es	Cat 1	YES	Structure	Structure	Structur e	N/A	N/A	N/A	N/A					Cat 1 structure
N/A	HVAC ducting and supports - auxiliary boiler vent	TURB	585	331		Internal PRA	Cat 1	NO	HVAC	0. Other	HVAC	#N/A	#N/A	#N/A	#N/A					HVAC Duct
N/A	HVAC ducting and supports - for EDGs	AUXB	585	318, 319		Internal PRA	Cat 1	NO	HVAC	0. Other	HVAC	#N/A	#N/A	#N/A	#N/A					HVAC Duct
N/A	HVAC ducting and supports - low voltage SWGR Room	AUXB	603	428, 429		Internal PRA	Cat 1	NO	HVAC	0. Other	HVAC	NO	DRY	COOL	Yes					HVAC Duct
N/A	HVAC ducting and supports - backup SW (dilution pump room)	INTK	576	51, 52		Internal PRA	Cat 1	NO	HVAC	5. Horizontal Pumps	HVAC	#N/A	#N/A	#N/A	#N/A					HVAC Duct
N/A	HVAC ducting and supports - for SBODG	SBODG	585	SBO-02		Internal PRA	Cat 1	NO	HVAC	0. Other	HVAC	NO	DRY	COOL	Yes					HVAC Duct
N/A	HVAC ducting and supports - AUXB non-radiation Vent.	AUXB				Internal PRA	Cat 1	NO	HVAC	0. Other	HVAC	#N/A	#N/A	#N/A	#N/A					HVAC Duct
N/A	NSSS piping	CTMT9		CTMT		NSSS	Cat 1	YES	Inventory control	0. Other	RCS	YES	DRY	WAR M	Yes					NSSS piping
N/A	reactor Internals	CTMT9		CTMT		NSSS	Cat 1	YES	Inventory control	0. Other	RCS	YES	DRY	WAR M	Yes					RV Internals

Table 4-1: Base List 1 – The Equipment Coming Out of Screen #3 and Entering Screen #4, for Five Safety Functions

Equipment ID	Description	Building	Elevation	Room#	Reason for Selection into SWEL 1	SSC Source	Screen 1 Seismic Category 1	Screen 2 Regularly Inspected ?	Screen 3 Support for 5 Safety Functions	Screen 4a Variety of Types of Equip.	Screen 4b Variety of Systems	Screen 4c - Variety of Environments				Screen 4d - Major New & Replacement Equip.	Screen 4e - A-46/ IPEEE Vulnerability	Screen 4f - Importance Contribution to Risk		Type Code
							Category	Inspection ?	Safety Function	EPRI 21 Category	System	High Rad?	Moisture	Temp.	Inside ?			RAW of COMP	FVI of COMP	
NI 5874A	CH 1 NUCLEAR INSTRUMENTATION	AUXB	623	505		IPEEE SSEL	Cat 1	NO	Operator	20. Instrument and Control Panels	Instrument	NO	DRY	COOL	Yes					NUCLEAR INSTRUMENTATION
NN 236	NITROGEN VALVE ISOLATION	AUXB	565	236		IPEEE SSEL	Cat 1	NO	Compressed air	8A. Motor-Operated Valves	IA	NO	DRY	COOL	Yes					MOV
NN320	CHECK VALVE NN320	AUXB	643	601		Internal PRA	Cat 1	NO	pressure Control	0d. Other - check/manual valve	MSTM	NO	DRY	HOT	Yes					check valve
NN325	CHECK VALVE NN325	AUXB	643	602		Internal PRA	Cat 1	NO	pressure Control	0d. Other - check/manual valve	MSTM	NO	DRY	HOT	Yes					check valve
NP 1473	EDG 1-1 AC TURBO OIL PMP CTRL BOX CH A	AUXB	585	318		IPEEE SSEL	Cat 1	NO	AC power	20. Instrument and Control Panels	EDG	NO	DRY	COOL	Yes					CONTROL BOX
NV-5305A	L.V.S.G. RM DAMP CTRL STATION	AUXB	603	429		IPEEE SSEL	Cat 1	NO	HVAC	20. Instrument and Control Panels	HVAC	NO	DRY	COOL	Yes					CONTROL STATION
NV-5305B	L.V.S.G. RM DAMP CTRL STATION	AUXB	603	429		IPEEE SSEL	Cat 1	NO	HVAC	20. Instrument and Control Panels	HVAC	NO	DRY	COOL	Yes					CONTROL STATION
NV-55970	BATT RM 429B DISCH DMPR LOC SW	AUXB	603	429		IPEEE SSEL	Cat 1	NO	DC power	20. Instrument and Control Panels	DC power	NO	DRY	COOL	Yes					SWITCH
NY-5874B	NEUTRON FLUX MONITORING CH 1 AMPLIFIER	AUXB	603	402		IPEEE SSEL	Cat 1	NO	Operator	20A. Inst. in control panel/cabinet	Instrument	NO	DRY	COOL	Yes					AMPLIFIER
NY-5874C	NEUTRON FLUX SIGNAL PROCESSOR CH 1	AUXB	603	402		IPEEE SSEL	Cat 1	NO	Operator	20A. Inst. in control panel/cabinet	Instrument	NO	DRY	COOL	Yes					signal processor
P1	CTM PENETRATION	AUXB	585	314		IPEEE SSEL	Cat 1	YES	Containment function	0b. Other - penetration	Structure	NO	DRY	COOL	Yes					PENETRATION
P10	CTM PENETRATION	AUXB	585	314		IPEEE SSEL	Cat 1	YES	Containment function	0b. Other - penetration	Structure	NO	DRY	COOL	Yes					PENETRATION
P11	CTM PENETRATION	AUXB	585	314		IPEEE SSEL	Cat 1	YES	Containment function	0b. Other - penetration	Structure	NO	DRY	COOL	Yes					PENETRATION
P12	CTM PENETRATION	AUXB	585	314		IPEEE SSEL	Cat 1	YES	Containment function	0b. Other - penetration	Structure	NO	DRY	COOL	Yes					PENETRATION
P13	CTM PENETRATION	AUXB	565	236		IPEEE SSEL	Cat 1	YES	Containment function	0b. Other - penetration	Structure	NO	DRY	COOL	Yes					PENETRATION

Table 4-1: Base List 1 – The Equipment Coming Out of Screen #3 and Entering Screen #4, for Five Safety Functions

Equipment ID	Description	Building	Elevation	Room#	Reason for Selection into SWEL 1	SSC Source	Screen 1 Seismic Category 1	Screen 2 Regularly Inspected ?	Screen 3 Support for 5 Safety Functions	Screen 4a Variety of Types of Equip.	Screen 4b Variety of Systems	Screen 4c - Variety of Environments				Screen 4d - Major New & Replacement Equip.	Screen 4e - A-46/ IPEEE Vulnerability	Screen 4f - Importance Contribution to Risk		Type Code
							Category	Inspection ?	Safety Function	EPRI 21 Category	System	High Rad?	Moisture	Temp.	Inside ?			RAW of COMP	FVI of COMP	
P14	CTM PENETRATION	CTMT9	565	208		IPEEE SSEL	Cat 1	YES	Containment function	0b. Other - penetration	Structure	NO	DRY	WAR M	Yes				PENETRATIO N	
P14-1	AFP/T-1	AUXB	565	237	Screens 1, 2, 3, 4a, 4b, 4f	Internal PRA	Cat 1	NO	RCS Heat removal	5. Horizontal Pumps	AFW	NO	DRY	COOL	Yes			122.318	1.100E-01	turbine-driven pump
P14-2	AFP/T-2	AUXB	565	238	Screens 1, 2, 3, 4a, 4b, 4f	Internal PRA	Cat 1	NO	RCS Heat removal	5. Horizontal Pumps	AFW	NO	DRY	COOL	Yes			122.318	8.504E-02	turbine-driven pump
P148-1A	Engine driven water pump 1-1 for EDG 1-1 (radiator water pump)	AUXB	585	318		Other DGs parts	Cat 1	NO	AC power	5. Horizontal Pumps	EDG	NO	DRY	COOL	Yes					MD pump
P16	CTM PENETRATION	AUXB	565	236		IPEEE SSEL	Cat 1	YES	Containment function	0b. Other - penetration	Structure	NO	DRY	COOL	Yes					PENETRATIO N
P17	CTM PENETRATION	AUXB	585	314		IPEEE SSEL	Cat 1	YES	Containment function	0b. Other - penetration	Structure	NO	DRY	COOL	Yes					PENETRATIO N
P18	CTM PENETRATION	AUXB	585	314		IPEEE SSEL	Cat 1	YES	Containment function	0b. Other - penetration	Structure	NO	DRY	COOL	Yes					PENETRATIO N
P19	CTM PENETRATION	AUXB	565	236		IPEEE SSEL	Cat 1	YES	Containment function	0b. Other - penetration	Structure	NO	DRY	COOL	Yes					PENETRATIO N
P195-1	EDG FUEL OIL TRANSFER PUMP 1-1	YARD	YARD	YARD		IPEEE SSEL	Cat 1	NO	AC power	5. Horizontal Pumps	EDG	NO	DRY/WE T	COOL /WAR M	NO					EDG FO TRANSFER PUMP
P197-1	HPI 1-1 AC OIL PUMP	AUXB	545	105		IPEEE SSEL	Cat 1	NO	Inventory Control	5. Horizontal Pumps	HPI	NO	DRY	COOL	Yes					MD PUMP
P197-2	HPI 1-1 DC OIL PUMP	AUXB	545	105		IPEEE SSEL	Cat 1	NO	Inventory Control	5. Horizontal Pumps	HPI	NO	DRY	COOL	Yes					MD PUMP
P1C5SI	ELECTRICAL PENETRATION	CTMT9	603	407		IPEEE SSEL	Cat 1	YES	Containment function	0b. Other - penetration	Structure	YES	DRY	WAR M	Yes					ELECTRICAL PENETRATIO N
P1FI	ELECTRICAL PENETRATION (SPARE)	AUXB	585	314		IPEEE SSEL	Cat 1	YES	Containment function	0b. Other - penetration	Structure	NO	DRY	COOL	Yes					ELECTRICAL PENETRATIO N
P1L1LI	ELECTRICAL PENETRATION	CTMT9	585	316		IPEEE SSEL	Cat 1	YES	Containment function	0b. Other - penetration	Structure	YES	DRY	WAR M	Yes					ELECTRICAL PENETRATIO N
P1L2LI	ELECTRICAL PENETRATION	CTMT9	585	316		IPEEE SSEL	Cat 1	YES	Containment function	0b. Other - penetration	Structure	YES	DRY	WAR M	Yes					ELECTRICAL PENETRATIO N
P1L5WI	ELECTRICAL PENETRATION	CTMT9	603	407		IPEEE SSEL	Cat 1	YES	Containment function	0b. Other - penetration	Structure	YES	DRY	WAR M	Yes					ELECTRICAL PENETRATIO N

Table 4-1: Base List 1 – The Equipment Coming Out of Screen #3 and Entering Screen #4, for Five Safety Functions

Equipment ID	Description	Building	Elevation	Room#	Reason for Selection into SWEL 1	SSC Source	Screen 1 Seismic Category 1	Screen 2 Regularly Inspected ?	Screen 3 Support for 5 Safety Functions	Screen 4a Variety of Types of Equip.	Screen 4b Variety of Systems	Screen 4c - Variety of Environments				Screen 4d - Major New & Replacement Equip.	Screen 4e – A-46/ IPEEE Vulnerability	Screen 4f - Importance Contribution to Risk		Type Code
							Category	Inspection ?	Safety Function	EPRI 21 Category	System	High Rad?	Moisture	Temp.	Inside ?			RAW of COMP	FVI of COMP	
P1MI	ELECTRICAL PENETRATION (SPARE)	CTMT9	585	316		IPEEE SSEL	Cat 1	YES	Containment function	0b. Other - penetration	Structure	YES	DRY	WARM	Yes				ELECTRICAL PENETRATION	
P1P2MI	ELECTRICAL PENETRATION	CTMT9	585	316		IPEEE SSEL	Cat 1	YES	Containment function	0b. Other - penetration	Structure	YES	DRY	WARM	Yes				ELECTRICAL PENETRATION	
P1P3BI	ELECTRICAL PENETRATION	AUXB	585	314		IPEEE SSEL	Cat 1	YES	Containment function	0b. Other - penetration	Structure	NO	DRY	COOL	Yes				ELECTRICAL PENETRATION	
P2	CTM PENETRATION	AUXB	585	314		IPEEE SSEL	Cat 1	YES	Containment function	0b. Other - penetration	Structure	NO	DRY	COOL	Yes				PENETRATION	
P20	CTM PENETRATION	AUXB	565	236		IPEEE SSEL	Cat 1	YES	Containment function	0b. Other - penetration	Structure	NO	DRY	COOL	Yes				PENETRATION	
P21	CTM PENETRATION	CTMT9	565	208		IPEEE SSEL	Cat 1	YES	Containment function	0b. Other - penetration	Structure	NO	DRY	WARM	Yes				PENETRATION	
P22	CTM PENETRATION	CTMT9	565	208		IPEEE SSEL	Cat 1	YES	Containment function	0b. Other - penetration	Structure	NO	DRY	WARM	Yes				PENETRATION	
P23	CTM PENETRATION	CTMT9	565	UNK		IPEEE SSEL	Cat 1	YES	Containment function	0b. Other - penetration	Structure	YES	DRY	WARM	Yes				PENETRATION	
P24	CTM PENETRATION	CTMT9	565	UNK		IPEEE SSEL	Cat 1	YES	Containment function	0b. Other - penetration	Structure	YES	DRY	WARM	Yes				PENETRATION	
P25	CTM PENETRATION	AUXB	585	314		IPEEE SSEL	Cat 1	YES	Containment function	0b. Other - penetration	Structure	NO	DRY	COOL	Yes				PENETRATION	
P26	CTM PENETRATION	AUXB	585	303		IPEEE SSEL	Cat 1	YES	Containment function	0b. Other - penetration	Structure	NO	DRY	COOL	Yes				PENETRATION	
P27	CTM PENETRATION	AUXB	565	236		IPEEE SSEL	Cat 1	YES	Containment function	0b. Other - penetration	Structure	NO	DRY	COOL	Yes				PENETRATION	
P28	CTM PENETRATION	CTMT9	565	208		IPEEE SSEL	Cat 1	YES	Containment function	0b. Other - penetration	Structure	NO	DRY	WARM	Yes				PENETRATION	
P29	CTM PENETRATION	AUXB	565	236		IPEEE SSEL	Cat 1	YES	Containment function	0b. Other - penetration	Structure	NO	DRY	COOL	Yes				PENETRATION	
P2C5CI	ELECTRICAL PENETRATION	AUXB	603	427		IPEEE SSEL	Cat 1	YES	Containment function	0b. Other - penetration	Structure	NO	DRY	COOL	Yes				ELECTRICAL PENETRATION	
P2C5G1	ELECTRICAL PENETRATION	AUXB	603	427		IPEEE SSEL	Cat 1	YES	Containment function	0b. Other - penetration	Structure	NO	DRY	COOL	Yes				ELECTRICAL PENETRATION	
P2L2CI	ELECTRICAL PENETRATION	AUXB	585	314		IPEEE SSEL	Cat 1	YES	Containment function	0b. Other - penetration	Structure	NO	DRY	COOL	Yes				ELECTRICAL PENETRATION	
P2L4G1	ELECTRICAL PENETRATION	AUXB	603	427		IPEEE SSEL	Cat 1	YES	Containment function	0b. Other - penetration	Structure	NO	DRY	COOL	Yes				ELECTRICAL PENETRATION	

Table 4-1: Base List 1 – The Equipment Coming Out of Screen #3 and Entering Screen #4, for Five Safety Functions

Equipment ID	Description	Building	Elevation	Room#	Reason for Selection into SWEL 1	SSC Source	Screen 1 Seismic Category 1	Screen 2 Regularly Inspected ?	Screen 3 Support for 5 Safety Functions	Screen 4a Variety of Types of Equip.	Screen 4b Variety of Systems	Screen 4c - Variety of Environments				Screen 4d - Major New & Replacement Equip.	Screen 4e - A-46/ IPEEE Vulnerability	Screen 4f - Importance Contribution to Risk		Type Code
							Category	Inspection ?	Safety Function	EPRI 21 Category	System	High Rad?	Moisture	Temp.	Inside ?			RAW of COMP	FVI of COMP	
P2P5FI	ELECTRICAL PENETRATION	AUXB	603	427		IPEEE SSEL	Cat 1	YES	Containment function	0b. Other - penetration	Structure	NO	DRY	COOL	Yes					ELECTRICAL PENETRATION
P2QI	ELECTRICAL PENETRATION (SPARE)	CTMT9	585	316		IPEEE SSEL	Cat 1	YES	Containment function	0b. Other - penetration	Structure	YES	DRY	WARM	Yes					ELECTRICAL PENETRATION
P2RI	ELECTRICAL PENETRATION (SPARE)	CTMT9	585	316		IPEEE SSEL	Cat 1	YES	Containment function	0b. Other - penetration	Structure	YES	DRY	WARM	Yes					ELECTRICAL PENETRATION
P3	CTM PENETRATION	AUXB	585	314		IPEEE SSEL	Cat 1	YES	Containment function	0b. Other - penetration	Structure	NO	DRY	COOL	Yes					PENETRATION
P30	CTM PENETRATION	CTMT9	545	113		IPEEE SSEL	Cat 1	YES	Containment function	0b. Other - penetration	Structure	NO	DRY	COOL	Yes					PENETRATION
P31	CTM PENETRATION	CTMT9	545	105		IPEEE SSEL	Cat 1	YES	Containment function	0b. Other - penetration	Structure	NO	DRY	COOL	Yes					PENETRATION
P3-1	Pump P3-1	INTK	576	52		Internal PRA	Cat 1	NO	SW&CCW	6. Vertical Pumps	SW	NO	DRY	WARM	Yes		YES	20.089	8.943E-03	Service water pump
P32	CTM PENETRATION	AUXB	565	225		IPEEE SSEL	Cat 1	YES	Containment function	0b. Other - penetration	Structure	NO	DRY	COOL	Yes					PENETRATION
P3-2	Pump P3-2	INTK	576	52	Screens 1, 2, 3, 4a, 4b, 4c, 4e, 4f	Internal PRA	Cat 1	NO	SW&CCW	6. Vertical Pumps	SW	NO	DRY	WARM	Yes		YES	20.089	1.305E-02	Service water pump
P33	CTM PENETRATION	CTMT9	643	601		IPEEE SSEL	Cat 1	YES	Containment function	0b. Other - penetration	Structure	NO	DRY	HOT	Yes					PENETRATION
P3-3	Pump P3-3	INTK	576	52		Internal PRA	Cat 1	NO	SW&CCW	6. Vertical Pumps	SW	NO	DRY	WARM	Yes			20.089	1.369E-03	Service water pump
P34	CTM PENETRATION	AUXB	603	427		IPEEE SSEL	Cat 1	YES	Containment function	0b. Other - penetration	Structure	NO	DRY	COOL	Yes					PENETRATION
P35	CTM PENETRATION	AUXB	585	314		IPEEE SSEL	Cat 1	YES	Containment function	0b. Other - penetration	Structure	NO	DRY	COOL	Yes					PENETRATION
P36	CTM PENETRATION	CTMT9	585	308		IPEEE SSEL	Cat 1	YES	Containment function	0b. Other - penetration	Structure	YES	DRY	WARM	Yes					PENETRATION
P36-1	REACTOR COOLANT PUMP 1-1	CTMT9	565	216		NSSS	Cat 1	YES	Inventory Control	5. Horizontal Pumps	RCS	YES	DRY	WARM	Yes					MD Pump
P36-1 SC	REACTOR COOLANT PUMP 1-1-1 SEAL COOLER	AUXB	585	303		Internal PRA	Cat 1	NO	SW&CCW	21. Tanks and Heat Exchangers	CCW	NO	DRY	COOL	Yes					Heat exchanger
P36-1 SC	REACTOR COOLANT PUMP 2-2	CTMT9	565	218		NSSS	Cat 1	YES	Inventory Control	5. Horizontal Pumps	RCS	YES	DRY	WARM	Yes					MD Pump

Table 4-1: Base List 1 – The Equipment Coming Out of Screen #3 and Entering Screen #4, for Five Safety Functions

Equipment ID	Description	Building	Elevation	Room#	Reason for Selection into SWEL 1	SSC Source	Screen 1 Seismic Category 1	Screen 2 Regularly Inspected ?	Screen 3 Support for 5 Safety Functions	Screen 4a Variety of Types of Equip.	Screen 4b Variety of Systems	Screen 4c - Variety of Environments				Screen 4d - Major New & Replacement Equip.	Screen 4e - A-46/ IPEEE Vulnerability	Screen 4f - Importance Contribution to Risk		Type Code
							Category	Inspection ?	Safety Function	EPRI 21 Category	System	High Rad?	Moisture	Temp.	Inside ?			RAW of COMP	FVI of COMP	
P36-2 SC	REACTOR COOLANT PUMP 1-2	CTMT9	565	216		NSSS	Cat 1	YES	Inventory Control	5. Horizontal Pumps	RCS	YES	DRY	WAR M	Yes					MD Pump
P36-2 SC	REACTOR COOLANT PUMP 1-1-2 SEAL COOLER	AUXB	585	303		Internal PRA	Cat 1	NO	SW&CCW	21. Tanks and Heat Exchangers	CCW	NO	DRY	COOL	Yes					Heat exchanger
P36-3 SC	REACTOR COOLANT PUMP 2-1	CTMT9	565	218		NSSS	Cat 1	YES	Inventory Control	5. Horizontal Pumps	RCS	YES	DRY	WAR M	Yes					MD Pump
P36-4 SC	REACTOR COOLANT PUMP 1-2-1 SEAL COOLER	AUXB	585	303		Internal PRA	Cat 1	NO	SW&CCW	21. Tanks and Heat Exchangers	CCW	NO	DRY	COOL	Yes					Heat exchanger
P36-4 SC	REACTOR COOLANT PUMP 1-2-2 SEAL COOLER	AUXB	585	303		Internal PRA	Cat 1	NO	SW&CCW	21. Tanks and Heat Exchangers	CCW	NO	DRY	COOL	Yes					Heat exchanger
P37	CTM PENETRATION	CTMT9	585	UNK		IPEEE SSEL	Cat 1	YES	Containment function	0b. Other - penetration	Structure	YES	DRY	WAR M	Yes					PENETRATION
P371A	MAKEUP GEAR DRIVEN LUBE OIL PUMP	AUXB	565	225		IPEEE SSEL	Cat 1	NO	Reactivity Control	5. Horizontal Pumps	MU	NO	DRY	COOL	Yes					GEAR DRIVEN PUMP
P371B	MOTOR-DRIVEN PUMP	AUXB	565	225		Internal PRA & IPEEE SSEL	Cat 1	NO	Reactivity Control	5. Horizontal Pumps	MU	NO	DRY	COOL	Yes			1.000	5.161E-07	MD Pump
P371C	MOTOR-DRIVEN PUMP	AUXB	565	225		Internal PRA & IPEEE SSEL	Cat 1	NO	Reactivity Control	5. Horizontal Pumps	MU	NO	DRY	COOL	Yes			1.000	5.161E-07	MD Pump
P371D	AUX GEAR LUBE OIL PUMP P371D	AUXB	565	225		Internal PRA & IPEEE SSEL	Cat 1	NO	Reactivity Control	5. Horizontal Pumps	MU	NO	DRY	COOL	Yes			1.085	5.211E-04	MD Pump
P372B	MOTOR-DRIVEN PUMP	AUXB	565	225	Screens 1, 2, 3, 4a, 4b	Internal PRA	Cat 1	NO	Reactivity Control	5. Horizontal Pumps	MU	NO	DRY	COOL	Yes			1.000	5.806E-07	MD Pump
P372C	MOTOR-DRIVEN PUMP	AUXB	565	225		Internal PRA	Cat 1	NO	Reactivity Control	5. Horizontal Pumps	MU	NO	DRY	COOL	Yes			1.000	5.161E-07	MD Pump
P372D	MOTOR-DRIVEN PUMP	AUXB	565	225		Internal PRA	Cat 1	NO	Reactivity Control	5. Horizontal Pumps	MU	NO	DRY	COOL	Yes			1.198	6.531E-04	MD Pump
P38	CTM PENETRATION	CTMT9	585	UNK		IPEEE SSEL	Cat 1	YES	Containment function	0b. Other - penetration	Structure	YES	DRY	WAR M	Yes					PENETRATION
P39	CTM PENETRATION	CTMT9	643	UNK		IPEEE SSEL	Cat 1	YES	Containment function	0b. Other - penetration	Structure	YES	DRY	WAR M	Yes					PENETRATION

Table 4-1: Base List 1 – The Equipment Coming Out of Screen #3 and Entering Screen #4, for Five Safety Functions

Equipment ID	Description	Building	Elevation	Room#	Reason for Selection into SWEL 1	SSC Source	Screen 1 Seismic Category 1	Screen 2 Regularly Inspected ?	Screen 3 Support for 5 Safety Functions	Screen 4a Variety of Types of Equip.	Screen 4b Variety of Systems	Screen 4c - Variety of Environments				Screen 4d - Major New & Replacement Equip.	Screen 4e – A-46/ IPEEE Vulnerability	Screen 4f - Importance Contribution to Risk		Type Code
							Category	Inspection ?	Safety Function	EPRI 21 Category	System	High Rad?	Moisture	Temp.	Inside ?			RAW of COMP	FVI of COMP	
P3CI	ELECTRICAL PENETRATION (SPARE)	AUXB	585	314		IPEEE SSEL	Cat 1	YES	Containment function	0b. Other - penetration	Structure	NO	DRY	COOL	Yes					ELECTRICAL PENETRATION
P3GI	ELECTRICAL PENETRATION (SPARE)	AUXB	585	314		IPEEE SSEL	Cat 1	YES	Containment function	0b. Other - penetration	Structure	NO	DRY	COOL	Yes					ELECTRICAL PENETRATION
P3L4SI	ELECTRICAL PENETRATION	CTMT9	603	407		IPEEE SSEL	Cat 1	YES	Containment function	0b. Other - penetration	Structure	YES	DRY	WARM	Yes					ELECTRICAL PENETRATION
P3NI	ELECTRICAL PENETRATION (SPARE)	CTMT9	585	316		IPEEE SSEL	Cat 1	YES	Containment function	0b. Other - penetration	Structure	YES	DRY	WARM	Yes					ELECTRICAL PENETRATION
P3P4CI	ELECTRICAL PENETRATION	AUXB	603	427		IPEEE SSEL	Cat 1	YES	Containment function	0b. Other - penetration	Structure	NO	DRY	COOL	Yes					ELECTRICAL PENETRATION
P4	CTM PENETRATION	AUXB	585	314		IPEEE SSEL	Cat 1	YES	Containment function	0b. Other - penetration	Structure	NO	DRY	COOL	Yes					PENETRATION
P40	CTM PENETRATION	CTMT9	643	UNK		IPEEE SSEL	Cat 1	YES	Containment function	0b. Other - penetration	Structure	YES	DRY	WARM	Yes					PENETRATION
P41	CTM PENETRATION	AUXB	565	236		IPEEE SSEL	Cat 1	YES	Containment function	0b. Other - penetration	Structure	NO	DRY	COOL	Yes					PENETRATION
P4-1	Screen wash pump P4-1	INTK	585	50	Screens 1, 2, 3, 4a, 4b, 4c	EPRI Tables B-1,2	Cat 1	NO	SW&CCW	0. Other	SW	NO	DAMP	COOL	Yes					Traveling screens
P4-2	Screen wash pump P4-2	INTK	585	50		EPRI Tables B-1,2	Cat 1	NO	SW&CCW	0. Other	SW	NO	DAMP	COOL	Yes					Traveling screens
P42-1	P42-1 Pump for decay heat 1-1	AUXB	545	105	Screens 1, 2, 3, 4a, 4b, 4f	Internal PRA	Cat 1	NO	RCS Heat Removal	5. Horizontal Pumps	DH	NO	DRY	COOL	Yes			134.023	2.878E-02	MD Pump
P42-2	P42-2 Pump for decay heat 1-2	AUXB	545	115		Internal PRA	Cat 1	NO	RCS Heat Removal	5. Horizontal Pumps	DH	NO	DRY	COOL	Yes			134.023	2.746E-02	MD Pump
P42A	CTM PENETRATION	AUXB	585	314		IPEEE SSEL	Cat 1	YES	Containment function	0b. Other - penetration	Structure	NO	DRY	COOL	Yes					PENETRATION
P42B	CTM PENETRATION	AUXB	585	314		IPEEE SSEL	Cat 1	YES	Containment function	0b. Other - penetration	Structure	NO	DRY	COOL	Yes					PENETRATION
P43-1	CCW PUMP 1-1	AUXB	585	328		Internal PRA	Cat 1	NO	SW&CCW	5. Horizontal Pumps	CCW	NO	DRY	COOL	Yes			259.561	6.435E-03	MD Pump
P43-2	CCW PUMP 1-2	AUXB	585	328	Screens 1, 2, 3, 4a, 4b, 4f	Internal PRA	Cat 1	NO	SW&CCW	5. Horizontal Pumps	CCW	NO	DRY	COOL	Yes			259.561	7.714E-03	MD Pump
P43-3	CCW PUMP 1-3	AUXB	585	328		Internal PRA	Cat 1	NO	SW&CCW	5. Horizontal Pumps	CCW	NO	DRY	COOL	Yes			259.561	2.063E-03	MD Pump

Table 4-1: Base List 1 – The Equipment Coming Out of Screen #3 and Entering Screen #4, for Five Safety Functions

Equipment ID	Description	Building	Elevation	Room#	Reason for Selection into SWEL 1	SSC Source	Screen 1 Seismic Category 1	Screen 2 Regularly Inspected ?	Screen 3 Support for 5 Safety Functions	Screen 4a Variety of Types of Equip.	Screen 4b Variety of Systems	Screen 4c - Variety of Environments				Screen 4d - Major New & Replacement Equip.	Screen 4e – A-46/ IPEEE Vulnerability	Screen 4f - Importance Contribution to Risk		Type Code
							Category	Inspection ?	Safety Function	EPRI 21 Category	System	High Rad?	Moisture	Temp.	Inside ?			RAW of COMP	FVI of COMP	
P43A	CTM PENETRATION	AUXB	585	314		IPEEE SSEL	Cat 1	YES	Containment function	0b. Other - penetration	Structure	NO	DRY	COOL	Yes					PENETRATIO N
P43B	CTM PENETRATION	AUXB	585	314		IPEEE SSEL	Cat 1	YES	Containment function	0b. Other - penetration	Structure	NO	DRY	COOL	Yes					PENETRATIO N
P44A	CTM PENETRATION	AUXB	565	236		IPEEE SSEL	Cat 1	YES	Containment function	0b. Other - penetration	Structure	NO	DRY	COOL	Yes					PENETRATIO N
P44B	CTM PENETRATION	AUXB	565	236		IPEEE SSEL	Cat 1	YES	Containment function	0b. Other - penetration	Structure	NO	DRY	COOL	Yes					PENETRATIO N
P45	CTM PENETRATION (SPARE)	CTMT9	565	208		IPEEE SSEL	Cat 1	YES	Containment function	0b. Other - penetration	Structure	NO	DRY	WAR M	Yes					PENETRATIO N
P46	CTM PENETRATION (SPARE)	AUXB	565	236		IPEEE SSEL	Cat 1	YES	Containment function	0b. Other - penetration	Structure	NO	DRY	COOL	Yes					PENETRATIO N
P47A	CTM PENETRATION	AUXB	585	314		IPEEE SSEL	Cat 1	YES	Containment function	0b. Other - penetration	Structure	NO	DRY	COOL	Yes					PENETRATIO N
P47B	CTM PENETRATION	AUXB	585	314		IPEEE SSEL	Cat 1	YES	Containment function	0b. Other - penetration	Structure	NO	DRY	COOL	Yes					PENETRATIO N
P48	CTM PENETRATION	CTMT9	565	225		IPEEE SSEL	Cat 1	YES	Containment function	0b. Other - penetration	Structure	NO	DRY	COOL	Yes					PENETRATIO N
P49	CTM PENETRATION	CTMT9	565	208		IPEEE SSEL	Cat 1	YES	Containment function	0b. Other - penetration	Structure	NO	DRY	WAR M	Yes					PENETRATIO N
P4FI	ELECTRICAL PENETRATION (SPARE)	AUXB	603	314		IPEEE SSEL	Cat 1	YES	Containment function	0b. Other - penetration	Structure	NO	DRY	COOL	Yes					ELECTRICAL PENETRATIO N
P4L1GI	ELECTRICAL PENETRATION	CTMT9	585	407		IPEEE SSEL	Cat 1	YES	Containment function	0b. Other - penetration	Structure	YES	DRY	WAR M	Yes					ELECTRICAL PENETRATIO N
P4RI	ELECTRICAL PENETRATION (SPARE)	CTMT9	603	316		IPEEE SSEL	Cat 1	YES	Containment function	0b. Other - penetration	Structure	YES	DRY	WAR M	Yes					ELECTRICAL PENETRATIO N
P5	CTM PENETRATION	AUXB	585	314		IPEEE SSEL	Cat 1	YES	Containment function	0b. Other - penetration	Structure	NO	DRY	COOL	Yes					PENETRATIO N
P50	CTM PENETRATION	CTMT9	565	208		IPEEE SSEL	Cat 1	YES	Containment function	0b. Other - penetration	Structure	NO	DRY	WAR M	Yes					PENETRATIO N
P51	CTM PENETRATION	AUXB	565	236		IPEEE SSEL	Cat 1	YES	Containment function	0b. Other - penetration	Structure	NO	DRY	COOL	Yes					PENETRATIO N
P52	CTM PENETRATION	CTMT9	565	208		IPEEE SSEL	Cat 1	YES	Containment function	0b. Other - penetration	Structure	NO	DRY	WAR M	Yes					PENETRATIO N
P53	CTM PENETRATION	CTMT9	565	208		IPEEE SSEL	Cat 1	YES	Containment function	0b. Other - penetration	Structure	NO	DRY	WAR M	Yes					PENETRATIO N
P54	CTM PENETRATION	CTMT9	565	208		IPEEE SSEL	Cat 1	YES	Containment function	0b. Other - penetration	Structure	NO	DRY	WAR M	Yes					PENETRATIO N

Table 4-1: Base List 1 – The Equipment Coming Out of Screen #3 and Entering Screen #4, for Five Safety Functions

Equipment ID	Description	Building	Elevation	Room#	Reason for Selection into SWEL 1	SSC Source	Screen 1 Seismic Category 1	Screen 2 Regularly Inspected ?	Screen 3 Support for 5 Safety Functions	Screen 4a Variety of Types of Equip.	Screen 4b Variety of Systems	Screen 4c - Variety of Environments				Screen 4d - Major New & Replacement Equip.	Screen 4e - A-46/ IPEEE Vulnerability	Screen 4f - Importance Contribution to Risk		Type Code
							Category	Inspection ?	Safety Function	EPRI 21 Category	System	High Rad?	Moisture	Temp.	Inside ?			RAW of COMP	FVI of COMP	
P55	CTM PENETRATION	CTMT9	565	208		IPEEE SSEL	Cat 1	YES	Containment function	0b. Other - penetration	Structure	NO	DRY	WAR M	Yes					PENETRATIO N
P56	CTM PENETRATION	CTMT9	565	208		IPEEE SSEL	Cat 1	YES	Containment function	0b. Other - penetration	Structure	NO	DRY	WAR M	Yes					PENETRATIO N
P56-1	CS PUMP 1-1	AUXB	545	105		Internal PRA	Cat 1	NO	Containment function	5. Horizontal Pumps	CS	NO	DRY	COOL	Yes					MD Pump
P56-2	CS PUMP 1-2	AUXB	545	115		Internal PRA	Cat 1	NO	Containment function	5. Horizontal Pumps	CS	NO	DRY	COOL	Yes					MD Pump
P57	BORATED WATER RECIRC PUMP 1-1	AUXB	565	209		IPEEE SSEL	Cat 1	NO	Reactivity Control	5. Horizontal Pumps	MU	NO	DRY	COOL	Yes					MD PUMP
P58	CTM PENETRATION (SPARE)	CTMT9	565	208		IPEEE SSEL	Cat 1	YES	Containment function	0b. Other - penetration	Structure	NO	DRY	WAR M	Yes					PENETRATIO N
P58-1	HPI PUMP 1-1	AUXB	545	105	Screens 1, 2, 3, 4a, 4b, 4f	Internal PRA	Cat 1	NO	Inventory Control	5. Horizontal Pumps	HPI	NO	DRY	COOL	Yes			64.734	1.545E-02	MD Pump
P58-2	HPI PUMP 1-2	AUXB	545	115		Internal PRA	Cat 1	NO	Inventory Control	5. Horizontal Pumps	HPI	NO	DRY	COOL	Yes			64.734	1.469E-02	MD Pump
P59	CTM PENETRATION	AUXB	585	303		IPEEE SSEL	Cat 1	YES	Containment function	0b. Other - penetration	Structure	NO	DRY	COOL	Yes					PENETRATIO N
P5EI	ELECTRICAL PENETRATION (SPARE)	AUXB	603	427		IPEEE SSEL	Cat 1	YES	Containment function	0b. Other - penetration	Structure	NO	DRY	COOL	Yes					ELECTRICAL PENETRATIO N
P5HI	ELECTRICAL PENETRATION (SPARE)	AUXB	603	427		IPEEE SSEL	Cat 1	YES	Containment function	0b. Other - penetration	Structure	NO	DRY	COOL	Yes					ELECTRICAL PENETRATIO N
P5RI	ELECTRICAL PENETRATION (SPARE)	CTMT9	603	407		IPEEE SSEL	Cat 1	YES	Containment function	0b. Other - penetration	Structure	YES	DRY	WAR M	Yes					ELECTRICAL PENETRATIO N
P6	CTM PENETRATION	AUXB	585	314		IPEEE SSEL	Cat 1	YES	Containment function	0b. Other - penetration	Structure	NO	DRY	COOL	Yes					PENETRATIO N
P60	CTM PENETRATION	AUXB	565	236		IPEEE SSEL	Cat 1	YES	Containment function	0b. Other - penetration	Structure	NO	DRY	COOL	Yes					PENETRATIO N
P61	CTM PENETRATION (SPARE)	CTMT9	565	208		IPEEE SSEL	Cat 1	YES	Containment function	0b. Other - penetration	Structure	NO	DRY	WAR M	Yes					PENETRATIO N
P62	CTM PENETRATION (SPARE)	CTMT9	565	208		IPEEE SSEL	Cat 1	YES	Containment function	0b. Other - penetration	Structure	NO	DRY	WAR M	Yes					PENETRATIO N
P63	CTM PENETRATION (SPARE)	AUXB	585	314		IPEEE SSEL	Cat 1	YES	Containment function	0b. Other - penetration	Structure	NO	DRY	COOL	Yes					PENETRATIO N

Table 4-1: Base List 1 – The Equipment Coming Out of Screen #3 and Entering Screen #4, for Five Safety Functions

Equipment ID	Description	Building	Elevation	Room#	Reason for Selection into SWEL 1	SSC Source	Screen 1 Seismic Category 1	Screen 2 Regularly Inspected ?	Screen 3 Support for 5 Safety Functions	Screen 4a Variety of Types of Equip.	Screen 4b Variety of Systems	Screen 4c - Variety of Environments				Screen 4d - Major New & Replacement Equip.	Screen 4e - A-46/ IPEEE Vulnerability	Screen 4f - Importance Contribution to Risk		Type Code
							Category	Inspection ?	Safety Function	EPRI 21 Category	System	High Rad?	Moisture	Temp.	Inside ?			RAW of COMP	FVI of COMP	
P64	CTM PENETRATION (SPARE)	AUXB	585	314		IPEEE SSEL	Cat 1	YES	Containment function	0b. Other - penetration	Structure	NO	DRY	COOL	Yes					PENETRATIO N
P65	CTM PENETRATION (SPARE)	AUXB	565	236		IPEEE SSEL	Cat 1	YES	Containment function	0b. Other - penetration	Structure	NO	DRY	COOL	Yes					PENETRATIO N
P66	CTM PENETRATION (SPARE)	AUXB	585	303		IPEEE SSEL	Cat 1	YES	Containment function	0b. Other - penetration	Structure	NO	DRY	COOL	Yes					PENETRATIO N
P67	CTM PENETRATION	AUXB	585	314		IPEEE SSEL	Cat 1	YES	Containment function	0b. Other - penetration	Structure	NO	DRY	COOL	Yes					PENETRATIO N
P68A	CTM PENETRATION	AUXB	585	314		IPEEE SSEL	Cat 1	YES	Containment function	0b. Other - penetration	Structure	NO	DRY	COOL	Yes					PENETRATIO N
P68B	CTM PENETRATION	AUXB	585	314		IPEEE SSEL	Cat 1	YES	Containment function	0b. Other - penetration	Structure	NO	DRY	COOL	Yes					PENETRATIO N
P69	CTM PENETRATION	CTMT9	565	208		IPEEE SSEL	Cat 1	YES	Containment function	0b. Other - penetration	Structure	NO	DRY	WAR M	Yes					PENETRATIO N
P7	CTM PENETRATION	AUXB	585	314		IPEEE SSEL	Cat 1	YES	Containment function	0b. Other - penetration	Structure	NO	DRY	COOL	Yes					PENETRATIO N
P70	CTM PENETRATION (SPARE)	CTMT9	565	208		IPEEE SSEL	Cat 1	YES	Containment function	0b. Other - penetration	Structure	NO	DRY	WAR M	Yes					PENETRATIO N
P71A	CTM PENETRATION	AUXB	585	303		IPEEE SSEL	Cat 1	YES	Containment function	0b. Other - penetration	Structure	NO	DRY	COOL	Yes					PENETRATIO N
P71B	CTM PENETRATION	AUXB	585	303		IPEEE SSEL	Cat 1	YES	Containment function	0b. Other - penetration	Structure	NO	DRY	COOL	Yes					PENETRATIO N
P71C	CTM PENETRATION	AUXB	585	303		IPEEE SSEL	Cat 1	YES	Containment function	0b. Other - penetration	Structure	NO	DRY	COOL	Yes					PENETRATIO N
P72A	CTM PENETRATION	AUXB	603	427		IPEEE SSEL	Cat 1	YES	Containment function	0b. Other - penetration	Structure	NO	DRY	COOL	Yes					PENETRATIO N
P72B	CTM PENETRATION (SPARE)	AUXB	603	427		IPEEE SSEL	Cat 1	YES	Containment function	0b. Other - penetration	Structure	NO	DRY	COOL	Yes					PENETRATIO N
P72C	CTM PENETRATION	AUXB	603	427		IPEEE SSEL	Cat 1	YES	Containment function	0b. Other - penetration	Structure	NO	DRY	COOL	Yes					PENETRATIO N
P73A	CTM PENETRATION	AUXB	603	402		IPEEE SSEL	Cat 1	YES	Containment function	0b. Other - penetration	Structure	NO	DRY	COOL	Yes					PENETRATIO N
P73B	CTM PENETRATION	AUXB	603	402		IPEEE SSEL	Cat 1	YES	Containment function	0b. Other - penetration	Structure	NO	DRY	COOL	Yes					PENETRATIO N
P73C	CTM PENETRATION	AUXB	603	402		IPEEE SSEL	Cat 1	YES	Containment function	0b. Other - penetration	Structure	NO	DRY	COOL	Yes					PENETRATIO N
P74A	CTM PENETRATION	AUXB	585	314		IPEEE SSEL	Cat 1	YES	Containment function	0b. Other - penetration	Structure	NO	DRY	COOL	Yes					PENETRATIO N

Table 4-1: Base List 1 – The Equipment Coming Out of Screen #3 and Entering Screen #4, for Five Safety Functions

Equipment ID	Description	Building	Elevation	Room#	Reason for Selection into SWEL 1	SSC Source	Screen 1 Seismic Category 1	Screen 2 Regularly Inspected ?	Screen 3 Support for 5 Safety Functions	Screen 4a Variety of Types of Equip.	Screen 4b Variety of Systems	Screen 4c - Variety of Environments				Screen 4d - Major New & Replacement Equip.	Screen 4e - A-46/ IPEEE Vulnerability	Screen 4f - Importance Contribution to Risk		Type Code
							Category	Inspection ?	Safety Function	EPRI 21 Category	System	High Rad?	Moisture	Temp.	Inside ?			RAW of COMP	FVI of COMP	
P74B	CTM PENETRATION	AUXB	585	314		IPEEE SSEL	Cat 1	YES	Containment function	0b. Other - penetration	Structure	NO	DRY	COOL	Yes					PENETRATIO N
P74C	CTM PENETRATION	AUXB	585	314		IPEEE SSEL	Cat 1	YES	Containment function	0b. Other - penetration	Structure	NO	DRY	COOL	Yes					PENETRATIO N
P75	CTM PENETRATION (SPARE)	AUXB	603	427		IPEEE SSEL	Cat 1	YES	Containment function	0b. Other - penetration	Structure	NO	DRY	COOL	Yes					PENETRATIO N
P76	CTM PENETRATION (SPARE)	AUXB	603	427		IPEEE SSEL	Cat 1	YES	Containment function	0b. Other - penetration	Structure	NO	DRY	COOL	Yes					PENETRATIO N
P77	CTM PENETRATION (SPARE)	AUXB	603	427		IPEEE SSEL	Cat 1	YES	Containment function	0b. Other - penetration	Structure	NO	DRY	COOL	Yes					PENETRATIO N
P78	CTM PENETRATION (SPARE)	AUXB	603	427		IPEEE SSEL	Cat 1	YES	Containment function	0b. Other - penetration	Structure	NO	DRY	COOL	Yes					PENETRATIO N
P80	steel containment vessel- emergency access opening	structure	N/A	N/A		Structur es	Cat 1	YES	Containment function	Structure	Structur e	N/A	N/A	N/A	N/A					Cat 1 structure
P81	steel containment vessel-personnel access opening	structure	N/A	N/A		Structur es	Cat 1	YES	Containment function	Structure	Structur e	N/A	N/A	N/A	N/A					Cat 1 structure
P82	steel containment vessel- equipment hatch	structure	N/A	N/A		Structur es	Cat 1	YES	Containment function	Structure	Structur e	N/A	N/A	N/A	N/A					Cat 1 structure
P8A	CTM PENETRATION	CTMT9	623	UNK		IPEEE SSEL	Cat 1	YES	Containment function	0b. Other - penetration	Structur e	YES	DRY	WAR M	Yes					PENETRATIO N
P8B	CTM PENETRATION	CTMT9	623	UNK		IPEEE SSEL	Cat 1	YES	Containment function	0b. Other - penetration	Structur e	YES	DRY	WAR M	Yes					PENETRATIO N
P8C	CTM PENETRATION	CTMT9	623	UNK		IPEEE SSEL	Cat 1	YES	Containment function	0b. Other - penetration	Structur e	YES	DRY	WAR M	Yes					PENETRATIO N
P8D	CTM PENETRATION	CTMT9	623	UNK		IPEEE SSEL	Cat 1	YES	Containment function	0b. Other - penetration	Structur e	YES	DRY	WAR M	Yes					PENETRATIO N
P8E	CTM PENETRATION	CTMT9	623	UNK		IPEEE SSEL	Cat 1	YES	Containment function	0b. Other - penetration	Structur e	YES	DRY	WAR M	Yes					PENETRATIO N
P8F	CTM PENETRATION	CTMT9	623	UNK		IPEEE SSEL	Cat 1	YES	Containment function	0b. Other - penetration	Structur e	YES	DRY	WAR M	Yes					PENETRATIO N
P8G	CTM PENETRATION	CTMT9	623	UNK		IPEEE SSEL	Cat 1	YES	Containment function	0b. Other - penetration	Structur e	YES	DRY	WAR M	Yes					PENETRATIO N
P8H	CTM PENETRATION	CTMT9	623	UNK		IPEEE SSEL	Cat 1	YES	Containment function	0b. Other - penetration	Structur e	YES	DRY	WAR M	Yes					PENETRATIO N
P8I	CTM PENETRATION	CTMT9	623	UNK		IPEEE SSEL	Cat 1	YES	Containment function	0b. Other - penetration	Structur e	YES	DRY	WAR M	Yes					PENETRATIO N

Table 4-1: Base List 1 – The Equipment Coming Out of Screen #3 and Entering Screen #4, for Five Safety Functions

Equipment ID	Description	Building	Elevation	Room#	Reason for Selection into SWEL 1	SSC Source	Screen 1 Seismic Category 1	Screen 2 Regularly Inspected ?	Screen 3 Support for 5 Safety Functions	Screen 4a Variety of Types of Equip.	Screen 4b Variety of Systems	Screen 4c - Variety of Environments				Screen 4d - Major New & Replacement Equip.	Screen 4e – A-46/ IPEEE Vulnerability	Screen 4f - Importance Contribution to Risk		Type Code
							Category	Inspection ?	Safety Function	EPRI 21 Category	System	High Rad?	Moisture	Temp.	Inside ?			RAW of COMP	FVI of COMP	
P8J	CTM PENETRATION	CTMT9	623	UNK		IPEEE SSEL	Cat 1	YES	Containment function	0b. Other - penetration	Structure	YES	DRY	WARM	Yes					PENETRATIO N
P9	CTM PENETRATION	AUXB	585	314		IPEEE SSEL	Cat 1	YES	Containment function	0b. Other - penetration	Structure	NO	DRY	COOL	Yes					PENETRATIO N
PDIS 1379A	SW STRNR 1-1 PRESS DIFF IND SW	INTK	585	52		IPEEE SSEL	Cat 1	NO	SW&CCW	18. Instrument (on) Racks	SW	NO	DRY	WARM	Yes					PRESSURE INDICATOR
PDS 4957	DIFFERENTIAL PRESSURE SENSOR	AUXB	545	UNK		IPEEE SSEL	Cat 1	NO	Inventory Control	18. Instrument (on) Racks	HPI	#N/A	#N/A	#N/A	#N/A					PRESSURE INDICATOR
PDS2685A	PDS2685A	TURB	585	326		Internal PRA	Cat 1	NO	Pressure Control	18. Instrument (on) Racks	SFRCS	NO	DRY	WARM	Yes					pressure switch
PDS2685B	PDS2685B	TURB	585	326		Internal PRA	Cat 1	NO	Pressure Control	18. Instrument (on) Racks	SFRCS	NO	DRY	WARM	Yes					pressure switch
PDS2685C	PDS2685C PRESSURE SWITCH	TURB	585	326		Internal PRA	Cat 1	NO	Pressure Control	18. Instrument (on) Racks	SFRCS	NO	DRY	WARM	Yes					pressure switch
PDS2685D	PDS2685D PRESSURE SWITCH	TURB	585	326		Internal PRA	Cat 1	NO	Pressure Control	18. Instrument (on) Racks	SFRCS	NO	DRY	WARM	Yes					pressure switch
PDS2686A	DELTA PRESSURE SWITCH PDS2686A	AUXB	585	303		Internal PRA	Cat 1	NO	Pressure Control	18. Instrument (on) Racks	SFRCS	NO	DRY	COOL	Yes					pressure switch
PDS2686B	DELTA PRESSURE SWITCH PDS2686B	AUXB	585	303		Internal PRA	Cat 1	NO	Pressure Control	18. Instrument (on) Racks	SFRCS	NO	DRY	COOL	Yes					pressure switch
PDS2686C	PDS2686C PRESSURE SWITCH	AUXB	585	303		Internal PRA	Cat 1	NO	Pressure Control	18. Instrument (on) Racks	SFRCS	NO	DRY	COOL	Yes					pressure switch
PDS2686D	PDS2686D PRESSURE SWITCH	AUXB	585	303		Internal PRA	Cat 1	NO	Pressure Control	18. Instrument (on) Racks	SFRCS	NO	DRY	COOL	Yes					pressure switch
PDSH 3981	DG1 JKT CC OUT ISO VLV PDSH	AUXB	585	318		IPEEE SSEL	Cat 1	NO	AC power	20. Instrument and Control Panels	EDG	NO	DRY	COOL	Yes					PRESSURE INDICATOR
PI-RC2B4	RC LOOP 1 HLG WR SFAS CH 1	AUXB	623	505		IPEEE SSEL	Cat 1	NO	SFAS	20. Instrument and Control Panels	SFAS	NO	DRY	COOL	Yes					PRESSURE INDICATOR

Table 4-1: Base List 1 – The Equipment Coming Out of Screen #3 and Entering Screen #4, for Five Safety Functions

Equipment ID	Description	Building	Elevation	Room#	Reason for Selection into SWEL 1	SSC Source	Screen 1 Seismic Category 1	Screen 2 Regularly Inspected ?	Screen 3 Support for 5 Safety Functions	Screen 4a Variety of Types of Equip.	Screen 4b Variety of Systems	Screen 4c - Variety of Environments				Screen 4d - Major New & Replacement Equip.	Screen 4e - A-46/ IPEEE Vulnerability	Screen 4f - Importance Contribution to Risk		Type Code
							Category	Inspection ?	Safety Function	EPRI 21 Category	System	High Rad?	Moisture	Temp.	Inside ?			RAW of COMP	FVI of COMP	
PI-SP12B	STEAM GEN 1 DISCH PRESSURE INDICATOR	AUXB	623	505		IPEEE SSEL	Cat 1	NO	pressure Control	20. Instrument and Control Panels	MSTM	NO	DRY	COOL	Yes				PRESSURE INDICATOR	
PS 28020	CREVS COND 1 MTR UNLOADER PRESS SWITCH	AUXB	643	603		IPEEE SSEL	Cat 1	NO	HVAC	20. Instrument and Control Panels	HVAC	#N/A	#N/A	#N/A	#N/A				PRESSURE SWITCH	
PS 28021	CREVS COND 1 MTR UNLOADER PRESS SWITCH	AUXB	643	603		IPEEE SSEL	Cat 1	NO	HVAC	20. Instrument and Control Panels	HVAC	#N/A	#N/A	#N/A	#N/A				PRESSURE SWITCH	
PS 5900	CREVS CH 1 SWITCHOVER PRESSURE	AUXB	638	603		IPEEE SSEL	Cat 1	NO	HVAC	20. Instrument and Control Panels	HVAC	#N/A	#N/A	#N/A	#N/A				PRESSURE SWITCH	
PS MU102B	MAKEUP LUBE OIL PRESSURE SENSOR	AUXB	565	225		IPEEE SSEL	Cat 1	NO	Reactivity Control	18. Instrument (on) Racks	MU	#N/A	#N/A	#N/A	#N/A				PRESSURE SENSOR	
PS2MU105 B	MAKEUP LUBE OIL PRESSURE SENSOR	AUXB	565	225		IPEEE SSEL	Cat 1	NO	Reactivity Control	18. Instrument (on) Racks	MU	NO	DRY	COOL	Yes				PRESSURE SENSOR	
PS3687A	PRESSURE SWITCH PS3687A	AUXB	623	501		Internal PRA	Cat 1	NO	Pressure Control	18. Instrument (on) Racks	SFRCS	NO	DRY	COOL	Yes		180.117	6.638E-05	pressure switch	
PS3687C	PRESSURE SWITCH PS3687C	AUXB	623	500		Internal PRA	Cat 1	NO	Pressure Control	18. Instrument (on) Racks	SFRCS	NO	DRY	WAR M	Yes		180.117	7.006E-05	pressure switch	
PS3687E	PRESSURE SWITCH PS3687E	AUXB	623	501		Internal PRA	Cat 1	NO	Pressure Control	18. Instrument (on) Racks	SFRCS	NO	DRY	COOL	Yes		180.117	6.638E-05	pressure switch	
PS3687G	PRESSURE SWITCH PS3687G	AUXB	623	500		Internal PRA	Cat 1	NO	Pressure Control	18. Instrument (on) Racks	SFRCS	NO	DRY	WAR M	Yes		180.117	7.006E-05	pressure switch	
PS3689B	PRESSURE SWITCH PS3689B	AUXB	623	500		Internal PRA	Cat 1	NO	Pressure Control	18. Instrument (on) Racks	SFRCS	NO	DRY	WAR M	Yes		180.117	7.490E-05	pressure switch	
PS3689D	PRESSURE SWITCH PS3689D	AUXB	623	501	Screens 1, 2, 3, 4a, 4b, 4f	Internal PRA	Cat 1	NO	Pressure Control	18. Instrument (on) Racks	SFRCS	NO	DRY	COOL	Yes		180.117	7.684E-05	pressure switch	
PS3689F	PRESSURE SWITCH PS3689F	AUXB	623	500		Internal PRA	Cat 1	NO	Pressure Control	18. Instrument (on) Racks	SFRCS	NO	DRY	WAR M	Yes		180.117	7.490E-05	pressure switch	
PS3689H	PRESSURE SWITCH PS3689H	AUXB	623	501		Internal PRA	Cat 1	NO	Pressure Control	18. Instrument (on) Racks	SFRCS	NO	DRY	COOL	Yes		180.117	7.684E-05	pressure switch	

Table 4-1: Base List 1 – The Equipment Coming Out of Screen #3 and Entering Screen #4, for Five Safety Functions

Equipment ID	Description	Building	Elevation	Room#	Reason for Selection into SWEL 1	SSC Source	Screen 1 Seismic Category 1	Screen 2 Regularly Inspected ?	Screen 3 Support for 5 Safety Functions	Screen 4a Variety of Types of Equip.	Screen 4b Variety of Systems	Screen 4c - Variety of Environments				Screen 4d - Major New & Replacement Equip.	Screen 4e - A-46/ IPEEE Vulnerability	Screen 4f - Importance Contribution to Risk		Type Code
							Category	Inspection ?	Safety Function	EPRI 21 Category	System	High Rad?	Moisture	Temp.	Inside ?			RAW of COMP	FVI of COMP	
PS3MU105 A	PRESSURE SWITCH	AUXB	565	225		Internal PRA	Cat 1	NO	Reactivity Control	18. Instrument (on) Racks	MU	NO	DRY	COOL	Yes			1.066	4.290E-05	pressure switch
PS3MU105 B	MAKEUP PUMP 1-1 LUBE OIL PRESSURE SWITCH	AUXB	565	225		Internal PRA & IPEEE SSEL	Cat 1	NO	Reactivity Control	18. Instrument (on) Racks	MU	NO	DRY	COOL	Yes			1.021	5.058E-05	pressure switch
PSE-5463	PZR SAFTEY VALVE RUPTURE DISK	CTMT9	565	218		IPEEE SSEL	Cat 1	NO	Pressure control	0. Other	RCS	YES	DRY	WAR M	Yes					RUPTURE DISK
PSE-5464	PZR SAFETY VALVE RUPTURE DISK	CTMT9	565	218		IPEEE SSEL	Cat 1	NO	Pressure control	0. Other	RCS	YES	DRY	WAR M	Yes					RUPTURE DISK
PSH 5898	CREVS STBY COND 1 FAN START	AUXB	643	603		IPEEE SSEL	Cat 1	NO	HVAC	20. Instrument and Control Panels	HVAC	#N/A	#N/A	#N/A	#N/A					PRESSURE SWITCH
PSH 7528A	RC LOOP 1 HOT LEG SFAS CHANNEL 1	AUXB	623	502		IPEEE SSEL	Cat 1	NO	SFAS	20. Instrument and Control Panels	SFAS	NO	DRY	COOL	Yes					PRESSURE SWITCH
PSH 7531A	RC LOOP 2 HOT LEG SFAS CHANNEL 4	AUXB	623	502		IPEEE SSEL	Cat 1	NO	SFAS	20. Instrument and Control Panels	SFAS	NO	DRY	COOL	Yes					PRESSURE SWITCH
PSH RC2B4	RC LOOP 1 HLG NR, PRESS SWITCH, SFAS CH1	CTMT39	603	483		IPEEE SSEL	Cat 1	NO	SFAS	20. Instrument and Control Panels	SFAS	YES	DRY	WAR M	Yes					PRESSURE SWITCH
PSH2000A	HI CTMT PRESS BISTABLE PSH2000A	AUXB	623	502		Internal PRA	Cat 1	NO	SFAS	20A. Inst. in control panel/cabinet	SFAS	NO	DRY	COOL	Yes					bistable
PSH2001A	HI CTMT PRESS BISTABLE PSH2001A	AUXB	623	502		Internal PRA	Cat 1	NO	SFAS	20A. Inst. in control panel/cabinet	SFAS	NO	DRY	COOL	Yes					bistable
PSH2002A	HI CTMT PRESS BISTABLE PSH2002A	AUXB	623	502		Internal PRA	Cat 1	NO	SFAS	20A. Inst. in control panel/cabinet	SFAS	NO	DRY	COOL	Yes					bistable
PSH2003A	HI CTMT PRESS BISTABLE PSH2003A	AUXB	623	502		Internal PRA	Cat 1	NO	SFAS	20A. Inst. in control panel/cabinet	SFAS	NO	DRY	COOL	Yes					bistable
PSH2917A	PRESSURE SWITCH PSH 2917A	INTK	576	52		Internal PRA	Cat 1	NO	SW&CCW	18. Instrument (on) Racks	SW	NO	DRY	WAR M	Yes					pressure switch

Table 4-1: Base List 1 – The Equipment Coming Out of Screen #3 and Entering Screen #4, for Five Safety Functions

Equipment ID	Description	Building	Elevation	Room#	Reason for Selection into SWEL 1	SSC Source	Screen 1 Seismic Category 1	Screen 2 Regularly Inspected ?	Screen 3 Support for 5 Safety Functions	Screen 4a Variety of Types of Equip.	Screen 4b Variety of Systems	Screen 4c - Variety of Environments				Screen 4d - Major New & Replacement Equip.	Screen 4e – A-46/ IPEEE Vulnerability	Screen 4f - Importance Contribution to Risk		Type Code
							Category	Inspection ?	Safety Function	EPRI 21 Category	System	High Rad?	Moisture	Temp.	Inside ?			RAW of COMP	FVI of COMP	
PSH2918A	PRESSURE SWITCH PSH 2918A	INTK	576	52		Internal PRA	Cat 1	NO	SW&CCW	18. Instrument (on) Racks	SW	NO	DRY	WAR M	Yes					pressure switch
PSH2919A	PRESSURE SWITCH PSH 2919A	INTK	576	52		Internal PRA	Cat 1	NO	SW&CCW	18. Instrument (on) Racks	SW	NO	DRY	WAR M	Yes					pressure switch
PSH2929	PRESS SWITCH PSH 2929	INTK	566.25	53		Internal PRA	Cat 1	NO	SW&CCW	18. Instrument (on) Racks	SW	NO	DAMP	COOL	Yes			1.011	1.548E-06	pressure switch
PSH2930	PRESS SWITCH PSH 2930	INTK	566.25	53		Internal PRA	Cat 1	NO	SW&CCW	18. Instrument (on) Racks	SW	NO	DAMP	COOL	Yes			1.011	6.451E-08	pressure switch
PSH3759	PRESSURE SWITCH	CTMT9	565	215		Internal PRA	Cat 1	NO	SW&CCW	18. Instrument (on) Racks	CCW	YES	DRY	WAR M	Yes					pressure switch
PSH3763	PRESSURE SWITCH	CTMT9	565	215		Internal PRA	Cat 1	NO	SW&CCW	18. Instrument (on) Racks	CCW	YES	DRY	WAR M	Yes					pressure switch
PSH7531A	PRESS SWITCH PSH 7531A	AUXB	623	502		Internal PRA & IPEEE SSEL	Cat 1	NO	SFAS	18. Instrument (on) Racks	SFAS	NO	DRY	COOL	Yes			1.330	2.500E-03	pressure switch
PSHH2000 A	HI-HI CTMT PRESS BISTABLE PSHH2000A	AUXB	623	502		Internal PRA	Cat 1	NO	SFAS	20A. Inst. in control panel/cabinet	SFAS	NO	DRY	COOL	Yes					bistable
PSHH2001 A	HI-HI CTMT PRESS BISTABLE PSHH2001A	AUXB	623	502		Internal PRA	Cat 1	NO	SFAS	20A. Inst. in control panel/cabinet	SFAS	NO	DRY	COOL	Yes					bistable
PSHH2002 A	HI-HI CTMT PRESS BISTABLE PSHH2002A	AUXB	623	502		Internal PRA	Cat 1	NO	SFAS	20A. Inst. in control panel/cabinet	SFAS	NO	DRY	COOL	Yes					bistable
PSHH2003 A	HI-HI CTMT PRESS BISTABLE PSHH2003A	AUXB	623	502		Internal PRA	Cat 1	NO	SFAS	20A. Inst. in control panel/cabinet	SFAS	NO	DRY	COOL	Yes					bistable
PSHL 28019	CREVS UNIT 1 HIGH/LOW PRESS SWITCH	AUXB	643	603		IPEEE SSEL	Cat 1	NO	HVAC	18. Instrument (on) Racks	HVAC	#N/A	#N/A	#N/A	#N/A					PRESSURE SWITCH
PSHRC2B4	PRESS SWITCH PSH RC2B4	CTMT9	603	410		Internal PRA & IPEEE SSEL	Cat 1	NO	Pressure control	18. Instrument (on) Racks	DH	YES	DRY	WAR M	Yes			1.330	2.500E-03	pressure switch

Table 4-1: Base List 1 – The Equipment Coming Out of Screen #3 and Entering Screen #4, for Five Safety Functions

Equipment ID	Description	Building	Elevation	Room#	Reason for Selection into SWEL 1	SSC Source	Screen 1 Seismic Category 1	Screen 2 Regularly Inspected ?	Screen 3 Support for 5 Safety Functions	Screen 4a Variety of Types of Equip.	Screen 4b Variety of Systems	Screen 4c - Variety of Environments				Screen 4d - Major New & Replacement Equip.	Screen 4e - A-46/ IPEEE Vulnerability	Screen 4f - Importance Contribution to Risk		Type Code
							Category	Inspection ?	Safety Function	EPRI 21 Category	System	High Rad?	Moisture	Temp.	Inside ?			RAW of COMP	FVI of COMP	
PSL 106A	PRESS SWTCH LO FR AFP TURB 1-1 STM INLET	AUXB	565	237		IPEEE SSEL	Cat 1	NO	RCS Heat removal	18. Instrument (on) Racks	AFW	NO	DRY	COOL	Yes					PRESSURE SWITCH
PSL 106B	PRESS SWITCH LOW AT AFP TURB 1-1 SUCTION	AUXB	565	237		IPEEE SSEL	Cat 1	NO	RCS Heat removal	18. Instrument (on) Racks	AFW	NO	DRY	COOL	Yes					PRESSURE SWITCH
PSL 106C	PRESS SWITCH LOW FOR AFP TURB 1-1 INLET	AUXB	565	237	Screens 1, 2, 3, 4a, 4b	IPEEE SSEL	Cat 1	NO	RCS Heat removal	18. Instrument (on) Racks	AFW	NO	DRY	COOL	Yes					PRESSURE SWITCH
PSL 106D	PRESS SWITCH LOW FOR AFP TURB 1-1 INLET	AUXB	565	237		IPEEE SSEL	Cat 1	NO	RCS Heat removal	18. Instrument (on) Racks	AFW	NO	DRY	COOL	Yes					PRESSURE SWITCH
PSL 1376A	SW PMP 1-1 DISCH SRC TAP PRESS SWITCH LO	INTK	585	#N/A		IPEEE SSEL	Cat 1	NO	SW&CCW	18. Instrument (on) Racks	SW	#N/A	#N/A	#N/A	#N/A					PRESSURE SWITCH
PSL 28017	CREVS UNIT 1 LOW OIL PRESS PROT SWITCH	AUXB	643	603		IPEEE SSEL	Cat 1	NO	HVAC	18. Instrument (on) Racks	HVAC	#N/A	#N/A	#N/A	#N/A					PRESSURE SWITCH
PSL 3783	EDG STARTING AIR RECVR 1-1-1	AUXB	585	318		IPEEE SSEL	Cat 1	NO	AC power	18. Instrument (on) Racks	EDG	NO	DRY	COOL	Yes					PRESSURE SWITCH
PSL 3784	EDG STARTING AIR RECVR 1-1-2	AUXB	585	318		IPEEE SSEL	Cat 1	NO	AC power	18. Instrument (on) Racks	EDG	NO	DRY	COOL	Yes					PRESSURE SWITCH
PSL 4930A	AFP 1-1 SUCTION AFTER STRNR PRESS SWT LO	AUXB	565	237		IPEEE SSEL	Cat 1	NO	RCS Heat removal	18. Instrument (on) Racks	AFW	NO	DRY	COOL	Yes					PRESSURE SWITCH
PSL 4930B	AFP 1-1 SUCTION AFTER STRNR PRESS SWT LO	AUXB	565	237		IPEEE SSEL	Cat 1	NO	RCS Heat removal	18. Instrument (on) Racks	AFW	NO	DRY	COOL	Yes					PRESSURE SWITCH
PSL 5898	CREVS STANDBY COND 1 FAN STOP	AUXB	643	603		IPEEE SSEL	Cat 1	NO	HVAC	18. Instrument (on) Racks	HVAC	#N/A	#N/A	#N/A	#N/A					PRESSURE SWITCH
PSL106A	PRESS SWITCH PS 106A	AUXB	565	237		Internal PRA & IPEEE SSEL	Cat 1	NO	RCS Heat removal	18. Instrument (on) Racks	AFW	NO	DRY	COOL	Yes					pressure switch
PSL106B	PRESS SWITCH PS 106B	AUXB	565	237		Internal PRA & IPEEE SSEL	Cat 1	NO	RCS Heat removal	18. Instrument (on) Racks	AFW	NO	DRY	COOL	Yes					pressure switch

Table 4-1: Base List 1 – The Equipment Coming Out of Screen #3 and Entering Screen #4, for Five Safety Functions

Equipment ID	Description	Building	Elevation	Room#	Reason for Selection into SWEL 1	SSC Source	Screen 1 Seismic Category 1	Screen 2 Regularly Inspected ?	Screen 3 Support for 5 Safety Functions	Screen 4a Variety of Types of Equip.	Screen 4b Variety of Systems	Screen 4c - Variety of Environments				Screen 4d - Major New & Replacement Equip.	Screen 4e - A-46/ IPEEE Vulnerability	Screen 4f - Importance Contribution to Risk		Type Code
							Category	Inspection ?	Safety Function	EPRI 21 Category	System	High Rad?	Moisture	Temp.	Inside ?			RAW of COMP	FVI of COMP	
PSL106C	PRESS SWITCH PS 106C	AUXB	565	237		Internal PRA & IPEEE SSEL	Cat 1	NO	RCS Heat removal	18. Instrument (on) Racks	AFW	NO	DRY	COOL	Yes					pressure switch
PSL106D	PRESS SWITCH PS 106D	AUXB	565	237		Internal PRA & IPEEE SSEL	Cat 1	NO	RCS Heat removal	18. Instrument (on) Racks	AFW	NO	DRY	COOL	Yes					pressure switch
PSL107A	PRESS SWITCH PS 107A	AUXB	565	238		Internal PRA	Cat 1	NO	RCS Heat removal	18. Instrument (on) Racks	AFW	NO	DRY	COOL	Yes					pressure switch
PSL107B	PRESS SWITCH PS 107B	AUXB	565	238		Internal PRA	Cat 1	NO	RCS Heat removal	18. Instrument (on) Racks	AFW	NO	DRY	COOL	Yes					pressure switch
PSL107C	PRESS SWITCH PS 107C	AUXB	565	238		Internal PRA	Cat 1	NO	RCS Heat removal	18. Instrument (on) Racks	AFW	NO	DRY	COOL	Yes					pressure switch
PSL107D	PRESS SWITCH PS 107D	AUXB	565	238		Internal PRA	Cat 1	NO	RCS Heat removal	18. Instrument (on) Racks	AFW	NO	DRY	COOL	Yes					pressure switch
PSL1376A	PRESSURE SWITCH PSL1376A	INTK	576	52		Internal PRA & IPEEE SSEL	Cat 1	NO	SW&CCW	18. Instrument (on) Racks	SW	NO	DRY	WAR M	Yes					pressure switch
PSL1377A	PRESSURE SWITCH PSL1377A	INTK	576	52		Internal PRA	Cat 1	NO	SW&CCW	18. Instrument (on) Racks	SW	NO	DRY	WAR M	Yes			1.004	1.097E-06	pressure switch
PSL1424	SW1424 PRESSURE SWITCH	AUXB	585	328		Internal PRA	Cat 1	NO	SW&CCW	18. Instrument (on) Racks	CCW	NO	DRY	COOL	Yes			1.009	6.038E-05	pressure switch
PSL1429	PRESSURE SWITCH FOR SW1429	AUXB	585	328		Internal PRA	Cat 1	NO	SW&CCW	18. Instrument (on) Racks	CCW	NO	DRY	COOL	Yes			1.001	8.903E-06	pressure switch
PSL1434	PRESSURE SWITCH FOR AOV SW1434	AUXB	585	328		Internal PRA	Cat 1	NO	SW&CCW	18. Instrument (on) Racks	CCW	NO	DRY	COOL	Yes			1.009	6.038E-05	pressure switch
PSL4928A	PRESS SWITCH PS 4928A	AUXB	565	237	Screens 1, 2, 3, 4a, 4b, 4e	Internal PRA	Cat 1	NO	RCS Heat removal	18. Instrument (on) Racks	AFW	NO	DRY	COOL	Yes		YES	2.974	1.410E-04	pressure switch
PSL4928B	PRESS SWITCH PS 4928B	AUXB	565	237		Internal PRA	Cat 1	NO	RCS Heat removal	18. Instrument (on) Racks	AFW	NO	DRY	COOL	Yes		YES	2.974	1.410E-04	pressure switch
PSL4929A	PRESS SWITCH PS 4929A	AUXB	565	238		Internal PRA	Cat 1	NO	RCS Heat removal	18. Instrument (on) Racks	AFW	NO	DRY	COOL	Yes			2.974	8.077E-05	pressure switch

Table 4-1: Base List 1 – The Equipment Coming Out of Screen #3 and Entering Screen #4, for Five Safety Functions

Equipment ID	Description	Building	Elevation	Room#	Reason for Selection into SWEL 1	SSC Source	Screen 1 Seismic Category 1	Screen 2 Regularly Inspected ?	Screen 3 Support for 5 Safety Functions	Screen 4a Variety of Types of Equip.	Screen 4b Variety of Systems	Screen 4c - Variety of Environments				Screen 4d - Major New & Replacement Equip.	Screen 4e - A-46/ IPEEE Vulnerability	Screen 4f - Importance Contribution to Risk		Type Code
							Category	Inspection ?	Safety Function	EPRI 21 Category	System	High Rad?	Moisture	Temp.	Inside ?			RAW of COMP	FVI of COMP	
PSL4929B	PRESSURE SWITCH	AUXB	565	238		Internal PRA	Cat 1	NO	RCS Heat removal	18. Instrument (on) Racks	AFW	NO	DRY	COOL	Yes			2.974	8.077E-05	pressure switch
PSL4930A	PRESS SWITCH PS 4930A	AUXB	565	237		Internal PRA & IPEEE SSEL	Cat 1	NO	RCS Heat removal	18. Instrument (on) Racks	AFW	NO	DRY	COOL	Yes			3.988	6.419E-05	pressure switch
PSL4930B	PRESS SWITCH PS 4930B	AUXB	565	237		Internal PRA & IPEEE SSEL	Cat 1	NO	RCS Heat removal	18. Instrument (on) Racks	AFW	NO	DRY	COOL	Yes			1.096	2.193E-06	pressure switch
PSL4931A	PRESS SWITCH PS 4931A	AUXB	565	238		Internal PRA	Cat 1	NO	RCS Heat removal	18. Instrument (on) Racks	AFW	NO	DRY	COOL	Yes			3.686	5.742E-05	pressure switch
PSL4931B	PRESS SWITCH PS 4931B	AUXB	565	238		Internal PRA	Cat 1	NO	RCS Heat removal	18. Instrument (on) Racks	AFW	NO	DRY	COOL	Yes			1.093	2.064E-06	pressure switch
PSLL MU66A	PS FOR MU66A	AUXB		208		IPEEE SSEL	Cat 1	NO	Reactivity Control	18. Instrument (on) Racks	MU	NO	DRY	WAR M	Yes					PRESSURE SWITCH
PSLL MU66B	PS FOR MU66B	AUXB	565	208		IPEEE SSEL	Cat 1	NO	Reactivity Control	18. Instrument (on) Racks	MU	NO	DRY	WAR M	Yes					PRESSURE SWITCH
PSLL MU66C	PS FOR MU66C	AUXB	565	208		IPEEE SSEL	Cat 1	NO	Reactivity Control	18. Instrument (on) Racks	MU	NO	DRY	WAR M	Yes					PRESSURE SWITCH
PSLL MU66D	PS FOR MU66D	AUXB	565	208		IPEEE SSEL	Cat 1	NO	Reactivity Control	18. Instrument (on) Racks	MU	NO	DRY	WAR M	Yes					PRESSURE SWITCH
PSLLMU3	PRESSURE SWITCH PSLLMU3	AUXB	565	208		Internal PRA	Cat 1	NO	Reactivity Control	18. Instrument (on) Racks	MU	NO	DRY	WAR M	Yes					pressure switch
PSLLMU66 A	PRESSURE SWITCH PSLLMU66A	AUXB	565	208		Internal PRA & IPEEE SSEL	Cat 1	NO	Reactivity Control/ Inventory Control	18. Instrument (on) Racks	MU	NO	DRY	WAR M	Yes					pressure switch
PSLLMU66 B	PRESSURE SWITCH PSLLMU66B	AUXB	565	208		Internal PRA & IPEEE SSEL	Cat 1	NO	Reactivity Control/ Inventory Control	18. Instrument (on) Racks	MU	NO	DRY	WAR M	Yes					pressure switch
PSLLMU66 C	PRESSURE SWITCH PSLLMU66C	AUXB	565	208		Internal PRA & IPEEE SSEL	Cat 1	NO	Reactivity Control/ Inventory Control	18. Instrument (on) Racks	MU	NO	DRY	WAR M	Yes					pressure switch

Table 4-1: Base List 1 – The Equipment Coming Out of Screen #3 and Entering Screen #4, for Five Safety Functions

Equipment ID	Description	Building	Elevation	Room#	Reason for Selection into SWEL 1	SSC Source	Screen 1 Seismic Category 1	Screen 2 Regularly Inspected ?	Screen 3 Support for 5 Safety Functions	Screen 4a Variety of Types of Equip.	Screen 4b Variety of Systems	Screen 4c - Variety of Environments				Screen 4d - Major New & Replacement Equip.	Screen 4e - A-46/ IPEEE Vulnerability	Screen 4f - Importance Contribution to Risk		Type Code
							Category	Inspection ?	Safety Function	EPRI 21 Category	System	High Rad?	Moisture	Temp.	Inside ?			RAW of COMP	FVI of COMP	
PSLLMU66D	PRESSURE SWITCH PSLLMU66D	AUXB	565	208		Internal PRA & IPEEE SSEL	Cat 1	NO	Reactivity Control/ Inventory Control	18. Instrument (on) Racks	MU	NO	DRY	WAR M	Yes					pressure switch
PSLLRC2A3	LOW-LOW RCS PRESS BISTABLE PSLLRC02A3	AUXB	623	502		Internal PRA	Cat 1	NO	SFAS	20A. Inst. in control panel/cabinet	SFAS	NO	DRY	COOL	Yes					bistable
PSLLRC2A4	LOW-LOW RCS PRESS BISTABLE PSLLRC02A4	AUXB	623	502		Internal PRA	Cat 1	NO	SFAS	20A. Inst. in control panel/cabinet	SFAS	NO	DRY	COOL	Yes					bistable
PSLLRC2B3	LOW-LOW RCS PRESS BISTABLE PSLLRC02B3	AUXB	623	502		Internal PRA	Cat 1	NO	SFAS	20A. Inst. in control panel/cabinet	SFAS	NO	DRY	COOL	Yes					bistable
PSLLRC2B4	LOW-LOW RCS PRESS BISTABLE PSLLRC02B4	AUXB	623	502		Internal PRA	Cat 1	NO	SFAS	20A. Inst. in control panel/cabinet	SFAS	NO	DRY	COOL	Yes					bistable
PSLRC2A3	LOW RCS PRESS BISTABLE PSLRC02A3	AUXB	623	502		Internal PRA	Cat 1	NO	SFAS	20A. Inst. in control panel/cabinet	SFAS	NO	DRY	COOL	Yes					bistable
PSLRC2B4	LOW RCS PRESS BISTABLE PSLRC02B4	AUXB	623	502		Internal PRA	Cat 1	NO	SFAS	20A. Inst. in control panel/cabinet	SFAS	NO	DRY	COOL	Yes					bistable
PSV2096	RELIEF VALVE PSV2096 (C3 F8760)	TURB	585	334		Internal PRA	Cat 1	NO	Compressed air	7. Pneumatic-Operated Valves	IA	NO	DRY	WAR M	Yes					relief valve
PT2000	CTMT PRESS TRANS PT 2000	AUXB	603	400		Internal PRA & IPEEE SSEL	Cat 1	NO	SFAS	18. Instrument (on) Racks	SFAS	NO	DRY	COOL	Yes			1.131	6.774E-06	PRESSURE TRANSMITTER
PT2001	CTMT PRESS TRANS PT 2001	AUXB	623	501		Internal PRA	Cat 1	NO	SFAS	18. Instrument (on) Racks	SFAS	NO	DRY	COOL	Yes			1.131	6.774E-06	PRESSURE TRANSMITTER
PT2002	CTMT PRESS TRANS PT 2002	AUXB	623	500		Internal PRA & IPEEE SSEL	Cat 1	NO	SFAS	18. Instrument (on) Racks	SFAS	NO	DRY	WAR M	Yes			1.131	6.774E-06	PRESSURE TRANSMITTER
PT2003	CTMT PRESS TRANS PT 2003	AUXB	603	426		Internal PRA	Cat 1	NO	SFAS	18. Instrument (on) Racks	SFAS	NO	DRY	COOL	Yes			1.131	6.774E-06	PRESSURE TRANSMITTER
PTRC2A2	PRESS TRANS PT RC2A2	CTMT9	603	482		Internal PRA	Cat 1	NO	Reactivity Control	18. Instrument (on) Racks	RPS	YES	DRY	WAR M	Yes			1.045	2.055E-04	PRESSURE TRANSMITTER

Table 4-1: Base List 1 – The Equipment Coming Out of Screen #3 and Entering Screen #4, for Five Safety Functions

Equipment ID	Description	Building	Elevation	Room#	Reason for Selection into SWEL 1	SSC Source	Screen 1 Seismic Category 1	Screen 2 Regularly Inspected ?	Screen 3 Support for 5 Safety Functions	Screen 4a Variety of Types of Equip.	Screen 4b Variety of Systems	Screen 4c - Variety of Environments				Screen 4d - Major New & Replacement Equip.	Screen 4e - A-46/ IPEEE Vulnerability	Screen 4f - Importance Contribution to Risk		Type Code
							Category	Inspection ?	Safety Function	EPRI 21 Category	System	High Rad?	Moisture	Temp.	Inside ?			RAW of COMP	FVI of COMP	
PTRC2A3	RCS PRESS TRANS PT RC2A3	CTMT9	603	407		Internal PRA	Cat 1	NO	SFAS	18. Instrument (on) Racks	SFAS	YES	DRY	WAR M	Yes			1.131	8.903E-06	PRESSURE TRANSMITTER
PTRC2B4	RCS PRESS TRANS PT RC2B4	CTMT9	603	407		Internal PRA	Cat 1	NO	SFAS	18. Instrument (on) Racks	SFAS	YES	DRY	WAR M	Yes			1.131	8.903E-06	PRESSURE TRANSMITTER
RC10	MOV RC 10	CTMT9	623	580		Internal PRA & IPEEE SSEL	Cat 1	NO	Inventory control	8A. Motor-Operated Valves	RCS	YES	DRY	WAR M	Yes					MOV
RC11	PORV BLOCK VALVE (RC 11)	CTMT9	623	580		Internal PRA & IPEEE SSEL	Cat 1	NO	Inventory control	8A. Motor-Operated Valves	RCS	YES	DRY	WAR M	Yes			2.462	9.040E-04	MOV
RC13A	PSV RC13A	CTMT9	565	218		Internal PRA	Cat 1	NO	Inventory control	7. Pneumatic-Operated Valves	RCS	YES	DRY	WAR M	Yes			2.302	1.743E-04	pressurizer safety valve
RC13B	PSV RC13B	CTMT9	565	218		Internal PRA & IPEEE SSEL	Cat 1	NO	Pressure control	7. Pneumatic-Operated Valves	RCS	YES	DRY	WAR M	Yes			2.302	1.743E-04	pressurizer safety valve
RC146	MANUAL VALVE RC146	CTMT9	585	317		Internal PRA	Cat 1	NO	Inventory control	0d. Other - check/manual valve	RCS	YES	DRY	WAR M	Yes			1.001	1.935E-07	manual valve
RC147	MANUAL VALVE RC147	CTMT9	585	317		Internal PRA	Cat 1	NO	Inventory control	0d. Other - check/manual valve	RCS	YES	DRY	WAR M	Yes			1.001	1.935E-07	manual valve
RC-1719A	RCS DRAIN ISOLATION	CTMT9	565	220		IPEEE SSEL	Cat 1	NO	Pressure control	8A. Motor-Operated Valves	RCS	YES	DRY	WAR M	Yes					DRAIN ISOLATION VALVE
RC-1773A	RCS DRAIN ISOLATION	CTMT9	565	220		IPEEE SSEL	Cat 1	NO	Pressure control	8A. Motor-Operated Valves	RCS	YES	DRY	WAR M	Yes					DRAIN ISOLATION VALVE
RC2	SPRAY VALVE RC 2	CTMT9	623	580		Internal PRA & IPEEE SSEL	Cat 1	NO	Inventory control	8A. Motor-Operated Valves	RCS	YES	DRY	WAR M	Yes					MOV
RC200	MOV RC200	CTMT9	585	315		Internal PRA & IPEEE SSEL	Cat 1	NO	Pressure control	8A. Motor-Operated Valves	RCS	YES	DRY	WAR M	Yes			1.001	1.226E-06	MOV
RC-229A	PZR QUENCH TANK ISOLATION	AUXB	565	225		IPEEE SSEL	Cat 1	NO	Pressure control	7. Pneumatic-Operated Valves	RCS	NO	DRY	COOL	Yes					AOV

Table 4-1: Base List 1 – The Equipment Coming Out of Screen #3 and Entering Screen #4, for Five Safety Functions

Equipment ID	Description	Building	Elevation	Room#	Reason for Selection into SWEL 1	SSC Source	Screen 1 Seismic Category 1	Screen 2 Regularly Inspected ?	Screen 3 Support for 5 Safety Functions	Screen 4a Variety of Types of Equip.	Screen 4b Variety of Systems	Screen 4c - Variety of Environments				Screen 4d - Major New & Replacement Equip.	Screen 4e – A-46/ IPEEE Vulnerability	Screen 4f - Importance Contribution to Risk		Type Code
							Category	Inspection ?	Safety Function	EPRI 21 Category	System	High Rad?	Moisture	Temp.	Inside ?			RAW of COMP	FVI of COMP	
RC-229B	PZR QUENCH TANK RECIRC ISOLATION	CTMT9	565	220		IPEEE SSEL	Cat 1	NO	Pressure control	7. Pneumatic-Operated Valves	RCS	YES	DRY	WAR M	Yes				AOV	
RC239A	MOV RC239A	CTMT9	585	315		Internal PRA & IPEEE SSEL	Cat 1	NO	Pressure control	8A. Motor-Operated Valves	RCS	YES	DRY	WAR M	Yes			1.001	1.226E-06	MOV
RC-239B	PRESSURIZER LIQUID PHASE SAMPLE VALVE	CTMT9	585	385		IPEEE SSEL	Cat 1	NO	Pressure control	8A. Motor-Operated Valves	RCS	YES	DRY	WAR M	Yes					MOV
RC-240A	PZR VAPOR SAMPLE ISOL VALVE	CTMT9	585	385		IPEEE SSEL	Cat 1	NO	Pressure control	8A. Motor-Operated Valves	RCS	YES	DRY	WAR M	Yes					MOV
RC2A	PORV (RC2A)	CTMT9	623	580		Internal PRA & IPEEE SSEL	Cat 1	NO	Pressure control	8A. Motor-Operated Valves	RCS	YES	DRY	WAR M	Yes			2.570	8.318E-03	PORV
RC3601	High Voltage Switchgear Room 1	AUXB	585	325		Added Panels	Cat 1	NO	Pressure Control	20. Instrument and Control Panels	SFRCS	NO	DRY	COOL	Yes					RELAY CABINET
RC3602	High Voltage Switchgear Room 2	AUXB	585	323		Added Panels	Cat 1	NO	Pressure Control	20. Instrument and Control Panels	SFRCS	NO	DRY	COOL	Yes					RELAY CABINET
RC3603	CD Switchgear Room (Aux SD Panel)	AUXB	585	324		Added Panels	Cat 1	NO	Pressure Control	20. Instrument and Control Panels	SFRCS	NO	DRY	COOL	Yes					RELAY CABINET
RC3604_R C	RELAY X4	AUXB	585	322		Internal PRA	Cat 1	NO	Pressure Control	20A. Inst. in control panel/cabinet	SFRCS	NO	DRY	COOL	Yes					relay
RC3605	Emergency Diesel Generator Room 1	AUXB	585	318		Added Panels	Cat 1	NO	Containment function	20. Instrument and Control Panels	CI	NO	DRY	COOL	Yes					RELAY CABINET
RC3606	Emergency Diesel Generator Room 2	AUXB	585	319		Added Panels	Cat 1	NO	Operator	20. Instrument and Control Panels	AC Low V	NO	DRY	COOL	Yes					RELAY CABINET
RC3607	High Voltage Switchgear Room 1	AUXB	585	325		Added Panels	Cat 1	NO	AC power	20. Instrument and Control Panels	AC Low V	NO	DRY	COOL	Yes					RELAY CABINET

Table 4-1: Base List 1 – The Equipment Coming Out of Screen #3 and Entering Screen #4, for Five Safety Functions

Equipment ID	Description	Building	Elevation	Room#	Reason for Selection into SWEL 1	SSC Source	Screen 1 Seismic Category 1	Screen 2 Regularly Inspected ?	Screen 3 Support for 5 Safety Functions	Screen 4a Variety of Types of Equip.	Screen 4b Variety of Systems	Screen 4c - Variety of Environments				Screen 4d - Major New & Replacement Equip.	Screen 4e - A-46/ IPEEE Vulnerability	Screen 4f - Importance Contribution to Risk		Type Code
							Category	Inspection ?	Safety Function	EPRI 21 Category	System	High Rad?	Moisture	Temp.	Inside ?			RAW of COMP	FVI of COMP	
RC3608	High Voltage Switchgear Room 2	AUXB	585	323		Added Panels	Cat 1	NO	Operator	20. Instrument and Control Panels	AC Low V	NO	DRY	COOL	Yes					RELAY CABINET
RC3701	Relay Cabinet in Mechanical Penetration Room 4	AUXB	585	314	Screens 1, 2, 3, 4a, 4b, 4e	IPEEE SSEL	Cat 1	NO	Inventory control	20. Instrument and Control Panels	RCS	NO	DRY	COOL	Yes		YES			RELAY CABINET
RC3702	Relay cabinet RC3702 in Mechanical Penetration Room 4	AUXB	585	314		Added Panels	Cat 1	NO	Operator	20. Instrument and Control Panels	Instrument	NO	DRY	COOL	Yes					RELAY CABINET
RC3704	Relay cabinet RC3704 in Mechanical Penetration Room 4	AUXB	585	314		Added Panels	Cat 1	NO	Inventory control	20. Instrument and Control Panels	RCS	NO	DRY	COOL	Yes					RELAY CABINET
RC3705	Relay cabinet RC3705 in Mechanical Penetration Room 4	AUXB	585	314		Added Panels	Cat 1	NO	Inventory control	20. Instrument and Control Panels	RCS	NO	DRY	COOL	Yes					RELAY CABINET
RC4605	Relay cabinet RC4605 in Low Voltage Switchgear Room 1	AUXB	603	429		Added Panels	Cat 1	NO	AC power	20. Instrument and Control Panels	AC Low V	NO	DRY	COOL	Yes					RELAY CABINET
RC-4608A	HIGH POINT VENT LOOP 1	CTMT54	565	216		IPEEE SSEL	Cat 1	NO	Pressure control	8A. Motor-Operated Valves	RCS	YES	DRY	WAR M	Yes					MOV
RC-4610A	HIGH POINT VENT LOOP 2	CTMT55	565	216		IPEEE SSEL	Cat 1	NO	Pressure control	8A. Motor-Operated Valves	RCS	YES	DRY	WAR M	Yes					MOV
RC-4632	RC LOOP 2 COLD LEG SAMPLE VALVE	CTMT9	585	315		IPEEE SSEL	Cat 1	NO	Pressure control	8B. Solenoid Valves	RCS	YES	DRY	WAR M	Yes					SOLENOID VALVE
RC48	MANUAL VALVE RC 48	CTMT9	623	580		Internal PRA	Cat 1	NO	Inventory control	0d. Other - check/manual valve	RCS	YES	DRY	WAR M	Yes					manual valve
RC4801	Relay cabinet RC4801 in Electrical Penetration Room 1	AUXB	603	402		Added Panels	Cat 1	NO	Operator	20. Instrument and Control Panels	AC Low V	NO	DRY	COOL	Yes					RELAY CABINET

Table 4-1: Base List 1 – The Equipment Coming Out of Screen #3 and Entering Screen #4, for Five Safety Functions

Equipment ID	Description	Building	Elevation	Room#	Reason for Selection into SWEL 1	SSC Source	Screen 1 Seismic Category 1	Screen 2 Regularly Inspected ?	Screen 3 Support for 5 Safety Functions	Screen 4a Variety of Types of Equip.	Screen 4b Variety of Systems	Screen 4c - Variety of Environments				Screen 4d - Major New & Replacement Equip.	Screen 4e - A-46/ IPEEE Vulnerability	Screen 4f - Importance Contribution to Risk		Type Code
							Category	Inspection ?	Safety Function	EPRI 21 Category	System	High Rad?	Moisture	Temp.	Inside ?			RAW of COMP	FVI of COMP	
RC50	MANUAL VALVE RC 50	CTMT9	623	580		Internal PRA	Cat 1	NO	Inventory control	0d. Other - check/manual valve	RCS	YES	DRY	WAR M	Yes					manual valve
RC5007	MANUAL VALVE RC5007	CTMT9	585	315		Internal PRA	Cat 1	NO	Inventory control	0d. Other - check/manual valve	RCS	YES	DRY	WAR M	Yes			1.001	1.935E-07	manual valve
S33-1	CREVS WATER COOLED COND 1	AUXB	643	603		IPEEE SSEL	Cat 1	NO	HVAC	10. Air Handlers	HVAC	NO	DRY	COOL	Yes					AIR COOLER
S61-1	CREVS AIR COOLED CONDENSER 1	AUXB	638	603		IPEEE SSEL	Cat 1	NO	HVAC	10. Air Handlers	HVAC	NO	DRY	COOL	Yes					AIR COOLER
SA-2010	SA HEADER ISOLATION	AUXB	585	314		IPEEE SSEL	Cat 1	NO	Compressed air	0d. Other - check/manual valve	IA	NO	DRY	COOL	Yes					MANUAL VALVE
SEQ101	SFAS sequencer module (1 for each of 4 logic channels per system description)	AUXB	623	502		Other DGs parts	Cat 1	NO	AC power	20A. Inst. in control panel/cabinet	EDG	NO	DRY	COOL	Yes					sequencer
SP17A1	CODE SAFETY VALVE SP17A1	AUXB	643	602		Internal PRA	Cat 1	NO	pressure Control	7. Pneumatic-Operated Valves	MSTM	NO	DRY	HOT	Yes			6.964	9.551E-02	safety valve
SP17A2	CODE SAFETY VALVE SP17A2	AUXB	643	602		Internal PRA	Cat 1	NO	pressure Control	7. Pneumatic-Operated Valves	MSTM	NO	DRY	HOT	Yes			6.964	9.551E-02	safety valve
SP17A3	CODE SAFETY VALVE SP17A3	AUXB	643	602		Internal PRA	Cat 1	NO	pressure Control	7. Pneumatic-Operated Valves	MSTM	NO	DRY	HOT	Yes			6.964	9.551E-02	safety valve
SP17A4	CODE SAFETY VALVE SP17A4	AUXB	643	602		Internal PRA	Cat 1	NO	pressure Control	7. Pneumatic-Operated Valves	MSTM	NO	DRY	HOT	Yes			6.964	9.551E-02	safety valve
SP17A5	CODE SAFETY VALVE SP17A5	AUXB	643	602		Internal PRA	Cat 1	NO	pressure Control	7. Pneumatic-Operated Valves	MSTM	NO	DRY	HOT	Yes			6.964	9.551E-02	safety valve
SP17A6	CODE SAFETY VALVE SP17A6	AUXB	643	602		Internal PRA	Cat 1	NO	pressure Control	7. Pneumatic-Operated Valves	MSTM	NO	DRY	HOT	Yes			6.964	9.551E-02	safety valve
SP17A7	CODE SAFETY VALVE SP17A7	AUXB	643	602	Screens 1, 2, 3, 4a, 4b, 4c, 4f	Internal PRA	Cat 1	NO	pressure Control	7. Pneumatic-Operated Valves	MSTM	NO	DRY	HOT	Yes			6.964	9.551E-02	safety valve
SP17A8	CODE SAFETY VALVE SP17A8	AUXB	643	602		Internal PRA	Cat 1	NO	pressure Control	7. Pneumatic-Operated Valves	MSTM	NO	DRY	HOT	Yes			6.964	9.551E-02	safety valve

Table 4-1: Base List 1 – The Equipment Coming Out of Screen #3 and Entering Screen #4, for Five Safety Functions

Equipment ID	Description	Building	Elevation	Room#	Reason for Selection into SWEL 1	SSC Source	Screen 1 Seismic Category 1	Screen 2 Regularly Inspected ?	Screen 3 Support for 5 Safety Functions	Screen 4a Variety of Types of Equip.	Screen 4b Variety of Systems	Screen 4c - Variety of Environments				Screen 4d - Major New & Replacement Equip.	Screen 4e - A-46/ IPEEE Vulnerability	Screen 4f - Importance Contribution to Risk		Type Code
							Category	Inspection ?	Safety Function	EPRI 21 Category	System	High Rad?	Moisture	Temp.	Inside ?			RAW of COMP	FVI of COMP	
SP17A9	CODE SAFETY VALVE SP17A9	AUXB	643	602		Internal PRA	Cat 1	NO	pressure Control	7. Pneumatic-Operated Valves	MSTM	NO	DRY	HOT	Yes			6.964	9.551E-02	safety valve
SP17B1	CODE SAFETY VALVE SP17B1	AUXB	643	601		Internal PRA & IPEEE SSEL	Cat 1	NO	pressure Control/ RCS heat removal	7. Pneumatic-Operated Valves	MSTM	NO	DRY	HOT	Yes			6.964	9.726E-02	safety valve
SP17B2	CODE SAFETY VALVE SP17B2	AUXB	643	601		Internal PRA & IPEEE SSEL	Cat 1	NO	pressure Control/ RCS heat removal	7. Pneumatic-Operated Valves	MSTM	NO	DRY	HOT	Yes			6.964	9.726E-02	safety valve
SP17B3	CODE SAFETY VALVE SP17B3	AUXB	643	601		Internal PRA & IPEEE SSEL	Cat 1	NO	pressure Control/ RCS heat removal	7. Pneumatic-Operated Valves	MSTM	NO	DRY	HOT	Yes			6.964	9.726E-02	safety valve
SP17B4	CODE SAFETY VALVE SP17B4	AUXB	643	601		Internal PRA & IPEEE SSEL	Cat 1	NO	pressure Control/ RCS heat removal	7. Pneumatic-Operated Valves	MSTM	NO	DRY	HOT	Yes			6.964	9.726E-02	safety valve
SP17B5	CODE SAFETY VALVE SP17B5	AUXB	643	601		Internal PRA & IPEEE SSEL	Cat 1	NO	pressure Control/ RCS heat removal	7. Pneumatic-Operated Valves	MSTM	NO	DRY	HOT	Yes			6.964	9.726E-02	safety valve
SP17B6	CODE SAFETY VALVE SP17B6	AUXB	643	601		Internal PRA & IPEEE SSEL	Cat 1	NO	pressure Control/ RCS heat removal	7. Pneumatic-Operated Valves	MSTM	NO	DRY	HOT	Yes			6.964	9.726E-02	safety valve
SP17B7	CODE SAFETY VALVE SP17B7	AUXB	643	601		Internal PRA & IPEEE SSEL	Cat 1	NO	pressure Control/ RCS heat removal	7. Pneumatic-Operated Valves	MSTM	NO	DRY	HOT	Yes			6.964	9.726E-02	safety valve
SP17B8	CODE SAFETY VALVE SP17B8	AUXB	643	601		Internal PRA & IPEEE SSEL	Cat 1	NO	pressure Control/ RCS heat removal	7. Pneumatic-Operated Valves	MSTM	NO	DRY	HOT	Yes			6.964	9.726E-02	safety valve
SP17B9	CODE SAFETY VALVE SP17B9	AUXB	643	601		Internal PRA & IPEEE SSEL	Cat 1	NO	pressure Control/ RCS heat removal	7. Pneumatic-Operated Valves	MSTM	NO	DRY	HOT	Yes			6.964	9.726E-02	safety valve
SS-235B	SAMPLE ISOLATION VALVE	CTMT9	585	CTMT		IPEEE SSEL	Cat 1	NO	Operator	8A. Motor-Operated Valves	Instrument	YES	DRY	WAR M	Yes					MOV
SS-607	STEAM GEN 1-1 SAMPLE LINE CTMT ISO VALVE	AUXB	585	314		IPEEE SSEL	Cat 1	NO	Operator	7. Pneumatic-Operated Valves	Instrument	NO	DRY	COOL	Yes					AOV

Table 4-1: Base List 1 – The Equipment Coming Out of Screen #3 and Entering Screen #4, for Five Safety Functions

Equipment ID	Description	Building	Elevation	Room#	Reason for Selection into SWEL 1	SSC Source	Screen 1 Seismic Category 1	Screen 2 Regularly Inspected ?	Screen 3 Support for 5 Safety Functions	Screen 4a Variety of Types of Equip.	Screen 4b Variety of Systems	Screen 4c - Variety of Environments				Screen 4d - Major New & Replacement Equip.	Screen 4e – A-46/ IPEEE Vulnerability	Screen 4f - Importance Contribution to Risk		Type Code
							Category	Inspection ?	Safety Function	EPRI 21 Category	System	High Rad?	Moisture	Temp.	Inside ?			RAW of COMP	FVI of COMP	
ST131	MAIN STEAM LINE 1 TO AFPT 1-2 STEAM TRAP	AUXB	623	501		IPEEE SSEL	Cat 1	NO	RCS Heat removal	0d. Other - check/manual valve	AFW	NO	DRY	COOL	Yes					MANUAL VALVE
ST132	MAIN STEAM LINE 1 TO AFPT 1-2 STEAM TRAP	AUXB	623	500		IPEEE SSEL	Cat 1	NO	RCS Heat removal	0d. Other - check/manual valve	AFW	NO	DRY	WAR M	Yes					MANUAL VALVE
ST133	MAIN STEAM LINE 2 TO AFPT 1-1 STEAM TRAP	AUXB	565	237		IPEEE SSEL	Cat 1	NO	RCS Heat removal	0d. Other - check/manual valve	AFW	NO	DRY	COOL	Yes					MANUAL VALVE
ST134	AFPT INLET HDR INLET XCONNECT STM TRAP	AUXB	565	238		IPEEE SSEL	Cat 1	NO	RCS Heat removal	0d. Other - check/manual valve	AFW	NO	DRY	COOL	Yes					MANUAL VALVE
ST137	MAIN STEAM INLT HDR TO AFPT 1-2 STM TRAP	AUXB	585	314		IPEEE SSEL	Cat 1	NO	RCS Heat removal	0d. Other - check/manual valve	AFW	NO	DRY	COOL	Yes					MANUAL VALVE
ST138	MAIN STEAM INLT HDR TO AFPT 1-1 STM TRAP	AUXB	585	314		IPEEE SSEL	Cat 1	NO	RCS Heat removal	0d. Other - check/manual valve	AFW	NO	DRY	COOL	Yes					MANUAL VALVE
ST139	MAIN STEAM LINE TO AFPT 1-1 STEAM TRAP	AUXB	623	501		IPEEE SSEL	Cat 1	NO	RCS Heat removal	0d. Other - check/manual valve	AFW	NO	DRY	COOL	Yes					MANUAL VALVE
ST149	STEAM TRAP	AUXB	545	125		IPEEE SSEL	Cat 1	NO	RCS Heat removal	0d. Other - check/manual valve	AFW	NO	DRY	COOL	Yes					MANUAL VALVE
ST39	MAIN STEAM LINE TO AFPT 1-1 STEAM TRAP	AUXB	630	500		IPEEE SSEL	Cat 1	NO	RCS Heat removal	0d. Other - check/manual valve	AFW	NO	DRY	WAR M	Yes					MANUAL VALVE
ST90	MAIN STEAM LINE 2 TO AFPT 1-1 STEAM TRAP	AUXB	623	500		IPEEE SSEL	Cat 1	NO	RCS Heat removal	0d. Other - check/manual valve	AFW	NO	DRY	WAR M	Yes					MANUAL VALVE
SV-101A	MS LINE 1 ISO VALVE SOL VALVE	AUXB	643	601		IPEEE SSEL	Cat 1	NO	pressure Control	8B. Solenoid Valves	MSTM	NO	DRY	HOT	Yes					SOLENOID VALVE
SV-101B	MS LINE 1 ISO VALVE SOL VALVE	AUXB	643	601		IPEEE SSEL	Cat 1	NO	pressure Control	8B. Solenoid Valves	MSTM	NO	DRY	HOT	Yes					SOLENOID VALVE
SV-101F	MS LINE 1 ISO VALVE SOL VALVE	AUXB	643	601		IPEEE SSEL	Cat 1	NO	pressure Control	8B. Solenoid Valves	MSTM	NO	DRY	HOT	Yes					SOLENOID VALVE

Table 4-1: Base List 1 – The Equipment Coming Out of Screen #3 and Entering Screen #4, for Five Safety Functions

Equipment ID	Description	Building	Elevation	Room#	Reason for Selection into SWEL 1	SSC Source	Screen 1 Seismic Category 1	Screen 2 Regularly Inspected ?	Screen 3 Support for 5 Safety Functions	Screen 4a Variety of Types of Equip.	Screen 4b Variety of Systems	Screen 4c - Variety of Environments				Screen 4d - Major New & Replacement Equip.	Screen 4e - A-46/ IPEEE Vulnerability	Screen 4f - Importance Contribution to Risk		Type Code
							Category	Inspection ?	Safety Function	EPRI 21 Category	System	High Rad?	Moisture	Temp.	Inside ?			RAW of COMP	FVI of COMP	
SV-1356A	CAC 1-1 SW OUTLET ISO VALVE	AUXB	585	314		IPEEE SSEL	Cat 1	NO	Containment function	8B. Solenoid Valves	CAC	NO	DRY	COOL	Yes					SOLENOID VALVE
SV-1356B	CAC 1-1 SW OUTLET ISO VALVE	AUXB	585	314		IPEEE SSEL	Cat 1	NO	Containment function	8B. Solenoid Valves	CAC	NO	DRY	COOL	Yes					SOLENOID VALVE
SV-1424	SOL VLV FR HX 1 SW OUT ISO VLV	AUXB	585	328		IPEEE SSEL	Cat 1	NO	SW&CCW	8B. Solenoid Valves	SW	NO	DRY	COOL	Yes					SOLENOID VALVE
SV-1467	SOL VLV FOR HV-1467	AUXB	545	113		IPEEE SSEL	Cat 1	NO	SW&CCW	8B. Solenoid Valves	CCW	NO	DRY	COOL	Yes					SOLENOID VALVE
SV-1471	SOL VLV FOR HV-1471	AUXB	585	318		IPEEE SSEL	Cat 1	NO	SW&CCW	8B. Solenoid Valves	CCW	NO	DRY	COOL	Yes					SOLENOID VALVE
SV-5301	AUX BLDG CTRM DMPR AIR SOL VLV	AUXB	638	603		IPEEE SSEL	Cat 1	NO	HVAC	8B. Solenoid Valves	HVAC	NO	DRY	COOL	Yes					SOLENOID VALVE
SV-5301A	CTRM COMP CONF RM&COMP..SOL VLV	AUXB	638	603		IPEEE SSEL	Cat 1	NO	HVAC	8B. Solenoid Valves	HVAC	NO	DRY	COOL	Yes					SOLENOID VALVE
SV-5889A	AFP TURB 1-1 STM ADM BLD OFF SOL VALVE	AUXB	565	237		IPEEE SSEL	Cat 1	NO	RCS Heat removal	8B. Solenoid Valves	AFW	NO	DRY	COOL	Yes					SOLENOID VALVE
SV-607	STEAM GEN 1-1 SAMPLE LINE CTMT ISO VALVE	AUXB	585	314		IPEEE SSEL	Cat 1	NO	Operator	8B. Solenoid Valves	Instrument	NO	DRY	COOL	Yes					SOLENOID VALVE
SV-ICS11B2	SV FOR ICS-11B	AUXB	643	601		IPEEE SSEL	Cat 1	NO	pressure Control	8B. Solenoid Valves	MSTM	NO	DRY	HOT	Yes					SOLENOID VALVE
SV-MU38	SOL VLV FOR MU-38	AUXB	565	208		IPEEE SSEL	Cat 1	NO	Reactivity Control	8B. Solenoid Valves	MU	NO	DRY	WAR M	Yes					SOLENOID VALVE
SV-MU66A	SOL VLV FOR MU-66A	AUXB	565	208		IPEEE SSEL	Cat 1	NO	Reactivity Control	8B. Solenoid Valves	MU	NO	DRY	WAR M	Yes					SOLENOID VALVE
SV-MU66B	SOL VLV FOR MU-66B	AUXB	565	208		IPEEE SSEL	Cat 1	NO	Reactivity Control	8B. Solenoid Valves	MU	NO	DRY	WAR M	Yes					SOLENOID VALVE
SV-MU66C	SOL VLV FOR MU-66C	AUXB	565	208		IPEEE SSEL	Cat 1	NO	Reactivity Control	8B. Solenoid Valves	MU	NO	DRY	WAR M	Yes					SOLENOID VALVE
SV-MU66D	SOL VLV FOR MU-66D	AUXB	565	208		IPEEE SSEL	Cat 1	NO	Reactivity Control	8B. Solenoid Valves	MU	NO	DRY	WAR M	Yes					SOLENOID VALVE
SW100	MANUAL VALVE SW 100	AUXB	545	115		Internal PRA	Cat 1	NO	SW&CCW	0d. Other - check/manual valve	SW	NO	DRY	COOL	Yes			2.107	3.535E-05	manual valve
SW103	MANUAL VALVE SW 103	AUXB	545	115		Internal PRA	Cat 1	NO	HVAC	0d. Other - check/manual valve	HVAC	NO	DRY	COOL	Yes			2.107	3.535E-05	manual valve

Table 4-1: Base List 1 – The Equipment Coming Out of Screen #3 and Entering Screen #4, for Five Safety Functions

Equipment ID	Description	Building	Elevation	Room#	Reason for Selection into SWEL 1	SSC Source	Screen 1 Seismic Category 1	Screen 2 Regularly Inspected ?	Screen 3 Support for 5 Safety Functions	Screen 4a Variety of Types of Equip.	Screen 4b Variety of Systems	Screen 4c - Variety of Environments				Screen 4d - Major New & Replacement Equip.	Screen 4e - A-46/ IPEEE Vulnerability	Screen 4f - Importance Contribution to Risk		Type Code
							Category	Inspection ?	Safety Function	EPRI 21 Category	System	High Rad?	Moisture	Temp.	Inside ?			RAW of COMP	FVI of COMP	
SW105	MANUAL VALVE SW 105	AUXB	545	115		Internal PRA & IPEEE SSEL	Cat 1	NO	SW&CCW	0d. Other - check/manual valve	SW	NO	DRY	COOL	Yes					manual valve
SW106	MANUAL VALVE SW 106	AUXB	545	115		Internal PRA	Cat 1	NO	SW&CCW	0d. Other - check/manual valve	SW	NO	DRY	COOL	Yes					manual valve
SW110	MANUAL VALVE SW 110	AUXB	545	105		Internal PRA	Cat 1	NO	SW&CCW	0d. Other - check/manual valve	SW	NO	DRY	COOL	Yes			2.175	3.555E-05	manual valve
SW111	MANUAL VALVE SW 111	AUXB	545	105		Internal PRA	Cat 1	NO	HVAC	0d. Other - check/manual valve	HVAC	NO	DRY	COOL	Yes			2.175	3.555E-05	manual valve
SW113	MANUAL VALVE SW 113	AUXB	545	105		Internal PRA	Cat 1	NO	HVAC	0d. Other - check/manual valve	HVAC	NO	DRY	COOL	Yes					manual valve
SW114	MANUAL VALVE SW 114	AUXB	545	105		Internal PRA	Cat 1	NO	SW&CCW	0d. Other - check/manual valve	SW	NO	DRY	COOL	Yes					manual valve
SW118	MANUAL VALVE SW 118	AUXB	545	105		Internal PRA	Cat 1	NO	SW&CCW	0d. Other - check/manual valve	SW	NO	DRY	COOL	Yes			2.175	3.555E-05	manual valve
SW119	MANUAL VALVE SW 119	AUXB	545	105		Internal PRA	Cat 1	NO	HVAC	0d. Other - check/manual valve	HVAC	NO	DRY	COOL	Yes			2.175	3.555E-05	manual valve
SW121	MANUAL VALVE SW 121	AUXB	545	105		Internal PRA	Cat 1	NO	SW&CCW	0d. Other - check/manual valve	SW	NO	DRY	COOL	Yes					manual valve
SW122	MANUAL VALVE SW 122	AUXB	545	105		Internal PRA	Cat 1	NO	SW&CCW	0d. Other - check/manual valve	SW	NO	DRY	COOL	Yes					manual valve
SW1356	TEMP CONTROL VALVE SW 1356	AUXB	585	314		Internal PRA & IPEEE SSEL	Cat 1	NO	SW&CCW	7. Pneumatic-Operated Valves	CAC	NO	DRY	COOL	Yes					temp control valve
SW1357	TEMP CONTROL VALVE SW 1357	AUXB	585	314		Internal PRA	Cat 1	NO	SW&CCW	7. Pneumatic-Operated Valves	CAC	NO	DRY	COOL	Yes			1.031	8.387E-07	temp control valve
SW1358	TEMP CONTROL VALVE SW 1358	AUXB	585	314		Internal PRA & IPEEE SSEL	Cat 1	NO	SW&CCW	7. Pneumatic-Operated Valves	CAC	NO	DRY	COOL	Yes			1.015	3.871E-07	temp control valve
SW1366	MOV SW 1366	AUXB	585	314		Internal PRA & IPEEE SSEL	Cat 1	NO	SW&CCW	8A. Motor-Operated Valves	CAC	NO	DRY	COOL	Yes			1.017	1.839E-05	MOV

Table 4-1: Base List 1 – The Equipment Coming Out of Screen #3 and Entering Screen #4, for Five Safety Functions

Equipment ID	Description	Building	Elevation	Room#	Reason for Selection into SWEL 1	SSC Source	Screen 1 Seismic Category 1	Screen 2 Regularly Inspected ?	Screen 3 Support for 5 Safety Functions	Screen 4a Variety of Types of Equip.	Screen 4b Variety of Systems	Screen 4c - Variety of Environments				Screen 4d - Major New & Replacement Equip.	Screen 4e – A-46/ IPEEE Vulnerability	Screen 4f - Importance Contribution to Risk		Type Code
							Category	Inspection ?	Safety Function	EPRI 21 Category	System	High Rad?	Moisture	Temp.	Inside ?			RAW of COMP	FVI of COMP	
SW1367	MOV SW 1367	AUXB	585	314		Internal PRA	Cat 1	NO	SW&CCW	8A. Motor-Operated Valves	CAC	NO	DRY	COOL	Yes			1.053	5.767E-05	MOV
SW1368	MOV SW 1368	AUXB	585	314		Internal PRA & IPEEE SSEL	Cat 1	NO	SW&CCW	8A. Motor-Operated Valves	CAC	NO	DRY	COOL	Yes			1.035	3.806E-05	MOV
SW1379	MOV SW-1379	INTK	576	52		Internal PRA & IPEEE SSEL	Cat 1	NO	SW&CCW	8A. Motor-Operated Valves	SW	NO	DRY	WAR M	Yes					MOV
SW1380	MOV SW 1380	INTK	576	52		Internal PRA	Cat 1	NO	SW&CCW	8A. Motor-Operated Valves	SW	NO	DRY	WAR M	Yes					MOV
SW1381	MOV SW 1381	INTK	576	52		Internal PRA & IPEEE SSEL	Cat 1	NO	SW&CCW	8A. Motor-Operated Valves	SW	NO	DRY	WAR M	Yes					MOV
SW1382	MOV SW 1382	AUXB	565	237		Internal PRA & IPEEE SSEL	Cat 1	NO	RCS Heat removal	8A. Motor-Operated Valves	AFW	NO	DRY	COOL	Yes			3.226	6.342E-04	MOV
SW1383	MOV SW 1383	AUXB	565	236		Internal PRA	Cat 1	NO	RCS Heat removal	8A. Motor-Operated Valves	AFW	NO	DRY	COOL	Yes			3.226	3.668E-04	MOV
SW1395	MOV SW 1395	INTK	566.25	53		Internal PRA	Cat 1	NO	SW&CCW	8A. Motor-Operated Valves	SW	NO	DAMP	COOL	Yes			2.699	1.838E-03	MOV
SW1399	MOV SW-1399	INTK	566.25	53	Screens 1, 2, 3, 4a, 4b, 4c, 4f	Internal PRA & IPEEE SSEL	Cat 1	NO	SW&CCW	8A. Motor-Operated Valves	SW	NO	DAMP	COOL	Yes			3.921	1.898E-03	MOV
SW14	MANUAL VALVE SW 14	INTK	565	251		Internal PRA	Cat 1	NO	SW&CCW	0d. Other - check/manual valve	SW	NO	DAMP	COOL	Yes			2.675	1.032E-06	manual valve
SW1424	AOV SW-1424	AUXB	585	328		Internal PRA & IPEEE SSEL	Cat 1	NO	SW&CCW	7. Pneumatic-Operated Valves	CCW	NO	DRY	COOL	Yes			3.333	3.761E-03	AOV
SW1429	AOV SW-1429	AUXB	585	328		Internal PRA	Cat 1	NO	SW&CCW	7. Pneumatic-Operated Valves	CCW	NO	DRY	COOL	Yes			1.470	7.446E-04	AOV
SW1434	AOV SW 1434	AUXB	585	328		Internal PRA	Cat 1	NO	SW&CCW	7. Pneumatic-Operated Valves	CCW	NO	DRY	COOL	Yes			4.210	4.337E-03	AOV

Table 4-1: Base List 1 – The Equipment Coming Out of Screen #3 and Entering Screen #4, for Five Safety Functions

Equipment ID	Description	Building	Elevation	Room#	Reason for Selection into SWEL 1	SSC Source	Screen 1 Seismic Category 1	Screen 2 Regularly Inspected ?	Screen 3 Support for 5 Safety Functions	Screen 4a Variety of Types of Equip.	Screen 4b Variety of Systems	Screen 4c - Variety of Environments				Screen 4d - Major New & Replacement Equip.	Screen 4e - A-46/ IPEEE Vulnerability	Screen 4f - Importance Contribution to Risk		Type Code
							Category	Inspection ?	Safety Function	EPRI 21 Category	System	High Rad?	Moisture	Temp.	Inside ?			RAW of COMP	FVI of COMP	
SW15	MANUAL VALVE SW 15	INTK	565	251		Internal PRA	Cat 1	NO	SW&CCW	0d. Other - check/manual valve	SW	NO	DAMP	COOL	Yes			2.674	1.032E-06	manual valve
SW17	CHECK VALVE SW17	INTK	576	52		Internal PRA	Cat 1	NO	SW&CCW	0d. Other - check/manual valve	SW	NO	DRY	WAR M	Yes			2.927	5.445E-05	check valve
SW18	CHECK VALVE SW18	INTK	576	52		Internal PRA	Cat 1	NO	SW&CCW	0d. Other - check/manual valve	SW	NO	DRY	WAR M	Yes			3.512	5.348E-05	check valve
SW19	CHECK VALVE SW 19	INTK	576	52		Internal PRA	Cat 1	NO	SW&CCW	0d. Other - check/manual valve	SW	NO	DRY	WAR M	Yes			1.012	4.000E-06	check valve
SW20	MANUAL VALVE SW-20	INTK	576	52		Internal PRA	Cat 1	NO	SW&CCW	0d. Other - check/manual valve	SW	NO	DRY	WAR M	Yes			2.927	6.567E-05	manual valve
SW21	MANUAL VALVE SW 21	INTK	576	52		Internal PRA	Cat 1	NO	SW&CCW	0d. Other - check/manual valve	SW	NO	DRY	WAR M	Yes			3.512	8.309E-05	manual valve
SW22	MANUAL VALVE SW 22	INTK	566.25	53		Internal PRA	Cat 1	NO	SW&CCW	0d. Other - check/manual valve	SW	NO	DAMP	COOL	Yes			1.173	5.548E-06	manual valve
SW23	MANUAL VALVE SW 23	INTK	566.25	53		Internal PRA	Cat 1	NO	SW&CCW	0d. Other - check/manual valve	SW	NO	DAMP	COOL	Yes			1.173	5.548E-06	manual valve
SW24	MANUAL VALVE SW-24	INTK	566.25	53		Internal PRA	Cat 1	NO	SW&CCW	0d. Other - check/manual valve	SW	NO	DAMP	COOL	Yes			1.183	6.838E-06	manual valve
SW25	MANUAL VALVE SW-25	INTK	566.25	53		Internal PRA	Cat 1	NO	SW&CCW	0d. Other - check/manual valve	SW	NO	DAMP	COOL	Yes			1.183	6.838E-06	manual valve
SW256	MANUAL VALVE SW 256	AUXB	545	123		Internal PRA	Cat 1	NO	SW&CCW	0d. Other - check/manual valve	SW	NO	DRY	COOL	Yes			2.675	1.032E-06	manual valve
SW257	MANUAL VALVE SW 257	AUXB	545	123		Internal PRA	Cat 1	NO	SW&CCW	0d. Other - check/manual valve	SW	NO	DRY	COOL	Yes			2.674	1.032E-06	manual valve
SW258	MANUAL VALVE SW258	AUXB	545	124		Internal PRA	Cat 1	NO	SW&CCW	0d. Other - check/manual valve	SW	NO	DRY	COOL	Yes			1.030	6.709E-06	manual valve
SW259	MANUAL VALVE SW259	AUXB	545	124		Internal PRA	Cat 1	NO	SW&CCW	0d. Other - check/manual valve	SW	NO	DRY	COOL	Yes			1.030	6.709E-06	manual valve
SW-2927	CTRM EMERG COND 1-1 TV...VALVE	AUXB	638	603		IPEEE SSEL	Cat 1	NO	HVAC	8A. Motor-Operated Valves	HVAC	NO	DRY	COOL	Yes					MOV

Table 4-1: Base List 1 – The Equipment Coming Out of Screen #3 and Entering Screen #4, for Five Safety Functions

Equipment ID	Description	Building	Elevation	Room#	Reason for Selection into SWEL 1	SSC Source	Screen 1 Seismic Category 1	Screen 2 Regularly Inspected ?	Screen 3 Support for 5 Safety Functions	Screen 4a Variety of Types of Equip.	Screen 4b Variety of Systems	Screen 4c - Variety of Environments				Screen 4d - Major New & Replacement Equip.	Screen 4e - A-46/ IPEEE Vulnerability	Screen 4f - Importance Contribution to Risk		Type Code
							Category	Inspection ?	Safety Function	EPRI 21 Category	System	High Rad?	Moisture	Temp.	Inside ?			RAW of COMP	FVI of COMP	
SW2929	MOV SW 2929	INTK	566.25	53		Internal PRA & IPEEE SSEL	Cat 1	NO	SW&CCW	8A. Motor-Operated Valves	SW	NO	DAMP	COOL	Yes			1.011	6.580E-06	MOV
SW2930	MOV SW 2930	INTK	566.25	53		Internal PRA & IPEEE SSEL	Cat 1	NO	SW&CCW	8A. Motor-Operated Valves	SW	NO	DAMP	COOL	Yes			1.072	1.426E-05	MOV
SW2931	MOV SW2931	INTK	566.25	53		Internal PRA & IPEEE SSEL	Cat 1	NO	SW&CCW	0d. Other - check/manual valve	SW	NO	DAMP	COOL	Yes			1.061	1.181E-05	manual valve
SW-2932	SW DISCH TO COLLECT BASIN VLV	INTK	585	053		IPEEE SSEL	Cat 1	NO	SW&CCW	8A. Motor-Operated Valves	SW	#N/A	#N/A	#N/A	#N/A					MOV
SW30	MANUAL VALVE SW-30	INTK	565	251		Internal PRA	Cat 1	NO	SW&CCW	0d. Other - check/manual valve	SW	NO	DAMP	COOL	Yes			1.217	8.258E-06	manual valve
SW31	MANUAL VALVE SW-31	INTK	565	251		Internal PRA	Cat 1	NO	SW&CCW	0d. Other - check/manual valve	CCW	NO	DAMP	COOL	Yes			1.303	1.748E-05	manual valve
SW32	MANUAL VALVE SW-32	INTK	565	251		Internal PRA	Cat 1	NO	SW&CCW	0d. Other - check/manual valve	CCW	NO	DAMP	COOL	Yes			1.007	1.677E-06	manual valve
SW325	MANUAL VALVE SW 325	AUXB	585	314		Internal PRA	Cat 1	NO	Containment function	0d. Other - check/manual valve	CAC	NO	DRY	COOL	Yes					manual valve
SW326	MANUAL VALVE SW 326	AUXB	585	314		Internal PRA	Cat 1	NO	Containment function	0d. Other - check/manual valve	CAC	NO	DRY	COOL	Yes					manual valve
SW33	MANUAL VALVE SW-33	INTK	565	251		Internal PRA	Cat 1	NO	SW&CCW	0d. Other - check/manual valve	CCW	NO	DAMP	COOL	Yes			1.303	1.090E-05	manual valve
SW331	MANUAL VALVE SW 331	AUXB	585	314		Internal PRA	Cat 1	NO	Containment function	0d. Other - check/manual valve	CAC	NO	DRY	COOL	Yes					manual valve
SW332	MANUAL VALVE SW 332	AUXB	585	314		Internal PRA	Cat 1	NO	Containment function	0d. Other - check/manual valve	CAC	NO	DRY	COOL	Yes					manual valve
SW335	MANUAL VALVE SW 335 , CTMT AIR COOLER SW RETURN VLV	INTK	565	251		Internal PRA & IPEEE SSEL	Cat 1	NO	SW&CCW	0d. Other - check/manual valve	SW	NO	DAMP	COOL	Yes					manual valve

Table 4-1: Base List 1 – The Equipment Coming Out of Screen #3 and Entering Screen #4, for Five Safety Functions

Equipment ID	Description	Building	Elevation	Room#	Reason for Selection into SWEL 1	SSC Source	Screen 1 Seismic Category 1	Screen 2 Regularly Inspected ?	Screen 3 Support for 5 Safety Functions	Screen 4a Variety of Types of Equip.	Screen 4b Variety of Systems	Screen 4c - Variety of Environments				Screen 4d - Major New & Replacement Equip.	Screen 4e - A-46/ IPEEE Vulnerability	Screen 4f - Importance Contribution to Risk		Type Code
							Category	Inspection ?	Safety Function	EPRI 21 Category	System	High Rad?	Moisture	Temp.	Inside ?			RAW of COMP	FVI of COMP	
SW34	MANUAL VALVE SW 34	AUXB	565	240		Internal PRA	Cat 1	NO	SW&CCW	0d. Other - check/manual valve	SW	NO	DRY	HOT	Yes			3.422	9.193E-05	manual valve
SW35	MANUAL VALVE SW 35	INTK	565	251		Internal PRA	Cat 1	NO	SW&CCW	0d. Other - check/manual valve	SW	NO	DAMP	COOL	Yes			4.341	1.204E-04	manual valve
SW36	MANUAL VALVE SW 36	AUXB	585	328		Internal PRA	Cat 1	NO	SW&CCW	0d. Other - check/manual valve	SW	NO	DRY	COOL	Yes			3.422	9.290E-05	manual valve
SW37	MANUAL VALVE SW-37	AUXB	585	328		Internal PRA	Cat 1	NO	SW&CCW	0d. Other - check/manual valve	SW	NO	DRY	COOL	Yes			1.473	3.245E-05	manual valve
SW38	MANUAL VALVE SW 38	AUXB	585	328		Internal PRA	Cat 1	NO	SW&CCW	0d. Other - check/manual valve	SW	NO	DRY	COOL	Yes			4.341	1.214E-04	manual valve
SW39	MANUAL VALVE SW-39	AUXB	585	328		Internal PRA	Cat 1	NO	SW&CCW	0d. Other - check/manual valve	SW	NO	DRY	COOL	Yes			1.217	8.258E-06	manual valve
SW3962	RELIEF VALVE SW 3962	INTK	566.25	53		Internal PRA	Cat 1	NO	SW&CCW	7. Pneumatic-Operated Valves	SW	NO	DAMP	COOL	Yes			7.760	1.054E-03	relief valve
SW3963	RELIEF VALVE SW 3963	INTK	566.25	53	Screens 1, 2, 3, 4a, 4b, 4c, 4f	Internal PRA	Cat 1	NO	SW&CCW	7. Pneumatic-Operated Valves	SW	NO	DAMP	COOL	Yes			9.614	1.159E-03	relief valve
SW40	MANUAL VALVE SW-40	AUXB	585	328		Internal PRA	Cat 1	NO	SW&CCW	0d. Other - check/manual valve	SW	NO	DRY	COOL	Yes			1.217	8.258E-06	manual valve
SW400	MANUAL VALVE SW400	INTK	566.25	53		Internal PRA	Cat 1	NO	SW&CCW	0d. Other - check/manual valve	SW	NO	DAMP	COOL	Yes			1.010	2.581E-07	manual valve
SW401	MANUAL VALVE SW-401	INTK	566.25	53		Internal PRA	Cat 1	NO	SW&CCW	0d. Other - check/manual valve	SW	NO	DAMP	COOL	Yes			1.126	1.075E-04	manual valve
SW402	CHECK VALVE SW-402	INTK	566.25	53		Internal PRA	Cat 1	NO	SW&CCW	0d. Other - check/manual valve	SW	NO	DAMP	COOL	Yes			1.126	5.548E-06	check valve
SW403	MANUAL VALVE SW403	INTK	566.25	53		Internal PRA	Cat 1	NO	SW&CCW	0d. Other - check/manual valve	SW	NO	DAMP	COOL	Yes			1.126	1.075E-04	manual valve
SW41	MANUAL VALVE SW-41	AUXB	585	328		Internal PRA	Cat 1	NO	SW&CCW	0d. Other - check/manual valve	SW	NO	DRY	COOL	Yes			1.303	1.090E-05	manual valve
SW42	MANUAL VALVE SW-42	AUXB	585	328		Internal PRA	Cat 1	NO	SW&CCW	0d. Other - check/manual valve	SW	NO	DRY	COOL	Yes			1.303	1.090E-05	manual valve

Table 4-1: Base List 1 – The Equipment Coming Out of Screen #3 and Entering Screen #4, for Five Safety Functions

Equipment ID	Description	Building	Elevation	Room#	Reason for Selection into SWEL 1	SSC Source	Screen 1 Seismic Category 1	Screen 2 Regularly Inspected ?	Screen 3 Support for 5 Safety Functions	Screen 4a Variety of Types of Equip.	Screen 4b Variety of Systems	Screen 4c - Variety of Environments				Screen 4d - Major New & Replacement Equip.	Screen 4e - A-46/ IPEEE Vulnerability	Screen 4f - Importance Contribution to Risk		Type Code
							Category	Inspection ?	Safety Function	EPRI 21 Category	System	High Rad?	Moisture	Temp.	Inside ?			RAW of COMP	FVI of COMP	
SW43	MANUAL VALVE SW43	INTK	565	251		Internal PRA	Cat 1	NO	SW&CCW	0d. Other - check/manual valve	SW	NO	DAMP	COOL	Yes			7.563	2.092E-04	manual valve
SW44	MANUAL VALVE SW 44 , CCW HT XCHANG DISCH HEADER	INTK	565	251		Internal PRA & IPEEE SSEL	Cat 1	NO	SW&CCW	0d. Other - check/manual valve	SW	NO	DAMP	COOL	Yes			9.427	2.635E-04	manual valve
SW45	MANUALSW 45 VALVE	INTK	566.25	53		Internal PRA	Cat 1	NO	SW&CCW	0d. Other - check/manual valve	SW	NO	DAMP	COOL	Yes					manual valve
SW5	MANUAL VALVE SW 5	AUXB	565	237		Internal PRA	Cat 1	NO	RCS Heat removal	0d. Other - check/manual valve	AFW	NO	DRY	COOL	Yes			1.472	2.304E-04	manual valve
SW-5067	H2 DILU SYS BLWR1-1 MOV IN VLV	AUXB	585	314		IPEEE SSEL	Cat 1	NO	SW&CCW	8A. Motor-Operated Valves	SW	NO	DRY	COOL	Yes					MOV
SW-5421	SW OUTLET MOV FOR E42-5	AUXB	545	105		IPEEE SSEL	Cat 1	NO	SW&CCW	8A. Motor-Operated Valves	SW	NO	DRY	COOL	Yes					MOV
SW-5422	SW OUTLET MOV E42-4	AUXB	545	105		IPEEE SSEL	Cat 1	NO	SW&CCW	8A. Motor-Operated Valves	SW	NO	DRY	COOL	Yes					MOV
SW57	CHECK VALVE SW 57	INTK	566.25	53		Internal PRA	Cat 1	NO	SW&CCW	0d. Other - check/manual valve	SW	NO	DAMP	COOL	Yes					check valve
SW58	MANUAL VALVE SW 58	AUXB	585	314		Internal PRA	Cat 1	NO	SW&CCW	0d. Other - check/manual valve	SW	NO	DRY	COOL	Yes					manual valve
SW-5896	CTRM EMERG COND 1-1 SW ...VLV	AUXB	638	603	Screens 1, 2, 3, 4a, 4b	IPEEE SSEL	Cat 1	NO	SW&CCW	7. Pneumatic-Operated Valves	SW	NO	DRY	COOL	Yes					AOV
SW59	MANUAL VALVE SW 59	AUXB	585	314		Internal PRA	Cat 1	NO	SW&CCW	0d. Other - check/manual valve	SW	NO	DRY	COOL	Yes					manual valve
SW6	MANUAL VALVE SW 6	AUXB	565	238		Internal PRA	Cat 1	NO	RCS Heat removal	0d. Other - check/manual valve	AFW	NO	DRY	COOL	Yes			1.245	1.210E-04	manual valve
SW60	MANUAL VALVE SW 60	AUXB	585	314		Internal PRA	Cat 1	NO	Containment function	0d. Other - check/manual valve	CAC	NO	DRY	COOL	Yes					manual valve
SW61	MANUAL VALVE SW 61	AUXB	585	314		Internal PRA	Cat 1	NO	Containment function	0d. Other - check/manual valve	CAC	NO	DRY	COOL	Yes					manual valve

Table 4-1: Base List 1 – The Equipment Coming Out of Screen #3 and Entering Screen #4, for Five Safety Functions

Equipment ID	Description	Building	Elevation	Room#	Reason for Selection into SWEL 1	SSC Source	Screen 1 Seismic Category 1	Screen 2 Regularly Inspected ?	Screen 3 Support for 5 Safety Functions	Screen 4a Variety of Types of Equip.	Screen 4b Variety of Systems	Screen 4c - Variety of Environments				Screen 4d - Major New & Replacement Equip.	Screen 4e - A-46/ IPEEE Vulnerability	Screen 4f - Importance Contribution to Risk		Type Code
							Category	Inspection ?	Safety Function	EPRI 21 Category	System	High Rad?	Moisture	Temp.	Inside ?			RAW of COMP	FVI of COMP	
SW62	MANUAL VALVESW 62	AUXB	585	314		Internal PRA	Cat 1	NO	Containment function	0d. Other - check/manual valve	CAC	NO	DRY	COOL	Yes					manual valve
SW63	MANUAL VALVE SW 63	AUXB	585	314		Internal PRA	Cat 1	NO	Containment function	0d. Other - check/manual valve	CAC	NO	DRY	COOL	Yes					manual valve
SW77	MANUAL VALVE SW 77	AUXB	585	314		Internal PRA	Cat 1	NO	SW&CCW	0d. Other - check/manual valve	SW	NO	DRY	COOL	Yes					manual valve
SW78	MANUAL VALVE SW 78	INTK	566.25	53		Internal PRA	Cat 1	NO	SW&CCW	0d. Other - check/manual valve	SW	NO	DAMP	COOL	Yes					manual valve
SW81	MANUAL VALVE SW 81	AUXB	585	314		Internal PRA	Cat 1	NO	SW&CCW	0d. Other - check/manual valve	SW	NO	DRY	COOL	Yes					manual valve
SW82	MANUAL VALVE SW 82	INTK	565	251	Screens 1, 2, 3, 4a, 4b, 4c, 4f	Internal PRA	Cat 1	NO	SW&CCW	0d. Other - check/manual valve	SW	NO	DAMP	COOL	Yes			132.115	4.084E-05	manual valve
SW84	MANUAL VALVE SW 84	AUXB	545	115		Internal PRA	Cat 1	NO	SW&CCW	0d. Other - check/manual valve	SW	NO	DRY	COOL	Yes			2.107	3.535E-05	manual valve
SW-8432	SW RTRN IN ISO VLV TO RAD MONT	INTK	585	053		IPEEE SSEL	Cat 1	NO	SW&CCW	0d. Other - check/manual valve	SW	#N/A	#N/A	#N/A	#N/A					MANUAL VALVE
SW87	MANUAL VALVE SW 87	AUXB	545	115		Internal PRA	Cat 1	NO	HVAC	0d. Other - check/manual valve	HVAC	NO	DRY	COOL	Yes			2.107	3.535E-05	manual valve
SW89	MANUAL VALVE SW 89	AUXB	545	115		Internal PRA & IPEEE SSEL	Cat 1	NO	SW&CCW	0d. Other - check/manual valve	SW	NO	DRY	COOL	Yes					manual valve
SW90	MANUAL VALVE SW 90	AUXB	545	115		Internal PRA	Cat 1	NO	SW&CCW	0d. Other - check/manual valve	SW	NO	DRY	COOL	Yes					manual valve
SW-95	ECCS RM CLR 1-3 OUTLET VALVE	AUXB	545	113		IPEEE SSEL	Cat 1	NO	SW&CCW	0d. Other - check/manual valve	SW	NO	DRY	COOL	Yes					MANUAL VALVE
T1	REACTOR VESSEL	CTMT9		CTMT		NSSS	Cat 1	YES	Inventory control	21. Tanks and Heat Exchangers	RCS	YES	DRY	WAR M	Yes					REACTOR VESSEL
T10	BORATED WATER STORAGE TANK 1-1	AUXB	565	PT	Screens 1, 2, 3, 4a, 4b, 4c, 4f	Internal PRA & IPEEE SSEL	Cat 1	NO	Inventory Control	21. Tanks and Heat Exchangers	BWST	NO	DRY	COOL	Yes			152.674	2.744E-03	Tank

Table 4-1: Base List 1 – The Equipment Coming Out of Screen #3 and Entering Screen #4, for Five Safety Functions

Equipment ID	Description	Building	Elevation	Room#	Reason for Selection into SWEL 1	SSC Source	Screen 1 Seismic Category 1	Screen 2 Regularly Inspected ?	Screen 3 Support for 5 Safety Functions	Screen 4a Variety of Types of Equip.	Screen 4b Variety of Systems	Screen 4c - Variety of Environments				Screen 4d - Major New & Replacement Equip.	Screen 4e - A-46/ IPEEE Vulnerability	Screen 4f - Importance Contribution to Risk		Type Code
							Category	Inspection ?	Safety Function	EPRI 21 Category	System	High Rad?	Moisture	Temp.	Inside ?			RAW of COMP	FVI of COMP	
T12	COMPONENT COOLING SURGE TANLK, T12	AUXB	623	501	Screens 1, 2, 3, 4a, 4b, 4e	IPEEE SSEL	Cat 1	NO	SW&CCW	21. Tanks and Heat Exchangers	CCW	NO	DRY	COOL	Yes		YES			Tank
T153-1	EDG FUEL OIL STORAGE TANK 1-1, FOR EDG 1-1, PARTIALLY BELOW GROUND	YARD	YARD	YARD	Screens 1, 2, 3, 4a, 4b, 4c	IPEEE SSEL	Cat 1	NO	AC power	21. Tanks and Heat Exchangers	EDG	NO	DRY/WE T	COOL /WAR M	NO					Tank
T191-1	MS100 DEDICATED AIR VOLUME TANK LEAKS	AUXB	657	705		Internal PRA	Cat 1	NO	Compressed air	21. Tanks and Heat Exchangers	IA	NO	DRY	COOL	Yes					air volume tank
T191-2	MS101 DEDICATED AIR VOLUME TANK LEAKS	AUXB	657	706		Internal PRA	Cat 1	NO	Compressed air	21. Tanks and Heat Exchangers	IA	NO	DRY	COOL	Yes					air volume tank
T198-1	LUBE OIL HEAD TANK FOR HPI 1-1	AUXB	545	105		IPEEE SSEL	Cat 1	NO	Inventory Control	21. Tanks and Heat Exchangers	HPI	NO	DRY	COOL	Yes					TANK
T199-1	LUBE OIL RESERVOIR FOR HPI 1-1	AUXB	545	105		IPEEE SSEL	Cat 1	NO	Inventory Control	21. Tanks and Heat Exchangers	HPI	NO	DRY	COOL	Yes					TANK
T2	RCS PRESSURIZER	CTMT9		CTMT		NSSS	Cat 1	YES	Inventory control	21. Tanks and Heat Exchangers	RCS	YES	DRY	WAR M	Yes					Pressurizer
T4_MU	MAKEUP TANK RUPTURE	AUXB	565	205		Internal PRA & IPEEE SSEL	Cat 1	NO	Reactivity Control	21. Tanks and Heat Exchangers	MU	YES	DRY	COOL	Yes					Tank
T46-1	EMERGENCY DIESEL GENERATOR DAY TANK 1-1, FOR EDG 1-1	AUXB	585	321A	Screens 1, 2, 3, 4a, 4b	IPEEE SSEL	Cat 1	NO	AC power	21. Tanks and Heat Exchangers	EDG	NO	DRY	COOL	Yes					Tank
T46-2	EMERGENCY DIESEL GENERATOR DAY TANK 1-2, FOR EDG 1-2	AUXB	585	319		Other DGs parts	Cat 1	NO	AC power	21. Tanks and Heat Exchangers	EDG	NO	DRY	COOL	Yes					Tank

Table 4-1: Base List 1 – The Equipment Coming Out of Screen #3 and Entering Screen #4, for Five Safety Functions

Equipment ID	Description	Building	Elevation	Room#	Reason for Selection into SWEL 1	SSC Source	Screen 1 Seismic Category 1	Screen 2 Regularly Inspected ?	Screen 3 Support for 5 Safety Functions	Screen 4a Variety of Types of Equip.	Screen 4b Variety of Systems	Screen 4c - Variety of Environments				Screen 4d - Major New & Replacement Equip.	Screen 4e - A-46/ IPEEE Vulnerability	Screen 4f - Importance Contribution to Risk		Type Code
							Category	Inspection ?	Safety Function	EPRI 21 Category	System	High Rad?	Moisture	Temp.	Inside ?			RAW of COMP	FVI of COMP	
T86-1	40FT3 AIR START RECEIVER 1-1-1 FED FROM EDG STARTING AIR COMPRESSOR 1-1	AUXB	585	319		IPEEE SSEL	Cat 1	NO	AC power	21. Tanks and Heat Exchangers	EDG	NO	DRY	COOL	Yes					receiver
T86-2	40FT3 AIR START RECEIVER 1-1-2 FED FROM EDG STARTING AIR COMPRESSOR 1-2	AUXB	585	319		IPEEE SSEL	Cat 1	NO	AC power	21. Tanks and Heat Exchangers	EDG	NO	DRY	COOL	Yes					receiver
T9-1	CORE FLOOD TANK 1-1	CTMT9	585	316		IPEEE SSEL	Cat 1	NO	Inventory Control	21. Tanks and Heat Exchangers	CF	YES	DRY	WAR M	Yes					TANK
TC-5329	EDG RM 1 TEMP CONTROLLER	AUXB	585	318		IPEEE SSEL	Cat 1	NO	AC power	18. Instrument (on) Racks	EDG	NO	DRY	COOL	Yes					TEMPERATURE CONTROLLER
TE-5329	EDG RM 318 TEMP ELEMENT	AUXB	585	318	Screens 1, 2, 3, 4a, 4b	IPEEE SSEL	Cat 1	NO	AC power	19. Temperature Sensors	EDG	NO	DRY	COOL	Yes					TEMPERATURE ELEMENT
TE-5443	CC PMP 1 RM TEMP ELEMENT	AUXB	585	328		IPEEE SSEL	Cat 1	NO	HVAC	19. Temperature Sensors	HVAC	NO	DRY	COOL	Yes					TEMPERATURE ELEMENT
TE-IM07M	INCORE OUTLET M7 TEMP ELEMENT	CTMT9	565	CTMT		IPEEE SSEL	Cat 1	NO	Operator	19. Temperature Sensors	Instrument	YES	DRY	WAR M	Yes					TEMPERATURE ELEMENT
TEIM6C	impulse lines, in-core thermocouples exiting at bottom of reactor vessel; e.g., TR IM06C	CTMT9		CTMT		NSSS	Cat 1	YES	Inventory control	0. Other	RCS	YES	DRY	WAR M	Yes					Impulse lines
TE-RC3B5	RC LOOP 1 HLG WR TEMP ELEMENT	CTMT60	565	216		IPEEE SSEL	Cat 1	NO	Operator	19. Temperature Sensors	Instrument	YES	DRY	WAR M	Yes					TEMPERATURE ELEMENT
TI	REACTOR VESSEL 1-1	CTMT9	565	213		IPEEE SSEL	Cat 1	NO	Reactivity Control/pressure control/ RCS heat removal	20. Instrument and Control Panels	Structure	YES	DRY	WAR M	Yes					TEMPERATURE INDICATOR
TI-4627	INCORE TEMP INDICATOR	AUXB	623	505		IPEEE SSEL	Cat 1	NO	Operator	20. Instrument and Control Panels	Instrument	NO	DRY	COOL	Yes					TEMPERATURE INDICATOR

Table 4-1: Base List 1 – The Equipment Coming Out of Screen #3 and Entering Screen #4, for Five Safety Functions

Equipment ID	Description	Building	Elevation	Room#	Reason for Selection into SWEL 1	SSC Source	Screen 1 Seismic Category 1	Screen 2 Regularly Inspected ?	Screen 3 Support for 5 Safety Functions	Screen 4a Variety of Types of Equip.	Screen 4b Variety of Systems	Screen 4c - Variety of Environments				Screen 4d - Major New & Replacement Equip.	Screen 4e - A-46/ IPEEE Vulnerability	Screen 4f - Importance Contribution to Risk		Type Code
							Category	Inspection ?	Safety Function	EPRI 21 Category	System	High Rad?	Moisture	Temp.	Inside ?			RAW of COMP	FVI of COMP	
TIC 5443	CC PMP 1 RM TEMP INDEX CONTROL	AUXB	585	328		IPEEE SSEL	Cat 1	NO	SW&CCW	20. Instrument and Control Panels	CCW	NO	DRY	COOL	Yes					TEMPERATURE INDICATOR
TS4688	TEMPERATURE SWITCH TS4688	INTK	576	52		Internal PRA & IPEEE SSEL	Cat 1	NO	SW&CCW	18. Instrument (on) Racks	SW	NO	DRY	WARM	Yes			1.704	1.197E-04	TEMPERATURE SWITCH
TS4689	TEMPERATURE SWITCH TS4689	INTK	576	52		Internal PRA	Cat 1	NO	SW&CCW	18. Instrument (on) Racks	SW	NO	DRY	WARM	Yes			1.870	1.479E-04	TEMPERATURE SWITCH
TS-5135	TEMP SWITCH FOR AFP ROOM VENT FAN 1-1	AUXB	565	237		IPEEE SSEL	Cat 1	NO	RCS Heat removal	18. Instrument (on) Racks	AFW	NO	DRY	COOL	Yes					TEMPERATURE SWITCH
TS-5261	CTRM EMERG VENT FAN 1 TEMP SWT	AUXB	638	603	Screens 1, 2, 3, 4a, 4b, 4e	IPEEE SSEL	Cat 1	NO	HVAC	18. Instrument (on) Racks	HVAC	NO	DRY	COOL	Yes		YES			TEMPERATURE SWITCH
TS5315	TEMPERATURE SWITCH TS 5315	AUXB	603	428		Internal PRA	Cat 1	NO	HVAC	18. Instrument (on) Racks	HVAC	NO	DRY	COOL	Yes			1.139	2.490E-05	TEMPERATURE SWITCH
TS5318	TEMPERATURE SWITCH TS 5318	AUXB	603	429		Internal PRA & IPEEE SSEL	Cat 1	NO	HVAC	18. Instrument (on) Racks	HVAC	NO	DRY	COOL	Yes			1.100	1.819E-05	TEMPERATURE SWITCH
TS5443	TEMPERATURE SWITCH TS 5443	AUXB	585	328		Internal PRA & IPEEE SSEL	Cat 1	NO	SW&CCW	18. Instrument (on) Racks	CCW	NO	DRY	COOL	Yes			3.385	2.187E-04	TEMPERATURE SWITCH
TS5444	TEMPERATURE SWITCH TS 5444	AUXB	585	328		Internal PRA	Cat 1	NO	SW&CCW	18. Instrument (on) Racks	CCW	NO	DRY	COOL	Yes			3.385	2.187E-04	TEMPERATURE SWITCH
TS-5597	TEMP SW FR BATT RM A THERMO	AUXB	603	429		IPEEE SSEL	Cat 1	NO	DC power	18. Instrument (on) Racks	DC power	NO	DRY	COOL	Yes					TEMPERATURE SWITCH
TSH 1483	CC HX CCW OUT TEMP SWICH HIGH	AUXB	585	328		IPEEE SSEL	Cat 1	NO	SW&CCW	18. Instrument (on) Racks	CCW	NO	DRY	COOL	Yes					TEMPERATURE SWITCH
TSH3745A	TEMPERATURE SWITCH TSH3745A	CTMT9	565	215		Internal PRA	Cat 1	NO	Reactivity Control	18. Instrument (on) Racks	MU	YES	DRY	WARM	Yes					TEMPERATURE SWITCH
TSH3745B	TEMPERATURE SWITCH TSH3745B	CTMT9	565	215		Internal PRA	Cat 1	NO	Reactivity Control	18. Instrument (on) Racks	MU	YES	DRY	WARM	Yes					TEMPERATURE SWITCH

Table 4-1: Base List 1 – The Equipment Coming Out of Screen #3 and Entering Screen #4, for Five Safety Functions

Equipment ID	Description	Building	Elevation	Room#	Reason for Selection into SWEL 1	SSC Source	Screen 1 Seismic Category 1	Screen 2 Regularly Inspected ?	Screen 3 Support for 5 Safety Functions	Screen 4a Variety of Types of Equip.	Screen 4b Variety of Systems	Screen 4c - Variety of Environments				Screen 4d - Major New & Replacement Equip.	Screen 4e - A-46/ IPEEE Vulnerability	Screen 4f - Importance Contribution to Risk		Type Code
							Category	Inspection ?	Safety Function	EPRI 21 Category	System	High Rad?	Moisture	Temp.	Inside ?			RAW of COMP	FVI of COMP	
TSH5421	TEMP SWITCH TSH5421	AUXB	545	105		Internal PRA & IPEEE SSEL	Cat 1	NO	HVAC	18. Instrument (on) Racks	HVAC	NO	DRY	COOL	Yes			2.175	2.065E-04	TEMPERATURE SWITCH
TSH5422	TEMP SWITCH TSH5422	AUXB	545	105		Internal PRA & IPEEE SSEL	Cat 1	NO	HVAC	18. Instrument (on) Racks	HVAC	NO	DRY	COOL	Yes			2.175	2.065E-04	TEMPERATURE SWITCH
TSH5424	TEMP SWITCH TSH5424	AUXB	545	115		Internal PRA	Cat 1	NO	HVAC	18. Instrument (on) Racks	HVAC	NO	DRY	COOL	Yes			2.107	1.952E-04	TEMPERATURE SWITCH
TSH5425	TEMP SWITCH TSH5425	AUXB	545	115		Internal PRA	Cat 1	NO	HVAC	18. Instrument (on) Racks	HVAC	NO	DRY	COOL	Yes			2.107	1.952E-04	TEMPERATURE SWITCH
TSL5421	TEMP SWITCH TSL5421	AUXB	545	105		Internal PRA & IPEEE SSEL	Cat 1	NO	HVAC	18. Instrument (on) Racks	HVAC	NO	DRY	COOL	Yes			2.175	1.114E-04	TEMPERATURE SWITCH
TSL5422	TEMP SWITCH TSL5422	AUXB	545	105		Internal PRA & IPEEE SSEL	Cat 1	NO	HVAC	18. Instrument (on) Racks	HVAC	NO	DRY	COOL	Yes			2.175	1.114E-04	TEMPERATURE SWITCH
TSL5424	TEMP SWITCH TSL5424	AUXB	545	115		Internal PRA	Cat 1	NO	HVAC	18. Instrument (on) Racks	HVAC	NO	DRY	COOL	Yes			2.107	1.064E-04	TEMPERATURE SWITCH
TSL5425	TEMP SWITCH TSL5425	AUXB	545	115		Internal PRA	Cat 1	NO	HVAC	18. Instrument (on) Racks	HVAC	NO	DRY	COOL	Yes			2.107	1.064E-04	TEMPERATURE SWITCH
TT IM07M	INCORE OUTLET M7 TEMP TRANSMIT	AUXB	623	502		IPEEE SSEL	Cat 1	NO	Operator	18. Instrument (on) Racks	Instrument	NO	DRY	COOL	Yes					TEMPERATURE TRANSMITTER
TT5329	TEMP TRANS TT 5329	AUXB	585	318		Internal PRA & IPEEE SSEL	Cat 1	NO	AC power	18. Instrument (on) Racks	EDG	NO	DRY	COOL	Yes			2.039	6.573E-04	TEMPERATURE TRANSMITTER
TT5336	TEMP TRANS TT 5336	AUXB	585	319		Internal PRA	Cat 1	NO	AC power	18. Instrument (on) Racks	EDG	NO	DRY	COOL	Yes			4.472	2.090E-03	TEMPERATURE TRANSMITTER
TT5443	TEMPERATURE TRANSMITTER TT 5443	AUXB	585	328		Internal PRA & IPEEE SSEL	Cat 1	NO	SW&CCW	18. Instrument (on) Racks	CCW	NO	DRY	COOL	Yes			3.252	9.780E-05	TEMPERATURE TRANSMITTER

Table 4-1: Base List 1 – The Equipment Coming Out of Screen #3 and Entering Screen #4, for Five Safety Functions

Equipment ID	Description	Building	Elevation	Room#	Reason for Selection into SWEL 1	SSC Source	Screen 1 Seismic Category 1	Screen 2 Regularly Inspected ?	Screen 3 Support for 5 Safety Functions	Screen 4a Variety of Types of Equip.	Screen 4b Variety of Systems	Screen 4c - Variety of Environments				Screen 4d - Major New & Replacement Equip.	Screen 4e - A-46/ IPEEE Vulnerability	Screen 4f - Importance Contribution to Risk		Type Code
							Category	Inspection ?	Safety Function	EPRI 21 Category	System	High Rad?	Moisture	Temp.	Inside ?			RAW of COMP	FVI of COMP	
TT5444	TEMPERATURE TRANSMITTER TT 5444	AUXB	585	328		Internal PRA	Cat 1	NO	SW&CCW	18. Instrument (on) Racks	CCW	NO	DRY	COOL	Yes			3.252	9.780E-05	TEMPERATURE TRANSMITTER
TT-RC3B5	RC TEMP HLG WR CH 1 TSAT TEMP TRANS	AUXB	623	502		IPEEE SSEL	Cat 1	NO	Operator	18. Instrument (on) Racks	Instrument	NO	DRY	COOL	Yes					TEMPERATURE TRANSMITTER
WC155	CHECK VALVE WC 155	AUXB	545	125		Internal PRA	Cat 1	NO	Inventory Control	0d. Other - check/manual valve	Clean Waste	NO	DRY	COOL	Yes			1.011	8.387E-07	CHECK VALVE
WMB1	PZR ESSENTIAL HEATER BANK 1	CTMT9	565	218		IPEEE SSEL	Cat 1	NO	Pressure control	10. Air Handlers	RCS	YES	DRY	WARM	Yes					HEATER
WMB2	PZR ESSENTIAL HEATER BANK 1	CTMT9	565	218		IPEEE SSEL	Cat 1	NO	Pressure control	10. Air Handlers	RCS	YES	DRY	WARM	Yes					HEATER
WMB3	PZR ESSENTIAL HEATER BANK 1	CTMT9	565	218		IPEEE SSEL	Cat 1	NO	Pressure control	10. Air Handlers	RCS	YES	DRY	WARM	Yes					HEATER
XCE1-1	TRANSFORMER CE 1-1	AUXB	603	429	Screens 1, 2, 3, 4a, 4b, 4f	Internal PRA	Cat 1	NO	AC power	4. Transformers	480	NO	DRY	COOL	Yes			16.326	8.225E-04	4160V-480V TRANSFORMER
XDF1-2	TRANSFORMER DF 1-2	AUXB	603	428	Screens 1, 2, 3, 4a, 4b, 4f	Internal PRA	Cat 1	NO	AC power	4. Transformers	480	NO	DRY	COOL	Yes			37.757	1.917E-03	4160V-480V TRANSFORMER
XY1	TRANSFORMER XY1	AUXB	603	429		Internal PRA	Cat 1	NO	AC power	4. Transformers	AC low v	NO	DRY	COOL	Yes					480V - 240V TRANSFORMER
XY2	TRANSFORMER XY2 LOCAL FAULT	AUXB	603	428		Internal PRA	Cat 1	NO	AC power	4. Transformers	AC low v	NO	DRY	COOL	Yes					480V - 240V TRANSFORMER
XYE1	TRANSFORMER YE1	AUXB	585	318		Internal PRA	Cat 1	NO	AC power	4. Transformers	AC low v	NO	DRY	COOL	Yes			1.830	4.626E-05	480V - 240V TRANSFORMER
XYE2A	TRANSFORMER YE2A	AUXB	603	405		Internal PRA	Cat 1	NO	AC power	4. Transformers	AC low v	NO	DRY	COOL	Yes					480V - 240V TRANSFORMER
XYF1	TRANSFORMER YF1	AUXB	585	319		Internal PRA	Cat 1	NO	AC power	4. Transformers	AC low v	NO	DRY	COOL	Yes			4.234	1.643E-04	480V - 240V TRANSFORMER
XYF2A	TRANSFORMER YF2A	AUXB	603	427		Internal PRA	Cat 1	NO	AC power	4. Transformers	AC low v	NO	DRY	COOL	Yes					480V - 240V TRANSFORMER

Table 4-1: Base List 1 – The Equipment Coming Out of Screen #3 and Entering Screen #4, for Five Safety Functions

Equipment ID	Description	Building	Elevation	Room#	Reason for Selection into SWEL 1	SSC Source	Screen 1 Seismic Category 1	Screen 2 Regularly Inspected ?	Screen 3 Support for 5 Safety Functions	Screen 4a Variety of Types of Equip.	Screen 4b Variety of Systems	Screen 4c - Variety of Environments				Screen 4d - Major New & Replacement Equip.	Screen 4e - A-46/ IPEEE Vulnerability	Screen 4f - Importance Contribution to Risk		Type Code
							Category	Inspection ?	Safety Function	EPRI 21 Category	System	High Rad?	Moisture	Temp.	Inside ?			RAW of COMP	FVI of COMP	
Y1	PNL Y1	AUXB	603	429		Internal PRA & IPEEE SSEL	Cat 1	NO	AC power	14. Distribution Panels	AC low v	NO	DRY	COOL	Yes			1.238	2.387E-06	120V BUS
Y101	AC CIRCUIT BKR Y101	AUXB	603	429		Internal PRA & IPEEE SSEL	Cat 1	NO	AC power	2a. Breaker in LVSGR	AC Low V	NO	DRY	COOL	Yes			3.964	2.381E-05	480V BREAKER
Y101A	XFER SWITCH FOR Y1A	AUXB	603	429		IPEEE SSEL	Cat 1	NO	AC power	20A. Inst. in control panel/cabinet	AC low v	NO	DRY	COOL	Yes					TRANSFER SWITCH
Y104	CREVS DISC SWITCH FOR C6708 & C6714	AUXB	603	429		IPEEE SSEL	Cat 1	NO	AC power	20. Instrument and Control Panels	AC Low V	NO	DRY	COOL	Yes					DISCONNECT SWITCH
Y105	EDG 1-1 DISCONNECT SWITCH FOR C3615	AUXB	603	429	Screens 1, 2, 3, 4a, 4b	IPEEE SSEL	Cat 1	NO	AC power	20. Instrument and Control Panels	EDG	NO	DRY	COOL	Yes					DISCONNECT SWITCH
Y115	BKR Y115	AUXB	603	429		Internal PRA	Cat 1	NO	AC power	2a. Breaker in LVSGR	AC Low V	NO	DRY	COOL	Yes					480V BREAKER
Y121	BKR Y121	AUXB	603	429		Internal PRA	Cat 1	NO	AC power	2a. Breaker in LVSGR	AC Low V	NO	DRY	COOL	Yes					480V BREAKER
Y1A	PNL Y1A	AUXB	603	429		Internal PRA & IPEEE SSEL	Cat 1	NO	AC power	14. Distribution Panels	AC low v	NO	DRY	COOL	Yes			3.973	2.548E-05	120V BUS
Y2	PNL Y2	AUXB	603	428	Screens 1, 2, 3, 4a, 4b, 4f	Internal PRA & IPEEE SSEL	Cat 1	NO	AC power	14. Distribution Panels	AC low v	NO	DRY	COOL	Yes			3.166	1.974E-05	120V BUS
Y201	AC CIRCUIT BKR Y201	AUXB	603	428		Internal PRA & IPEEE SSEL	Cat 1	NO	AC power	2a. Breaker in LVSGR	AC Low V	NO	DRY	COOL	Yes			3.964	3.877E-05	480V BREAKER
Y201A	XFER SWT FOR INV YV2 AND YBR	AUXB	603	428		IPEEE SSEL	Cat 1	NO	AC power	20A. Inst. in control panel/cabinet	AC Low V	NO	DRY	COOL	Yes					TRANSFER SWITCH
Y215	BKR Y215	AUXB	603	428		Internal PRA	Cat 1	NO	AC power	2a. Breaker in LVSGR	AC Low V	NO	DRY	COOL	Yes					480V BREAKER
Y221	BKR Y221	AUXB	603	428		Internal PRA	Cat 1	NO	AC power	2a. Breaker in LVSGR	AC Low V	NO	DRY	COOL	Yes					480V BREAKER
Y2A	PNL Y2A	AUXB	603	428		Internal PRA & IPEEE SSEL	Cat 1	NO	AC power	14. Distribution Panels	AC low v	NO	DRY	COOL	Yes			3.973	2.548E-05	120V BUS

Table 4-1: Base List 1 – The Equipment Coming Out of Screen #3 and Entering Screen #4, for Five Safety Functions

Equipment ID	Description	Building	Elevation	Room#	Reason for Selection into SWEL 1	SSC Source	Screen 1 Seismic Category 1	Screen 2 Regularly Inspected ?	Screen 3 Support for 5 Safety Functions	Screen 4a Variety of Types of Equip.	Screen 4b Variety of Systems	Screen 4c - Variety of Environments				Screen 4d - Major New & Replacement Equip.	Screen 4e – A-46/ IPEEE Vulnerability	Screen 4f - Importance Contribution to Risk		Type Code
							Category	Inspection ?	Safety Function	EPRI 21 Category	System	High Rad?	Moisture	Temp.	Inside ?			RAW of COMP	FVI of COMP	
Y3	ESSEN INSTR DIST PNL "Y3" 120V	AUXB	603	429A		IPEEE SSEL	Cat 1	NO	AC power	14. Distribution Panels	AC Low V	NO	DRY	COOL	Yes					DISTRIBUTION PANEL
Y301	XFER SWITCH FOR Y3	AUXB	603	429A		IPEEE SSEL	Cat 1	NO	AC power	20A. Inst. in control panel/cabinet	AC Low V	NO	DRY	COOL	Yes					TRANSFER SWITCH
Y305	EDG 1-1 DISCONNECT SWITCH FOR C3615	AUXB	603	429A		IPEEE SSEL	Cat 1	NO	AC power	20. Instrument and Control Panels	AC Low V	NO	DRY	COOL	Yes					DISCONNECT SWITCH
Y4	ESSEN INSTR DIST PNL "Y4" 120V	AUXB	603	428		IPEEE SSEL	Cat 1	NO	AC power	14. Distribution Panels	AC Low V	NO	DRY	COOL	Yes					DISTRIBUTION PANEL
Y401	XFER SWT FR DIST PNL Y4 FRM...	AUXB	603	428		IPEEE SSEL	Cat 1	NO	AC power	2. Low Voltage Switchgear	AC Low V	NO	DRY	COOL	Yes					LOW VOLTAGE PANEL
YE1	BUS YE1 , Emergency Diesel Generator Room No 1	AUXB	585	318		Internal PRA & IPEEE SSEL	Cat 1	NO	AC power	14. Distribution Panels	AC low v	NO	DRY	COOL	Yes		YES	1.830	7.613E-06	240V BUS
YE-101	BRKR, LVSG RM VNT FN1-1 DAMPER	AUXB	585	318		IPEEE SSEL	Cat 1	NO	AC power	2a. Breaker in LVSGR	EDG	NO	DRY	COOL	Yes					480V BREAKER
YE-102	BRKR, EDG RM 1 SPLY FAN RECIRC	AUXB	585	318		IPEEE SSEL	Cat 1	NO	AC power	2a. Breaker in LVSGR	EDG	NO	DRY	COOL	Yes					480V BREAKER
YE-103	BRKR, EDG RM 1 SPLY FAN OUTLT	AUXB	585	318		IPEEE SSEL	Cat 1	NO	AC power	2a. Breaker in LVSGR	EDG	NO	DRY	COOL	Yes					480V BREAKER
YE-104	BRKR, L.V.S.G. RM VENT FAN 1-1	AUXB	585	318		IPEEE SSEL	Cat 1	NO	AC power	2a. Breaker in LVSGR	AC Low V	NO	DRY	COOL	Yes					480V BREAKER
YE2	MCC YE2 , Near PWST Transfer Pump	AUXB	585	304		Internal PRA & IPEEE SSEL	Cat 1	NO	AC power	14. Distribution Panels	AC low v	NO	DRY	COOL	Yes					240V BUS
YE-201	BKR FOR CV-5011A, feeder from MCCYE2 240v to CTMT air sample isolation valve	AUXB	585	304		IPEEE SSEL	Cat 1	NO	AC power	2a. Breaker in LVSGR	AC Low V	NO	DRY	COOL	Yes					480V BREAKER
YE-202	FEEDER BREAKER FOR MCC YE2	AUXB	585	304		IPEEE SSEL	Cat 1	NO	AC power	2a. Breaker in LVSGR	AC Low V	NO	DRY	COOL	Yes					480V BREAKER

Table 4-1: Base List 1 – The Equipment Coming Out of Screen #3 and Entering Screen #4, for Five Safety Functions

Equipment ID	Description	Building	Elevation	Room#	Reason for Selection into SWEL 1	SSC Source	Screen 1 Seismic Category 1	Screen 2 Regularly Inspected ?	Screen 3 Support for 5 Safety Functions	Screen 4a Variety of Types of Equip.	Screen 4b Variety of Systems	Screen 4c - Variety of Environments				Screen 4d - Major New & Replacement Equip.	Screen 4e – A-46/ IPEEE Vulnerability	Screen 4f - Importance Contribution to Risk		Type Code
							Category	Inspection ?	Safety Function	EPRI 21 Category	System	High Rad?	Moisture	Temp.	Inside ?			RAW of COMP	FVI of COMP	
YE-203	BKR FOR CV-5011C	AUXB	585	304		IPEEE SSEL	Cat 1	NO	AC power	2a. Breaker in LVSGR	AC Low V	NO	DRY	COOL	Yes					480V BREAKER
YE-204	FEEDER BREAKER FOR MCC YE2	AUXB	585	304		IPEEE SSEL	Cat 1	NO	AC power	2a. Breaker in LVSGR	AC Low V	NO	DRY	COOL	Yes					480V BREAKER
YE-205	BKR FOR CV-5011E	AUXB	585	304		IPEEE SSEL	Cat 1	NO	AC power	2a. Breaker in LVSGR	AC Low V	NO	DRY	COOL	Yes					480V BREAKER
YE-208	BREAKER FOR TRANS 240-120 AC..., feeder from MCCYE2 240v to MCCYE120v	AUXB	585	304		IPEEE SSEL	Cat 1	NO	AC power	2a. Breaker in LVSGR	AC Low V	NO	DRY	COOL	Yes					480V BREAKER
YE-209	BRKR, CCP RM VNT FN 1 RM BYPASS	AUXB	585	304		IPEEE SSEL	Cat 1	NO	AC power	2a. Breaker in LVSGR	AC Low V	NO	DRY	COOL	Yes					480V BREAKER
YE-210	BRKR, CC PMP RM VNT FN 1 RM IN	AUXB	585	304		IPEEE SSEL	Cat 1	NO	AC power	2a. Breaker in LVSGR	AC Low V	NO	DRY	COOL	Yes					480V BREAKER
YE211	BKR YE211	AUXB	585	304		Internal PRA	Cat 1	NO	AC power	2a. Breaker in LVSGR	AC Low V	NO	DRY	COOL	Yes					480V BREAKER
YE-212	BRKR, CC PMP RM O.A. LOUVER 1	AUXB	585	304		IPEEE SSEL	Cat 1	NO	AC power	2a. Breaker in LVSGR	AC Low V	NO	DRY	COOL	Yes					480V BREAKER
YE2A	480-240V TRANSFORMER	AUXB	585	304		IPEEE SSEL	Cat 1	NO	AC power	4. Transformers	AC Low V	NO	DRY	COOL	Yes					TRANSFORMER
YE2B	240-120V TRANSFORMER	AUXB	585	304	Screens 1, 2, 3, 4a, 4b	IPEEE SSEL	Cat 1	NO	AC power	4. Transformers	AC Low V	NO	DRY	COOL	Yes					TRANSFORMER
YF1	MCC YF1 , Emergency Diesel Generator Room 2	AUXB	585	319	Screens 1, 2, 3, 4a, 4b	Internal PRA	Cat 1	NO	AC power	14. Distribution Panels	AC low v	NO	DRY	COOL	Yes			4.234	2.755E-05	240V BUS
YF2	MCC YF2 , Electrical Penetration Room 2	AUXB	603	427		Internal PRA & IPEEE SSEL	Cat 1	NO	AC power	14. Distribution Panels	AC low v	NO	DRY	COOL	Yes					240V BUS
YF-201	FEEDER BREAKER FOR MCC YF2	AUXB	603	427		IPEEE SSEL	Cat 1	NO	AC power	2a. Breaker in LVSGR	AC Low V	NO	DRY	COOL	Yes					480V BREAKER
YF-203	FEEDER BREAKER FOR MCC YF2, feeder from essential MCCYF2 240v to MCCYF2 120v	AUXB	603	427		IPEEE SSEL	Cat 1	NO	AC power	2a. Breaker in LVSGR	AC Low V	NO	DRY	COOL	Yes					480V BREAKER
YF211	BKR YF211	AUXB	603	427		Internal PRA	Cat 1	NO	AC power	2a. Breaker in LVSGR	AC Low V	NO	DRY	COOL	Yes					480V BREAKER

Table 4-1: Base List 1 – The Equipment Coming Out of Screen #3 and Entering Screen #4, for Five Safety Functions

Equipment ID	Description	Building	Elevation	Room#	Reason for Selection into SWEL 1	SSC Source	Screen 1 Seismic Category 1	Screen 2 Regularly Inspected ?	Screen 3 Support for 5 Safety Functions	Screen 4a Variety of Types of Equip.	Screen 4b Variety of Systems	Screen 4c - Variety of Environments				Screen 4d - Major New & Replacement Equip.	Screen 4e – A-46/ IPEEE Vulnerability	Screen 4f - Importance Contribution to Risk		Type Code
							Category	Inspection ?	Safety Function	EPRI 21 Category	System	High Rad?	Moisture	Temp.	Inside ?			RAW of COMP	FVI of COMP	
YRF1	Regulating Rectifier YRF1	AUXB	603	429		Internal PRA	Cat 1	NO	DC power	16. Battery Chargers and Inverters	AC low v	NO	DRY	COOL	Yes				REGULATING RECTIFIER	
YRF2	REC YRF2	AUXB	603	428	Screens 1, 2, 3, 4a, 4b	Internal PRA	Cat 1	NO	AC power	16. Battery Chargers and Inverters	AC low v	NO	DRY	COOL	Yes				REGULATING RECTIFIER	
YV1	INV YV1	AUXB	603	429		Internal PRA & IPEEE SSEL	Cat 1	NO	AC power	16. Battery Chargers and Inverters	AC low v	NO	DRY	COOL	Yes		2.066	8.102E-04	INVERTER	
YV2	Regulating Inverter YV2	AUXB	603	428	Screens 1, 2, 3, 4a, 4b, 4e	Internal PRA & IPEEE SSEL	Cat 1	NO	AC power	16. Battery Chargers and Inverters	AC low v	NO	DRY	COOL	Yes	YES	4.458	2.541E-03	INVERTER	
YV3	125VDC 120VAC INVERTER CH 3	AUXB	603	429A		IPEEE SSEL	Cat 1	NO	AC power	16. Battery Chargers and Inverters	AC Low V	NO	DRY	COOL	Yes	YES			INVERTER	
YV4	125VDC/120VAC INVERTER CH 4	AUXB	603	428	Screens 1, 2, 3, 4a, 4b, 4e	IPEEE SSEL	Cat 1	NO	AC power	16. Battery Chargers and Inverters	AC Low V	NO	DRY	COOL	Yes	YES			INVERTER	
YVA	INV YVA	AUXB	603	429		Internal PRA & IPEEE SSEL	Cat 1	NO	AC power	16. Battery Chargers and Inverters	AC low v	NO	DRY	COOL	Yes		1.017	8.496E-05	INVERTER	
YVB	INV YVB	AUXB	603	428		Internal PRA	Cat 1	NO	AC power	16. Battery Chargers and Inverters	AC low v	NO	DRY	COOL	Yes		1.004	1.755E-05	INVERTER	
ZC-6452	AFP 1-1 DISCH CTRL VLV POS CONTROLER	AUXB	565	UNK		IPEEE SSEL	Cat 1	NO	RCS Heat removal	18. Instrument (on) Racks	AFW	#N/A	#N/A	#N/A	#N/A				POSITION CONTROLLER	
ZS1530	VALVE POSITION SWITCH	AUXB	585	303		Internal PRA	Cat 1	NO	Containment function	20. Instrument and Control Panels	CS	NO	DRY	COOL	Yes				POSITION SWITCH	
ZS1531	VALVE POSITION SWITCH	AUXB	585	314		Internal PRA	Cat 1	NO	Containment function	20. Instrument and Control Panels	CS	NO	DRY	COOL	Yes				POSITION SWITCH	
ZSDH11	POS SWITCH ZSDH 11 FAILS TO REMAIN CLOSED	CTMT9	CTMT9	CTMT		Internal PRA	Cat 1	NO	RCS Heat Removal	20. Instrument and Control Panels	DH	YES	DRY	WAR M	Yes		3.686	4.749E-03	POSITION SWITCH	
ZSDH12	Position Switch ZSDH12	CTMT9	CTMT9	CTMT		Internal PRA	Cat 1	NO	RCS Heat Removal	20. Instrument and Control Panels	DH	YES	DRY	WAR M	Yes		3.988	5.302E-03	POSITION SWITCH	

Table 4-1: Base List 1 – The Equipment Coming Out of Screen #3 and Entering Screen #4, for Five Safety Functions

Equipment ID	Description	Building	Elevation	Room#	Reason for Selection into SWEL 1	SSC Source	Screen 1 Seismic Category 1	Screen 2 Regularly Inspected ?	Screen 3 Support for 5 Safety Functions	Screen 4a Variety of Types of Equip.	Screen 4b Variety of Systems	Screen 4c - Variety of Environments				Screen 4d - Major New & Replacement Equip.	Screen 4e – A-46/ IPEEE Vulnerability	Screen 4f - Importance Contribution to Risk		Type Code
							Category	Inspection ?	Safety Function	EPRI 21 Category	System	High Rad?	Moisture	Temp.	Inside ?			RAW of COMP	FVI of COMP	
ZSDH9A	VALVE POSITION SWITCH DH-9A	AUXB	565	225		Internal PRA	Cat 1	NO	RCS Heat Removal	20. Instrument and Control Panels	DH	NO	DRY	COOL	Yes					POSITION SWITCH
ZSDH9B	VALVE POSITION SWITCH DH-9B	AUXB	565	225		Internal PRA	Cat 1	NO	RCS Heat Removal	20. Instrument and Control Panels	DH	NO	DRY	COOL	Yes					POSITION SWITCH

Table 4-2: SWEL 1 – Selected Equipment for Five Safety Functions

Equipment ID	Description	Building	Elevation	Room#	Reason for Selection into SWEL 1	SSC Source	Screen 1 - Seismic Category 1	Screen 2 - Regularly Inspected?	Screen 3 - Support for 5 Safety Functions	Screen 4a - Variety of Types of Equip.	Screen 4b - Variety of Systems	Screen 4c - Variety of Environments				Screen 4d - Major New & Replacement Equip.	Screen 4e - A-46/ IPEEE Vulnerability	Screen 4f - Importance Contribution to Risk	
							CATEGORY	Inspection?	Safety Function	EPRI 21 Category	SYSTEM	High Rad?	Moisture	Temperature	Inside?			RAW of COMP	FVI of COMP
2N	BATTERY 2N	AUXB	603	428A	Screens 1, 2, 3, 4a, 4b, 4f	Internal PRA & IPEEE SSEL	Cat 1	NO	DC power	15. Battery Racks	DC power	NO	DRY	COOL	Yes			18596.2	0.004316
2P	BATTERY 2P	AUXB	603	428A	Screens 1, 2, 3, 4a, 4b, 4f	Internal PRA	Cat 1	NO	DC power	15. Battery Racks	DC power	NO	DRY	COOL	Yes			18596.2	0.004829
AF19	CHECK VALVE AF 19	AUXB	565	237	Screens 1, 2, 3, 4a, 4b, 4f	Internal PRA	Cat 1	NO	RCS Heat removal	0d. Other - check/manual valve	AFW	NO	DRY	COOL	Yes			116.8919	0.000875
AF608	AUX FEED TO STEAM GEN 1-1 LINE STOP VLV	AUXB	585	303	Screens 1, 2, 3, 4a, 4b, 4f	Internal PRA & IPEEE SSEL	Cat 1	NO	RCS Heat removal	8A. Motor-Operated Valves	AFW	NO	DRY	COOL	Yes			13.2155	0.007563
C1	BUS C1	AUXB	585	325	Screens 1, 2, 3, 4a, 4b, 4f	Internal PRA	Cat 1	NO	AC Power	3. Medium Voltage Switchgear	4160	NO	DRY	COOL	Yes			13.44774	0.001032
C11-1	Emergency Diesel Generator Starting Air compressor 1-1	AUXB	585	318	Screens 1, 2, 3, 4a, 4b	DGs parts	Cat 1	NO	AC power	12. Air Compressors	EDG	NO	DRY	COOL	Yes				
C1-2	CAC1-2 Chiller Air condition	CTMT9	565	217	Screens 1, 2, 3, 4a, 4b, 4c, 4f	Internal PRA	Cat 1	NO	Containment function	11. Chillers	CAC	YES	DRY	WARM	Yes			1.138583	0.000368
C21-1	CNTRL RM EMERG VENT SYS FAN1-1	AUXB	638	603	Screens 1, 2, 3, 4a, 4b, 4e	IPEEE SSEL	Cat 1	NO	HVAC	9. Fans	HVAC	NO	DRY	COOL	Yes	YES			
C25-3	VENT FAN 3	AUXB	585	319	Screens 1, 2, 3, 4a, 4b, 4f	Internal PRA	Cat 1	NO	AC Power	9. Fans	EDG	NO	DRY	COOL	Yes			15.96704	0.014422
C31-4	FAN C31-4	AUXB	545	105	Screens 1, 2, 3, 4a, 4b, 4f	Internal PRA	Cat 1	NO	HVAC	9. Fans	HVAC	NO	DRY	COOL	Yes			133.9872	0.010404
C3615	EDG 1 CONTROL PANEL	AUXB	585	318	Screens 1, 2, 3, 4a, 4b	IPEEE SSEL	Cat 1	NO	AC Power	20. Instrument and Control Panels	EDG	NO	DRY	COOL	Yes				
C3645	CONTROL PANEL (AUX FEEDWATER)	AUXB	585	325	Screens 1, 2, 3, 4a, 4b	IPEEE SSEL	Cat 1	NO	RCS Heat removal	20. Instrument and Control Panels	AFW	NO	DRY	COOL	Yes				
C4606	REACTOR TRIP BREAKER A (TYPICAL OF 4)	AUXB	603	428	Screens 1, 2, 3, 4a, 4b, 4d	EPRI Tables B-1,2	Cat 1	NO	Reactivity Control	2. Low Voltage Switchgear	RPS	NO	DRY	COOL	Yes	MOD 00-0031, Framatome Reactor Trip Module			

Table 4-2: SWEL 1 – Selected Equipment for Five Safety Functions

Equipment ID	Description	Building	Elevation	Room#	Reason for Selection into SWEL 1	SSC Source	Screen 1 - Seismic Category 1	Screen 2 - Regularly Inspected?	Screen 3 - Support for 5 Safety Functions	Screen 4a - Variety of Types of Equip.	Screen 4b - Variety of Systems	Screen 4c - Variety of Environments				Screen 4d - Major New & Replacement Equip.	Screen 4e - A-46/ IPEEE Vulnerability	Screen 4f - Importance Contribution to Risk	
							CATEGORY	Inspection?	Safety Function	EPRI 21 Category	SYSTEM	High Rad?	Moisture	Temperature	Inside?			RAW of COMP	FVI of COMP
C5702	operator console panels - left	AUXB	623	505	Screens 1, 2, 3, 4a, 4b, 4e	IPEEE SSEL	Cat 1	NO	AC Power	20. Instrument and Control Panels	AC Low V	NO	DRY	COOL	Yes		YES		
C5706	MANUAL REACTOR TRIP SWITCHES (2) IN CONTROL ROOM	AUXB	623	505	Screens 1, 2, 3, 4a, 4b, 4e	IPEEE SSEL	Cat 1	NO	Reactivity Control	20. Instrument and Control Panels	RPS	NO	DRY	COOL	Yes		YES		
C5712	operator console panels - right	AUXB	623	505	Screens 1, 2, 3, 4a, 4b, 4e	IPEEE SSEL	Cat 1	NO	AC Power	20. Instrument and Control Panels	AC Low V	NO	DRY	COOL	Yes		YES		
C5755	Control Room cabinet room	AUXB	623	502	Screens 1, 2, 3, 4a, 4b, 4e	IPEEE SSEL	Cat 1	NO	Operator	20. Instrument and Control Panels	Instrument	NO	DRY	COOL	Yes		YES		
C5792A LB2	SFRCS CHANNEL 2 LOGIC BOARD	AUXB	623	502	Screens 1, 2, 3, 4a, 4b, 4e, 4f	Internal PRA	Cat 1	NO	Pressure Control	20A. Inst. in control panel/cabinet	SFRCS	NO	DRY	COOL	Yes		YES	122.8374	0.004222
C73-1	AFP ROOM EXHAUST FAN	AUXB	565	237	Screens 1, 2, 3, 4a, 4b	IPEEE SSEL	Cat 1	NO	RCS Heat removal	9. Fans	AFW	NO	DRY	COOL	Yes				
C78-2	BATTERY ROOM VENT FAN 2-2	AUXB	603	428A	Screens 1, 2, 3, 4a, 4b	IPEEE SSEL	Cat 1	NO	HVAC	9. Fans	HVAC	NO	DRY	COOL	Yes				
CC1469	AOV CC 1469	AUXB	545	113	Screens 1, 2, 3, 4a, 4b, 4f	Internal PRA	Cat 1	NO	SW&CCW	7. Pneumatic-Operated Valves	CCW	NO	DRY	COOL	Yes			133.8504	0.006952
CS1530	CONTAINMENT SPRAY TRAIN 1 INJECTION VALVE AT PUMP 1-1 DISCHARGE	AUXB	585	303	Screens 1, 2, 3, 4a, 4b	Internal PRA & IPEEE SSEL	Cat 1	NO	Containment function	8A. Motor-Operated Valves	CS	NO	DRY	COOL	Yes				
CV159	CAC 1-1 DROPOUT REGISTER	CTMT9	565	217	Screens 1, 2, 3, 4a, 4b, 4c	Internal PRA	Cat 1	NO	Containment function	20A. Inst. in control panel/cabinet	CAC	YES	DRY	WARM	Yes	Yes			
CV-5005	PURGE VALVE ISOLATION	AUXB	643	600	Screens 1, 2, 3, 4a, 4b	IPEEE SSEL	Cat 1	NO	Containment function	0d. Other - check/manual valve	CI	NO	DRY	COOL	Yes				
CV5070	Vacuum breakers	ANULS	623	127	Screens 1, 2, 3, 4a, 4b, 4c	IPEEE SSEL & LERF EQ	Cat 1	NO	Containment function	7. Pneumatic-Operated Valves	CVR	YES	DRY	WARM	Yes				
CV5080	Vacuum breakers; check valves CV5080 thru CV5089, also called NRVs	ANULS	623	127	Screens 1, 2, 3, 4a, 4b, 4c	LERF EQ	Cat 1	NO	Containment function	0d. Other - check/manual valve	CVR	YES	DRY	WARM	Yes				

Table 4-2: SWEL 1 – Selected Equipment for Five Safety Functions

Equipment ID	Description	Building	Elevation	Room#	Reason for Selection into SWEL 1	SSC Source	Screen 1 - Seismic Category 1	Screen 2 - Regularly Inspected?	Screen 3 - Support for 5 Safety Functions	Screen 4a - Variety of Types of Equip.	Screen 4b - Variety of Systems	Screen 4c - Variety of Environments				Screen 4d - Major New & Replacement Equip.	Screen 4e - A-46/ IPEEE Vulnerability	Screen 4f - Importance Contribution to Risk	
							CATEGORY	Inspection?	Safety Function	EPRI 21 Category	SYSTEM	High Rad?	Moisture	Temperature	Inside?			RAW of COMP	FVI of COMP
D1	BUS D1	AUXB	585	323	Screens 1, 2, 3, 4a, 4b, 4f	Internal PRA	Cat 1	NO	AC Power	3. Medium Voltage Switchgear	4160	NO	DRY	COOL	Yes		48.61014	0.004099	
D1_ED	MCC 1	AUXB	603	429	Screens 1, 2, 3, 4a, 4b, 4f	Internal PRA	Cat 1	NO	DC power	1. Motor Control Centers	DC power	NO	DRY	COOL	Yes		12.84364	0.000323	
D1N	PNL D1N	AUXB	603	429A	Screens 1, 2, 3, 4a, 4b, 4e	Internal PRA & IPEEE SSEL	Cat 1	NO	DC power	14. Distribution Panels	DC power	NO	DRY	COOL	Yes	YES	2.470026	2.5E-05	
D2_ED	MCC 2	AUXB	603	428	Screens 1, 2, 3, 4a, 4b, 4f	Internal PRA	Cat 1	NO	DC power	1. Motor Control Centers	DC power	NO	DRY	COOL	Yes		76.08784	0.001386	
D2N	PNL D2N	AUXB	603	428B	Screens 1, 2, 3, 4a, 4b, 4f	Internal PRA & IPEEE SSEL	Cat 1	NO	DC power	14. Distribution Panels	DC power	NO	DRY	COOL	Yes		80.40485	0.001224	
D2P	PNL D2P	AUXB	603	428	Screens 1, 2, 3, 4a, 4b, 4e, 4f	Internal PRA & IPEEE SSEL	Cat 1	NO	DC power	14. Distribution Panels	DC power	NO	DRY	COOL	Yes	YES	21.28042	0.00419	
DA-3783	SOLENOID VALVE FROM AIR START RECEIVER 1-1-1, T86-1	AUXB	585	318	Screens 1, 2, 3, 4a, 4b	IPEEE SSEL	Cat 1	NO	AC Power	8B. Solenoid Valves	EDG	NO	DRY	COOL	Yes				
DBC1PN	CHARGER	AUXB	603	429	Screens 1, 2, 3, 4a, 4b, 4d	New Equipment	Cat 1	NO		16. Battery Chargers and Inverters	DC power	NO	DRY	COOL	Yes	YES			
DBC2P	CHARGER 2P	AUXB	603	428	Screens 1, 2, 3, 4a, 4b, 4f	Internal PRA	Cat 1	NO	DC power	16. Battery Chargers and Inverters	DC power	NO	DRY	COOL	Yes		23.51842	0.004442	
DBC2PN	CHARGER	AUXB	603	428	Screens 1, 2, 3, 4a, 4b, 4d	New Equipment	Cat 1	NO		16. Battery Chargers and Inverters	DC power	NO	DRY	COOL	Yes	YES			
DH77	STOP-CHECK VALVE DH 77	CTMT9	565	214	Screens 1, 2, 3, 4a, 4b, 4c, 4f	LERF EQ	Cat 1	NO	Containment function	0d. Other - check/manual valve	DH	YES	DRY	WARM	Yes		132.2018	0.010395	
DH9B	MOV DH 9B	AUXB	545	225	Screens 1, 2, 3, 4a, 4b, 4f	Internal PRA & IPEEE SSEL	Cat 1	NO	RCS Heat Removal	8A. Motor-Operated Valves	DH	NO	DRY	COOL	Yes		65.45814	0.003933	
E1	BUS E1, Low Voltage Switchgear	AUXB	603	429	Screens 1, 2, 3, 4a, 4b, 4e, 4f	Internal PRA & IPEEE SSEL	Cat 1	NO	AC Power	2. Low Voltage Switchgear	480	NO	DRY	COOL	Yes	YES	16.32575	0.000354	
E11B	MCC E11B	AUXB	585	304	Screens 1, 2, 3, 4a, 4b, 4e	Internal PRA & IPEEE SSEL	Cat 1	NO	AC Power	1. Motor Control Centers	480	NO	DRY	COOL	Yes	YES	1.208646	4.58E-06	

Table 4-2: SWEL 1 – Selected Equipment for Five Safety Functions

Equipment ID	Description	Building	Elevation	Room#	Reason for Selection into SWEL 1	SSC Source	Screen 1 - Seismic Category 1	Screen 2- Regularly Inspected?	Screen 3 - Support for 5 Safety Functions	Screen 4a - Variety of Types of Equip.	Screen 4b - Variety of Systems	Screen 4c - Variety of Environments				Screen 4d - Major New & Replacement Equip.	Screen 4e – A-46/ IPEEE Vulnerability	Screen 4f - Importance Contribution to Risk	
							CATEGORY	Inspection?	Safety Function	EPRI 21 Category	SYSTEM	High Rad?	Moisture	Temperature	Inside?			RAW of COMP	FVI of COMP
E12B	MCC E12B	AUXB	585	318	Screens 1, 2, 3, 4a, 4b, 4e	Internal PRA & IPEEE SSEL	Cat 1	NO	AC Power	1. Motor Control Centers	480	NO	DRY	COOL	Yes		YES	1.594319	1.42E-05
E12C	MCC E12C	INTK	576	51	Screens 1, 2, 3, 4a, 4b, 4c, 4f	Internal PRA & IPEEE SSEL	Cat 1	NO	AC Power	1. Motor Control Centers	480	NO	DAMP	COOL	Yes			4.523924	8.2E-05
E22-1	CCW HEAT EXCHANGER 1-1 AT DISCHARGE OF CCW PUMP 43-1	AUXB	585	328	Screens 1, 2, 3, 4a, 4b, 4e, 4f	Internal PRA	Cat 1	NO	SW&CCW	21. Tanks and Heat Exchangers	CCW	NO	DRY	COOL	Yes		YES	3.536286	0.003076
E22-2	CCW HEAT EXCHANGER 1-2 AT DISCHARGE OF CCW PUMP 43-2	AUXB	585	328	Screens 1, 2, 3, 4a, 4b, 4e, 4f	Internal PRA	Cat 1	NO	SW&CCW	21. Tanks and Heat Exchangers	CCW	NO	DRY	COOL	Yes		YES	4.499424	0.00315
E27-1	DECAY HEAT REMOVAL COOLER 1-1, E27-1	AUXB	545	113	Screens 1, 2, 3, 4a, 4b, 4e	Internal PRA	Cat 1	NO	RCS Heat Removal	21. Tanks and Heat Exchangers	DH	NO	DRY	COOL	Yes		YES	3.995096	0.000251
E27-2	DECAY HEAT REMOVAL COOLER 1-2, E27-2	AUXB	545	113	Screens 1, 2, 3, 4a, 4b, 4e	Internal PRA	Cat 1	NO	RCS Heat Removal	21. Tanks and Heat Exchangers	DH	NO	DRY	COOL	Yes		YES	3.787873	0.000233
E37-1	CAC COIL 1-1 (SW SIDE)	CTMT9	585	317	Screens 1, 2, 3, 4a, 4b, 4c	IPEEE SSEL	Cat 1	NO	Containment function	10. Air Handlers	CAC	YES	DRY	WARM	Yes	Yes			
EF12C	MCC EF12C	INTK	576	52	Screens 1, 2, 3, 4a, 4b, 4c	Internal PRA	Cat 1	NO	AC Power	1. Motor Control Centers	480	NO	DRY	WARM	Yes				
F1	BUS F1, Low Voltage Switchgear	AUXB	603	428	Screens 1, 2, 3, 4a, 4b, 4e, 4f	Internal PRA & IPEEE SSEL	Cat 1	NO	AC Power	2. Low Voltage Switchgear	480	NO	DRY	COOL	Yes		YES	37.75716	0.000818
F108-1	EDG 1-1 INTAKE FILTER	AUXB	585	318	Screens 1, 2, 3, 4a, 4b	IPEEE SSEL	Cat 1	NO	AC power	0c. Other - sub-component	EDG	NO	DRY	COOL	Yes				
F11A	MCC F11A	AUXB	603	427	Screens 1, 2, 3, 4a, 4b, 4e, 4f	Internal PRA	Cat 1	NO	AC Power	1. Motor Control Centers	480	NO	DRY	COOL	Yes		YES	8.608569	0.000168
F1-2	Traveling water screen F1-2	INTK	585	50	Screens 1, 2, 3, 4a, 4b, 4c	EPRI Tables B-1,2	Cat 1	NO	SW&CCW	0. Other	SW	NO	DAMP	COOL	Yes				
F12A	MCC F12A	AUXB	603	428	Screens 1, 2, 3, 4a, 4b, 4f	Internal PRA	Cat 1	NO	AC Power	1. Motor Control Centers	480	NO	DRY	COOL	Yes			21.27548	0.000458

Table 4-2: SWEL 1 – Selected Equipment for Five Safety Functions

Equipment ID	Description	Building	Elevation	Room#	Reason for Selection into SWEL 1	SSC Source	Screen 1 - Seismic Category 1	Screen 2- Regularly Inspected?	Screen 3 - Support for 5 Safety Functions	Screen 4a - Variety of Types of Equip.	Screen 4b - Variety of Systems	Screen 4c - Variety of Environments				Screen 4d - Major New & Replacement Equip.	Screen 4e - A-46/ IPEEE Vulnerability	Screen 4f - Importance Contribution to Risk	
							CATEGORY	Inspection?	Safety Function	EPRI 21 Category	SYSTEM	High Rad?	Moisture	Temperature	Inside?			RAW of COMP	FVI of COMP
F12D	MCC F12D	INTK	576	52	Screens 1, 2, 3, 4a, 4b, 4c, 4f	Internal PRA	Cat 1	NO	AC Power	1. Motor Control Centers	480	NO	DRY	WARM	Yes			1.286643	6.19E-06
FD1062	FIRE DAMPER FD 1062	AUXB	603	428	screens 1, 2, 3, 4a, 4b, 4c, 4f	Internal PRA	Cat 1	NO	HVAC	0. Other	HVAC	NO	DRY	COOL	Yes			1.139362	1.81E-05
FTHP3C	FLOW TRANSMITTER FT HP3C	AUXB	565	208	Screens 1, 2, 3, 4a, 4b, 4c	Internal PRA & IPEEE SSEL	Cat 1	NO	Inventory Control	18. Instrument (on) Racks	HPI	NO	DRY	WARM	Yes				
FV6451	SOLENOID VALVE AF6451	AUXB	565	238	Screens 1, 2, 3, 4a, 4b, 4f	Internal PRA	Cat 1	NO	RCS Heat removal	8B. Solenoid Valves	AFW	NO	DRY	COOL	Yes			408.0486	0.0057
FV6452	LOGIC CARD	AUXB	565	237	Screens 1, 2, 3, 4a, 4b, 4f	Internal PRA & IPEEE SSEL	Cat 1	NO	RCS Heat removal	20A. Inst. in control panel/cabinet	AFW	NO	DRY	COOL	Yes			408.0486	0.008995
HIS 5889A	AFP TURB 1-1 STEAM INLET VALVE inside PNL C5709	AUXB	623	505	Screens 1, 2, 3, 4a, 4b	IPEEE SSEL	Cat 1	NO	RCS Heat removal	20. Instrument and Control Panels	AFW	NO	DRY	COOL	Yes				
HIS 7528	SFAS CHANNEL 1 BLOCK SW inside PNL C5705	AUXB	623	505	Screens 1, 2, 3, 4a, 4b	IPEEE SSEL	Cat 1	NO	SFAS	20. Instrument and Control Panels	SFAS	NO	DRY	COOL	Yes				
HP2B	MOTOR OPERATED VALVE HP-2B	AUXB	565	236	Screens 1, 2, 3, 4a, 4b	IPEEE SSEL & LERF EQ	Cat 1	NO	Reactivity Control/CNT MNT function	8A. Motor-Operated Valves	HPI	NO	DRY	COOL	Yes			64.0001	0.000476
HP2C	MOTOR OPERATED VALVE HP-2C	AUXB	565	208	Screens 1, 2, 3, 4a, 4b, 4c, 4f	IPEEE SSEL & LERF EQ	Cat 1	NO	Inventory Control	8A. Motor-Operated Valves	HPI	NO	DRY	WARM	Yes			64.0001	0.000422
HV5314	MOTOR-OPERATED DAMPER HV 5314	AUXB	623	515	Screens 1, 2, 3, 4a, 4b	Internal PRA	Cat 1	NO	HVAC	0. Other	HVAC	NO	DRY	COOL	Yes			1.139362	0.000512
IA-636	IA PCV FOR MU66A	AUXB	565	208	Screens 1, 2, 3, 4a, 4b, 4c	IPEEE SSEL	Cat 1	NO	Compressed air	7. Pneumatic-Operated Valves	IA	NO	DRY	WARM	Yes				
ICS11A	ICS11A Atmosphere vent valve	AUXB	643	602	Screens 1, 2, 3, 4a, 4b, 4c, 4f	Internal PRA	Cat 1	NO	pressure Control	7. Pneumatic-Operated Valves	MSTM	NO	DRY	HOT	Yes			5.686533	0.028115
K5-1	Diesel Generator	AUXB	585	318	Screens 1, 2, 3, 4a, 4b, 4f	Internal PRA	Cat 1	NO	AC Power	17. Engine Generators	EDG	NO	DRY	COOL	Yes			16.42023	0.064502
K5-2	Diesel Generator	AUXB	585	319	Screens 1, 2, 3, 4a, 4b, 4f	Internal PRA	Cat 1	NO	AC Power	17. Engine Generators	EDG	NO	DRY	COOL	Yes			16.42023	0.123654

Table 4-2: SWEL 1 – Selected Equipment for Five Safety Functions

Equipment ID	Description	Building	Elevation	Room#	Reason for Selection into SWEL 1	SSC Source	Screen 1 - Seismic Category 1	Screen 2- Regularly Inspected?	Screen 3 - Support for 5 Safety Functions	Screen 4a - Variety of Types of Equip.	Screen 4b - Variety of Systems	Screen 4c - Variety of Environments				Screen 4d - Major New & Replacement Equip.	Screen 4e – A-46/ IPEEE Vulnerability	Screen 4f - Importance Contribution to Risk	
							CATEGORY	Inspection?	Safety Function	EPRI 21 Category	SYSTEM	High Rad?	Moisture	Temperature	Inside?			RAW of COMP	FVI of COMP
L311	LOGIC CHANNEL 1 MODULE L311	AUXB	623	502	Screens 1, 2, 3, 4a, 4b, 4f	Internal PRA	Cat 1	NO	SFAS	20A. Inst. in control panel/cabinet	SFAS	NO	DRY	COOL	Yes		132.6792	0.001194	
L511	LOGIC CHANNEL 1 MODULE L511	AUXB	623	502	Screens 1, 2, 3, 4a, 4b, 4f	Internal PRA	Cat 1	NO	SFAS	20A. Inst. in control panel/cabinet	SFAS	NO	DRY	COOL	Yes		64.41375	0.000675	
LI-1525A	BWST LEVEL INDICATOR INSIDE PNL C5716	AUXB	623	502	Screens 1, 2, 3, 4a, 4b	IPEEE SSEL	Cat 1	NO	Inventory Control	20. Instrument and Control Panels	SFRCS	NO	DRY	COOL	Yes				
LSHHSP9B6	SG1 LEVEL SWITCH SP9B6	AUXB	623	502	Screens 1, 2, 3, 4a, 4b	Internal PRA	Cat 1	NO	Pressure Control	18. Instrument (on) Racks	SFRCS	NO	DRY	COOL	Yes		3.684666	1.55E-06	
LT-1402	CC SRG TNK 1-1 SIDE 1 LV TRANS	AUXB	623	501	Screens 1, 2, 3, 4a, 4b, 4e	IPEEE SSEL	Cat 1	NO	SW&CCW	18. Instrument (on) Racks	CCW	NO	DRY	COOL	Yes	YES			
LT-2787	EDG DAY TANK 1-1 LVL TRANSMITT	AUXB	585	321A	Screens 1, 2, 3, 4a, 4b	IPEEE SSEL	Cat 1	NO	AC Power	18. Instrument (on) Racks	EDG	NO	DRY	COOL	Yes				
LTSP9A6	LEVEL TRANSMITTER LTSP9A6	CTMT9	565	220	Screens 1, 2, 3, 4a, 4b, 4c, 4f	Internal PRA	Cat 1	NO	Pressure Control	18. Instrument (on) Racks	SFRCS	YES	DRY	WARM	Yes		38.8904	0.007127	
MS101	MS 101 (MSIV SG1)	AUXB	643	601	Screens 1, 2, 3, 4a, 4b, 4c, 4f	Internal PRA & IPEEE SSEL	Cat 1	NO	pressure Control/ RCS heat removal	7. Pneumatic-Operated Valves	MSTM	NO	DRY	HOT	Yes		1.176783	0.002966	
MS5889A	AOV MS 5889A	AUXB	565	237	Screens 1, 2, 3, 4a, 4b, 4f	Internal PRA & IPEEE SSEL	Cat 1	NO	RCS Heat removal	7. Pneumatic-Operated Valves	AFW	NO	DRY	COOL	Yes		119.9467	0.011383	
MU242	STOP-CHECK VALVE MU 242	CTMT9	565	214	Screens 1, 2, 3, 4a, 4b, 4c	Internal PRA	Cat 1	NO	Reactivity Control	0d. Other - check/manual valve	MU	YES	DRY	WARM	Yes				
P14-1	AFP/T-1	AUXB	565	237	Screens 1, 2, 3, 4a, 4b, 4f	Internal PRA	Cat 1	NO	RCS Heat removal	5. Horizontal Pumps	AFW	NO	DRY	COOL	Yes		122.3176	0.110036	
P14-2	AFP/T-2	AUXB	565	238	Screens 1, 2, 3, 4a, 4b, 4f	Internal PRA	Cat 1	NO	RCS Heat removal	5. Horizontal Pumps	AFW	NO	DRY	COOL	Yes		122.3176	0.08504	
P3-2	Pump P3-2	INTK	576	52	Screens 1, 2, 3, 4a, 4b, 4c, 4e, 4f	Internal PRA	Cat 1	NO	SW&CCW	6. Vertical Pumps	SW	NO	DRY	WARM	Yes	YES	20.08919	0.013052	
P372B	MOTOR-DRIVEN PUMP	AUXB	565	225	Screens 1, 2, 3, 4a, 4b	Internal PRA	Cat 1	NO	Reactivity Control	5. Horizontal Pumps	MU	NO	DRY	COOL	Yes		1.000178	5.81E-07	
P4-1	Screen wash pump P4-1	INTK	585	50	Screens 1, 2, 3, 4a, 4b, 4c	EPRI Tables B-1,2	Cat 1	NO	SW&CCW	0. Other	SW	NO	DAMP	COOL	Yes				

Table 4-2: SWEL 1 – Selected Equipment for Five Safety Functions

Equipment ID	Description	Building	Elevation	Room#	Reason for Selection into SWEL 1	SSC Source	Screen 1 - Seismic Category 1	Screen 2 - Regularly Inspected?	Screen 3 - Support for 5 Safety Functions	Screen 4a - Variety of Types of Equip.	Screen 4b - Variety of Systems	Screen 4c - Variety of Environments				Screen 4d - Major New & Replacement Equip.	Screen 4e - A-46/ IPEEE Vulnerability	Screen 4f - Importance Contribution to Risk	
							CATEGORY	Inspection?	Safety Function	EPRI 21 Category	SYSTEM	High Rad?	Moisture	Temperature	Inside?			RAW of COMP	FVI of COMP
P42-1	P42-1 Pump for decay heat 1-1	AUXB	545	105	Screens 1, 2, 3, 4a, 4b, 4f	Internal PRA	Cat 1	NO	RCS Heat Removal	5. Horizontal Pumps	DH	NO	DRY	COOL	Yes			134.0232	0.028783
P43-2	CCW PUMP 1-2	AUXB	585	328	Screens 1, 2, 3, 4a, 4b, 4f	Internal PRA	Cat 1	NO	SW&CCW	5. Horizontal Pumps	CCW	NO	DRY	COOL	Yes			259.5605	0.007714
P58-1	HPI PUMP 1-1	AUXB	545	105	Screens 1, 2, 3, 4a, 4b, 4f	Internal PRA	Cat 1	NO	Inventory Control	5. Horizontal Pumps	HPI	NO	DRY	COOL	Yes			64.73444	0.015449
PS3689D	PRESSURE SWITCH PS3689D	AUXB	623	501	Screens 1, 2, 3, 4a, 4b, 4f	Internal PRA	Cat 1	NO	Pressure Control	18. Instrument (on) Racks	SFRCS	NO	DRY	COOL	Yes			180.1172	7.68E-05
PSL 106C	PRESS SWITCH LOW FOR AFP TURB 1-1 INLET	AUXB	565	237	Screens 1, 2, 3, 4a, 4b	IPEEE SSEL	Cat 1	NO	RCS Heat removal	18. Instrument (on) Racks	AFW	NO	DRY	COOL	Yes				
PSL4928A	PRESS SWITCH PS 4928A	AUXB	565	237	Screens 1, 2, 3, 4a, 4b, 4e	Internal PRA	Cat 1	NO	RCS Heat removal	18. Instrument (on) Racks	AFW	NO	DRY	COOL	Yes	YES		2.973734	0.000141
RC3701	Relay Cabinet in Mechanical Penetration Room 4	AUXB	585	314	Screens 1, 2, 3, 4a, 4b, 4e	IPEEE SSEL	Cat 1	NO	Inventory control	20. Instrument and Control Panels	RCS	NO	DRY	COOL	Yes	YES			
SP17A7	CODE SAFETY VALVE SP17A7	AUXB	643	602	Screens 1, 2, 3, 4a, 4b, 4c, 4f	Internal PRA	Cat 1	NO	pressure Control	7. Pneumatic-Operated Valves	MSTM	NO	DRY	HOT	Yes			6.963744	0.095514
SW1399	MOV SW-1399	INTK	566.25	53	Screens 1, 2, 3, 4a, 4b, 4c, 4f	Internal PRA & IPEEE SSEL	Cat 1	NO	SW&CCW	8A. Motor-Operated Valves	SW	NO	DAMP	COOL	Yes			3.920799	0.001898
SW3963	RELIEF VALVE SW 3963	INTK	566.25	53	Screens 1, 2, 3, 4a, 4b, 4c, 4f	Internal PRA	Cat 1	NO	SW&CCW	7. Pneumatic-Operated Valves	SW	NO	DAMP	COOL	Yes			9.614399	0.001159
SW-5896	CTRM EMERG COND 1-1 SW ...VLV	AUXB	638	603	Screens 1, 2, 3, 4a, 4b	IPEEE SSEL	Cat 1	NO	SW&CCW	7. Pneumatic-Operated Valves	SW	NO	DRY	COOL	Yes				
SW82	MANUAL VALVE SW 82	INTK	565	251	Screens 1, 2, 3, 4a, 4b, 4c, 4f	Internal PRA	Cat 1	NO	SW&CCW	0d. Other - check/manual valve	SW	NO	DAMP	COOL	Yes			132.1149	4.08E-05
T10	BORATED WATER STORAGE TANK 1-1	AUXB	565	PT	Screens 1, 2, 3, 4a, 4b, 4c, 4f	Internal PRA & IPEEE SSEL	Cat 1	NO	Inventory Control	21. Tanks and Heat Exchangers	BWST	NO	DRY	COOL	Yes			152.6737	0.002744
T12	COMPONENT COOLING SURGE TANLK, T12	AUXB	623	501	Screens 1, 2, 3, 4a, 4b, 4e	IPEEE SSEL	Cat 1	NO	SW&CCW	21. Tanks and Heat Exchangers	CCW	NO	DRY	COOL	Yes	YES			

Table 4-2: SWEL 1 – Selected Equipment for Five Safety Functions

Equipment ID	Description	Building	Elevation	Room#	Reason for Selection into SWEL 1	SSC Source	Screen 1 - Seismic Category 1	Screen 2 - Regularly Inspected?	Screen 3 - Support for 5 Safety Functions	Screen 4a - Variety of Types of Equip.	Screen 4b - Variety of Systems	Screen 4c - Variety of Environments				Screen 4d - Major New & Replacement Equip.	Screen 4e - A-46/ IPEEE Vulnerability	Screen 4f - Importance Contribution to Risk	
							CATEGORY	Inspection?	Safety Function	EPRI 21 Category	SYSTEM	High Rad?	Moisture	Temperature	Inside?			RAW of COMP	FVI of COMP
T153-1	EDG FUEL OIL STORAGE TANK 1-1, FOR EDG 1-1, PARTIALLY BELOW GROUND	YARD	YARD	YARD	Screens 1, 2, 3, 4a, 4b, 4c	IPEEE SSEL	Cat 1	NO	AC power	21. Tanks and Heat Exchangers	EDG	NO	DRY/WE T	COOL/WARM	NO				
T46-1	EMERGENCY DIESEL GENERATOR DAY TANK 1-1, FOR EDG 1-1	AUXB	585	321A	Screens 1, 2, 3, 4a, 4b	IPEEE SSEL	Cat 1	NO	AC power	21. Tanks and Heat Exchangers	EDG	NO	DRY	COOL	Yes				
TE-5329	EDG RM 318 TEMP ELEMENT	AUXB	585	318	Screens 1, 2, 3, 4a, 4b	IPEEE SSEL	Cat 1	NO	AC power	19. Temperature Sensors	EDG	NO	DRY	COOL	Yes				
TS-5261	CTRM EMERG VENT FAN 1 TEMP SWT	AUXB	638	603	Screens 1, 2, 3, 4a, 4b, 4c	IPEEE SSEL	Cat 1	NO	HVAC	18. Instrument (on) Racks	HVAC	NO	DRY	COOL	Yes		YES		
XCE1-1	TRANSFORMER CE 1-1	AUXB	603	429	Screens 1, 2, 3, 4a, 4b, 4f	Internal PRA	Cat 1	NO	AC Power	4. Transformers	480	NO	DRY	COOL	Yes			16.32575	0.000822
XDF1-2	TRANSFORMER DF 1-2	AUXB	603	428	Screens 1, 2, 3, 4a, 4b, 4f	Internal PRA	Cat 1	NO	AC Power	4. Transformers	480	NO	DRY	COOL	Yes			37.75716	0.001917
Y105	EDG 1-1 DISCONNECT SWITCH FOR C3615 insise PNL Y1	AUXB	603	429	Screens 1, 2, 3, 4a, 4b	IPEEE SSEL	Cat 1	NO	AC Power	20. Instrument and Control Panels	EDG	NO	DRY	COOL	Yes				
Y2	PNL Y2	AUXB	603	428	Screens 1, 2, 3, 4a, 4b, 4f	Internal PRA & IPEEE SSEL	Cat 1	NO	AC Power	14. Distribution Panels	AC low v	NO	DRY	COOL	Yes			3.16581	1.97E-05
YE2B	240-120V TRANSFORMER	AUXB	585	304	Screens 1, 2, 3, 4a, 4b	IPEEE SSEL	Cat 1	NO	AC Power	4. Transformers	AC Low V	NO	DRY	COOL	Yes				
YF1	MCC YF1 , Emergency Diesel Generator Room 2	AUXB	585	319	Screens 1, 2, 3, 4a, 4b	Internal PRA	Cat 1	NO	AC Power	14. Distribution Panels	AC low v	NO	DRY	COOL	Yes			4.2342	2.75E-05
YRF2	Regulating Rectifier YRF2	AUXB	603	428	Screens 1, 2, 3, 4a, 4b	Internal PRA	Cat 1	NO	DC power	16. Battery Chargers and Inverters	AC low v	NO	DRY	COOL	Yes				
YV2	Regulating Inverter YV2	AUXB	603	428	Screens 1, 2, 3, 4a, 4b, 4e	Internal PRA & IPEEE SSEL	Cat 1	NO	AC Power	16. Battery Chargers and Inverters	AC low v	NO	DRY	COOL	Yes		YES	4.458417	0.002541

Table 4-2: SWEL 1 – Selected Equipment for Five Safety Functions

Equipment ID	Description	Building	Elevation	Room#	Reason for Selection into SWEL 1	SSC Source	Screen 1 - Seismic Category 1	Screen 2 - Regularly Inspected?	Screen 3 - Support for 5 Safety Functions	Screen 4a - Variety of Types of Equip.	Screen 4b - Variety of Systems	Screen 4c - Variety of Environments				Screen 4d - Major New & Replacement Equip.	Screen 4e - A-46/ IPEEE Vulnerability	Screen 4f - Importance Contribution to Risk	
							CATEGORY	Inspection?	Safety Function	EPRI 21 Category	SYSTEM	High Rad?	Moisture	Temperature	Inside?			RAW of COMP	FVI of COMP
YV4	125VDC/120V AC INVERTER CH 4	AUXB	603	428	Screens 1, 2, 3, 4a, 4b, 4e	IPEEE SSEL	Cat 1	NO	AC Power	16. Battery Chargers and Inverters	AC Low V	NO	DRY	COOL	Yes		YES		

Table 4-3: List of Equipment Enhanced due to Vulnerabilities Identified During the A-46/IPEEE Programs

Equipment ID	Bldg.	El.	Outlier Description	Outlier Resolution	Reference Mod Package or Other Comments
C21-1	AUX	585	Base vibration isolators do not provide adequate restraint of overturning moment	Modify existing anchorage	MOD 95-0031
C21-2	AUX	585	Base vibration isolators do not provide adequate restraint of overturning moment	Modify existing anchorage	MOD 95-0031
C5702	AUX	623	An unanchored bookcase could fall and strike the cabinet	Bookcase has been relocated	Bookcase has been relocated
C5703	AUX	623	1 of 4 mounting bolts missing on two local instruments.	The missing bolts were replaced.	Work Request 94-1248
C5703	AUX	623	An unanchored bookcase could fall and strike the cabinet	Bookcase has been relocated	Bookcase has been relocated
C5704	AUX	623	An unanchored bookcase could fall and strike the cabinet	Bookcase has been relocated	Bookcase has been relocated
C5705	AUX	623	An unanchored bookcase could fall and strike the cabinet	Bookcase has been relocated	Bookcase has been relocated
C5706	AUX	623	An unanchored bookcase could fall and strike the cabinet	Bookcase has been relocated	Bookcase has been relocated
C5707	AUX	623	An unanchored bookcase could fall and strike the cabinet	Bookcase has been relocated	Bookcase has been relocated
C5708	AUX	623	An unanchored bookcase could fall and strike the cabinet	Bookcase has been relocated	Bookcase has been relocated
C5709	AUX	623	An unanchored bookcase could fall and strike the cabinet	Bookcase has been relocated	Bookcase has been relocated
C5710	AUX	623	An unanchored bookcase could fall and strike the cabinet	Bookcase has been relocated	Bookcase has been relocated
C5712	AUX	623	An unanchored bookcase could fall and strike the cabinet	Bookcase has been relocated	Bookcase has been relocated
C5755C	AUX	623	Due to either a small or no gap, and the presence of essential relays in the cabinet striking with an adjacent cabinet could exist	Provide a restraint to prevent the adjacent cabinets from striking	MOD 95-0032
C5755C	AUX	623	Suspended ceiling deficiencies noted	To be corrected	PCAQ-94-0042 (7-94-0042-01)
C5755D	AUX	623	Due to either a small or no gap, and the presence of essential relays in the cabinet striking with an adjacent cabinet could exist	Provide a restraint to prevent the adjacent cabinets from striking	MOD 95-0032
C5755D	AUX	623	Suspended ceiling deficiencies noted	To be corrected	PCAQ-94-0042 (7-94-0042-01)
C5756C	AUX	623	Due to either a small or no gap, and the presence of essential relays in the cabinet striking with an adjacent cabinet could exist	Provide a restraint to prevent the adjacent cabinets from striking	MOD 95-0032
C5756C	AUX	623	Suspended ceiling deficiencies noted	To be corrected	PCAQ-94-0042 (7-94-0042-01)
C5756D	AUX	623	Due to either a small or no gap, and the presence of essential relays in the cabinet striking with an adjacent cabinet could exist	Provide a restraint to prevent the adjacent cabinets from striking	MOD 95-0032
C5756D	AUX	623	Suspended ceiling deficiencies noted	To be corrected	PCAQ-94-0042 (7-94-0042-01)
C5761A	AUX	623	Suspended ceiling deficiencies noted	To be corrected	PCAQ-94-0042 (7-94-0042-01)
C5762	AUX	623	Suspended ceiling deficiencies noted	To be corrected	PCAQ 94-0042 (7-94-0042-01)
C5762A	AUX	623	Due to either a small or no gap, and the presence of essential relays in the cabinet striking with an adjacent cabinet could exist	Provide a restraint to prevent the adjacent cabinets from striking	MOD 95-0032
C5762A	AUX	623	Suspended ceiling deficiencies noted	To be corrected	PCAQ-94-0042 (7-94-0042-01)

Table 4-3: List of Equipment Enhanced due to Vulnerabilities Identified During the A-46/IPEEE Programs

Equipment ID	Bldg.	El.	Outlier Description	Outlier Resolution	Reference Mod Package or Other Comments
C5762C	AUX	623	Due to either a small or no gap, and the presence of essential relays in the cabinet striking with an adjacent cabinet could exist	Provide a restraint to prevent the adjacent cabinets from striking	MOD 95-0032
C5762C	AUX	623	Suspended ceiling deficiencies noted	To be corrected	PCAQ-94-0042 (7-94-0042-01)
C5762D	AUX	623	Due to either a small or no gap, and the presence of essential relays in the cabinet striking with an adjacent cabinet could exist	Provide a restraint to prevent the adjacent cabinets from striking	MOD 95-0032
C5762D	AUX	623	Suspended ceiling deficiencies noted	To be corrected	PCAQ-94-0042 (7-94-0042-01)
C5763C	AUX	623	Due to either a small or no gap, and the presence of essential relays in the cabinet striking with an adjacent cabinet could exist	Provide a restraint to prevent the adjacent cabinets from striking	MOD 95-0032
C5763C	AUX	623	Suspended ceiling deficiencies noted	To be corrected	PCAQ-94-0042 (7-94-0042-01)
C5763C	AUX	623	Small cart adjacent to the cabinet could strike the cabinet	The cart has been relocated	The cart has been relocated
C5763D	AUX	623	Due to either a small or no gap, and the presence of essential relays in the cabinet striking with an adjacent cabinet could exist	Provide a restraint to prevent the adjacent cabinets from striking	MOD 95-0032
C5763D	AUX	623	Suspended ceiling deficiencies noted	To be corrected	PCAQ-94-0042 (7-94-0042-01)
C5763D	AUX	623	Small cart adjacent to the cabinet could strike the cabinet	The cart has been relocated	The cart has been relocated
C5792A	AUX	623	Suspended ceiling deficiencies noted	To be corrected	PCAQ 94-0042 (7-94-0042-01)
CDE11D	AUX	565	Due to either a small or no gap, and the presence of essential relays in the cabinet striking with an adjacent cabinet could exist	Provide a restraint to prevent the adjacent cabinets from striking	MOD 95-0041
CDF11A-2	AUX	603	Due to either a small or no gap, and the presence of essential relays in the cabinet striking with an adjacent cabinet could exist	Provide a restraint to prevent the adjacent cabinets from striking	MOD 95-0040
D2	AUX	585	The internal portion of switchgear was not available for inspection.	Relocate the relay and remove D2 from the SSEL	MOD 95-0023
D2P	AUX	603	Due to either a small or no gap, and the presence of essential relays in the cabinet striking with an adjacent cabinet could exist	Provide a restraint to prevent the adjacent cabinets from striking	MOD 95-0038 voided, as cabinet replaced with seismically qualified cabinet.
D1N	AUX	603	Due to either a small or no gap, and the presence of essential relays in the cabinet striking with an adjacent cabinet could exist	Provide a restraint to prevent the adjacent cabinets from striking	MOD 95-0043
E1	AUX	603	Lifting hoist is free to slide which is not included in the GERS	Restrain the lifting hoist	MOD 95-0030 voided. Procedures DB-ME-09102 (5.2.4) & DB-ME-09103 (5.1.3) revised to require hoist/trolley to be secured
E11B	AUX	585	Several breakers in the MCC have padlocks that are free to strike the MCC	Padlocks to be replaced with smaller ones and attached to the MCC	Velcro
E11C	AUX	585	A large portable frame is located behind the MCC that could strike the MCC	The frame has been relocated	The frame has been relocated

Table 4-3: List of Equipment Enhanced due to Vulnerabilities Identified During the A-46/IPEEE Programs

Equipment ID	Bldg.	El.	Outlier Description	Outlier Resolution	Reference Mod Package or Other Comments
E11D	AUX	565	An abandon cable tray support is in close proximity to the MCC, which could strike the MCC	Cable tray support removed	Cable tray support removed
E12B	AUX	585	MCC is in contact with the support for a pipe restraint	Modify existing pipe restraint	MOD 95-0044
E22-1	AUX	585	Applied loads exceed the anchor bolt allowable	Re-evaluate the system loads and provide additional support if required	PCAQ 98-1945 MOD 98-0058
E22-2	AUX	585	Applied loads exceed the anchor bolt allowable	Re-evaluate the system loads and provide additional support if required	MOD 98-0058
E22-3	AUX	585	Applied loads exceed the anchor bolt allowable	Re-evaluate the system loads and provide additional support if required	MOD 98-0058
E27-1	AUX	545	Applied loads exceed the anchor bolt allowable	Re-evaluate the system loads and provide additional support if required	PCAQ 97-1174 MOD 98-0068
E27-2	AUX	545	Applied loads exceed the anchor bolt allowable	Re-evaluate the system loads and provide additional support if required	PCAQ 97-1174 MOD 98-0068
F1	AUX	603	Lifting hoist is free to slide which is not included in the GERS	Restrain the lifting hoist	MOD 95-0030 voided. Procedures DB-ME-09102 (5.2.4) & DB-ME-09103 (5.1.3) revised to require hoist/trolley to be secured
F11A	AUX	603	Several breakers in the MCC have padlocks that are free to strike the MCC	Padlocks to be replaced with smaller ones and attached to the MCC	Velcro
F11A	AUX	603	Due to either a small or no gap, and the presence of essential relays in the cabinet striking with an adjacent cabinet could exist	Provide a restraint to prevent the adjacent cabinets from striking	MOD 95-0040
F11A	AUX	603	An adjacent electrical junction box is in close proximity to the MCC which could impact the MCC	Relocate/modify junction box	MOD 95-0040
F11C	AUX	565	MCC is located next to a fire extinguisher that could strike the MCC	Provide a barrier to prevent impact	FPR 95-0671-901
HV5261	AUX	638	Inadequate clearance between the operator and the HVAC support	Provide lateral support	MOD 94-0034
HV5262	AUX	638	Inadequate clearance between the operator and the HVAC support	Provide lateral support	MOD 94-0034
LT-1402	AUX	623	Instrument line from TI2-I to LT-1402 is in contact with platform	Provide lateral support for the platform	MOD 95-0037
LT-1403	AUX	623	Instrument line from TI2-II to LT-1403 is in contact with platform	Provide lateral support for the platform	MOD 95-0037
P3-1	INTK	576	The vertical pump shaft is 29 feet long which is greater than the GIP value of 20 ft.	Analysis performed indicated that the deflections and stresses were low	Acceptable as-is
P3-2	INTK	576	The vertical pump shaft is 29 feet long which is greater than the GIP value of 20 ft.	Analysis performed indicated that the deflections and stresses were low	Acceptable as-is
PSL 4928A	AUX	565	Chain from overhead hoist could strike PSL 4928A	Chain was secured	Chain was secured
PSL 4928B	AUX	565	Chain from overhead hoist could strike PSL 4928B	Chain was secured	Chain was secured

Table 4-3: List of Equipment Enhanced due to Vulnerabilities Identified During the A-46/IPEEE Programs

Equipment ID	Bldg.	El.	Outlier Description	Outlier Resolution	Reference Mod Package or Other Comments
RC 2826	AUX	565	Unsecured hyclrazine barrel is adjacent to the cabinet	Hyclrazine barrel was removed and secured	Hyclrazine barrel was removed and secured
RC 3004	INTK	565	Rod-hung conduit support could swing and strike cabinet	Rework conduit support	MOD 95-0042
RC 3701	AUX	585	Back of cabinet is in contact with pipe support	Rework cabinet/support	MOD 95-0036
S31-1	AUX	638	Spring isolators are not adequate for side loading	Modify existing support	MOD 95-0046
S31-2	AUX	638	Spring isolators are not adequate for side loading	Modify existing support	MOD 95-0046
T12-1	AUX	623	Embedment length of the J-Bolt is less than the GIP minimum value	Analysis performed indicated that the existing anchorage detail is adequate.	Acceptable as is
T12-2	AUX	623	Embedment length of the J-Bolt is less than the GIP minimum value	Analysis performed indicated that the existing anchorage detail is adequate.	Acceptable as is
T12-I	AUX	623	Instrument line from T12-I to LT-1402 is in contact with platform	Provide lateral support for the platform	MOD 95-0037
T12-II	AUX	623	Instrument line from T12-II to LT-1403 is in contact with platform	Provide lateral support for the platform	MOD 95-0037
T18	AUX	565	Applied loads exceed the anchor bolt allowables	Re-evaluate the loads on the anchors	Deleted per RFA 95-0248
T7-1	AUX	565	Embedment length of the J-Bolt is less than the GIP minimum value	Analysis performed indicated that the existing anchorage detail is adequate.	Acceptable as is
T7-2	AUX	565	Embedment length of the J-Bolt is less than the GIP minimum value	Analysis performed indicated that the existing anchorage detail is adequate.	Acceptable as is
TS 5262	AUX	638	Instrument is in the arc of an unanchored MCC	Provide anchorage for the MCC	MOD 95-0035
YE1	AUX	585	MCC is in contact with the support for a pipe restraint	Modify the existing pipe restraint	MOD 95-0044
YV2	AUX	603	Due to either a small or no gap, and the presence of essential relays in the cabinet striking with an adjacent cabinet could exist	Provide a restraint to prevent the adjacent cabinets from striking	MOD 95-0038 voided, as cabinet replaced with seismically qualified cabinet.
YV3	AUX	603	Due to either a small or no gap, and the presence of essential relays in the cabinet striking with an adjacent cabinet could exist	Provide a restraint to prevent the adjacent cabinets from striking	MOD 95-0038 voided, as cabinet replaced with seismically qualified cabinet.
YV4	AUX	603	Existing gap between cabinet and the Containment is not sufficient to preclude striking	Increase the gap to prevent the cabinet from striking	MOD 95-0034

Table 4-4: Base List 2 – List of All SSCs for Spent Fuel Pool

Equipment ID	Component Description	Building	Elevation	Room No.	EPRI 21 Cat	Reason for Selection into SWEL 2	Seismic Category	High Radiation	Moisture	Temp.	Inside?
BW10	Flush Connection	AUXB	565'10.25"	209	0d. Other - check valve or manual valve	0d. Comp in room 209	Cat 1	NO	DRY	COOL	Yes
BW21	Borated Water Storage Tank Outlet Isolation	AUXB	586'	304	0d. Other - check valve or manual valve	0d. Required for BWST gravity feed, RM 304	Cat 1	NO	DRY	COOL	Yes
BW24	BWST Recirc Pump Suction Vent	AUXB	565'10.25"	209	0d. Other - check valve or manual valve		Cat 1	NO	DRY	COOL	Yes
DH101	SFP Inlet Line Vent from DHR	AUXB	597'	312	0d. Other - check valve or manual valve	0d. Required for DHR makeup, RM 312	Cat 1	NO	DRY	COOL	Yes
DH102	SFP Inlet Line Vent, from DHR	AUXB	597'	312	0d. Other - check valve or manual valve		Cat 1	NO	DRY	COOL	Yes
FIS 1612	SFP HX 1 FIS-1612 Cool Water Outlet Flow Indicating Switch	AUXB	590'6"	312	20. Instrument and Control Panels	20. 1 of 2 switches in room 312	Cat 1	NO	DRY	COOL	Yes
FIS 1626	SFP HX 2 FIS-1626 Cool Water Outlet Flow Indicating Switch	AUXB	587'6"	312	20. Instrument and Control Panels		Cat 1	NO	DRY	COOL	Yes
SF 30	SFP Pump 2 Discharge Line Drain	AUXB	587'6"	312	0d. Other - check valve or manual valve		Cat 1	NO	DRY	COOL	Yes
SF11	BWST Supply Line to SFP Pumps	AUXB	586'	304	0d. Other - check valve or manual valve	0d. Required for BWST gravity feed, RM 304	Cat 1	NO	DRY	COOL	Yes
SF115	SFP Outlet to DH Removal System	AUXB	586'	304	0d. Other - check valve or manual valve		Cat 1	NO	DRY	COOL	Yes
SF123	SFP Demin Inlet Line Vent	AUXB	578'6"	227	0d. Other - check valve or manual valve		Cat 1	NO	DRY	COOL	Yes
SF15	SFP Pump 1 Flush Connection (Suction)	AUXB	588'3.5"	312	0d. Other - check valve or manual valve		Cat 1	NO	DRY	COOL	Yes
SF16	SFP Pump 2 Flush Connection (Suction)	AUXB	588'3.5"	312	0d. Other - check valve or manual valve		Cat 1	NO	DRY	COOL	Yes
SF1603	SFP Pump 1 PI 1603 (discharge) Source	AUXB	588'9.75"	312	0d. Other - check valve or manual valve		Cat 1	NO	DRY	COOL	Yes
SF1605	SFP Pump 2 PI 1605 (Discharge) Source	AUXB	588'9.75"	312	0d. Other - check valve or manual valve		Cat 1	NO	DRY	COOL	Yes
SF1612A	SFP Heat Exchanger 1 Outlet FE 1612 K1 Source	AUXB	590'6"	312	0d. Other - check valve or manual valve		Cat 1	NO	DRY	COOL	Yes
SF1612B	SFP Heat Exchanger 1 Outlet FE 1612 K2 Source	AUXB	590'6"	312	0d. Other - check valve or manual valve		Cat 1	NO	DRY	COOL	Yes
SF1616A	SFP Cleanup System FE 1616 KI Source	AUXB	570'3.0625"	122	0d. Other - check valve or manual valve	0d. Comp in room 122	Cat 1	NO	DRY	COOL	Yes
SF1616B	SFP Cleanup System FE 1616 KI Source	AUXB	570'3.0625"	122	0d. Other - check valve or manual valve		Cat 1	NO	DRY	COOL	Yes
SF1618B	SFP Filter PDIS 1618 Source	AUXB	567'11.1875"	122	0d. Other - check valve or manual valve		Cat 1	NO	DRY	COOL	Yes
SF1622	SFP Pump 1 PI 1622 (suction) Source	AUXB	586'8.5"	312	0d. Other - check valve or manual valve		Cat 1	NO	DRY	COOL	Yes
SF1623	SFP Pump 2 PI 1623 (Suction) Source	AUXB	586'8.5"	312	0d. Other - check valve or manual valve		Cat 1	NO	DRY	COOL	Yes
SF1626A	SFP Heat Exchanger 2 Outlet FE 1626 K1 Source	AUXB	587'6"	312	0d. Other - check valve or manual valve		Cat 1	NO	DRY	COOL	Yes
SF1626B	SFP Heat Exchanger 2 Outlet FE 1626 K2 Source	AUXB	587'6"	312	0d. Other - check valve or manual valve		Cat 1	NO	DRY	COOL	Yes
SF1630	SFP Heat Exchanger 1 Inlet PI 1630 Source	AUXB	590'6"	312	0d. Other - check valve or manual valve		Cat 1	NO	DRY	COOL	Yes
SF1631	SFP Heat Exchanger 1 Outlet Channel Drain	AUXB	590'6"	312	0d. Other - check valve or manual valve		Cat 1	NO	DRY	COOL	Yes
SF1632	SFP Heat Exchanger 2 Inlet PI 1632 Source	AUXB	587'6"	312	0d. Other - check valve or manual valve		Cat 1	NO	DRY	COOL	Yes
SF1633	SFP Heat Exchanger 2 Outlet PI 1633 Source	AUXB	587'6"	312	0d. Other - check valve or manual valve		Cat 1	NO	DRY	COOL	Yes
SF1634	SFP Demin Inlet Line PI 1634	AUXB	566'	227	0d. Other - check valve or manual valve		Cat 1	NO	DRY	COOL	Yes
SF17	SFP Drain Header Vent	AUXB	594'	304	0d. Other - check valve or manual valve		Cat 1	NO	DRY	COOL	Yes
SF19	SFP Pump 1 Drain	AUXB	586'8.5"	312	0d. Other - check valve or manual valve		Cat 1	NO	DRY	COOL	Yes
SF20	SFP Pump 2 Drain	AUXB	586'8.5"	312	0d. Other - check valve or manual valve		Cat 1	NO	DRY	COOL	Yes
SF21	SFP Pump 1 Flush Connection (Discharge)	AUXB	589'9"	312	0d. Other - check valve or manual valve		Cat 1	NO	DRY	COOL	Yes
SF22	SFP Pump 2 Flush Connection (Discharge)	AUXB	589'9"	312	0d. Other - check valve or manual valve		Cat 1	NO	DRY	COOL	Yes
SF29	SFP Pump 1 Discharge Line Drain	AUXB	590'6"	312	0d. Other - check valve or manual valve		Cat 1	NO	DRY	COOL	Yes
SF3	SFP Outlet Isolation	AUXB	591'3"	304	0d. Other - check valve or manual valve		Cat 1	NO	DRY	COOL	Yes
SF33	SFP Heat Exchanger 1 Flush Connection	AUXB	590'6"	312	0d. Other - check valve or manual valve		Cat 1	NO	DRY	COOL	Yes
SF34	SFP Heat Exchanger 2 Flush Connection (inlet)	AUXB	587'6"	312	0d. Other - check valve or manual valve		Cat 1	NO	DRY	COOL	Yes
SF35	SFP Heat Exchanger 1 Inlet Channel Vent	AUXB	590'6"	312	0d. Other - check valve or manual valve		Cat 1	NO	DRY	COOL	Yes

Table 4-4: Base List 2 – List of All SSCs for Spent Fuel Pool

Equipment ID	Component Description	Building	Elevation	Room No.	EPRI 21 Cat	Reason for Selection into SWEL 2	Seismic Category	High Radiation	Moisture	Temp.	Inside?
SF36	SFP Heat Exchanger 2 Inlet Channel Vent	AUXB	587'6"	312	0d. Other - check valve or manual valve		Cat 1	NO	DRY	COOL	Yes
SF37	SFP Heat Exchanger 1 Outlet Channel Vent	AUXB	590'6"	312	0d. Other - check valve or manual valve		Cat 1	NO	DRY	COOL	Yes
SF38	SFP Heat Exchanger 2 Outlet Channel Vent	AUXB	587'6"	312	0d. Other - check valve or manual valve		Cat 1	NO	DRY	COOL	Yes
SF39	SFP Heat Exchanger 1 Inlet Channel Drain	AUXB	590'6"	312	0d. Other - check valve or manual valve		Cat 1	NO	DRY	COOL	Yes
SF4	SFP Drain	AUXB	590'	304	0d. Other - check valve or manual valve		Cat 1	NO	DRY	COOL	Yes
SF40	SFP Heat Exchanger 2 Inlet Channel Drain	AUXB	587'6"	312	0d. Other - check valve or manual valve		Cat 1	NO	DRY	COOL	Yes
SF41	SFP Heat Exchanger 1 Outlet Channel Drain	AUXB	590'6"	312	0d. Other - check valve or manual valve		Cat 1	NO	DRY	COOL	Yes
SF42	SFP Heat Exchanger 2 Outlet Channel Drain	AUXB	587'6"	312	0d. Other - check valve or manual valve		Cat 1	NO	DRY	COOL	Yes
SF43	SFP Heat Exchanger 1 Flush Connection (outlet)	AUXB	590'6"	312	0d. Other - check valve or manual valve		Cat 1	NO	DRY	COOL	Yes
SF44	SFP Heat Exchanger 2 Flush Connection (Outlet)	AUXB	587'6"	312	0d. Other - check valve or manual valve		Cat 1	NO	DRY	COOL	Yes
SF47	SFP Inlet From SFP Heat Exchangers	AUXB	591'2.5"	312	0d. Other - check valve or manual valve	0d. Inline valve room 312	Cat 1	NO	DRY	COOL	Yes
SF48	SFP Inlet Line Vent	AUXB	597'	312	0d. Other - check valve or manual valve		Cat 1	NO	DRY	COOL	Yes
SF49	SFP Pumps Suction Line Vent	AUXB	595'	312	0d. Other - check valve or manual valve		Cat 1	NO	DRY	COOL	Yes
SF5	SFP Outlet Line Drain	AUXB	586'	304	0d. Other - check valve or manual valve		Cat 1	NO	DRY	COOL	Yes
SF6	SFP Outlet Line Isolation	AUXB	586'	304	0d. Other - check valve or manual valve		Cat 1	NO	DRY	COOL	Yes
SF81	SFP Demin Inlet Drain	AUXB	566'	227	0d. Other - check valve or manual valve		Cat 1	NO	DRY	COOL	Yes
SF91	SFP Filter Inlet Line Vent	AUXB	569'9"	119	0d. Other - check valve or manual valve		Cat 1	HIGH	DRY	COOL	Yes

Table 4-5: SWEL 2 (Spent Fuel Pool)

Equipment ID	Component Description	Building	Elevation	Room No.	EPRI 21 Cat	Reason for Selection into SWEL 2	Seismic Category	High Radiation	Moisture	Temp.	Inside?
BW10	Flush Connection	AUXB	565'10.25"	209	0d. Other - check valve or manual valve	0d. Comp in room 209	Cat 1	NO	DRY	COOL	Yes
BW21	Borated Water Storage Tank Outlet Isolation	AUXB	586'	304	0d. Other - check valve or manual valve	0d. Required for BWST gravity feed, RM 304	Cat 1	NO	DRY	COOL	Yes
DH101	SFP Inlet Line Vent from DHR	AUXB	597'	312	0d. Other - check valve or manual valve	0d. Required for DHR makeup, RM 312	Cat 1	NO	DRY	COOL	Yes
FIS 1612	SFP HX 1 FIS-1612 Cool Water Outlet Flow Indicating Switch	AUXB	590'6"	312	20. Instrument and Control Panels	20. 1 of 2 switches in room 312	Cat 1	NO	DRY	COOL	Yes
SF11	BWST Supply Line to SFP Pumps	AUXB	586'	304	0d. Other - check valve or manual valve	0d. Required for BWST gravity feed, RM 304	Cat 1	NO	DRY	COOL	Yes
SF1616A	SFP Cleanup System FE 1616 KI Source	AUXB	570'3.0625"	122	0d. Other - check valve or manual valve	0d. Comp in room 122	Cat 1	NO	DRY	COOL	Yes
SF47	SFP Inlet From SFP Heat Exchangers	AUXB	591'2.5"	312	0d. Other - check valve or manual valve	0d. Inline valve room 312	Cat 1	NO	DRY	COOL	Yes

5.0 SEISMIC WALKDOWN AND AREA WALK-BYS

This section summarizes the activities prior to, during, and after performing the NTTF 2.3 seismic walkdown and area walk-bys. It also presents the results and findings of the walkdown and documents the checklists utilized to record the walkdown data.

It is concluded that the approach implemented to conduct the seismic walkdowns and area walk-bys satisfies the characteristics and recommendations outlined in EPRI Report 1025286. Therefore, by following these guidelines, the walkdown approach and format of the results documented herein fulfills the requests established in the NRC 50.54(f) letter, Enclosure 3, Recommendation 2.3: Seismic.

5.1 WALKDOWN PREPARATION

The overall procedure directly implements the EPRI guidelines. However, due to their unique nature, the following description gives special attention to the (1) selection and execution of the configuration checks of selected anchorage, and (2) the verification of the seismic adequacy of block walls in the vicinity of equipment on the SWEL. EPRI guidelines recommend that a minimum of 50 percent of the equipment considered in the walkdown be examined to document the existing anchorage configurations, and assess this configuration relative to the design basis. It also recommends that the block wall maps be retrieved to document previous evaluations in support of NTTF 2.3.

Prior to the walkdowns, the Seismic Walkdown Engineers (SWE) examined available plant documentation associated with (1) anchorage design, and (2) block wall capacity calculations, and correlated these to relevant SWEL components and the respective Seismic Walkdown Checklists (SWC) and Area Walk-By Checklists (AWC). This pre-walkdown activity contributed to gaining familiarity and critical insights regarding the components and areas to be walked down. The relevant design documentation, drawings and calculations were uploaded to each of the SWEs electronic tablets used during the walkdown with the intention of verifying, if required, any anchorage configuration or block wall seismic adequacy.

5.2 NTTF 2.3 WALKDOWNS

The NTTF 2.3 walkdowns at Davis-Besse were performed over a duration of four days from July 11 to July 14, 2012. The overall task man-hour, including walkdowns and post walkdown

preparations, was 620 hours. During the walkdowns, the SWEs completed the walkdown checklists as SWEL components were inspected. Selected anchorage configurations were verified for 50% of the floor or wall mounted components on the SWEL with respect to design documentation, including anchorage design drawings, A-46/IPEEE SEWS and A-46 calculations. Anchorage configuration could not be verified for some SWEL components MCCs due to lack of accessibility inside the cabinet or the presence of recently added fire proofing material obscuring the anchorage for panels inside the Control Room. These situations were addressed by verifying that the A-46 anchorage calculations were consistent with the design drawings.

Masonry walls in the vicinity of SWEL and non-SWEL items were recorded in the SWCs and AWCs. Subsequently, the SWEs verified the seismic adequacy of the block walls based on IE Bulletin 80-11 documentation.

5.3 POST WALKDOWN ACTIVITIES

The primary activity after the walkdown involved compiling the SWCs and the AWCs. Additional documentation, such as design calculations and/or A-46/IPEEE submittals, was also reviewed to support configuration checks. Photographs taken during the walkdown were linked to the respective checklists. Some of the findings of the walkdown that could not readily be dispositioned during the walkdowns, were evaluated further through additional calculation/modification package reviews for proper disposition. The post walkdown activity also developed this walkdown report.

6.0 SUMMARY OF THE WALKDOWN RESULTS

6.1 WALKDOWN ITEMS AND WALK-BY AREAS

The SWEL 1 included a total of 109 components, and SWEL 2 included a total of 7 components. From this total of 116 components, 108 components were walked down and 8 components were inaccessible and will require walkdown during the next plant's refueling outage. These eight items located inside the Containment Building will be walked down later during the next scheduled plant refueling outage. W.O. # 200529380 has been generated to have these walkdowns performed during 18RFO. Cabinets and panels listed in *Table 6-3a* will have their walkdowns completed by opening the cabinet doors and inspecting the internals consistent with the FAQ distributed 9-17-12 titled "Opening Cabinets". These components will be completed no later than 18RFO. *Table 6-1* and *Table 6-2* identify the walkdown items and walk-by areas, respectively, and *Table 6-3* presents a list of items on the SWEL which were inaccessible while the plant is in operation. These components will be walked down during the next refueling outage scheduled for 2014. The areas walk-bys and the walkdown items are cross correlated on the respective SWCs and AWCs. *Table 6-4* provides the total number of walked down components arranged by their respective equipment classes.

Table 6-1: Davis-Besse NTTF 2.3 Walkdown Items (SWEL 1+2)				
Equipment ID No	Equip. Class	Bldg	Floor El	Room
2N	15. Battery Racks	AUXB	603	428A
2P	15. Battery Racks	AUXB	603	428A
AF19	0. Other - check/manual valve	AUXB	565	237
AF608	8A. Motor-Operated Valves	AUXB	585	303
BW10	0. Other - check valve or manual valve	AUXB	565	209
BW21	0. Other - check valve or manual valve	AUXB	585	304
C1	3. Medium Voltage Switchgear	AUXB	585	325
C11-1	12. Air Compressors	AUXB	585	318
C1-2	11. Chillers	CTMT9	565	217
C21-1	9. Fans	AUXB	643	603
C25-3	9. Fans	AUXB	585	319
C31-4	9. Fans	AUXB	545	105
C3615	20. Instrument and Control Panels	AUXB	585	318
C3645	20. Instrument and Control Panels	AUXB	585	325

Table 6-1: Davis-Besse NTF 2.3 Walkdown Items (SWEL 1+2)

Equipment ID No	Equip. Class	Bldg	Floor El	Room
C4606	2. Low Voltage Switchgear	AUXB	603	428
C5702	20. Instrument and Control Panels	AUXB	623	505
C5706	20. Instrument and Control Panels	AUXB	623	505
C5712	20. Instrument and Control Panels	AUXB	623	505
C5755	20. Instrument and Control Panels	AUXB	623	502
C5792A LB2	20A. Inst. in control panel/cabinet	AUXB	623	502
C73-1	9. Fans	AUXB	565	237
C78-2	9. Fans	AUXB	603	428A
CC1469	7. Pneumatic-Operated Valves	AUXB	545	113
CS1530	8A. Motor-Operated Valves	AUXB	585	303
CV159	20A. Inst. in control panel/cabinet	CTMT9	565	217
CV-5005	0. Other - check/manual valve	AUXB	643	600
CV5070	7. Pneumatic-Operated Valves	ANULS	623	127
CV5080	0. Other - check/manual valve	ANULS	623	127
D1	3. Medium Voltage Switchgear	AUXB	585	323
D1_ED	1. Motor Control Centers	AUXB	603	429
D1N	14. Distribution Panels	AUXB	603	429A
D2_ED	1. Motor Control Centers	AUXB	603	428
D2N	14. Distribution Panels	AUXB	603	428B
D2P	14. Distribution Panels	AUXB	603	428
DA-3783	8B. Solenoid Valves	AUXB	585	318
DBC1PN	16. Battery Chargers and Inverters	AUXB	603	429
DBC2P	16. Battery Chargers and Inverters	AUXB	603	428
DBC2PN	16. Battery Chargers and Inverters	AUXB	603	428
DH101	0. Other - check valve or manual valve	AUXB	585	312
DH77	0. Other - check/manual valve	CTMT9	565	214
DH9B	8A. Motor-Operated Valves	AUXB	545	225
E1	2. Low Voltage Switchgear	AUXB	603	429
E11B	1. Motor Control Centers	AUXB	585	304
E12B	1. Motor Control Centers	AUXB	585	318
E12C	1. Motor Control Centers	INTK	576	51
E22-1	21. Tanks and Heat Exchangers	AUXB	585	328
E22-2	21. Tanks and Heat Exchangers	AUXB	585	328
E27-1	21. Tanks and Heat Exchangers	AUXB	545	113
E27-2	21. Tanks and Heat Exchangers	AUXB	545	113
E37-1	10. Air Handlers	CTMT9	585	317

Table 6-1: Davis-Besse NTTF 2.3 Walkdown Items (SWEL 1+2)				
Equipment ID No	Equip. Class	Bldg	Floor El	Room
EF12C	1. Motor Control Centers	INTK	576	52
F1	2. Low Voltage Switchgear	AUXB	603	428
F108-1	0. Other - sub-component	AUXB	585	318
F11A	1. Motor Control Centers	AUXB	603	427
F1-2	0. Other – EDG Intake Filter	INTK	585	50
F12A	1. Motor Control Centers	AUXB	603	428
F12D	1. Motor Control Centers	INTK	576	52
FD1062	0. Other – Fire Damper	AUXB	603	428
FIS 1612	20. Instrument and Control Panels	AUXB	585	312
FTHP3C	18. Instrument (on) Racks	AUXB	565	208
FV6451	8B. Solenoid Valves	AUXB	565	238
FV6452	20A. Inst. in control panel/cabinet	AUXB	565	237
HIS 5889A	20. Instrument and Control Panels	AUXB	623	505
HIS 7528	20. Instrument and Control Panels	AUXB	623	505
HP2B	8A. Motor-Operated Valves	AUXB	565	236
HP2C	8A. Motor-Operated Valves	AUXB	565	208
HV5314	0. Other	AUXB	623	515
IA-636	7. Pneumatic-Operated Valves	AUXB	565	208
ICS11A	7. Pneumatic-Operated Valves	AUXB	643	602
K5-1	17. Engine Generators	AUXB	585	318
K5-2	17. Engine Generators	AUXB	585	319
L311	20A. Inst. in control panel/cabinet	AUXB	623	502
L511	20A. Inst. in control panel/cabinet	AUXB	623	502
LI-1525A	20. Instrument and Control Panels	AUXB	623	502
LSHHSP9B6	18. Instrument (on) Racks	AUXB	623	502
LT-1402	18. Instrument (on) Racks	AUXB	623	501
LT-2787	18. Instrument (on) Racks	AUXB	585	321A
LTSP9A6	18. Instrument (on) Racks	CTMT9	565	220
MS101	7. Pneumatic-Operated Valves	AUXB	643	601
MS5889A	7. Pneumatic-Operated Valves	AUXB	565	237
MU242	0. Other - check/manual valve	CTMT9	565	214
P14-1	5. Horizontal Pumps	AUXB	565	237
P14-2	5. Horizontal Pumps	AUXB	565	238
P3-2	6. Vertical Pumps	INTK	576	52
P372B	5. Horizontal Pumps	AUXB	565	225
P4-1	0. Other – Screen Wash Pump	INTK	585	50
P42-1	5. Horizontal Pumps	AUXB	545	105
P43-2	5. Horizontal Pumps	AUXB	585	328

Table 6-1: Davis-Besse NTF 2.3 Walkdown Items (SWEL 1+2)				
Equipment ID No	Equip. Class	Bldg	Floor El	Room
P58-1	5. Horizontal Pumps	AUXB	545	105
PS3689D	18. Instrument (on) Racks	AUXB	623	501
PSL 106C	18. Instrument (on) Racks	AUXB	565	237
PSL4928A	18. Instrument (on) Racks	AUXB	565	237
RC3701	20. Instrument and Control Panels	AUXB	585	314
SF11	0. Other - check valve or manual valve	AUXB	585	304
SF1616A	0. Other - check valve or manual valve	AUXB	545	122
SF47	0. Other - check valve or manual valve	AUXB	585	312
SP17A7	7. Pneumatic-Operated Valves	AUXB	643	602
SW1399	8A. Motor-Operated Valves	INTK	565	53
SW3963	7. Pneumatic-Operated Valves	INTK	565	53
SW-5896	7. Pneumatic-Operated Valves	AUXB	643	603
SW82	0. Other - check/manual valve	INTK	565	251
T10	21. Tanks and Heat Exchangers	AUXB	565	PT
T12	21. Tanks and Heat Exchangers	AUXB	623	501
T153-1	21. Tanks and Heat Exchangers	YARD	YARD	YARD
T46-1	21. Tanks and Heat Exchangers	AUXB	585	321A
TE-5329	19. Temperature Sensors	AUXB	585	318
TS-5261	18. Instrument (on) Racks	AUXB	638	603
XCE1-1	4. Transformers	AUXB	603	429
XDF1-2	4. Transformers	AUXB	603	428
Y105	20. Instrument and Control Panels	AUXB	603	429
Y2	14. Distribution Panels	AUXB	603	428
YE2B	4. Transformers	AUXB	585	304
YF1	14. Distribution Panels	AUXB	585	319
YRF2	16. Battery Chargers and Inverters	AUXB	603	428
YV2	16. Battery Chargers and Inverters	AUXB	603	428
YV4	16. Battery Chargers and Inverters	AUXB	603	428

Table 6-2: Davis-Besse NTTF 2.3 Walk-By Areas*

Room	Bldg	Floor El
50	INTK	585
51	INTK	576
52	INTK	576
53	INTK	565
105	AUXB	545
113	AUXB	545
122	AUXB	545
208	AUXB	565
209	AUXB	565
225	AUXB	565
236	AUXB	565
237	AUXB	565
238	AUXB	565
251	INTK	565
303	AUXB	585
304	AUXB	585
312	AUXB	585
314	AUXB	585
318	AUXB	585
319	AUXB	585
323	AUXB	585
325	AUXB	585
328	AUXB	585
427	AUXB	603
428	AUXB	603
429	AUXB	603
501	AUXB	623
502	AUXB	623
505	AUXB	623
515	AUXB	623
600	AUXB	643
601	AUXB	643
602	AUXB	643
603	AUXB	638
428A	AUXB	603
429A	AUXB	603

Table 6-2: Davis-Besse NTTF 2.3 Walk-By Areas*		
Room	Bldg	Floor El
429B	AUXB	603
PT	AUXB	565
INTK	INTK	576

* Does not include areas in Containment Building (i.e., Rooms 127, 214, 220, and 317)

Table 6-3: Davis-Besse NTTF 2.3 Inaccessible Items on SWEL				
Equip. ID	Description	Bldg	El	Rm #
CV5070	VACUUM BREAKERS	ANNU	623	127
CV5080	VACUUM BREAKERS	ANNU	623	127
C1-2	CAC1-2 Chiller Air condition	CTMT9	565	217
CV159	CAC 1-1 DROPOUT REGISTER	CTMT9	565	217
DH77	STOP-CHECK VALVE DH 77	CTMT9	565	214
E37-1	CAC COIL 1-1 (SW SIDE)	CTMT9	585	317
LTSP9A6	LEVEL TRANSMITTER LTSP9A6	CTMT9	565	220
MU242	STOP-CHECK VALVE MU 242	CTMT9	565	214

Table 6-3a: Davis-Besse NTTF 2.3 Cabinets to be Opened						
Equipment ID No	Equip. Class	Bldg	Floor El	Room	Description	Closed Cabinet?
C3645	20. Instrument and Control Panels	AUXB	585	325	CONTROL PANEL (AUX FEEDWATER)	YES
C5755	20. Instrument and Control Panels	AUXB	623	502	Control Room cabinet room	YES
D1N	14. Distribution Panels	AUXB	603	429A	PNL D1N	YES
D2N	14. Distribution Panels	AUXB	603	428A	PNL D2N	YES
D2P	14. Distribution Panels	AUXB	603	428	PNL D2P	YES
Y2	14. Distribution Panels	AUXB	603	428	PNL Y2	YES
RC3701	20. Instrument and Control Panels	AUXB	585	314	Relay Cabinet in Mechanical Penetration Room 4	YES

Table 6-4: Davis-Besse NTTF 2.3 Components Categorized by EPRI Classes

EPRI Cat No.	Equipment Description	Components Walked Down
0	Other	10
1	Motor Control Centers and Wall-Mounted Contactors	10
2	Low Voltage Switchgear and Breaker Panels	3
3	Medium Voltage, Metal-Clad Switchgear	2
4	Transformers	3
5	Horizontal Pumps	6
6	Vertical Pumps	1
7	Pneumatic-Operated Valves	9
8	Motor-Operated and Solenoid-Operated Valves	8
9	Fans	5
10	Air Handlers	1 ^a
11	Chillers	1 ^b
12	Air Compressors	1
13	Motor Generators	0 ^c
14	Distribution Panels and Automatic Transfer Switches	5
15	Battery Racks	2
16	Battery Chargers and Inverters	6
17	Engine Generators	2
18	Instrument Racks	9
19	Temperature Sensors	1
20	Instrumentation and Control Panels	15
21	Tanks and Heat Exchangers	18

^a E37-1, Located inside Containment

Total 116

^b C1-2, Located inside Containment

^c No Category I Motor Generators at the plant

6.2 WALKDOWN AND AREA WALK-BY FINDINGS

The examination of walkdown items and observations in area walk-bys confirms the general seismic robustness of the design and installation. The Plant is well maintained, and no major issues related to potentially adverse conditions were uncovered. In general, based on the number

of potentially adverse seismic conditions identified during the walkdown, it can be concluded that most components and areas were found to be in good condition and that no major degraded or design non-conformances were identified. Generally, the nature of the potentially adverse conditions is related to credible interaction effects and minor discrepancies between existing and as-designed conditions.

Several relatively minor findings are reported here. These are generally of the nature of seismic interactions. Observations in this respect are organized on the basis of potentially adverse seismic conditions identified during both *Seismic Walkdowns* and *Area Walk-Bys*.

While performing the area walk-by walkdowns some lack of thread engagement in some bolted connections was observed; however based on Davis-Besse procedure DB-MM-09266 these conditions were judged to be acceptable and required no further action.

6.2.1 Seismic Walkdown Findings

No potential adverse seismic conditions were identified during the Seismic Walkdowns. All findings were resolved and judged not to present credible and/or significant seismic concerns based on sound engineering judgment and precedent design documentation. Field notes and finding resolutions are presented in their respective SWCs included in Appendix B.

- ***Masonry Block Walls***

Based on calculations presented in response to *IE Bulletin 80-11*, Masonry block walls identified in the vicinity of walked-down SWEL items have adequate seismic capacity. Appendix E presents the list of block walls associated with the nearby SWEL item as well as the referenced calculations used for verification of the block wall seismic capacity.

Other conditions which were noted but subsequently resolved are briefly described below.

- ***Unprotected Fluorescent Light Tubes***

During the walkdowns hanging light fixtures without proper cover to prevent falling of dislodged fluorescent tubes were noted in virtually all rooms inspected. It was subsequently verified that these fluorescent light fixtures are attached via socket & plunger type connection and not the twist-in type. It was further verified from previous SEWS from SQUG documentation

(Reference Calculation No. C-CSS-D1) that these fluorescent type fixtures were tested in order to assess the holding capacity of the fixtures.

Thus it is concluded that fluorescent tubes do not represent a credible interaction source.



Figure 6-1: Unguarded Fluorescent Light Tubes

- ***Wooden Scaffold in Battery Room 429B (Auxiliary Building)***

A wooden platform in the Battery Room 429B was noted during the walkdowns. The overall stability of this platform was judged to present a potential interaction hazard for battery racks 2N and 2P. Based on plant's control process log, FENOC personnel confirmed that this scaffold is a temporary structure complying with the working period limits and will be removed after work completion. That platform was braced, and no further action is required.



Figure 6-2: Wooden Scaffold in Battery Room 429B

- ***Missing Nuts along Cooler Fan Housing***

One corner of the housing for the Cooler Fan 34-1 was missing all screw nuts along the vertical edge connection. FENOC personnel were informed of the situation. It was confirmed with maintenance that sheet metal screws are used and nuts are not required




Figure 6-3: Missing Nuts along Cooler Fan Housing

- ***Differential Displacement between Aux. Building and Containment***

During inspection of valve CS1530 and its attached piping, it was observed that the attached piping crosses from the Auxiliary Building to the Shield Building and that it may not have adequate flexibility to accommodate the differential displacements between these two buildings in a seismic event. The effect of differential building displacements (or Seismic Anchor Movements) on this piping was verified from Pipe Stress Calculation 1B R/12 and found acceptable.



Figure 6-4: Support Conditions for Component CS1530

6.2.2 Area Walk-By Findings

The following section presents potentially adverse seismic conditions and findings identified during the Area Walk-Bys. A total of 23 potentially adverse seismic conditions were identified during the area walk-bys. Table 6-5 provides a summary of all 23 adverse finding conditions identified. As shown in Table 6-5, only two condition reports were issued, which would require Licensing Basis Evaluation. Justifications for findings for which a Licensing Evaluation is not required are provided in the Area's respective AWCs provided in Appendix C.

Table 6-5: Potentially Adverse Seismic Conditions Identified from Area Walk-Bys

Room	Bldg	Floor El	Description of Adverse Seismic Condition	Licensing Basis Evaluation Required	Reference for Justification
208	AUXB	565	Interaction hazards: Maintenance equipment w/o adequate restraint and fire extinguisher w/o wall strap.	N	AWC Room 208
209	AUXB	565	Interaction hazards: Maintenance equipment w/o adequate restraint and fire extinguisher w/o wall strap.	N	AWC Room 209
225	AUXB	565	RP cart and dolly not restrained.	N	AWC Room 225
236	AUXB	565	Interaction hazards: Fire extinguisher w/o wall strap.	N	AWC Room 236
238	AUXB	565	Interaction hazards: Fire extinguisher w/o wall strap.	N	AWC Room 238
314	AUXB	585	RC3703 has a 1 inch conduit at the top that is missing a nut on the bracket that attaches the conduit to the unistrut.	Y	AWC Room 314 (CR-2012-10920)
318	AUXB	585	Interaction hazards: Fire extinguisher w/o wall strap.	N	AWC Room 318
319	AUXB	585	Interaction hazards: Fire extinguisher w/o wall strap.	N	AWC Room 319
323	AUXB	585	Interaction hazards: Fire extinguisher w/o wall strap and supply cabinet left open.	N	AWC Room 323
325	AUXB	585	Interaction hazards: Fire extinguisher w/o wall strap.	N	AWC Room 325
328	AUXB	585	Interaction hazards: Fire extinguisher w/o wall strap.	N	AWC Room 328
427	AUXB	603	Interaction hazards: Fire extinguisher w/o wall strap.	N	AWC Room 427
428	AUXB	603	Interaction hazards: Maintenance equipment w/o adequate restraint and fire extinguisher w/o wall strap.	N	AWC Room 428
502	AUXB	623	Crack observed in Masonry Wall, Unrestrained trash can, light bulb storage container, and I&C cart.	Y	AWC Room 502 (CR-2012-10973)

Table 6-5: Potentially Adverse Seismic Conditions Identified from Area Walk-Bys					
Room	Bldg	Floor El	Description of Adverse Seismic Condition	Licensing Basis Evaluation Required	Reference for Justification
505	AUXB	623	Small podium not anchored	N	AWC Room 505
515	AUXB	623	Dolly loosely tied to column adjacent to MCC.	N	AWC Room 515
601	AUXB	643	Unrestrained storage containers observed in area	N	AWC Room 601
602	AUXB	643	Unrestrained storage containers observed in area	N	AWC Room 602
603	AUXB	643	Fire extinguishers not restrained. I&C Cart not restrained.	N	AWC Room 603
251	INTK	565	Anchor threads shown with substantial length past nut	N	AWC Room 251
50	INTK	585	Interaction hazards: Fire extinguisher w/o wall strap.	N	AWC Room 50
52	INTK	576	Interaction hazards: Fire extinguisher w/o wall strap.	N	AWC Room 52
53	INTK	566	Ladder in area is not restrained	N	AWC Room 53

As illustrated in Table 6-5, most of the outlined conditions correspond to potential interaction hazards, which were noted but subsequently resolved. These are briefly described below.

- ***Lateral Restraint of Fire Extinguishers***

Fire extinguishers were identified in various locations around the plant lacking the proper fixity to restrain against vertical movement during a seismic event. Common practice suggests the use of metal straps around the extinguisher bolted to the wall as well as to provide an adequate overall encasing. However, based on previous calculations, the vertical peak spectral accelerations are generally less than 1.0g and it is judged that fire extinguishers will remain supported and therefore do not represent a credible seismic condition.



Figure 6-5: Typical Wall Mounting for Fire Extinguishers

- ***Unrestrained Housekeeping/Storage Boxes***

Various maintenance-related equipment such as ladders, storage boxes and dollies, were found to be loosely tied or without any restraint to prevent contact with surrounding items. For every case where any of these situations were encountered, the SWEs notified the associated owner about the finding, in addition to ensuring its temporary condition in the area. These conditions were judged to not pose a significant seismic interaction on both the operability and integrity of any surrounding component. No condition report (CR) was written based on judgments made above.




Figure 6-6: Unrestrained Maintenance Equipment

6.3 CONFIGURATION CHECKS

The SWELL 1+2 included 77 items, which were not in-line components such as valves. The process of verifying the anchorage configuration focused on 45 SWEL components arbitrarily selected prior to walkdown proceedings (this is about 62% of the SWEL items with anchorage configurations). Appendix D provides a list of the 45 components comprising the anchorage configuration list linked with the specific references used for verification purposes; i.e., A-46/IPEEE SEWS, design drawings, etc.

The anchorage configuration for each of the 45 SWEL components listed in Appendix D was verified based on A-46/IPEEE SEWS, A-46 calculation and/or Plant Design documentation. SWEs referred to design drawings as the main reference for anchorage verification whenever it was possible to have a complete field inspection of the anchorage. The design drawings were uploaded onto electronic tablets for quick accessibility during the walkdowns and verification of the as-installed configuration against the design drawings. In cases where design basis drawings were not readily identifiable, SWEs referred to previous A-46/IPEEE SEWS or A-46 calculations to ensure that the configuration was assessed during the IPEEE program and no design concerns were identified. These configuration checks verified consistency of as-installed conditions to that of the design drawings/calculations in all 45 instances.

7.0 LICENSING BASIS EVALUATION

Two condition reports (CR) were generated as a result of this walkdown. CR-2012-10920 identifies what appeared to be a missing nut on the strap that holds a conduit to its unistrut support. Upon further inspection with assistance from a qualified electrician, the conduit strap was an approved strap that is “nutless” and relies on thread engagement through the strap itself. The “as-found” strap is a Unistrut model P1112. Direction for the types of straps used is specified in Drawing E-302A, and it does allow this model number of strap or equivalent. The Unistrut strap was replaced, however, with a type that accepts a nut and, the subject strap was replaced on 8/3/12. The second condition report CR-2012-10973 identified a crack in a concrete masonry unit wall in the cabinet room adjacent to the control room. The crack was evaluated to be a cosmetic, non-structural crack through a mortar joint and did not invalidate the calculation for the wall. These cracks were previously identified during maintenance rule walkdown of Room 503 and dispositioned as not a structural concern.

Several other questionable items were noted during the walkdown. These items were researched and validated to be within their design basis. They are noted in Table 6-5, and their resolution is provided in the walkdown checklists.

8.0 IPEEE VULNERABILITIES

A summary of the IPEEE Vulnerabilities is provided in Appendix G. Toledo Edison Serial Number 2316 (August 29, 1995) is the submittal for resolution of Generic Letter 87-02, "Verification of Seismic Adequacy of Mechanical and Electrical Equipment in Operating Reactors, Unresolved Safety Issue A-46." A sampling of these vulnerabilities were verified to have been corrected during both the component and area walkdowns.

9.0 PEER REVIEW

A peer review of the Submittal Report for the Near Term Task Force NTTF Recommendation 2.3 "Seismic Walkdowns" was performed using the guidance provided in Section 6 of EPRI Document 1025286, "Seismic Walkdown Guidance." Following are the peer reviewers for Davis-Besse Nuclear Power Plant:

- Mohammed Alvi (Team Leader)
- Tim Ridlon

The peer review process included the following activities:

- Review the selection of the SSCs included on the SWEL
- Review a sample of the checklists prepared for the seismic walkdowns and area walk-bys
- Review the Licensing Basis Evaluations
- Review the decisions for entering the potentially adverse conditions into the Corrective Action Program (CAP).
- Review the submittal report
- Summarize the results of the peer review process in the submittal report

A. Review the Selection of the SSCs Included on the SWEL:

The peer review concluded that the selection of Seismic Walkdown Equipment List (SWEL) was performed in accordance with guidance provided in Section 3 of EPRI Document 1025286 "Seismic Walkdown Guidance." The peer reviewers used the checklist provided in Appendix F of this document which is enclosed. Also, an ex-Senior Reactor Operator (SRO) from the Davis-Besse Nuclear Power Station acted as Operations representative during the selection of the SWEL.

Appropriate figures 1-1, 1-2 and 1-3 of the EPRI Document 1025286 were used and the final SWEL 1 and SWEL 2 were developed.

The peer review confirmed that the following EPRI screens were used in the selection of SWEL 1:

Screen 1: Seismic Category I

Screen 2: Equipment or System

Screen 3: Support for the five safety functions

Screen 4: Sample Considerations

The station did use the existing documentation that resulted from IPEEE and USI A-46 programs in identifying the components. A matrix/spreadsheet was prepared that identifies all the selected components on SWEL 1 and SWEL 2. It was confirmed that these two lists did include a variety of type of systems, major new and replacement equipment, a variety of equipment types, a variety of environments in which the components are located, and the equipment enhanced due to vulnerabilities identified during the IPEEE program.

It was confirmed that the size of the sample was sufficiently large to include a variety of items that collectively included variations within all the attributes stated in the paragraph above.

SWEL 1 for the Davis-Besse Nuclear Power Station included 109 components.

The peer review also confirmed that the station used the following EPRI screens in the development of SWEL 2:

Screen 1: Seismic Category I

Screen 2: Equipment or System

Screen 3: Sample Considerations

Screen 4: Rapid Drain-Down

Similar process was used in the development of SWEL 2 as for SWEL 1. SWEL 2 for the Davis Besse Nuclear Power Plant included 7 components.

Conclusion: No major concerns were identified by the peer review team in the selection process for SWEL 1 or SWEL 2.

Peer Review Checklist for SWEL

Instructions for Completing Checklist

This peer review checklist may be used to document the review of the Seismic Walkdown Equipment List (SWEL) in accordance with Section 6: Peer Review. The space below each question in this checklist should be used to describe any findings identified during the peer review process and how the SWEL may have changed to address those findings. Additional space is provided at the end of this checklist for documenting other comments.

1. Were the five safety functions adequately represented in the SWEL 1 selection? Y N

See Attached Comments

2. Does SWEL 1 include an appropriate representation of items having the following sample selection attributes:

a. Various types of systems? Y N

See Attached Comments

b. Major new and replacement equipment? Y N

See Attached Comments

c. Various types of equipment? Y N

See Attached Comments

d. Various environments? Y N

See Attached Comments

e. Equipment enhanced based on the findings of the IPEEE (or equivalent) program? Y N

See Attached Comments

f. Were risk insights considered in the development of SWEL 1? Y N

See Attached Comments

Peer Review Checklist for SWEL

3. For SWEL 2:

a. Were spent fuel pool related items considered, and if applicable included in SWEL 2? Y N

See Attached Comments


b. Was an appropriate justification documented for spent fuel pool related items not included in SWEL 2? Y N

See Attached Comments

4. Provide any other comments related to the peer review of the SWELs.

See Attached Comments

5. Have all peer review comments been adequately addressed in the final SWEL? Y N

Peer Reviewer #1:  Date: 9-26-12
Peer Reviewer #2: TBRIDAN T. B. [Signature] Date: 9-26-2012

Peer Review Checklist for SWEL

Comments on Question 1:

A peer review of the SWEL selected for Davis-Besse Nuclear Power Station was performed to confirm that the selected components met the criteria set forth in Section 3 of EPRI Guidance Document 1025286. Specifically, Screen 3 calls out for assuring that the selected components represent are well associated with the five safety functions that are as follows:

- A. Reactor Reactivity Control
- B. Reactor Coolant Pressure Control
- C. Reactor Coolant Inventory Control
- D. Decay Heat Removal
- E. Containment Function

The selected components represent the five safety functions stated above. A spreadsheet (Table 4-1) was prepared that documents this information.

Comments on Question 2a:

The selected components represent various types of systems in the plant as indicated below:

- A. 480V
- B. 4160V
- C. AC Power
- D. DC Power
- E. Auxiliary Feedwater (AFW)
- F. Borated Water Storage Tank (BWST)
- G. Containment Air Cooling (CAC)
- H. Component Cooling Water (CCW)
- I. Containment Isolation (CI)
- J. Core Spray (CS)
- K. Service Water System (SW)
- L. Decay Heat Removal (DH)
- M. Emergency Diesel Generators (EDGs)
- N. High Pressure Injection (HPI)
- O. Heating, Ventilation and Air Conditioning (HVAC)
- P. Instrument Air (IA)
- Q. Main Steam (MSTM)
- R. Make Up (MU)

- S. Reactor Coolant System (RCS)
- T. Reactor Protection System (RCS)
- U. Safety Features Actuation System (SFAS)
- V. Steam Feedwater Rupture Control System (SFRCS)
- W. Vacuum Breakers

Comments on Question 2b:

The peer reviewers concluded that the selected components represent inclusion of major new and replacement equipment.

Containment Air Coolers were new and installed via ECP No. 03-0533-00.

Reactor Trip Breakers were replaced with Mod No. 00-0031 w/Framotome Reactor Trip Model.

Comments on Question 2c:

The peer reviewers concluded that the selected components represent various type of equipment installed in the plant. The various equipment types are indicated as follows:

- A. Motor Control Centers
- B. Air Handlers
- C. Distribution Panels
- D. Battery Racks
- E. Battery Chargers and Inverters
- F. Engine Generators
- G. Instrument on Racks
- H. Low Voltage Switchgear
- I. Instrument and Control Panels
- J. Instrument in Control Panel Cabinets
- K. Tanks and Heat Exchangers
- L. Medium Voltage Switchgear
- M. Transformers
- N. Horizontal Pumps
- O. Pneumatic Operated Valves
- P. Motor Operated Valves
- Q. Solenoid Valves
- R. Fans
- S. Temperature Sensors
- T. Vertical Pumps
- U. Air Compressors
- V. Chillers

Comments on Question 2d:

The selected components are located in various types of environments found in the plant. The various plant environment types are as follows:

- A. High Radiation
- B. Dry
- C. Damp
- D. Cool
- E. Dry/Wet
- F. Warm
- G. Hot

Comments on Question 2e:

Based on the review, the selected components represent equipment enhanced based on findings of the IPEEE. Approximately 20 percent of the SWEL indicates this selection.

Comments on Question 2f:

The risk insights were considered in the development of SWEL 1. Specifically, Risk Achievement Worth (RAW) and Fussel-Vessley (FV) were considered.

Comments on Question 3a:

Spent Fuel Pool related items were considered and are adequately represented in SWEL 2.

Comments on Question 3b:

Spent Fuel Pool components were considered and approximately 10 percent were included as part of the sample.

Comments on Question 4:

The peer review concluded that the selection of Seismic Walkdown Equipment List (SWEL) was performed in accordance with guidance provided in Section 3 of EPRI Document 1025286, "Seismic Walkdown Guidance." Also, an ex SRO from the Davis-Besse Nuclear Power Station acted as Operations representative during the selection of the SWEL.

B. Review of a sample of the checklists prepared for the Seismic Walkdowns and Area Walk-Bys

EPRI Document 1025286 on Seismic Walkdown Guidance required a review of the sample of the checklists prepared for the seismic walkdowns and area walk-bys by the peer reviewers. The sample review should be between 10 percent and 25 percent. However, the lead peer reviewer reviewed 100 percent of the checklists to ensure that all the work has been performed in compliance with the requirements.

The following comments were identified during the early stages of peer review and were successfully resolved:

- A. In some cases, statements regarding minor anomalies (not resulting in a condition report) identified during the walkdowns did not have adequate justification for acceptability in meeting the design basis requirements.
- B. In some cases, missing documentation/references/checkmarks.
- C. In some cases, minor anomaly stated but no justification provided.
- D. Editorial and typographical errors
- E. In some cases, weakness in documenting 50 percent anchor check documentation.

The above comments were discussed with the Seismic Walkdown Engineers (SWEs) and were successfully resolved in the final signed version of the checklists.

In addition, the lead peer reviewer also participated in the walkdowns and observed the work performed by the SWEs during the inspections. It was noted that the walkdown/inspection was intrusive, walkdown team members discussed, issues amongst themselves, and used engineering

judgment in making decisions about whether there is any concern that should be noted. In some cases, the lead peer reviewer requested additional photographs.

The lead peer reviewer interviewed the SWEs to verify they followed the guidance in Section 4 of the EPRI Document “Seismic Walkdowns and Area Walk-Bys.” The interview concluded that they did follow the said guidance and were knowledgeable about the walkdown requirements. Questions asked were successfully answered during the interview as well as during the walkdowns.

Four SWEs participated in the walkdowns. See their resumes for experience and background training.

The lead peer reviewer also observed the configuration check in some cases and assured that the installed configuration did match the plant drawings/documentation. He also reviewed several masonry wall calculations to make sure that they were seismically designed according to the design basis requirements.

Conclusion: The seismic walkdown and area walk-by checklists were completed in accordance with the guidance of EPRI Document 1025286 and no major issues were identified. All comments were successfully resolved. Adequate documentation has been provided in the checklists for the components that were walked down.

C. Review of the Licensing Basis Evaluations

The walkdowns identified several minor anomalies, however two of them resulted in generating condition reports as follows:

- A. CR-2012-10920: RC3703 has a 1 inch conduit coming in the top that is missing a nut on the bracket that attaches the conduit to the unistrut.
- B. CR-2012-10973: Crack in the concrete masonry wall near the control room.

The station performed the licensing basis evaluations for the above two CRs which are documented in Section 7 of this report.

Conclusion: The licensing basis evaluations as documented in Section 7 of this report were reviewed. In summary, they have been adequately evaluated against the design basis requirements, the corrective actions taken are adequate, and no further action is required.

D. Review of the decisions for entering the potentially adverse conditions into the CAP Process

Section 6 of this report discusses the summary of walkdown results. Specifically, Section 6.2.1 discusses seismic walkdown findings associated with SWEL 1, and Section 6.2.2 discusses seismic walkdown findings associated with area walk-bys. The results were documented in Table 6-5 in accordance with EPRI Document 1025286 and titled as "Potentially Adverse Seismic Conditions Identified from Area Walk-Bys."

No potential adverse seismic conditions were identified in association with SWEL 1 list of components. All findings with SWEL 1 were judged to be acceptable. Adequate justification is documented in the checklists that provide the basis as why these issues have insignificant impact on the design of the components and that the components are still capable of performing their intended design function while still meeting the design basis requirements.

Table 6-5 identified 23 potentially adverse seismic conditions. Two of these conditions were entered in the corrective action program (CAP). Again, adequate justification is documented in the checklists that provide the basis as why these 21 issues have insignificant impact on the

design of the surrounding components and that the components are still capable of performing their intended design function while still meeting the design basis requirements.

A review of the basis documented in the checklists for not entering these issues in the CAP concluded the decisions taken were appropriate. Section 9.C above discusses the nature of anomalies documented in two condition reports.

Conclusion: The peer reviewers agree with the decisions taken for entering or not entering the identified potentially seismic walkdown findings in the corrective action program.

E. Review of the Submittal Report

Conclusion: A team of reviewers performed a review of this submittal report. Comments were successfully resolved. Refer to the signature page for a listing of reviewers.

F. Summary of results of peer review process

Conclusion: The selected samples (SWEL 1 and SWEL 2) adequately represent and meet the criteria set forth in the selection process outlined in EPRI Document 1025286. An Operations person also participated in the sample selection process and the walkdowns. The lead peer reviewer participated in the walkdowns, observed the conduct of walkdown team members, and discussed issues while remaining independent. The Seismic Walkdown Checklists (SWCs) and Area Walk-by Checklists (AWCs) were adequately prepared and the basis for justifications appropriately documented. The decisions taken to enter the findings or not to enter the findings into the CAP were appropriate. Also, the resolution of the issues (License Basis Evaluations) identified in the condition reports was adequate.

10.0 REFERENCES

1. NRC letter 50.54(f), March 17, 2012.
2. Nuclear Regulatory Commission letter, "Request for Information pursuant to Title 10 of the Code of Federal Regulations 50.54(f) regarding Recommendations 2.1, 2.3, and 9.3, of the Near Term Task Force Review of Insights from the Fukushima Dai- Ichi Accident," dated March 12, 2012.
3. Nuclear Regulatory Commission letter, "Endorsement of Electric Power Research Institute (EPRI) Draft Report 1025286, "Seismic Walkdown Guidance", dated May 31, 2012.
4. EPRI 1025286, "Seismic Walkdown Guidance for Resolution of Fukushima Near-Term Task Force Recommendation 2.3: Seismic," Final, June 2012.
5. Davis-Besse Nuclear Power Station, "Unresolved Safety Issue (USI) A-46, Seismic Evaluation Report," Toledo Edison, August 1995.
6. "Individual Plants Examination of External Events for the Davis-Besse Nuclear Power Station, Submitted in Response to U.S. Nuclear Regulatory Commission Generic Letter 88-20 Supplement 4," The Toledo Edison Company, December 1996.
7. A Methodology for Assessment of Nuclear Power Plant Seismic Margin, EPRI NP-6041-SL, Revision 1, August 1991.
8. System [024] Description for "Spent Fuel Pool Cooling and Cleanup System," Revision 4, Sections 1, 2, and 3, September 2005.