



Barry S. Allen
Site Vice President

Diablo Canyon Power Plant
Mail Code 104/6
P. O. Box 56
Avila Beach, CA 93424

805.545.4888
Internal: 691.4888
Fax: 805.545.6445

April 30, 2013

PG&E Letter DCL-13-029

U.S. Nuclear Regulatory Commission
ATTN: Document Control Desk
Washington, DC 20555-0001

Docket No. 50-275, OL-DPR-80
Docket No. 50-323, OL-DPR-82
Diablo Canyon Units 1 and 2
2012 Annual Radiological Environmental Operating Report

Dear Commissioners and Staff:

In accordance with Diablo Canyon Power Plant, Units 1 and 2, Technical Specification 5.6.2, enclosed is the 2012 Annual Radiological Environmental Operating Report (AREOR). The AREOR contains material consistent with the objectives of the Offsite Dose Calculation Manual, and 10 CFR 50, Appendix I, Sections IV.B.2, IV.B.3, and IV.C.

There are no new or revised regulatory commitments in this report (as defined by NEI 99-04).

If you have any questions regarding this submittal, please contact Martin Wright at (805) 545-3821.

Sincerely,

Barry S. Allen

j8l3/64072667

Enclosure

cc: Diablo Distribution
cc/enc: Larry Allen, Air Pollution Control Officer, San Luis Obispo County Air Pollution Control District
Penny Borenstein, San Luis Obispo County Health Officer
Toby Douglas, Director, California Department of Health Care Services
Executive Officer, San Luis Obispo County Air Pollution Control District
Kenneth A Harris Jr., Interim Executive Officer, CRWQCB
Thomas R. Hipschman, NRC Senior Resident
Arthur T. Howell, III, Regional Administrator, NRC Region IV
James T. Polickoski, NRR Project Manager

Enclosure
PG&E Letter DCL-13-029

2012 ANNUAL RADIOLOGICAL ENVIRONMENTAL OPERATING REPORT



2012 Annual Radiological Environmental Operating Report Diablo Canyon Power Plant

January 1, 2012 - December 31, 2012



This page intentionally left blank.

2012 Diablo Canyon Power Plant

ANNUAL RADIOLOGICAL ENVIRONMENTAL OPERATING REPORT (AREOR)

January 1, 2012 - December 31, 2012

Prepared By

Pacific Gas & Electric Company
Diablo Canyon Power Plant

Prepared by: Martin Wright Date: 4/17/13
Martin B. Wright, DCPD RP Senior Engineer

Reviewed & Approved by: Tim Irving Date: 4/17/13
Tim Irving, DCPD Radiation Protection Manager

This page intentionally left blank

EXECUTIVE SUMMARY

During the year 2012, a Radiological Environmental Monitoring Program (REMP) was conducted for the Diablo Canyon Power Plant (DCPP) to assess the levels of radiation or radioactivity in the environment. More than 1400 samples were collected (including TLDs) over the course of the 2012 monitoring period, with approximately 2100 radionuclide or exposure rate analyses performed.

This report contains results from the operational Radiological Environmental Monitoring Program for Diablo Canyon Power Plant compiled for the period January 1, 2012 through December 31, 2012. This program was conducted in accordance with DCPD Program Directive CY2, "Radiological Monitoring and Controls Program," and RP1.ID11, "Environmental Radiological Monitoring Procedure." This report was submitted per DCPD License Technical Specification 5.6.2.

The types of samples (matrix ID) collected for this monitoring period were as follows:

Air Particulate (AP)	Air Cartridges (AC) for iodide monitoring,		
Direct Radiation (TLD's)	Milk (MK)	Meat (MT)	Vegetation (VG)
Drinking Water (DW)	Ground Water (GW)	Surface Water (SW)	Aquatic Vegetation (AV)
Fish (FH)	Mussels (IM)	Sediment (SD)	

Diablo Canyon REMD collected environmental samples and shipped them to General Engineering Labs (GEL) located in Charleston, South Carolina. All 2012 REMD environmental lab isotopic sample analyses were performed by GEL.

The ambient direct radiation levels in the DCPD offsite environs did not change and were within the preoperational range. Beginning in June 2009, DCPD began loading of the onsite Independent Spent Fuel Storage Installation (ISFSI). The ISFSI had no significant impact on the REMD TLD station readings in the vicinity of the site boundary and beyond. The ambient direct radiation levels within the DCPD plant site boundary near the ISFSI were elevated due to dry cask spent fuel storage. An evaluation of direct radiation measurements and member of public occupancy times surrounding the ISFSI indicated all federal criteria for member of public dose limits were conservatively met.

On March 11th, 2011 the Tohoku-Oki earthquake (magnitude 9.0 M_w) and tsunami struck the east coast of Japan. The tsunami associated with this event caused nuclear accidents at the Dai-Ichi Nuclear Power Station in Fukushima Prefecture, Japan. Isotopic releases occurred in Japan and were carried by the jet stream to the west coast of the United States during March 2011. Throughout 2012, the DCPD REMP continued to detect cesium (Cs-137) within milk, vegetation, monitoring wells, fish, and meat due to deposition of Cs-137 from that event and the approximate 30 year half-life of Cs-137. Additional discussion on Fukushima related Cs-137 is found within Section 4.5 of this report.

Groundwater isotopic monitoring was conducted in accordance with the nuclear industry NEI 07-07 Groundwater Protection Initiative (GPI). Concentrations of tritium were detected in five monitoring wells (stations OW1, OW2, DY1, GW1, and 8S3) near the power block. This tritium was evaluated and attributed to rain-washout of gaseous tritium exiting the plant vent system (via an approved isotopic-effluents discharge path). No groundwater tritium has been attributed to DCPD system leaks or spills. Concentrations of cesium (Cs-137) were also detected in two shallow monitoring wells (DY1 and 8S3). This cesium was evaluated and attributed to rain-washout of Fukushima fallout isotopes during March 2011 rain events along the Central Coast of California (ref. 2011 DCPD AREOR). During these 2011 rain events, Fukushima related Cs-137 was deposited into the Central Coast environs in concentrations of 2.4 to 25.4 pCi/Liter. This Fukushima Cs-137 was detected locally in 2012 environmental samples due to the approximate 30 year half-life of Cs-137. It should also be noted that studies of the DCPD site groundwater gradient indicated that any groundwater (subsurface) flow beneath the DCPD power block was not used as a source of drinking water. Due to topography and site characteristics, this groundwater gradient flow discharged into the Pacific Ocean which is approximately 100 yards from the power block.

An Old Steam Generator Storage Facility (OSGSF) long term storage mausoleum was constructed within the DCPD site boundary in 2007 for storage of eight retired DCPD steam generators and two retired DCPD reactor heads. This equipment was placed into this OSGSF on the following dates:

- March 2008 (outage 2R14), four DCPD Unit Two (U-2) Steam Generators
- February 2009 (outage 1R15), four DCPD Unit One (U-1) Steam Generators
- November 2009 (outage 2R15), one DCPD Unit Two (U-2) Reactor (Rx) Head
- October 2010 (outage 1R16), one DCPD Unit One (U-1) Rx Head

This OSGSF did not cause any changes to the ambient direct radiation levels within the DCPD environs during 2012.

The OSGSF sumps were inspected quarterly by REMP personnel. Construction repairs made in 2011 to the OSGSF have prevented rainwater from entering the OSGSF throughout 2012. These OSGSF sumps have remained empty and dry during 2012.

The results of the 2012 REMP showed no unusual environmental isotopic findings from DCPD site operations.

These results were compared to DCPD preoperational isotopic data and showed no unusual trends.

Diablo Canyon site operations had no significant environmental radiological impact on airborne, surface water, drinking water, marine life, aquatic vegetation, terrestrial vegetation, sediment, milk, or meat radioactivity.

This page intentionally left blank.

TABLE OF CONTENTS

Executive Summary

1.0 Introduction

2.0 Program Design

2.1 Monitoring Zones

2.2 Pathways Monitored

2.3 Descriptions of REMP Monitoring

2.3.1 Direct Radiation

2.3.2 Airborne Radioactivity

2.3.3 Waterborne

2.3.4 Marine Biological, Beach Sand, and Ocean Sediment

2.3.5 Food Crops

2.3.6 Milk

2.3.7 Meat

3.0 Radiological Data Summary of Tables

4.0 Analysis of Environmental Results

4.1 REMP Sampling Variance / Deviations

4.2 Comparison of Achieved LLDs with Requirements

4.3 Comparison of Results against Reporting Levels

4.4 Data Analysis by Media Type

4.4.1 Direct Radiation

4.4.2 Airborne Radioactivity

4.4.3 Waterborne

4.4.4 Marine Biological, Beach Sand, and Ocean Sediment

4.4.5 Food Crops

4.4.6 Milk

4.4.7 Meat

4.5 Cs-137 isotopic detection due to Fukushima Japan, Dai-Ichi NPS event

5.0 Groundwater Monitoring

6.0 Old Steam Generator Storage Facility

7.0 Cross Check Program

8.0 DCPD Annual Land Use Census

9.0 DCPD Wind Rose

10.0 References

Appendix A REMP Summary Tables

Appendix B Direct Radiation Results

Appendix C Individual Analytical Sample Results

LIST OF TABLES

<u>Table</u>	<u>Title</u>
1	DCPP Land Use Census
2.1	Radiological Environmental Monitoring Program
2.2	Distances and Directions to Environmental Monitoring Stations
2.3	Detection Capabilities for Environmental Lower Limit of Detection (LLD)
2.4	Reporting Levels for Radioactivity Concentrations in Environmental Samples
A-1	Direct Radiation Summary Table
A-2	REMP Airborne Summary Table
A-3	Surface Water Summary Table
A-4	Drinking Water Summary Table
A-5	Mussel Summary Table
A-6	Fish Summary Table
A-7	Algae Summary Table
A-8	Kelp Summary Table
A-9	Vegetative Crops Summary Table
A-10	Milk Summary Table
A-11	Meat Summary Table
A-12	Ocean Sediment Summary Table
A-13	Beach Sand Summary Table
A-14	Groundwater Summary Table
A-15	Monitoring Well Summary Table

LIST OF FIGURES

<u>Figure</u>	<u>Title</u>
2.1	Diablo Canyon Off-site REMP Locations
2.2	Diablo Canyon On-site REMP Locations
2.3	Diablo Canyon REMP Stations
3	DCPP Land Use Census Map

This page intentionally left blank.

1.0 INTRODUCTION

Diablo Canyon Power Plant (DCPP) consists of two Westinghouse pressurized water reactors. Unit 1 began commercial operation in 1985, and Unit 2 began commercial operation in 1986.

Radiological Environmental Monitoring Program (REMP) samples were collected by DCPP REMP personnel and sent to General Engineering Labs (GEL) in Charleston, South Carolina for isotopic analysis.

Fish (except market fish) and ocean sediment samples were collected by contract divers of Tenera Environmental and given to DCPP REMP personnel for shipment to GEL. Market fish samples were collected by local commercial fishermen and then purchased by DCPP REMP personnel in one of two local fish markets for shipment to GEL. Direct radiation analyses were conducted by DCPP REMP personnel and analyzed by the DCPP Thermo-luminescent Dosimeter (TLD) Lab.

DCPP REMP sent replicate samples of stations 7G1 vegetation (quarterly), 5F2 milk (monthly), 5S2 drinking water (monthly), DW1 drinking water (monthly), OUT seawater (monthly), DCM kelp (quarterly), DCM perch (quarterly), DCM rockfish (quarterly), and DCM ocean sediment (annually) to the California Department of Public Health - Radiologic Health Branch (CDPH-RHB) Laboratory as part of a California State cross-check program. These cross-check samples were independently analyzed by the CDPH-RHB. Other pathways monitored independently by the CDPH-RHB were quarterly direct radiation TLD stations (MT1, 1A1, 1C1, 4D1, 5F3, 5S1, 7D1, 7C1, 7F1, and 8S2) and weekly air sampling particulate and I-131 (at stations 5F3 and 7D1). The general public should contact the CDPH-RHB for those results.

This report summarizes the findings of the Radiological Environmental Monitoring Program (REMP) conducted by Diablo Canyon Power Plant. The remainder of this report is organized as follows:

- Section 2: Provides a description of the overall REMP design. Included is a summary of the requirements for REMP sampling and tables listing routine sampling and TLD monitoring locations with distances from the plant. Tables listing Lower Limit of Detection requirements and Reporting Levels (NRC notification if levels exceeded) are also included.
- Section 3: Consists of the summarized data as required by the Radiological Environmental Monitoring Program. The summaries are provided similar to that specified by the NRC Branch Technical Position on Environmental Monitoring.
- Section 4: Provides a summary of the results for the samples collected. The performance of the program in meeting the requirements is discussed, and the data acquired during the monitoring period is analyzed. Also included is environmental TLD preoperational data trending.
- Section 5: Provides a summary of groundwater monitoring in accordance with the nuclear industry NEI 07-07 Groundwater Protection Initiative.

2.0 PROGRAM DESIGN

The Radiological Environmental Monitoring Program (REMP) for the Diablo Canyon Power Plant (DCPP) was designed with the following specific objectives in mind. These objectives continue to be in force, to varying degrees, throughout facility operation:

- To provide an early indication of the appearance or accumulation of any radioactive material in the environment caused by facility operation. Preoperational data is also used in this comparison.
- To provide assurance to regulatory agencies and the public that the station's environmental impact is known and within anticipated limits.
- To provide standby monitoring capability for rapid assessment of risk to the general public in the event of unanticipated or accidental releases of radioactive material.

The environmental media selected were based on the critical dose pathways of the radionuclides from the environment to man. They included the following: direct radiation, air, water, fish, ocean sediment, and invertebrates. Supplemental samples such as algae, kelp, local agricultural crops, recreational beach sand, groundwater, meat, and milk were also collected. The sampling locations were determined by land use, site meteorology, and local demographics. Guidance for this monitoring program is provided by the Radiological Assessment Branch Technical Position on Radiological Environmental Monitoring, Revision 1, November 1979

The detailed sampling requirements of the REMP are given in Table 2.1 of this report.

Any deviations from the REMP sampling schedule / requirements are documented in section 4.0 of this report.

Data summary tables of REMP sampling for the period are shown in Appendix A of this report.

Direct dose (environmental TLDS) results are shown in Appendix B of this report.

The REMP sample individual isotopic results are shown in Appendix C of this report. Detected concentrations of nuclear power plant related isotopes (not naturally occurring isotopes including gross beta) have been highlighted with yellow for quick identification by the reader.

2.1 MONITORING ZONES

The REMP was designed to allow comparison of levels of radioactivity in samples from the areas possibly influenced by DCPD to levels found in areas not influenced by the facility operations. Areas with the potential to be influenced by facility operations are called "indicator" stations. Areas with sufficient distance from the plant that are not likely to be influenced by facility operations are called the "control" stations. The distinction between the two zones is based on distance and relative direction from the plant. Analysis of survey data from the two zones aided in determination of site environmental influence. Analysis from the two zones helped in differentiation between radioactive releases and seasonal variations in the natural environmental background. It also helped with differentiation of Fukushima related isotopes found within the environment since March 2011.

2.2 PATHWAYS MONITORED

Direct Radiation

Airborne Radioactivity

Waterborne Pathways

Marine Biological, Beach Sand, and Ocean Sediment

Food Crops

Milk

Meat

2.3 DESCRIPTIONS OF REMP MONITORING

2.3.1 Direct Radiation

Direct ambient radiation was measured at 31 stations in the vicinity of DCPD using Panasonic UD814 TLD badges. The TLD badges had valid element correction factors (ECF), were calibrated using a NIST-traceable caesium-137 source, were annealed prior to placement, and were sealed in watertight packaging. Three badges were placed at each station each quarter. These badges were replaced on a quarterly basis.

Direct ambient radiation was measured at 8 stations in the vicinity of the Independent Spent Fuel Storage Installation (ISFSI) using Panasonic UD814 TLD badges. The TLD badges had valid element correction factors (ECF), were calibrated using a NIST-traceable caesium-137 source, were annealed prior to placement, and were sealed in watertight packaging. Three badges were placed at each station each quarter. These badges were replaced on a quarterly basis.

The field TLD badge packets were prepared and processed by DCPD personnel and the DCPD TLD Lab. Control badges were carried with the field badges to measure any dose received during transit. The location, date, and time of exchange were recorded on a log sheet which accompanied the field badges. The net exposure was reported over a standard 90 day quarter.

DCPD Environmental TLD standard quarter results are measurements of all environmental gamma radiation sources (cosmic, terrestrial, radon, etc) at each station during the deployment period. Transient and lab storage background dose contributions were subtracted prior to reporting.

2.3.2 Airborne Radioactivity

Air particulate and radioiodine sampling were performed weekly at six indicator stations: MT1, OS2, IS1, 7D1, 8S1 and 8S2. Air particulate and radioiodine sampling was performed weekly at one control station: 5F1.

Constant flow air samplers (F&J model DF-1) were used to draw air through paper filters to collect air particulates and through triethylenediamine (TEDA) impregnated charcoal cartridges to collect radioiodine. From January to August, the air samplers were set at a flow rate of 1.5 standard cubic feet per minute. In August, REMP air samplers were converted to read out in units of cubic meters per hour in order to correlate with cubic meter reporting criteria. From August to December, the air samplers were set to a flow rate of 2.55 cubic meters per hour (which is equivalent to 1.5 standard cubic feet per minute). The air samplers were located approximately one meter above the ground. The sample volumes were determined by F&J Corporation model DF-1 flowmeters (corrected to standard temperature and pressure, STP) which were installed downstream of the sample head. At the end of the weekly sampling period, the filter and cartridge were

collected. All necessary data regarding the air volume readings, flowrate, sampler time on / off, date of collection, and sampler location were recorded and submitted to GEL along with the samples for isotopic analysis.

Approximately 72 hours after sampling (to allow for radon and thoron daughter decay), the particulate filter papers collected from the field were placed on individual planchets and counted for gross beta activity in a low background, thin window gas proportional counter.

Quarterly gamma spectroscopy isotopic analysis was performed on composites of the filters (by station) to determine the activity concentration of gamma emitting isotopes. The quarterly composite is reported at the midpoint of the quarter monitored.

Each station weekly TEDA impregnated charcoal cartridge was counted for gamma spectroscopy isotopic analysis to determine the radioiodine concentration.

2.3.3 Waterborne

Water samples (drinking water, surface water, monitor wells, and groundwater) were collected at the frequencies shown in Table 2.1

Ocean surface water samples were collected at Diablo Cove (station DCM), Rattlesnake Canyon (station 7C2), and at the plant Outfall (station OUT).

Drinking water samples were collected from Diablo Creek Weir (station 5S2), Diablo Creek Outlet (station WN2), Blanchard Spring (station 1A2), and from the DCCP drinking water system (station DW1). Drinking water was also collected from a control station located in San Luis Obispo at the Offsite Emergency Lab (station OEL).

Supplemental groundwater samples were collected from Water Well 02 (WW2) and DCSF96-1 (8S3).

Supplemental on-site monitoring well samples were collected from Observation Well 01 (OW1), Observation Well 02 (OW2), and a french drain system labeled Drywell 115 (DY1). These shallow wells were located in close proximity to the

facility power block structures and within the protected area.

Two new on-site monitoring wells were installed in December 2011 and isotopic sampling began at the beginning of 2012. These two new onsite wells are downgradient of the power block and located along the western side of the power block. These two new monitoring wells are labeled Groundwater 1 (GW1) and Groundwater 2 (GW2).

After collection, the samples were securely sealed and labeled with sample type, station ID, date, time of collection, person performing the collection and sent to GEL for analysis.

2.3.4 Marine Biological, Beach Sand, and Ocean Sediment

The REMP required sampling of rockfish (family Sebastes), perch (family Embiotocidae), mussels (family Mytilus), and ocean sediment from indicator station DCM and control station 7C2.

All other marine samples collected were considered supplemental. These supplemental marine samples included the following: intertidal algae, intertidal mussels, kelp, and market fish. The intertidal samples were collected by DCPD personnel during low tidal conditions. Kelp was collected quarterly by DCPD personnel from the offshore kelp bed in the vicinity of the plant.

Quarterly samples of fish and an annual sample of ocean sediments were collected from the plant environs by contracted divers (TENERA Environmental). The Tenera divers fillet the fish and leave a small portion of skin for identification.

Beach sand was collected by DCPD personnel between the high and low tide boundaries at nearby recreational beaches.

Fish caught locally by commercial fishermen were purchased from two local fish markets (Avila Beach Pier-7D3 and Morro Bay-2F1).

All samples were subject to unavailability due to seasonal fluctuations or unfavorable sampling conditions. The above samples were sealed in plastic bags immediately upon collection. Mussels were sent to GEL in-shell where GEL

personnel removed the meat & internal organs for analysis. Only edible portions of the fish were analyzed (fish fillets). The samples were labeled with sample type, station ID, date, time of collection, and the individual who performed collection. The samples were then frozen (to prevent spoilage odor) before they were sent to GEL for analysis.

2.3.5 Food Crops

The REMP required broadleaf food vegetation to be collected in the nearest off-site locations of the highest calculated annual average ground level D/Q (dispersion parameter) within 5 miles. There was no broadleaf food vegetation available that satisfied this requirement. Because these food products were unavailable, the DCPD REMP conducted additional air sampling in the SE (station 8S2) and NNW (station 1S1) sectors.

Additional representative samples of food crops in season were collected monthly from supplemental stations: Cal Poly Farm (5F2), Kawaoka Farm in Arroyo Grande (7G1), Mello Farm (7C1) along the site access road, and quarterly household gardens (3C1 and 6C1).

The monthly samples (including 3C1) were collected by DCPD personnel and sealed immediately in plastic bags. The quarterly household garden sample (6C1) was provided to DCPD personnel by the land occupant (due to property access difficulty and privacy).

The samples were labeled with sample type, station ID, collection date, collection time, and the individual who performed collection. The samples were normally frozen before they were sent to GEL for analysis (to prevent spoilage odor).

2.3.6 Milk

There were no animals within the vicinity of the plant that were utilized for milk consumption by humans. However, supplemental samples of cow milk were collected monthly from Cal Poly Farm (5F2) which was approximately 13 miles from DCPD.

Two 1-gallon plastic containers of milk were collected each sampling period by DCCP personnel. Forty grams of sodium bisulfite preservative were added to each gallon of milk sample. The containers were sealed and shaken thoroughly to distribute the preservative. The containers were labeled with sample type, station ID, collection date, collection time, and the individual who performed collection. The samples were then express shipped to GEL for analysis.

2.3.7 Meat

A rancher routinely grazed cattle, goats, and sheep within three miles of the site boundary (free range, grass fed). These livestock meats were offered at local farmer's markets and private distribution. This meat distribution commodity began at the end of 2007. Because it was possible for this vendor to provide an individual's sole-source of annual meat consumption, it was included in the REMP. REMP personnel obtained commercially packaged meat samples of each species directly from the land owner. Gamma spec and strontium analyses were performed on the meat.

Additional meat sampling was conducted of Hearst Ranch meat which is located approximately 37 miles north of the DCCP site. This Hearst Ranch meat is free range, grass fed beef. This REMP station code was HCM and provided a control location far from the site to help differentiate Fukushima related isotopes. REMP personnel purchased this Hearst Ranch meat directly from local public grocery stores.

Property owners could hunt deer and wild pig (in season) within 5 miles of the site boundary. The REMP obtained one deer meat sample from these property owners (voluntary participation). Gamma spec and strontium analyses were performed on the deer meat.

The meat was initially packaged by the livestock owners or commercial processes. The meat was purchased at local grocery stores or turned over to REMP personnel. The unopened packages were then separated by species and placed into large over-pack zip-lock bags. Each bag was labeled with sample type, station ID, collection date, collection time, and the individual who performed the collection. The samples were then frozen and sent to GEL.

TABLE 2.1:
Radiological Environmental Monitoring Program

Exposure Pathway and/or Sample Type	Number of Representative Samples and Sample Locations ¹	Sampling Stations	Collection Frequency	Type of Analysis	Required or Supplemental
1. Direct Radiation ²	Thirty-one routine monitoring stations containing thermo luminescent dosimeters (TLDs) such that at least two (2) phosphors are present at each station, placed as follows:				
	An inner ring of stations, one in each terrestrial meteorological sector in the general area of the SITE BOUNDARY;	0S1, 0S2, WN1, 1S1, 2S1, 3S1, 4S1, 5S1, 6S1, 7S1, 8S1, 9S1, 8S2, 5S3, and MT1	Quarterly	Gamma Dose	Required
	An outer ring of stations, one in each terrestrial meteorological sector in the 2.5 to 14 km range from the site; and	0B1, 1A1, 1C1, 2D1, 3D1, 4C1, 5C1, 6D1, and 7C1	Quarterly	Gamma Dose	Required
	One or two areas to serve as control stations; and	4D1, 5F1	Quarterly	Gamma Dose	Required
	The balance of the stations to be placed in special interest areas such as population centers, nearby residences, or schools.	5F3, 7D1, 7D2, 7F1, and 7G2	Quarterly	Gamma Dose	Required
	A minimum of four stations around the ISFSI	IS1, IS2, IS3, IS4, IS5, IS6, IS7, IS8	Quarterly	Gamma Dose	Required
2. Airborne Radioiodine	Samples from ≥ 4 stations:				
	Three samples from close to the three SITE BOUNDARY locations (0S2, 8S1, & MT1) in different sectors.	0S2, 8S1, and MT1	Continuous sampler operation with sample collection weekly, or more frequently if required by dust loading.	I-131 analysis	Required
	One sample from the vicinity of a community having the highest calculated annual average ground level D/Q.	7D1	Continuous sampler operation with sample collection weekly, or more frequently if required by dust loading.	I-131 analysis	Required
	If food products are unavailable, additional air sampling will be done in the NNW (station 1S1) and SE (Station 8S2) sectors.	1S1 & 8S2	Continuous sampler operation with sample collection weekly, or more frequently if required by dust loading.	I-131 analysis	Required
	One sample from a control location.	5F1	Continuous sampler operation with sample collection weekly, or more frequently if required by dust loading.	I-131 analysis	Required

Table 2.1 (continued)

Exposure Pathway and/or Sample Type	Number of Representative Samples and Sample Locations ¹	Sampling Stations	Collection Frequency	Type of Analysis	Required or Supplemental
3. Airborne Particulate	Samples from ≥ 4 stations:				
	Three samples from close to the three SITE BOUNDARY locations (0S2, 8S1, & MT1) in different sectors.	0S2, 8S1, and MT1	Continuous sampler operation with sample collection weekly, or more frequently if required by dust loading.	Weekly gross beta radioactivity analysis following filter change ³ . Quarterly gamma isotopic analysis ⁴ of composite consisting of approx 12 filters (by location).	Required
	One sample from the vicinity of a community having the highest calculated annual average ground level D/Q.	7D1	Continuous sampler operation with sample collection weekly, or more frequently if required by dust loading.	Weekly gross beta radioactivity analysis following filter change ³ . Quarterly gamma isotopic analysis ⁴ of composite consisting of approx 12 filters (by location).	Required
	If food products are unavailable, additional air sampling will be done in the NNW (station 1S1) and SE (Station 8S2) sectors.	1S1 & 8S2	Continuous sampler operation with sample collection weekly, or more frequently if required by dust loading.	Weekly gross beta radioactivity analysis following filter change ³ . Quarterly gamma isotopic analysis ⁴ of composite consisting of approx 12 filters (by location).	Required
	One sample from a control location.	5F1	Continuous sampler operation with sample collection weekly, or more frequently if required by dust loading.	Weekly gross beta radioactivity analysis following filter change ³ . Quarterly gamma isotopic analysis ⁴ of composite consisting of approx 12 filters (by location).	Required
4. Waterborne					
a. Surface Ocean Water	One sample from the plant Outfall, Diablo Cove, and an area not influenced by plant discharge.	OUT, DCM, and 7C2	Monthly (grab sample)	Gamma isotopic ⁴ and tritium analysis.	Required
	One sample from the plant Outfall, Diablo Cove, and an area not influenced by plant discharge.	OUT, DCM, and 7C2	Quarterly (grab sample)	Gross Beta, Total Sr 89/90, Fe-55, and Ni-63	Supplemental

Table 2.1 (continued)

Exposure Pathway and/or Sample Type	Number of Representative Samples and Sample Locations ¹	Sampling Stations	Collection Frequency	Type of Analysis	Required or Supplemental
b. Drinking Water	One sample from the plant drinking water, one sample from Diablo Creek (upstream of plant), and one control sample.	DW1 and 5S2 OEL (control)	Monthly (grab sample)	Gamma isotopic ⁴ , I-131, and tritium analysis.	Required
	One sample from the plant drinking water, one sample from Diablo Creek (upstream of plant), and one control sample.	DW1 and 5S2 OEL (control)	Quarterly (grab sample)	Gross Beta, Total Sr 89/90, Fe-55, and Ni-63	Supplemental
	One sample from Diablo Creek (downstream of plant) and one sample from Blanchard Spring.	WN2 and 1A2	Quarterly (grab sample)	Gamma isotopic ⁴ , tritium, I-131, gross beta, Total Sr 89/90, Fe-55, and Ni-63	Supplemental
c. Groundwater	One sample from wells located under or downgradient from the plant power block.	OW1, OW2, DY1, GW1, and GW2	Quarterly (grab sample, when available)	Gamma isotopic ⁴ , tritium, gross beta, Total Sr 89/90, Fe-55, and Ni-63	Supplemental
	One sample from a well located outside the plant power block (control sample).	WW2, 8S3	Quarterly (grab sample, when available)	Gamma isotopic ⁴ , tritium, gross beta, Total Sr 89/90, Fe-55, and Ni-63	Supplemental
d. Sediment	One sample of offshore ocean sediment from Diablo Cove and Rattlesnake Canyon.	DCM and 7C2	Annual (grab sample)	Gamma isotopic ⁴	Required
	One sample of offshore ocean sediment from Diablo Cove and Rattlesnake Canyon.	DCM and 7C2	Annual (grab sample)	Total Sr 89/90, Fe-55, and Ni-63	Supplemental
	One sample from each of five local recreational beaches.	AVA, MDO, PMO, CYA, and CBA	Semi-Annual (grab sample)	Gamma isotopic ⁴ , Total Sr 89/90, Fe-55, and Ni-63	Supplemental
e. Marine Flora	One sample of kelp	DCM, PON, POS, and 7C2	Quarterly (when available)	Gamma isotopic ⁴	Supplemental
	One sample of intertidal algae	DCM and 7C2	Quarterly (when available)	Gamma isotopic ⁴	Supplemental

Table 2.1 (continued)

Exposure Pathway and/or Sample Type	Number of Representative Samples and Sample Locations ¹	Sampling Stations	Collection Frequency	Type of Analysis	Required or Supplemental
5. Ingestion					
a. Milk	Samples from milking animals in three locations within 5 km distance having the highest dose potential. If there are none, then one sample from milking animals in each of three areas between 5 to 8 km distance where doses are calculated to be greater than 1 mrem per year. One sample from milking animals at a control location 15 to 30 km distant and in the least prevalent wind direction. NOTE: The sample (5F2) should be taken monthly even if there are no indicator samples available.	5F2	Semimonthly when animals are on pasture; monthly at other times.	Gamma isotopic ⁴ and I-131 analysis.	Supplemental
b. Fish and Invertebrates	One sample of rock fish (family Sebastes) and one sample of perch (family Embiotocidae)	DCM and 7C2	Quarterly (grab sample)	Gamma isotopic ⁴ analysis on edible portions of each sample.	Required
	One sample of rock fish (family Sebastes) and one sample of perch (family Embiotocidae)	PON and POS	Quarterly (grab sample)	Gamma isotopic ⁴ analysis on edible portions of each sample.	Supplemental
	One sample of mussel (family Mytilus)	DCM and 7C2	Quarterly (grab sample)	Gamma isotopic ⁴ analysis on edible portions of each sample.	Required
	One sample of mussel (family Mytilus)	PON	Annual (grab sample)	Gamma isotopic ⁴ analysis on edible portions of each sample.	Supplemental
	One sample of mussel (family Mytilus)	POS	Quarterly (grab sample)	Gamma isotopic ⁴ analysis on edible portions of each sample.	Supplemental
	One sample of locally harvested market fish.	7D3 OR 2F1 (should alternate between locations)	Quarterly (grab sample)	Gamma isotopic ⁴ analysis on edible portions of each sample.	Supplemental

Table 2.1 (continued)

Exposure Pathway and/or Sample Type	Number of Representative Samples and Sample Locations ¹	Sampling Stations	Collection Frequency	Type of Analysis	Required or Supplemental
c. Broadleaf Vegetation ⁵	Three samples of broadleaf vegetation grown nearest off-site locations of highest calculated annual average ground level D/Q. If milk sampling is not performed.		Monthly (when available)	Gamma isotopic ⁴ analysis (that includes I-131) on edible portion.	Required (see notation #5)
	One sample of each of the similar broadleaf vegetation grown 15 to 30 km distant in the least prevalent wind direction. If milk sampling is not performed.		Monthly (when available)	Gamma isotopic ⁴ analysis (that includes I-131) on edible portion.	Required (see notation #5)
d. Vegetative Crops	One sample of broadleaf vegetation or vegetables or fruit	5F2, 7C1, and 7G1	Monthly (when available)	Gamma isotopic ⁴ analysis on edible portion.	Supplemental
	One sample of broadleaf vegetation or vegetables or fruit.	3C1, 6C1	Quarterly (as provided by land owner)	Gamma isotopic ⁴ analysis on edible portion.	Supplemental
e. Meat sample	One sample of each species (cow, goat, sheep, deer, or pig) of edible meat portion slaughtered for personal consumption (not mass market).	BCM, BGM, BSM, JDM, JPM, ACM, ADM, APM	Quarterly (as available and provided by land owners within 8 km of plant site)	Gamma isotopic ⁴ analysis, and Total Sr 89/90 on edible portion.	Supplemental

Table Notations

- Deviations are permitted from the required sampling schedule if specimens are unobtainable due to circumstances such as hazardous conditions, seasonal unavailability, malfunction of automatic sampling equipment and other legitimate reasons. If specimens are unobtainable due to sampling equipment malfunction, effort shall be made to complete corrective action prior to the end of the next sampling period. All deviations from the sampling schedule shall be documented in the Annual Radiological Environmental Operating Report. It is recognized that, at times, it may not be possible or practicable to continue to obtain samples of the media of choice at the most desired location or time. In these instances, suitable specific alternative media and locations may be chosen for the particular pathway in question and appropriate substitutions made within 30 days in the Radiological Environmental Monitoring Program, and submitted in the next Annual Radioactive Effluent Release Report, including a revised figure(s) and table for the ERMP reflecting the new location(s) with supporting information identifying the cause of the unavailability of samples for that pathway and justifying the selection of the new location(s) for obtaining samples.
- For the purposes of this table, a thermoluminescent dosimeter (TLD) is considered to be one phosphor. There are normally three calcium sulfate phosphors in an environmental TLD BADGE. Film badges shall not be used as dosimeters for measuring direct radiation.
- Airborne particulate sample filters shall be analyzed for gross beta radioactivity 24 hours or more after sampling to allow for radon and thoron daughter decay. If gross beta activity in air particulate samples is greater than 10 times the yearly mean of control samples, gamma isotopic analysis shall be performed on the individual samples.
- Gamma isotopic analysis means the identification and quantification of gamma-emitting radionuclides that may be attributable to the effluents from the facility.
- If broadleaf vegetation food products are unavailable, additional air sampling as specified in Table 2.1, Parts 2 & 3 will be done in the NNW (station 1S1) and SE (Station 8S2) sectors.
- The Branch Technical Position (Nov 79) states, "Any location from which milk can no longer be obtained may be dropped from the surveillance program after notifying the NRC in writing that they are no longer obtainable at that location". Although milk sampling performed at 5F2 is outside the 5-mile radius and is supplemental to the REMP, this notification should take place if 5F2 milk sampling ceases.

TABLE 2.2**Distances and Directions to Environmental Monitoring Stations**

Station Code ^(a)	Station Name	Radial Direction** (True Heading) Degrees	Radial Distance** From Plant	
			km	Miles
0S1	Exclusion Fence-Northwest Corner	320	0.16	0.1
0S2	North Gate	320	0.8	0.5
1S1	Wastewater Pond	330	0.64	0.4
2S1	Back Road-300 m North of Plant	0	0.32	0.2
3S1	Road NW of 230 kV Switchyard	23	0.64	0.4
4S1	Back Road Between Switchyards	43	0.8	0.5
5S1	500 kV Switchyard	58	0.64	0.4
5S2	Diablo Creek Weir	65	0.96	0.6
5S3	Microwave Tower Road	70	1.02	0.7
6S1	Microwave Tower	94	0.8	0.5
7S1	Overlook Road	112	0.48	0.3
8S1	Target Range	125	0.8	0.5
8S2	Southwest Site Boundary	128	1.76	1.1
8S3	DCSF 96-1 (monitor well)	145	0.52	0.33
9S1	South Cove	167	0.64	0.4
MT1	Meteorological Tower	185	0.32	0.2
DCM	Diablo Cove Marine	270	0.32	0.2
WN1	Northwest Guard Shack	290	0.32	0.2
WN2	Diablo Creek Outlet	283	0.25	0.15
1A1	Crowbar Canyon	327	2.56	1.6
1A2	Blanchard Spring	331	2.4	1.5
0B1	Point Buchon	325	5.76	3.6
1C1	Montana de Oro Campground	336	7.52	4.7
3C1	Ranch Vegetation	20	7.16	4.5
4C1	Clark Valley Gravel Pit	45	9.28	5.8
5C1	Junction Prefumo/See Canyon Roads	64	7.52	4.7
6C1	Household Garden	98	7.24	4.5
7C1	Pecho Creek Ruins (Mello Farm)	120	6.56	4.1
7C2	Rattlesnake Canyon	124	7.52	4.7
2D1	Sunnyside School	10	11.04	6.9
3D1	Clark Valley	24	9.92	6.2
4D1	Los Osos Valley Road	36	12.16	7.6
6D1	Junction See/Davis Canyon Roads	89	13.4	8.3
7D1	Avila Gate	118	10.56	6.6
7D2	Avila Beach	110	12.16	7.6
7D3	Avila Pier	120	11.0	6.9
2F1	Morro Bay (Commercial Landing)	0	17.44	10.9
5F1	SLO OEL	79	16.41	10.2
5F2	Cal Poly Farm	60	20.16	12.6
5F3	SLO County Health Department	70	20.32	12.7
7F1	Shell Beach	110	17.28	10.8

Table 2.2 (continued)

Station Code ^(a)	Station Name	Radial Direction** (True Heading) Degrees	Radial Distance** From Plant	
			km	Miles
7G1	Arroyo Grande (Kawaoka Farm)	115	26.88	16.8
7G2	Oceano Substation	118	27.68	17.3
AVA	Avila Beach (near pier)	109	11.75	7.3
CBA	Cambria Moonstone Beach	330	45.86	28.5
CYA	Cayucos Beach (near pier)	350	26.87	16.7
DY1	Drywell 115'	77	0.041	0.026
DW1	Drinking Water (Plant Potable Water Sys)	161	0.59	0.37
GW1	Groundwater Monitoring Well 1	271	0.15	0.09
GW2	Groundwater Monitoring Well 2	204	0.21	0.13
IS1-IS8	ISFSI	65	0.48	0.3
MDO	Montana de Oro (Spooners Cove)	336	7.56	4.7
OW1	Observation Well 01	336	0.07	0.046
OW2	Observation Well 02	157	0.07	0.045
OEL	Offsite Emergency Lab	79	16.41	10.2
OUT	Plant Outfall	270	0.32	0.2
PMO	Pismo Beach (near pier)	113	20.76	12.9
PON	Pacific Ocean North of Diablo Cove	305	2.4	1.5
POS	Pacific Ocean South of Diablo Cove	180	0.64	0.4
WW2	Water Well 02	70	1.02	0.63
BCM	Blanchard Farm (Cow Meat)	320	1.94	1.2
BGM	Blanchard Farm (Goat Meat)	320	1.94	1.2
BSM	Blanchard Farm (Sheep Meat)	320	1.94	1.2
HCM	Hearst Ranch (Cow Meat)	328	59.5	37
JDM	Johe Property (Deer Meat)	21	5.24	3.26

*The reference point used is the dome of Unit 1 containment.

***Station Code (XYZ):**

X - First number (0-9) represents the radial sector in which the station is located:

- | | |
|---------------------|---------------------|
| 0 - Northwest | 5 - East-northeast |
| 1 - North-northwest | 6 - East |
| 2 - North | 7 - East-southeast |
| 3 - North-northeast | 8 - Southeast |
| 4 - Northeast | 9 - South-southeast |

Y - Letter (S, A-H) represents the distance from the plant:

- S - On-site
- A - 0-2 miles from plant (but off-site)
- B - 2-4 miles from plant
- C - 4-6 miles from plant
- D - 6-8 miles from plant
- E - 8-10 miles from plant
- F - 10-15 miles from plant
- G - 15-20 miles from plant
- H - Greater than 20 miles from plant

Z - Second number represents the station number within the zone.

Table 2.2 (continued)

*Station Codes exceptions:

The following stations do not follow the coding system:

- Diablo Cove Marine (DCM)
- Meteorological Tower (MT1)
- Northwest guard shack (WN1)
- Diablo Creek outlet (WN2)
- Pacific Ocean North (PON)
- Pacific Ocean South (POS)
- Offsite Emergency Lab (OEL)
- Plant outfall (OUT)
- Drinking water (DW1)
- Water Well 02 (WW2)
- Observation Well 01 (OW1)
- Observation Well 02 (OW2)
- Drywell 115 (DY1)
- Avila Beach (AVA)
- Groundwater Monitoring Well 1 (GW1)
- Groundwater Monitoring Well 2 (GW2)
- Montana de Oro (MDO)
- Pismo Beach (PMO)
- Cayucos Beach (CYA)
- Cambria Moonstone Beach (CBA)
- Blanchard Cow Meat (BCM)
- Blanchard Goat Meat (BGM)
- Blanchard Sheep Meat (BSM)
- Hearst Ranch Cow Meat (HCM)
- Johe Deer Meat (JDM)
- Johe Pig Meat (JPM)
- Andre Cow Meat (ACM)
- Andre Deer Meat (ADM)
- Andre Pig Meat (APM)
- ISFSI TLDs (IS1 – IS8)

TABLE 2.3:
Detection Capabilities for Environmental Sample Analysis ⁽¹⁾⁽²⁾
Lower Limits of Detection (LLD) ⁽³⁾

Analysis	Water (pCi/L)	Airborne Particulate or Gases (pCi/m³)	Fish (pCi/kg, wet)	Milk (pCi/L)	Food Products (pCi/kg, wet)	Sediment (pCi/kg, dry)
Gross beta	4	0.01				
H-3	400					
Mn-54	15		130			
Fe-59	30		260			
Co-58, 60	15		130			
Zn-65	30		260			
Zr-Nb-95	15					
Total Sr89/90	1			1	500	2,000
I-131	1*	0.07		1	60	
Cs-134	15	0.05	130	15	60	150
Cs-137	18	0.06	150	18	80	180
Ba-La-140	15			15		

Table Notations

- (1) This list does not mean that only these nuclides are to be considered. Other peaks that are identifiable, together with those of the above nuclides, shall also be analyzed and reported in the Annual Radiological Environmental Operating Report.
- (2) Required detection capabilities for thermoluminescent dosimeters used for environmental measurements shall be in accordance with the recommendations of Regulatory Guide 4.13, Revision 1, July 1977.
- (3) The LLD is defined, for purposes of these specifications, as the smallest concentration of radioactive material in a sample that will yield a net count, above system background, that will be detected with 95 percent probability with only 5 percent probability of falsely concluding that a blank observation represents a "real" signal.

* If no drinking water pathway exists, a value of 15 pCi/L may be used.

TABLE 2.3 (Continued)

Table Notations

For a particular measurement system, which may include radiochemical separation:

$$\text{LLD} = \frac{4.66s_b}{E \times V \times 2.22 \times Y \times \exp(-\lambda t)}$$

Where:

- LLD = the "a priori" the lower limit of detection as defined above (as pCi per unit mass or volume)
- S_b = the standard deviation of the background counting rate or of the counting rate of a blank sample as appropriate (as counts per minute)
- E = the counting efficiency (as counts per transformation)
- V = the sample size (in units of mass or volume)
- 2.22 = the number of transformations per minute per pico-curie
- Y = the fractional radiochemical yield (when applicable)
- λ = the radioactive decay constant for the particular radionuclide
- t = the elapsed time between sample collection (or end of the sample collection period) and time of counting

The value of S_b used in the calculation of the LLD for a detection system will be based on the actual observed variance of the background counting rate or of the counting rate of the blank samples (as appropriate) rather than on an unverified theoretically predicted variance. In calculating the LLD for a radionuclide determined by gamma-ray spectrometry, the background will include the typical contributions of other radionuclides normally present in the samples (e.g., potassium-40 in milk samples). Analyses will be performed in such a manner that the stated LLDs will be achieved under routine conditions. Occasionally background fluctuations, unavoidably small sample sizes, the presence of interfering nuclides, or other uncontrollable circumstances may render these LLDs unachievable. In such cases, the contributing factors will be identified and described in the Annual Environmental Radiological Operating Report.

Typical values of E, V, Y and t should be used in the calculation. It should be recognized that the LLD is defined as a priori (before the fact) limit representing the capability of a measurement system and not as a posteriori (after the fact) limit for a particular measurement.

TABLE 2.4: Reporting Levels for Radioactivity Concentrations in Environmental Samples

Analysis	Water (pCi/L)	Airborne Particulate or Gases (pCi/m ³)	Fish (pCi/kg, wet)	Milk (pCi/L)	Food Products (pCi/kg, wet)
H-3	* 20,000				
Mn-54	1,000		30,000		
Fe-59	400		10,000		
Co-58	1,000		30,000		
Co-60	300		10,000		
Zn-65	300		20,000		
Sr-89	20				
Sr/Y-90	8				
Zr-Nb-95	400				
I-131	** 2	0.9		3	100
Cs-134	30	10	1,000	60	1,000
Cs-137	50	20	2,000	70	2,000
Ba-La-140	200			300	

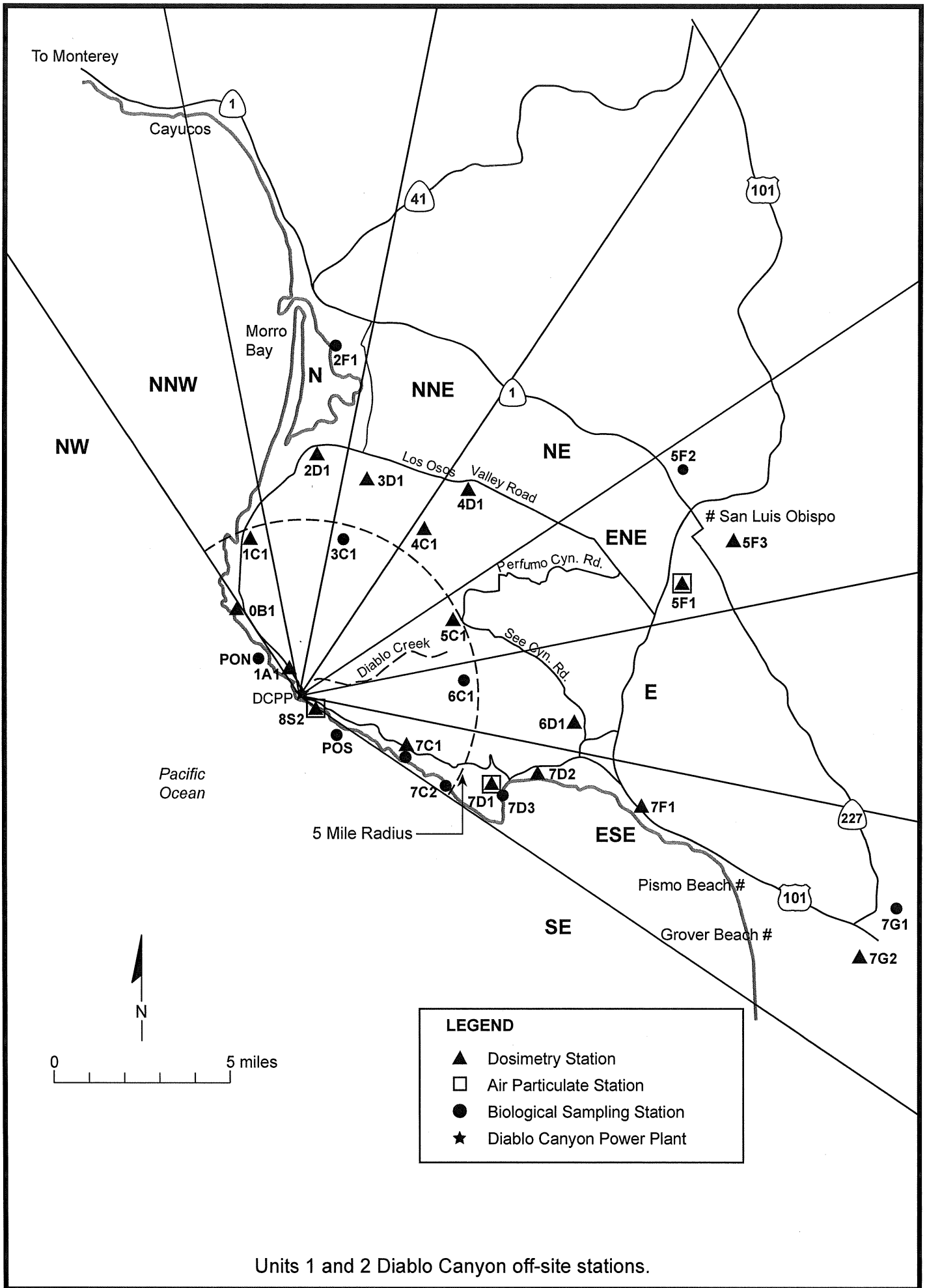
* For drinking water samples. This is the 40 CFR 141 value. If no drinking water pathway exists, a value of 30,000 pCi/L may be used.

** If no drinking water pathway exists, a value of 20 pCi/L may be used

This page intentionally left blank.

Figure 2.1- Diablo Canyon Off-site Stations

This page intentionally left blank.

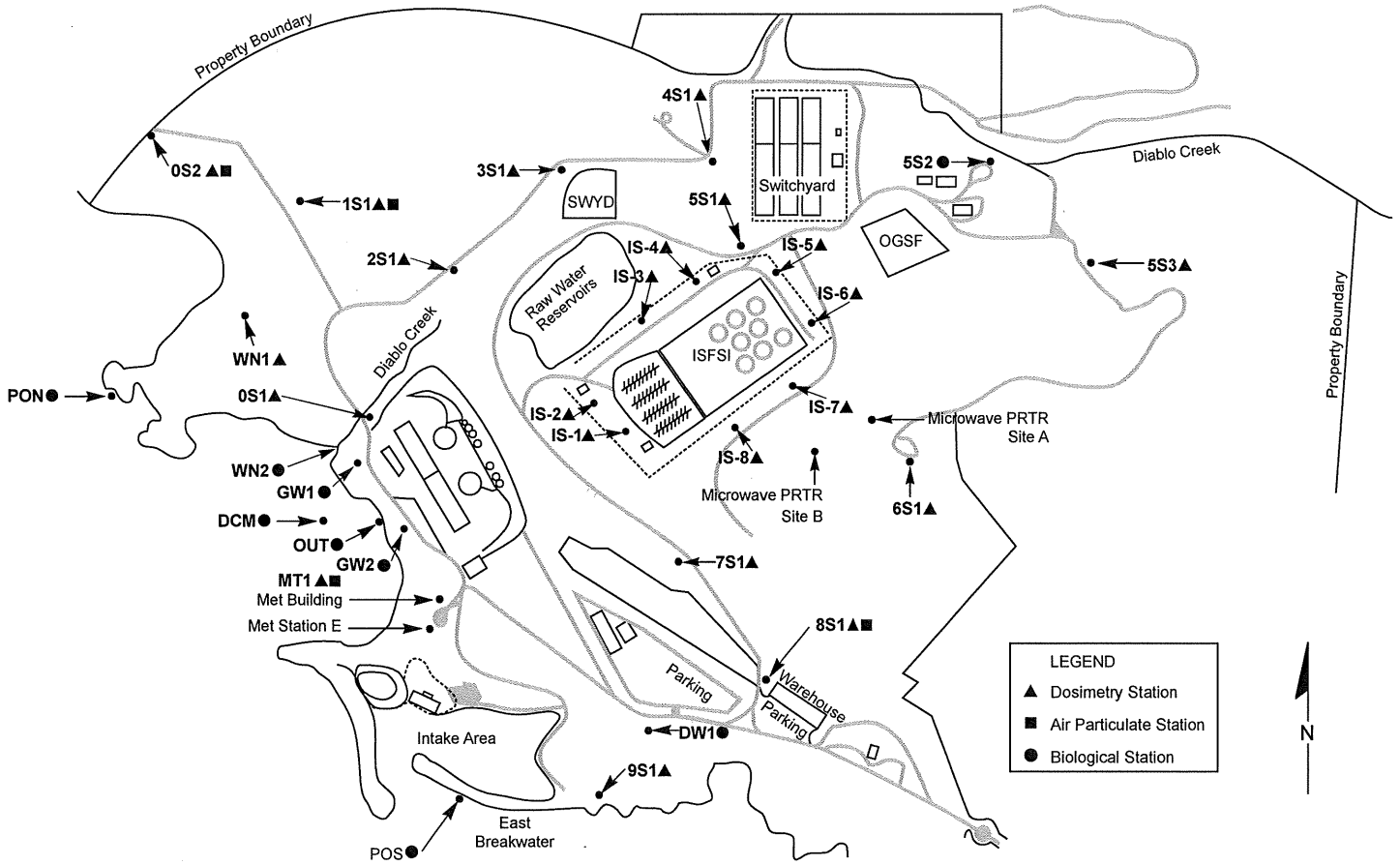


Units 1 and 2 Diablo Canyon off-site stations.

This page intentionally left blank

Figure 2.2- Diablo Canyon On-site Stations

This page intentionally left blank

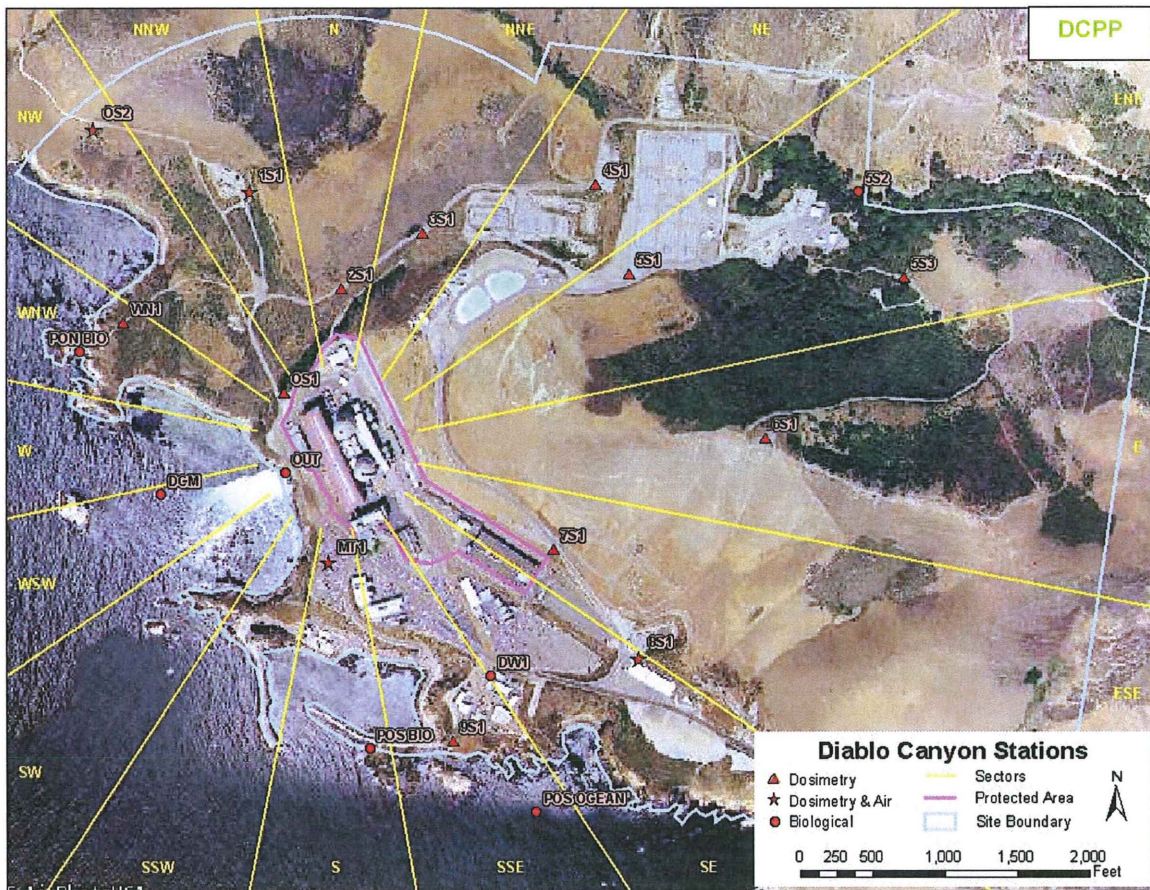


DCPP Onsite ERMP Stations

This page intentionally left blank

Figure 2.3- Diablo Canyon Station Locations

This page intentionally left blank



This page intentionally left blank

3.0 RADIOLOGICAL DATA-SUMMARY OF TABLES

This section summarizes the analytical results of the environmental samples, which were collected during the monitoring period. The results, shown in Appendix A, are presented in a format similar to that prescribed in the NRC's Radiological Assessment Branch Technical Position on Environmental Monitoring. The results are ordered by sample media type and then by radionuclide.

Each table is nuclide specific, and the total number of analyses for that radionuclide during the monitoring period, are provided. Additionally, the number of measurements which exceeded the Reporting Levels (NRC Notification Level) found in Table 2.4 of this report are provided. The first column lists the matrix or pathway sampled during the period. The second column lists the nuclides analyzed and number of samples performed. The third column provides the required a-priori Lower Limit of Detection (LLD) for radionuclides that have detection capability requirements as specified in Table 2.3 of this report. The fourth, fifth, and sixth columns contain the mean and average results for locations. The seventh column contains the number for reportable occurrences for the location pathway. Occasionally, the required LLD is not met. An example of this occurrence might be due to hold times between sampling and analysis. Such cases, if any, are addressed in Section 4.2 of this report.

The a-posteriori Minimum Detectable Concentration (MDC) listed for each analysis in Appendix C was used as the detection evaluation point for each sample collected in the calendar year. The MDC was calculated by the laboratory with each analysis (a-posteriori) and incorporates conditions observed at the laboratory during the analysis. This MDC value mathematically represents the lowest concentration of activity that can be detected by the laboratory with a 95% confidence level. The MDC is also understood as the concentration where there is only a 5% probability of falsely reporting a positive detection in a true blank sample. Note that the a-posteriori MDC equation used by the environmental lab is the same as the a-priori Lower Limit of Detection (LLD) equation specified in NUREG 1301.

For this report, a sample is considered to yield a "detectable measurement" when the "result" concentration exceeds the associated a-posteriori MDC value for that analysis.

Additionally, the tables of Appendix A provide the mean of all sample results analyzed for the specified radionuclide/ media type, the range, and the number of samples that were considered to have detectable activity of all the samples counted:

- The mean value consists of the average of detectable concentrations.
- The lowest and highest detected concentration values were listed
- The number of detectable measurements and the total number of measurements were listed. For example, (4/20) would indicate that 4 of the 20 samples collected, for that sample type and that radionuclide, contained detectable radioactivity.

The radionuclides reported in this section represent those that:

- had an LLD requirement in Table 2.3 of this report, or a Reporting Level listed in Table 2.4
- were of specific interest for any other reason

The radionuclides routinely analyzed and reported for a gamma spectroscopy analysis are: Ac-228, Ag-110m, Be-7, K-40, Ce-144, Co-57, Co-58, Co-60, Cr-51, I-131, Cs-134, Cs-137, Ba-140, La-140, Fe-59, Mn-54, Nb-95, Ru-103, Rh-106, Sb-124, Sb-125, Zn-65, and Zr-95.

Data from direct radiation measurements made by TLD are also provided in Appendix A in a similar format described above. Actual quarterly TLD results are listed in Appendix B.

4.0 ANALYSIS OF ENVIRONMENTAL RESULTS

4.1 REMP SAMPLING VARIANCE / DEVIATIONS

The DCCP Radiological Environmental Monitoring Program allows for deviations in the REMP sampling schedule "if samples are unobtainable due to hazardous conditions, seasonal unavailability, or malfunction of sampling equipment." Such deviations do not compromise the program's effectiveness and are normally anticipated for any radiological environmental monitoring program.

The DCCP REMP includes both required and supplemental samples. This section describes the variances with the required samples and describes some of the supplemental sampling during the year.

4.1.1 DIRECT RADIATION

There were no abnormal effects to the 2012 station environmental TLD results.

ISFSI projects completed the 2012 spent fuel loading campaign at ISFSI on 3-17-12.

4.1.2 AIRBORNE RADIOACTIVITY

The mean percent availability for all on-site and off-site air samplers was 100 percent. This means, on average, all air samplers were up and running 100 percent of the time. Less than 0.1 percent could be attributed to equipment problems, filter exchange, and calibration processes.

Actual annual percent availability for each station was as follows:

0S2 = 100 %

1S1 = 100 %

5F1 = 99.9 %

7D1 = 99.9 %

8S1 = 100 %

8S2 = 100 %

MT1 = 100 %

No air sampling lost run-time events occurred in 2012.

4.1.3 MARINE SAMPLES

All marine samples were collected as scheduled (including allowable variation).

The California Department of Fish and Game has issued regulations prohibiting the collection of abalone along the central and southern coast of California. PG&E considers it unlikely that collection of abalone will be allowed in the DCPD environs in the near future. The REMP has therefore ceased routine abalone sampling. Note that the sampling of abalone was previously performed and was supplemental to the REMP.

4.1.4 TERRESTRIAL SAMPLES

All terrestrial samples were collected as scheduled (including allowable variation) with the following exceptions:

- A vegetation sample taken on 11/15/12 from Station 3C1 was lost in shipment to the environmental lab. Station 3C1 was resampled on 12/12/12 and sent to the lab which met the fourth quarter supplemental sampling requirement for this station.
- Blanchard Sheep Meat (BSM) and Blanchard Goat Meat (BGM) were not available and were not provided by the rancher during the fourth quarter of 2012. These animals were not slaughtered. The REMP did obtain Blanchard Cow Meat (BCM) during this timeframe. These samples were supplemental.

4.1.5 OCEAN SURFACE WATER, DRINKING WATER, AND GROUNDWATER

All water samples were collected as scheduled (including allowable variation) with the following exceptions:

- Observation Well 02 (OW2) was dry during fourth quarter 2012. No monitoring well water sample could be obtained.

4.1.6 REPLICATE SAMPLES

Replicate sampling was conducted within the REMP for program strength and correlation.

Replicate samples were taken from:

- AVA - Avila Beach sand (3/22/12)
- 7C2 - Seawater (6/11/12)
- 5F2- Milk (8/21/12)
- 8S3 - Groundwater Well (12/20/12)

The results of the analyses were within expected correlation.

4.2 COMPARISON OF ACHIEVED LLDS WITH REQUIREMENTS

For each analysis having an LLD requirement, criteria for the calculated “*a-priori*” (before the fact) LLD were met during the sampling and analysis process. Meeting these process criteria satisfies the “*a-priori*” LLD requirements. The “*a-posteriori*” (after the fact) Minimum Detectable Concentration (MDC) for that analysis was also compared with the required “*a-priori*” (before the fact) LLD.

Table 2.3 of this report gives the required “*a-priori*” Lower Limits of Detection (LLDs) for environmental sample analyses required by the DCPD Radiological Environmental Monitoring Program. Occasionally an LLD is not achievable due to situations, such as hold times between sampling and analysis. In such a case, a discussion of the situation is provided.

All analyzed REMP samples met the specified “*a-priori*” LLD requirements in 2012.

4.3 COMPARISON OF RESULTS AGAINST REMP REPORTING LEVELS

NRC notification was required whenever a Reporting Level listed in Table 2.4 of this document was exceeded. Reporting Levels are the environmental concentrations that relate to the ALARA design dose objectives of 10 CFR 50, Appendix I.

It should be noted that environmental isotopic concentrations were averaged over the calendar quarter for the purposes of this comparison, and that Reporting Levels applied only to DCPD plant related effluent radioactivity. Fukushima Japan event related isotopes were not DCPD plant related effluents and therefore did not apply to those reporting levels.

No REMP Reporting Levels were exceeded during this 2012 monitoring period.

4.4 DATA ANALYSIS BY MEDIA TYPE

The REMP data for each media type is discussed below. A sample is considered to yield a “detectable measurement” when the result concentration exceeds the MDC for that analysis.

4.4.1 Direct Radiation (Environmental TLDs)

Direct radiation is continuously measured at 31 locations surrounding DCPD using Panasonic UD-814 thermo-luminescent dosimeters (TLDs). These 31 locations are made up of 29 indicator stations & 2 control stations. These dosimeters were collected every calendar quarter for processing. The preoperational and historical operating values were evaluated for adverse trends.

DCPP Environmental TLD standard quarter results were measurements of all environmental gamma radiation sources (cosmic, terrestrial, radon, etc) at each station during the deployment period. Transient and lab storage background dose contributions were subtracted prior to reporting.

The unrestricted area surrounding DCPP was sparsely inhabited out to five miles from the site (ref 2012 Land Use Census in Section 8).

The ambient direct radiation levels within the DCPP plant site boundary (approximately 800 meter radius from U-1 CTMT structure) were elevated at some locations (IS-1 thru IS-8) due to dry cask used fuel storage and an ISFSI loading campaign. ISFSI projects completed the 2012 spent fuel loading campaign at ISFSI on 3-17-12. An evaluation of direct radiation measurements and member of public occupancy times within the site boundary indicated all federal criteria for member of public dose limits (10CFR20.1301) were conservatively met. It should be noted that the following Environmental TLD locations were all within the DCPP site boundary and were not located within the unrestricted area: 0S1, 0S2, WN1, 1S1, 2S1, 3S1, 4S1, 5S1, 5S3, 6S1, 7S1, 8S1, 8S2, 9S1, MT1, and IS1 through IS8.

The first graph (provided next page) illustrated overall trending of environmental TLDs with regard to distance from the DCPP plant site. Inner ring, outer ring, special interest, and control stations were combined and averaged to obtain a single standard quarter value for each represented plot line. It should be noted that inner and outer ring TLD averages remained within and trended with pre-operational ranges. It should also be noted that ISFSI loading and the Fukushima Japan nuclear accidents had not affected these inner and outer ring trending results.

The second graph (provided next page) illustrated averaged environmental TLD results from the southeast sector (stations 8S1, 8S2) and northwest sector (stations 0S1, 0S2, 0B1). These sectors were chosen for graphical trending due to historical wind rose results for the site. The southeast and northwest sectors have contained the highest historically averaged wind directions and therefore would have the most impact on environmental TLD results.

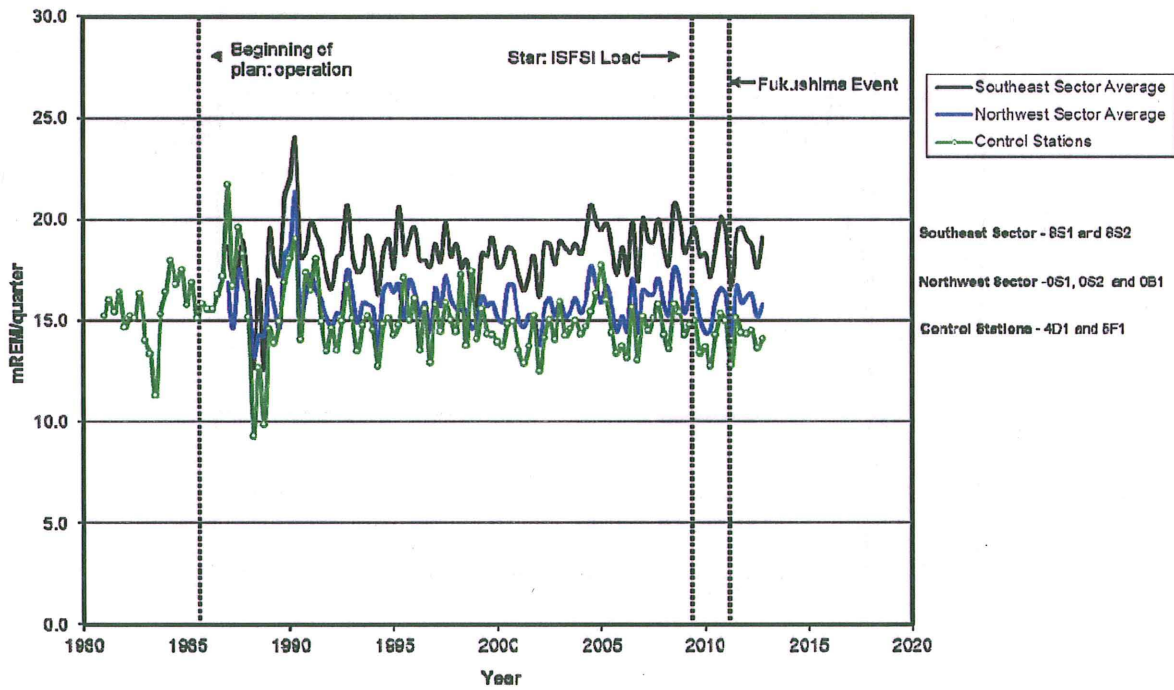
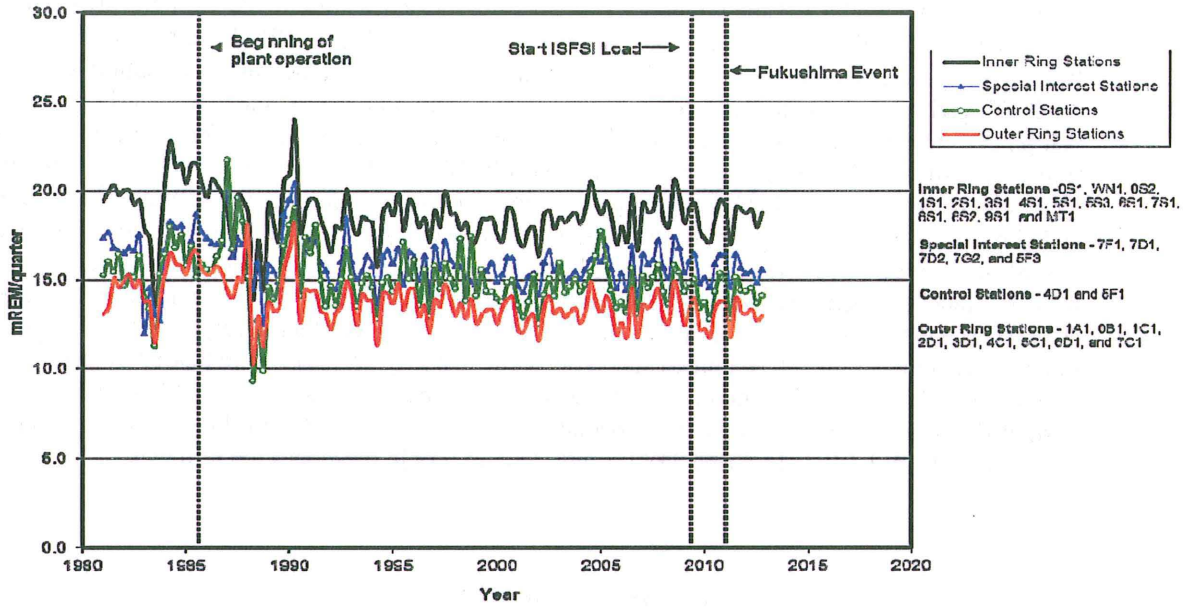
Averaged control stations (4D1, 5F1) were provided for natural background reference.

Appendix B provides individual station environmental TLD standard quarter dose results.

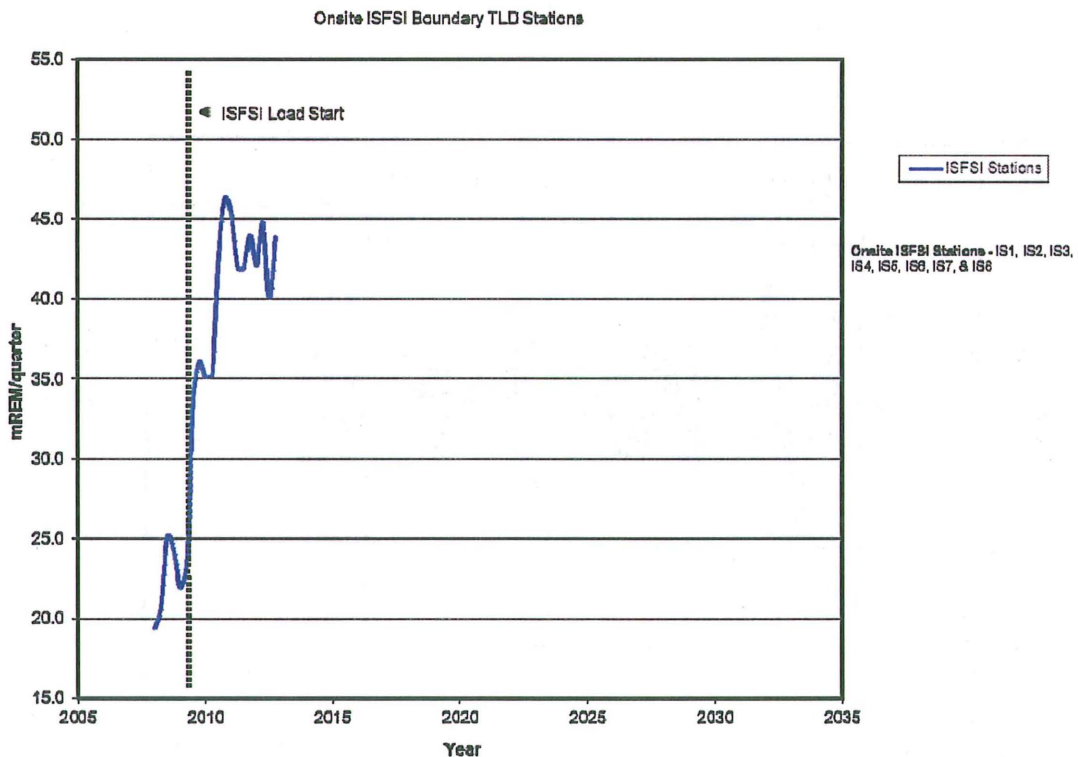
Appendix B also provides an individual station historical average along with low/high ranges from 1987 to 2011 for comparison of the 2012 data.

No adverse trends were noted in 2012 Environmental TLD monitoring.

Trending Of TLD Direct Radiation Results



Direct radiation was continuously measured at 8 stations surrounding the Independent Spent Fuel Storage Installation (ISFSI) using Panasonic UD-814 thermo-luminescent dosimeters (TLDs). These 8 stations were located directly adjacent and exterior to the ISFSI protected area, with 2 stations on each of the four sides of the ISFSI. It should be noted that these stations and the ISFSI were well within the DCPD site boundary and were not located within the unrestricted area. These dosimeters were collected every calendar quarter for readout at the DCPD TLD Lab. The first spent fuel canister was loaded onto the ISFSI pad in June 2009. The small increase in radiation levels at the ISFSI pad prior to spent fuel canister load was due to storage of Radioactive Material (RAM) equipment in seatrains at the ISFSI pad prior to an outage. These seatrains of RAM were removed prior to the first load of spent fuel canisters. In May 2010, DCPD began the second ISFSI loading of spent fuel canisters. A third ISFSI loading campaign occurred during the first quarter of 2012 and ended on 3/17/2012. The ambient direct radiation levels within the DCPD plant site boundary near the ISFSI were elevated due to dry cask used fuel storage. An evaluation of direct radiation measurements and member of public occupancy times surrounding the ISFSI indicated all federal criteria for member of public dose limits (10CFR20.1301) were conservatively met. No adverse trends were noted at the DCPD inner ring stations due to ISFSI for 2012 as indicated by the previous graphs. It should be noted that the DCPD inner ring TLD results tracked in correlation with normal Environmental TLD outer ring, special interest, and control station fluctuations. It should also be noted that DCPD inner ring TLD results remain within pre-operational ranges.



4.4.2 Airborne

Air particulate and radioiodine samples were collected weekly from six indicator stations (MT1, 0S2, 1S1, 7D1, 8S1, and 8S2) in the DCPD environs and one control station (5F1). A total of 364 air particulate filters and 364 iodine cartridges were collected and analyzed as part of the normal REMP.

Natural occurring gross beta activity was detected in every weekly air particulate sample collected from all indicator and control stations. Comparison of the data showed that the mean values of gross beta activities for the indicator stations were consistent with those obtained for the control station and historical trending. Normal background gross beta values ranged from $4.8E-3$ to $9.5E-2$ pCi/m³. The gross beta activities detected at the air sampling stations were tabulated in Appendix A.

Gamma isotopic analyses were performed on quarterly composites of the air particulate filters from each of the REMP air stations. The midpoint date of the quarter was used to label the composite. Appendix A summarized those results.

A total of 364 normal REMP weekly charcoal cartridges were analyzed for I-131. No I-131 was detected in 2012.

Appendix A summarizes overall REMP air sampling results.

Appendix C contains each air sampling station data result.

4.4.3 Drinking Water, Ocean Surface Water, and Groundwater

Drinking Water

Drinking water samples were collected from stations DW1, 5S2, WN2, 1A2, and OEL (control location). The samples were analyzed for gamma emitters, gross beta, tritium, Total Strontium 89/90, Iron-55, and Nickel-63.

No plant related radionuclides were detected in any of the 2012 drinking water samples.

The results of the drinking water samples collected from both the indicator and control stations are summarized in Appendix A and individually listed in Appendix C.

Ocean Surface Water

Ocean surface water samples were collected monthly from stations OUT, DCM, and control station 7C2. The samples were analyzed for gamma emitters, gross beta, tritium, Total Strontium 89/90, Iron-55, and Nickel-63.

No DCPD related radionuclides were detected in any of the 2012 surface water samples.

The results of the surface water samples collected from both the indicator and control stations are summarized in Appendix A and individually listed in Appendix C.

Groundwater

As part of the nuclear industry NEI 07-07 Groundwater Protection Initiative (GPI); DCPD began sampling various water sources in 2006. These sources included onsite monitoring wells (OW1, OW2, DY1, & 8S3), an aquifer well (WW2), a creek (5S2 & WN2), and a groundwater spring (1A2).

Two groundwater aquifer wells were available within the plant site boundary; Water Well 01 and Water Well 02. These wells were located about 115' above and to the east of the power block. Water Well 01 was abandoned and the well pump was inoperable. Water Well 02 was sampled quarterly and only naturally occurring isotopes were detected.

One shallow (approximately 70 feet deep) subsurface monitoring well was located southeast at approximately 0.3 miles from the power block. This monitoring well was labeled DCSF96-1 (station 8S3).

Tritium was detected in one sample of 8S3 monitoring well during fourth quarter of 2012 due to rainwater washout of gaseous tritium exiting the plant vent system (via an approved discharge path).

Cs-137 was detected in one sample of 8S3 monitoring well during fourth quarter of 2012 due to rainwater washout of Fukushima isotopes (Cs-137) during March of 2011 (ref 2011 DCPD AREOR). This 2011 Fukushima Cs-137 deposition and 30 year half-life was eventually detected in this well. The 2012 8S3 Cs-137 concentrations correlated with sampling of rain events during the March 2011 fallout event.

Stations 5S2, WN2, and 1A2 were discussed in the previous Drinking Water paragraphs.

Three shallow (approximately 37 to 73 feet deep) subsurface monitoring wells were located within the plant protected area and in close proximity to the containment structures, spent fuel pools, and auxiliary building (plant power block). These monitoring wells were labeled Observation Well 01 (OW1), Observation Well 02 (OW2), and Drywell 115 (DY1).

These monitoring wells contained low levels of tritium throughout 2012 due to rainwater washout of gaseous tritium exiting the plant vent system (via an approved effluents discharge path). These tritium concentrations were evaluated and were not due to a plant system leak or spill.

Cs-137 was detected in two samples of the DY1 monitoring well due to rainwater washout of Fukushima isotopes (Cs-137) during March of 2011 (ref 2011 DCPD AREOR). This 2011 Fukushima Cs-137 deposition and 30 year half-life was eventually detected in this well. The 2012 DY1 Cs-137 concentrations correlated with sampling of rain events during the March 2011 Fukushima fallout event.

Further reporting of these monitoring wells was provided in Section 5.2 of this report.

Two additional groundwater monitoring wells (stations GW1 and GW2) were installed along the western side of the DCPD site on December 14, 2011. DCPD REMP began sampling these new wells during the first quarter of 2012.

Tritium was detected in two quarterly samples of GW1 monitoring well during 2012 due to rainwater washout of gaseous tritium exiting the plant vent system (via an approved effluents discharge path). These tritium concentrations were evaluated and were not due to a plant system leak or spill.

Further reporting of these monitoring wells was provided in Section 5.2 of this report.

4.4.4 Ingestion

Marine Biological Samples

Fish samples were collected quarterly from stations DCM, PON, POS, 7C2 (control), and a local market (7D3 or 2F1).

Mussels were collected quarterly from stations DCM, 7C2, and POS. Mussels were collected annually from station PON (due to small mussel bed / availability at station PON).

A summary of these samples (required and supplemental) is described in Table 2.1. A summary of sample results is provided in Appendix A and individually listed in Appendix C.

Cs-137 was detected in three samples of fish (station 2F1, PON, and 7D3) most likely due to rainwater washout of Fukushima Cs-137 isotopes during March of 2011 (ref 2011 DCPD AREOR). For reference, the March 2011 Central Coast rainwater Cs-137 concentrations ranged from 2.4 pCi/Liter to 25.4 pCi/Liter due to Fukushima event fallout. This 2011 Cs-137 deposition and 30 year half-life was eventually detected in fish. The 2F1 market fish albacore tuna sample correlated with Cs-137 concentrations in albacore tuna samples obtained during the same time period in San Diego California which were scientifically attributed to the Fukushima event. Station 2F1 and PON fish samples were taken during second quarter of 2012. The station 7D3 fish sample was taken during fourth quarter 2012 and also correlated with Fukushima event or historical nuclear weapons testing fish Cs-137 concentrations.

As previously stated, another source of Cs-137 fish concentrations in San Luis Obispo County has historically been due to fallout from national atmospheric nuclear weapons testing prior to DCPD operation. DCPD REMP sampling has routinely detected Cs-137 in local fish every year or two. Those Cs-137 fish concentrations ranged from 3 pCi/kg to 14 pCi/kg historically. Considering the Cs-137 isotopic half-life of approximately 30 years, these 2012 fish concentrations were within this historical range. Many fish samples taken from locations outside the influence of DCPD also indicate Cs-137 concentrations. Therefore, the REMP attributes the fish Cs-137 concentrations to either Fukushima related or pre-1990's nuclear weapons testing fallout.

All other marine fish and mussel samples did not detect any DCPD related radionuclides during 2012.

Marine Aquatic Vegetation

Supplemental marine aquatic kelp sampling was performed quarterly at REMP sample stations DCM, PON, POS, and 7C2 (control). No DCPD related isotopes were detected in 2012.

Supplemental intertidal algae sampling was performed quarterly at REMP sample stations DCM and 7C2 (control). No DCPD related isotopes were detected in 2012.

Each sample was analyzed for gamma emitting radionuclides. A summary of the sample results is provided in Appendix A and individually listed in Appendix C.

Ocean Sediment and Recreational Beach Sampling

Ocean sediment samples were collected annually from stations DCM and 7C2. Gamma Spec, Total Strontium 89/90, Iron-55, and Nickle-63 were analyzed.

Supplemental recreational beach sand samples were collected semi-annually from stations Avila Beach (AVA), Montana de Oro Spooner's Cove (MDO), Pismo Beach near pier (PMO), Cayucos Morro Strand State Beach (CYA), and Cambria Moonstone Beach (CBA). Each sample was analyzed for gamma emitting radionuclides, Total Strontium 89/90, Iron-55, and Nickle-63.

Only natural occurring isotopes were detected in the ocean sediment and recreational beach sand samples collected for 2012.

4.4.5 Food Crops (Vegetation)

Samples of broad leaf vegetation were collected monthly (when available) from two indicator stations (7C1 and 7G1), and one control location (5F2). Samples were also collected quarterly from residence gardens at stations 3C1 and 6C1. The samples were analyzed for gamma emitting radionuclides and for Iodine-131 on edible portions.

Cs-137 was detected in 2012 vegetation samples from 3C1, 6C1, and 7G1 due to rainwater washout of Fukushima Cs-137 isotopes during March of 2011 (ref 2011 DCPD AREOR). These Cs-137 isotopes were transported to the west coast of the United States via the jet stream in March 2011. This 2011 Cs-137 deposition (along with 30 year half-life) was absorbed by plant life and the soil. DCPD REMP has routinely detected Cs-137 in plant life since March of 2011 due to this Fukushima event. Stations 3C1, 6C1, and 7G1 are not in close proximity to the plant site.

Additional 2011 Fukushima event control sampling was conducted in Atascadero, California (20 miles north of DCPD) and reported in the 2011 DCPD AREOR. Fukushima related I-131 and Cs-137 isotopes were detected in various Atascadero vegetation samples in 2011 to confirm Fukushima contribution.

A summary of the vegetation sample results are provided in Appendix A and individual results listed in Appendix C. DCPD related isotopes were not detected in vegetation.

4.4.6 Milk

There are no milking animals within 5 miles of the plant site. In cases where milk sampling is not available, the REMP permits collection of broad leaf vegetation from three sample locations in place of milk. Since broadleaf sampling is also not available in the DCPD environs, the DCPD REMP requires additional air sampling at stations 8S2 and 1S1.

Supplemental samples of milk were collected monthly from Cal Poly Farm (station 5F2). The samples were analyzed for gamma emitting radionuclides, Iodine-131, and Total Strontium 89/90. Milk samples were collected monthly from station 5F2 regardless of the availability of milk stations within 5 miles of the plant.

No DCPD related radionuclides were detected in station 5F2 milk samples during 2012.

A summary of the sample results are provided in Appendix A and individual results listed in Appendix C.

4.4.7 Meat Products

Meat products were collected quarterly (when available and provided) from landowners.

Samples of livestock meat were collected from the Blanchard Ranch in 2012. These samples were Blanchard cow meat (BCM), Blanchard sheep meat (BSM), and Blanchard goat meat (BGM).

One wild deer meat sample (station JDM) was supplied by a landowner in 2012.

Additional Fukushima event meat sampling was conducted of Hearst Ranch meat which was located approximately 37 miles north of the DCPD site. This Hearst Ranch meat was free range, grass fed beef. This new REMP station code was HCM and provided a control location far from the DCPD site (approximately 37 miles from the site).

Cs-137 was detected in these 2012 meat samples due to the Fukushima Japan nuclear accidents. These Cs-137 isotopes were transported to the west coast of the United States via the jet stream in March 2011. Vegetation uptake and subsequent digestion by the animals were the source of these Cs-137 isotopes into the meat (ref 2011 DCPD AREOR). A summary of the sample results are provided in Appendix A and individual results listed in Appendix C.

4.5 CS-137 ISOTOPIC DETECTION DUE TO THE FUKUSHIMA PREFECTURE JAPAN, DAI-ICHI NUCLEAR POWER STATION ACCIDENTS.

On March 11th, 2011 the Tohoku-Oki earthquake (magnitude 9.0 M_w) and tsunami struck the east coast of Japan. The tsunami associated with this event caused nuclear accidents at the Dai-Ichi Nuclear Power Station in Fukushima Prefecture, Japan. Isotopic releases occurred in Japan and were carried by the jet stream to the west coast of the United States in March 2011.

The DCPD REMP initiated numerous supplemental sampling in 2011 to establish Fukushima contributions to DCPD isotopic background concentrations (ref 2011 DCPD AREOR). Fukushima related isotopes were first detected by the DCPD REMP beginning on March 17th, 2011. Airborne isotopic concentrations were detected from March 17th thru April 20th of 2011. Various concentrations of I-131, I-132, Te-132, Cs-134, and Cs-137 were identified as Fukushima fallout along the Central Coast in March-April 2011. Due to the relatively short half-life of the previously mentioned isotopes; they are no longer detected in 2012 DCPD REMP sampling except for Cs-137 which has an approximate 30 year half-life.

Supplemental 2011 DCPD environmental sampling included the following (for reference):

- Capture of rain in March and April 2011 for isotopic analysis (ref 2011 DCPD AREOR).
- Additional 2011 air sampling at stations 0S2, 5F1, 7D1, and 8S1. This air sampling was conducted with additional air samplers at an increased flow rate (2.0 scfm) and increased volumes. The station samples were analyzed each week for gamma isotopic and strontium which is different than normal REMP sampling protocols (ref 2011 DCPD AREOR)
- Additional 2011 milk and vegetation sampling was conducted at station 5F2 (ref 2011 DCPD AREOR).
- Additional 2011 vegetation sampling was conducted outside the possible influence of DCPD within Atascadero, California (20 miles north of DCPD). Fescue grass, milk thistle, miner's lettuce, and acorns were sampled in Atascadero (station ATAS) to establish additional control vegetation samples (ref 2011 DCPD AREOR).
- Additional 2011 & 2012 meat control sampling was conducted outside the possible influence of DCPD at Hearst Ranch which is located 37 miles north of DCPD near San Simeon, California. Publically offered Hearst Ranch meat (station HCM) was free range, grass fed beef and provided a control for Blanchard meat (stations BCM, BSM, and BGM).

- Sticky pads (1ft by 3ft) were placed at OS2 and 5F1 in 2011 to monitor ground deposition of Fukushima isotopes. These sticky pads were pulled weekly from 3-23-11 until 5-4-11 for isotopic analysis (ref 2011 DCPD AREOR).

The above supplemental REMP environmental air, rain, vegetation, milk, meat, and sticky pad samples were obtained during 2011. These samples identified detectable concentrations of isotopes that *could* be related to operation of Diablo Canyon NPS.

The DCPD REMP detected cesium within milk, vegetation, and meat throughout 2011.

The DCPD REMP continued to detect cesium within groundwater, fish, vegetation, and meat throughout 2012.

Given the following facts, the 2012 detectable Cs-137 isotopic concentrations were not a result of Diablo Canyon Nuclear Power Station operation:

1. The quantities of radioactive airborne effluents from Diablo Canyon NPS during 2012 did not increase significantly compared to year 2010 (prior to Fukushima).
2. Prior to 2011, REMP sample results had not detected the presence of short half-life 2011 isotopes at these concentrations over the last ten years of DCPD operation (e.g. I-131, I-132, Te-132, Cs-134).
3. The 2012 Cs-137 isotopes detected correspond to timelines related to the Fukushima Prefecture Japan nuclear accidents and the jet stream deposition of those isotopes to the west coast of the United States in March 2011.
4. The 2012 Cs-137 concentrations detected within the indicator samples were also identified in the normal REMP control samples and supplemental Fukushima event 2011 sampling far from Diablo Canyon NPS.
5. These 2011 Fukushima related isotopes were also detected by other Government Agencies, Nuclear Power Sites, and Colleges across the United States in 2011.

As such, the atypical Cs-137 radionuclide detection in both indicator and control samples is credibly attributed to the trans-Pacific transport of airborne releases from Dai-Ichi, Fukushima following the March 11, 2011 Tohoku-Oki earthquake or national atmospheric nuclear weapons testing pre-1990's fallout. Cs-137 concentrations were not related to the operations of Diablo Canyon NPS. Cs-137 continues to be detected in the Central Coast environment during 2012 due to its half-life of approximately 30 years.

5.0 GROUND WATER MONITORING

Diablo Canyon is committed to improving management of situations involving inadvertent radiological releases that get into onsite groundwater that is or may be used as a source of drinking water. This commitment reflects the nuclear industry's high standard of public radiation safety and protection of the environment. Trust and confidence on the part of local communities, States, the NRC, and the public is paramount to this commitment.

Groundwater gradient studies of the DCPD ISFSI site and a general assessment of sub-regional hydro-geologic conditions indicates that groundwater (subsurface) flow beneath the Diablo Canyon power block is west toward the Pacific Ocean or northwest toward Diablo Creek. Any groundwater present beneath the DCPD power block is not used as a source of drinking water. It should be noted that this DCPD power block groundwater gradient and Diablo Creek discharge into the Pacific Ocean.

5.1 NEI 07-07 GROUNDWATER PROTECTION INITIATIVE- VOLUNTARY REPORTING

5.1.1 NEI 07-07 Objective 2.4 (b), Annual Reporting:

Document in the AREOR all on-site ground water sample results that are included in the REMP as described in the DCPD Offsite Dose Calculation Manual (ODCM).

Onsite groundwater monitoring points are described in the REMP and reported in this 2012 Annual Radiological Environmental Operating Report (AREOR) as follows:

Observation Well 01 (OW1), Observation Well 02 (OW2), Drywell 115 (DY1), DCSF96-1 (8S3), Water Well 02 (WW2), Groundwater Well 1 (GW1), Groundwater Well 2 (GW2), and Diablo Creek Outlet (WN2) were used for Groundwater Protection Initiative (GPI) data reporting and were described in 2012 DCPD AREOR Table 2.1.

A summary of the 2012 GPI monitor well sample results are summarized in Appendix A and individual results listed Appendix C.

DCPD REMP sampled all available groundwater regardless of present or future use.

The ground water beneath the DCPD power block is not used as a source of drinking water.

5.2 ADDITIONAL GROUNDWATER SAMPLING OVERVIEW:

Ground water monitoring was reported in accordance with the nuclear industry NEI 07-07 Groundwater Protection Initiative and the REMP. Concentrations of tritium were detected in three monitoring wells beneath the DCPD power block. This tritium was coming from the rain-washout of gaseous tritium exiting the plant vent system via an approved effluent discharge route. DCPD has conducted rain-washout studies to document this phenomenon. These monitoring wells consisted of French drain systems that discharge into the associated monitoring well (OW1, OW2, or DY1). Rain communicated with these French drain systems via building structure to ground interfaces. Once rain water entered the monitoring wells, the water remained stagnant until another rain event caused transport. Subsequent quarterly sampling routinely indicated consistent tritium values due to monitoring well stagnation.

DY1 routinely experienced the highest tritium rain-washout concentrations due to its close proximity to the plant vent discharge points.

OW1 was connected to subsurface groundwater flow fissures and routinely trends with rain fall.

OW2 was routinely dry or stagnant. Very little groundwater was detected in OW2.

It should be noted that hydro-geological studies of the DCPD site indicate that any groundwater (subsurface) flow beneath DCPD would flow toward the Pacific Ocean.

The specific ranges of tritium detected in these power block monitoring wells for 2012 were as follows:

- OW1 - Observation Well 01 (886 to 1,320 pCi/L) 4 of 4 samples collected for tritium analysis.
- OW2 - Observation Well 02 (1,340 to 1,510 pCi/L) 4 of 4 samples collected for tritium analysis.
- DY1 - Drywell 115 (18,000 to 19,100 pCi/L) 4 of 4 samples collected for tritium analysis.
- Cs-137 was detected in 2 of 4 DY1 samples but was attributed to 2011 Fukushima fall-out due to Cs-137 detection also in well 8S3 (outside power block influence).

No other DCPD related isotopes were detected in OW1, OW2, or DY1.

Two new down-gradient monitoring wells were added to the REMP in 2012.

Groundwater Well 1 (GW1) is located between the DCPD protected area and the cliff boundary of the Pacific Ocean. It is down gradient of Unit One power block. This well opening is located at approximately 85' above sea level and is approximately 85' deep to prevent sea water intrusion.

Groundwater Well 2 (GW2) is located between the DCPD protected area and the cliff boundary of the Pacific Ocean. It is down gradient of Unit Two power block. This well opening is located at approximately 85' above sea level and is approximately 85' deep to prevent sea water intrusion.

The specific ranges of tritium detected in GW1/GW2 monitoring wells for 2012 were as follows:

- GW1 - Groundwater Well 1 (334 to 400 pCi/L) 2 of 4 samples collected for tritium analysis. This tritium was evaluated and attributed to the rain-washout of gaseous tritium exiting the plant vent system via an approved effluent discharge route.
- GW2 - Groundwater Well 2 (non-detected) 4 of 4 samples collected for tritium analysis.

No other DCPD related isotopes were detected in GW1 or GW2.

Monitoring Well 8S3 was sampled 5 times in 2012.

- Tritium was detected once out of five samples (322 pCi/L) at 8S3. This tritium was evaluated and attributed to the rain-washout of gaseous tritium exiting the plant vent system via an approved effluent discharge route.
- Cs-137 was detected once out of five samples (2.76 pCi/L) at 8S3. This Cs-137 was attributed to 2011 Fukushima fall-out.

No other DCPD related isotopes were detected in 8S3.

All other samples of groundwater at 1A2, WW2, and WN2 did not indicate the presence of tritium or any other DCPD related isotopes (only naturally occurring radionuclides were observed).

This page intentionally left blank





- WELL ID
- WATER SURFACE ELEVATION
- LINE OF ESTIMATED POTENTIOMETRIC SURFACE



GROUNDWATER GRADIENT MAP
PACIFIC GAS AND ELECTRIC
DIABLO CANYON NUCLEAR POWER PLANT
SAN LUIS OBISPO COUNTY, CALIFORNIA

FIGURE 8
SITE LOCATION

6.0 OLD STEAM GENERATOR STORAGE FACILITY MONITORING

In accordance with the DCPD Offsite Dose Calculation Manual (ODCM), the Old Steam Generator Storage Facility (OSGSF) sumps were inspected quarterly. If water was found in the sump of a vault containing plant equipment, the expectation was to sample that sump water and dispose of the water per plant protocols via an approved discharge pathway.

For reference, the following equipment was placed into this OSGSF on the following dates:

- 3/2/08 (outage 2R14), four DCPD Unit Two (U-2) Steam Generators
- 2/14/09 (outage 1R15), four DCPD Unit One (U-1) Steam Generators
- 11/6/09 (outage 2R15), one DCPD Unit Two (U-2) Reactor (Rx) Head
- 10/23/10 (outage 1R16), one DCPD Unit One (U-1) Rx Head

As of 10/23/10, the OSGSF contains eight old Steam Generators and two old Rx Heads.

Construction repairs were made to the OSGSF in 2011 to prevent rainwater from entering the OSGSF. Specific repairs involved OSGSF vertical wall crack repairs and installation of roof gutters around the east and south side of the OSGSF. These repairs have been successful for prevention of rainwater intrusion into the OSGSF.

The OSGSF sumps were inspected quarterly in 2012 by REMP personnel.

No water was found in any OSGSF sumps during 2012 inspections.

This page intentionally left blank

7.0 CROSS CHECK PROGRAM

This page intentionally left blank



Laboratories LLC

2012 ANNUAL QUALITY ASSURANCE REPORT

FOR THE

**RADIOLOGICAL ENVIRONMENTAL
MONITORING PROGRAM (REMP)**



2012 ANNUAL QUALITY ASSURANCE REPORT

FOR THE

RADIOLOGICAL ENVIRONMENTAL

MONITORING PROGRAM (REMP)

Approved By:

Robert L. Pullano
Director, Quality Systems

February 28, 2013

Date

TABLE OF CONTENTS

1. INTRODUCTION.....5

2. QUALITY ASSURANCE PROGRAMS FOR INTER-LABORATORY, INTRA-LABORATORY AND THIRD PARTY CROSS-CHECK.....6

3. QUALITY ASSURANCE PROGRAM FOR INTERNAL AND EXTERNAL AUDITS.....7

4. PERFORMANCE EVALUATION ACCEPTANCE CRITERIA FOR ENVIRONMENTAL SAMPLE ANALYSIS8

5. PERFORMANCE EVALUATION SAMPLES8

6. QUALITY CONTROL PROGRAM FOR ENVIRONMENTAL SAMPLE ANALYSIS8

7. SUMMARY OF DATA RESULTS.....9

8. SUMMARY OF PARTICIPATION IN THE ECKERT & ZIEGLER ANALYTICS ENVIRONMENTAL CROSS-CHECK PROGRAM10

9. SUMMARY OF PARTICIPATION IN THE MAPEP MONITORING PROGRAM10

10. SUMMARY OF PARTICIPATION IN THE ERA MRAD PT PROGRAM10

11. SUMMARY OF PARTICIPATION IN THE ERA PT PROGRAM.....10

12. CORRECTIVE ACTION REQUEST AND REPORT (CARR)11

13. REFERENCES.....12

TABLE OF CONTENTS (CONTINUED)

TABLES

Table 1 2012 Radiological Proficiency Testing Results and Acceptance Criteria 13

Table 2 2012 Eckert & Ziegler Analytics Performance Evaluation Results23

Table 3 2012 Department of Energy Mixed Analyte Performance Evaluation Program (MAPEP) Results.....26

Table 4 2012 ERA Program Performance Evaluation Results30

Table 5 2012 ERA Program (MRAD) Performance Evaluation Results32

Table 6 REMP Intra-Laboratory Data Summary: Bias and Precision By Matrix.....46

Table 7 All Radiological Intra-Laboratory Data Summary: Bias and Precision By Matrix.....48

Table 8 2012 Corrective Action Report Summary.....55

FIGURES

Figure 1 Cobalt-60 Performance Evaluation Results and % Bias37

Figure 2 Cesium-137 Performance Evaluation Results and % Bias38

Figure 3 Tritium Performance Evaluation Results and % Bias39

Figure 4 Strontium-90 Performance Evaluation Results and % Bias40

Figure 5 Gross Alpha Performance Evaluation Results and % Bias.....41

Figure 6 Gross Beta Performance Evaluation Results and % Bias42

Figure 7 Iodine-131 Performance Evaluation Results and % Bias43

Figure 8 Americium-241 Performance Evaluation Results and % Bias44

Figure 9 Plutonium-238 Performance Evaluation Results and % Bias45



2012 ANNUAL QUALITY ASSURANCE REPORT FOR THE RADIOLOGICAL ENVIRONMENTAL MONITORING PROGRAM (REMP)

1. Introduction

GEL Laboratories, LLC (GEL) is a privately owned environmental laboratory dedicated to providing personalized client services of the highest quality. GEL was established as an analytical testing laboratory in 1981. Now a full service lab, our analytical divisions use state of the art equipment and methods to provide a comprehensive array of organic, inorganic, and radiochemical analyses to meet the needs of our clients.

At GEL, quality is emphasized at every level of personnel throughout the company. Management's ongoing commitment to good professional practice and to the quality of our testing services to our customers is demonstrated by their dedication of personnel and resources to develop, implement, assess, and improve our technical and management operations.

The purpose of GEL's quality assurance program is to establish policies, procedures, and processes to meet or exceed the expectations of our clients. To achieve this, all personnel that support these services to our clients are introduced to the program and policies during their initial orientation, and annually thereafter during company-wide training sessions.

GEL's primary goals are to ensure that all measurement data generated are scientifically and legally defensible, of known and acceptable quality per the data quality objectives (DQOs), and thoroughly documented to provide sound support for environmental decisions. In addition, GEL continues to ensure compliance with all contractual requirements, environmental standards, and regulations established by local, state and federal authorities.

GEL administers the QA program in accordance with the Quality Assurance Plan, GL-QS-B-001. Our Quality Systems include all quality assurance (QA) policies and quality control (QC) procedures necessary to plan, implement, and assess the work we perform. GEL's QA Program establishes a quality management system (QMS) that governs all of the activities of our organization.

This report entails the quality assurance program for the proficiency testing and environmental monitoring aspects of GEL for 2012. GEL's QA Program is designed to monitor the quality of analytical processing associated with environmental, radiobioassay, effluent (10 CFR Part 50), and waste (10 CFR Part 61) sample analysis.

This report covers the category of Radiological Environmental Monitoring Program (REMP) and includes:

- Intra-laboratory QC results analyzed during 2012.
- Inter-laboratory QC results analyzed during 2012 where known values were available.

2. Quality Assurance Programs for Inter-laboratory, Intra-laboratory and Third Party Cross-Check

In addition to internal and client audits, our laboratory participates in annual performance evaluation studies conducted by independent providers. We routinely participate in the following types of performance audits:

- Proficiency testing and other inter-laboratory comparisons
- Performance requirements necessary to retain Certifications
- Evaluation of recoveries of certified reference and in-house secondary reference materials using statistical process control data.
- Evaluation of relative percent difference between measurements through SPC data.

We also participate in a number of proficiency testing programs for federal and state agencies and as required by contracts. It is our policy that no proficiency evaluation samples be analyzed in any special manner. Our annual performance evaluation participation generally includes a combination of studies that support the following:

- US Environmental Protection Agency Discharge Monitoring Report, Quality Assurance Program (DMR-QA). Annual national program sponsored by EPA for laboratories engaged in the analysis of samples associated with the NPDES monitoring program. Participation is mandatory for all holders of NPDES permits. The permit holder must analyze for all of the parameters listed on the discharge permit. Parameters include general chemistry, metals, BOD/COD, oil and grease, ammonia, nitrates, etc.
- Department of Energy Mixed Analyte Performance Evaluation Program (MAPEP). A semiannual program developed by DOE in support of DOE contractors performing waste analyses. Participation is required for all laboratories that perform environmental analytical measurements in support of environmental management activities. This program includes radioactive isotopes in water, soil, vegetation and air filters.
- ERA's MRAD-Multimedia Radiochemistry Proficiency test program. This program is for labs seeking certification for radionuclides in wastewater and solid waste. The program is conducted in strict compliance with USEPA National Standards for Water Proficiency study.
- ERA's InterLaB RadCheM Proficiency Testing Program for radiological analyses. This program completes the process of replacing the USEPA EMSL-LV Nuclear Radiation Assessment Division program discontinued in 1998. Laboratories seeking certification for radionuclide analysis in drinking water also use the study. This program is conducted in strict compliance with the USEPA National Standards for Water Proficiency Testing Studies. This program encompasses Uranium by EPA method 200.8 (for drinking water certification in Florida/Primary NELAP), gamma emitters, Gross Alpha/Beta, Iodine-131, naturally occurring radioactive isotopes, Strontium-89/90, and Tritium.

- ERA's Water Pollution (WP) biannual program for waste methodologies includes parameters for both organic and inorganic analytes.
- ERA's Water Supply (WS) biannual program for drinking water methodologies includes parameters for organic and inorganic analytes.
- Environmental Cross-Check Program administered by Eckert & Ziegler Analytics, Inc. This program encompasses radionuclides in water, soil, milk, naturally occurring radioactive isotopes in soil and air filters.

GEL procures single-blind performance evaluation samples from Eckert & Ziegler Analytics to verify the analysis of sample matrices processed at GEL. Samples are received on a quarterly basis. GEL's Third-Party Cross-Check Program provides environmental matrices encountered in a typical nuclear utility REMP. The Third-Party Cross-Check Program is intended to meet or exceed the inter-laboratory comparison program requirements discussed in NRC Regulatory Guide 4.15, revision 1. Once performance evaluation samples have been prepared in accordance with the instructions provided by the PT provider, samples are managed and analyzed in the same manner as environmental samples from GEL's clients.

3. Quality Assurance Program for Internal and External Audits

During each annual reporting period, at least one internal assessment of each area of the laboratory is conducted in accordance with the pre-established schedule from Standard Operating Procedure for the Conduct of Quality Audits, GL-QS-E-001. The annual internal audit plan is reviewed for adequacy and includes the scheduled frequency and scope of quality control actions necessary to GEL's QA program. Internal audits are conducted at least annually in accordance with a schedule approved by the Quality Systems Director. Supplier audits are contingent upon the categorization of the supplier, and may or may not be conducted prior to the use of a supplier or subcontractor. Type I suppliers and subcontractors, regardless of how they were initially qualified, are re-evaluated at least once every three years.

In addition, prospective customers audit GEL during pre-contract audits. GEL hosts several external audits each year for both our clients and other programs. These programs include environmental monitoring, waste characterization, and radiobioassay. The following list of programs may audit GEL at least annually or up to every three years depending on the program.

- NELAC, National Environmental Laboratory Accreditation Program
- DOECAP, U.S. Department of Energy Consolidated Audit Program
- DOELAP, U.S. Department of Energy Laboratory Accreditation Program
- DOE QSAS, U.S. Department of Energy, Quality Systems for Analytical Services
- ISO/IEC 17025
- A2LA, American Association for Laboratory Accreditation
- DOD ELAP, US Department of Defense Environmental Accreditation Program
- NUPIC, Nuclear Procurement Issues Committee
- South Carolina Department of Health and Environmental Control (SC DHEC)

The annual radiochemistry laboratory internal audit (12-RAD-001) was conducted in March 2012. Two (2) findings, three (3) observations, and three (3) recommendations resulted from this

assessment. In May, 2012, each finding was closed and appropriate laboratory staff addressed each observation and recommendation.

The Nuclear Procurement Issues Committee (NUPIC) follow up verification audit was conducted on October 16, 2012 through October 17, 2012. This Duke Energy/NUPIC QA audit was performed to verify that the six audit findings identified in the 2011 NUPIC audit had been successfully implemented.

The audit confirmed that the actions taken to the six findings have been adequately addressed by GEL. The Audit Report # 22837-A for Supplier Number 5644 has been posted on the NUPIC website.

4. Performance Evaluation Acceptance Criteria for Environmental Sample Analysis

GEL utilized an acceptance protocol based upon two performance models. For those inter-laboratory programs that already have established performance criteria for bias (i.e., MAPEP, and ERA/ELAP), GEL will utilize the criteria for the specific program. For intra-laboratory or third party quality control programs that do not have a specific acceptance criteria (i.e. the Eckert-Ziegler Analytics Environmental Cross-check Program), results will be evaluated in accordance with GEL's internal acceptance criteria.

5. Performance Evaluation Samples

Performance Evaluation (PE) results and internal quality control sample results are evaluated in accordance with GEL acceptance criteria. The first criterion concerns bias, which is defined as the deviation of any one result from the known value. The second criterion concerns precision, which deals with the ability of the measurement to be replicated by comparison of an individual result with the mean of all results for a given sample set.

At GEL, we also evaluate our analytical performance on a regular basis through statistical process control (SPC) acceptance criteria. Where feasible, this criterion is applied to both measures of precision and accuracy and is specific to sample matrix. We establish environmental process control limits at least annually.

For Radiochemistry analysis, quality control evaluation is based on static limits rather than those that are statistically derived. Our current process control limits are maintained in GEL's AlphaLIMS. We also measure precision with matrix duplicates and/or matrix spike duplicates. The upper and lower control limits (UCL and LCL respectively) for precision are plus or minus three times the standard deviation from the mean of a series of relative percent differences. The static precision criteria for radiochemical analyses are 0 - 20%, for activity levels exceeding the contract required detection limit (CRDL).

6. Quality Control Program for Environmental Sample Analysis

GEL's internal QA Program is designed to include QC functions such as instrumentation calibration checks (to insure proper instrument response), blank samples, instrumentation backgrounds, duplicates, as well as overall staff qualification analyses and statistical process controls. Both quality control and qualification analyses samples are used to be as similar as the matrix type of those samples submitted for analysis by the various laboratory clients. These performance test samples (or performance evaluation samples) are either actual sample

submitted in duplicate in order to evaluate the precision of laboratory measurements, or fortified blank samples, which have been given a known quantity of a radioisotope that is in the interest to GEL's clients.

Accuracy (or Bias) is measured through laboratory control samples and/or matrix spikes, as well as surrogates and internal standards. The UCLs and LCLs for accuracy are plus or minus three times the standard deviation from the mean of a series of recoveries. The static limit for radiochemical analyses is 75 - 125%. Specific instructions for out-of-control situations are provided in the applicable analytical SOP.

GEL's Laboratory Control Standard (LCS) is an aliquot of reagent water or other blank matrix to which known quantities of the method analytes are added in the laboratory. The LCS is analyzed exactly like a sample, and its purpose is to determine whether the methodology is in control, and whether the laboratory is capable of making accurate and precise measurements. Some methods may refer to these samples as Laboratory Fortified Blanks (LFB). The requirement for recovery is between 75 and 125% for radiological analyses excluding drinking water matrix.

$$\text{Bias (\%)} = \frac{\text{(observed concentration)}}{\text{(known concentration)}} * 100 \%$$

Precision is a data quality indicator of the agreement between measurements of the same property, obtained under similar conditions, and how well they conform to themselves. Precision is usually expressed as standard deviation, variance or range in either absolute or relative (percentage) terms.

GEL's laboratory duplicate (DUP or LCSD) is an aliquot of a sample taken from the same container and processed in the same manner under identical laboratory conditions. The aliquot is analyzed independently from the parent sample and the results are compared to measure precision and accuracy.

If a sample duplicate is analyzed, it will be reported as Relative Percent Difference (RPD). The RPD must be 20 percent or less, if both samples are greater than 5 times the MDC. If both results are less than 5 times MDC, then the RPD must be equal to or less than 100%. If one result is above the MDC and the other is below the MDC, then the RPD can be calculated using the MDC for the result of the one below the MDC. The RPD must be 100% or less. In the situation where both results are above the MDC but one result is greater than 5 times the MDC and the other is less than 5 times the MDC, the RPD must be less than or equal to 20%. If both results are below MDC, then the limits on % RPD are not applicable.

$$\text{Difference (\%)} = \frac{\text{(high duplicate result - low duplicate result)}}{\text{(average of results)}} * 100 \%$$

7. Summary of Data Results

During 2012, forty-three (43) radioisotopes associated with seven (7) matrix types were analyzed under GEL's Performance Evaluation program in participation with ERA, MAPEP, and Eckert & Ziegler Analytics. Matrix types were representative of client analyses performed during 2012. Of the four hundred forty-four (444) total results reported, 98% (433 of 444) were found to be acceptable. The list below contains the type of matrix evaluated by GEL.



- Air Filter
- Cartridge
- Water
- Milk
- Soil
- Liquid
- Vegetation

Graphs are provided in Figures 1-9 of this report to allow for the evaluation of trends or biases. These graphs include radioisotopes Cobalt-60, Cesium-137, Tritium, Strontium-90, Gross Alpha, Gross Beta, Iodine-131, Americium-241, and Plutonium-238.

8. Summary of Participation in the Eckert & Ziegler Analytics Environmental Cross-Check Program

Eckert & Ziegler Analytics provided samples for ninety-two (92) individual environmental analyses. The accuracy of each result reported to Eckert & Ziegler Analytics, Inc. is measured by the ratio of GEL's result to the known value. All results fell within GEL's acceptance criteria (100%).

9. Summary of Participation in the MAPEP Monitoring Program

MAPEP Series 25, 26 and 27 were analyzed by the laboratory. Of the one hundred twenty-nine (129) analyses, 94% (121 out of 129) of all results fell within the PT provider's acceptance criteria. Eight analytical failures occurred: Cobalt-57 in soil, Uranium-234/235 in filter, Strontium-90 in vegetation, Uranium 234/235 in vegetation, Strontium-90 in soil, Uranium-234/235 in filter, Uranium-238 in filter and Gross Alpha in Filter.

For the corrective actions associated with MAPEP Series 26 and 27, refer to CARR120711-694, CARR120711-698, CARR121127-742, CARR121127-743, and CARR121127-744 please see Table 8.

10. Summary of Participation in the ERA MRaD PT Program

The ERA MRaD program provided samples (MRAD-16 and MRAD-17) for one hundred seventy-nine individual environmental analyses. All results (100%) fell within the PT provider's acceptance criteria.

11. Summary of Participation in the ERA PT Program

The ERA program provided samples (RAD-88, RAD-89, RAD-90 and RAD-91) for forty-four (44) individual environmental analyses. Of the 44 analyses, 93% (41 out of 44) of all results fell within the PT provider's acceptance criteria. Three analytical failures occurred: Barium-133 in water, Zinc-65 in soil, and I-131 in water.

For the corrective actions associated with RAD-88, and RAD-90, refer to corrective actions CARR120306-667 and CARR120831-715 (Table 8).



12. Corrective Action Request and Report (CARR)

There are two categories of corrective action at GEL. One is corrective action implemented at the analytical and data review level in accordance with the analytical SOP. The other is formal corrective action documented by the Quality Systems Team in accordance with GL-QS-E-002. A formal corrective action is initiated when a nonconformance reoccurs or is so significant that permanent elimination or prevention of the problem is required. Formal corrective action investigations include root cause analysis.

GEL includes quality requirements in most analytical standard operating procedures to ensure that data are reported only if the quality control criteria are met or the quality control measures that did not meet the acceptance criteria are documented. A formal corrective action is implemented according to GL-QS-E-002 for Conducting Corrective/Preventive Action and Identifying Opportunities for Improvement. Recording and documentation is performed following guidelines stated in GL-QS-E-012 for Client NCR Database Operation.

Any employee at GEL can identify and report a nonconformance and request that corrective action be taken. Any GEL employee can participate on a corrective action team as requested by the QS team or Group Leaders. The steps for conducting corrective action are detailed in GL-QS-E-002. In the event that correctness or validity of the laboratory's test results in doubt, the laboratory will take corrective action. If investigations show that the results have been impacted, affected clients will be informed of the issue in writing within five (5) calendar days of the discovery.

Table 8 provides the status of CARRs for radiological performance testing during 2012. **It has been determined that causes of the failures did not impact any data reported to our clients.**

13. References

1. GEL Quality Assurance Plan, GL-QS-B-001
2. GEL Standard Operating Procedure for the Conduct of Quality Audits, GL-QS-E-001
3. GEL Standard Operating Procedure for Conducting Corrective/Preventive Action and Identifying Opportunities for Improvement, GL-QS-E-002
4. GEL Standard Operating Procedure for AlphaLIMS Documentation of Nonconformance Reporting and Dispositioning and Control of Nonconforming Items, GL-QS-E-004
5. GEL Standard Operating Procedure for Handling Proficiency Evaluation Samples, GL-QS-E-013
6. GEL Standard Operating Procedure for Quality Assurance Measurement Calculations and Processes, GL-QS-E-014
7. 40 CFR Part 136 Guidelines Establishing Test Procedures for the Analysis of Pollutants
8. ISO/IEC 17025-2005, General Requirements for the Competence of Testing and Calibration Laboratories
9. ANSI/ASQC E4-1994, Specifications and Guidelines for Quality Systems for Environmental Data Collection and Environmental Technology Programs, American National Standard
10. 2003 NELAC Standard, National Environmental Laboratory Accreditation Program
11. MARLAP, Multi-Agency Radiological Laboratory Analytical Protocols
12. 10 CFR Part 21, Reporting of Defects and Noncompliance
13. 10 CFR Part 50 Appendix B, Quality Assurance Criteria for Nuclear Power Plants and Fuel Reprocessing Plants
14. 10 CFR Part 61, Licensing Requirements for Land Disposal and Radioactive Waste
15. NRC REG Guide 4.15 and NRC REG Guide 4.8



TABLE 1
2012 RADIOLOGICAL PROFICIENCY TESTING RESULTS AND ACCEPTANCE CRITERIA

PT Provider	Quarter / Year	Analytical Date	Sample Number	Sample Media	Unit	Analyte / Nuclide	GEL Value	Known value	Acceptance Range/ Ratio	Evaluation
ERA	1 st /2012	03/06/12	RAD - 88	Water	pCi/L	Barium-133	58.2	57.1	47.3-63.0	Acceptable
ERA	1 st /2012	03/06/12	RAD - 88	Water	pCi/L	Cesium-134	63.5	64	52.0-70.4	Acceptable
ERA	1 st /2012	03/06/12	RAD - 88	Water	pCi/L	Cesium-137	89.5	91.2	82.1-103	Acceptable
ERA	1 st /2012	03/06/12	RAD - 88	Water	pCi/L	Cobalt-60	49.5	48.9	44.0-56.4	Acceptable
ERA	1 st /2012	03/06/12	RAD - 88	Water	pCi/L	Zinc-65	75	71.8	64.2-86.7	Acceptable
ERA	1 st /2012	03/06/12	RAD - 88	Water	pCi/L	Gross Alpha	31.0	35.7	18.4-45.9	Acceptable
ERA	1 st /2012	03/06/12	RAD - 88	Water	pCi/L	Gross Beta	27.3	28.8	18.3-36.6	Acceptable
ERA	1 st /2012	03/06/12	RAD - 88	Water	pCi/L	Gross Alpha	29.8	35.7	18.4-45.9	Acceptable
ERA	1 st /2012	03/06/12	RAD - 88	Water	pCi/L	Radium-226	8.89	8.73	6.55-10.2	Acceptable
ERA	1 st /2012	03/06/12	RAD - 88	Water	pCi/L	Radium-228	5.9	5.78	3.53-7.60	Acceptable
ERA	1 st /2012	03/06/12	RAD - 88	Water	pCi/L	Uranium (Nat)	31.6	32.5	26.2-36.3	Acceptable
ERA	1 st /2012	03/06/12	RAD - 88	Water	ug/L	Uranium (Nat) mass	49.9	47.5	38.3-53.1	Acceptable
ERA	1 st /2012	03/06/12	RAD - 88	Water	pCi/L	Radium-226	8.80	8.73	6.55-10.2	Acceptable
ERA	1 st /2012	03/06/12	RAD - 88	Water	pCi/L	Radium-228	4.8	5.78	3.53-7.60	Acceptable
ERA	1 st /2012	03/06/12	RAD - 88	Water	pCi/L	Uranium (Nat)	27.6	32.5	26.2-36.3	Acceptable
ERA	1 st /2012	03/06/12	RAD - 88	Water	ug/L	Uranium (Nat) mass	41.2	47.5	38.3-53.1	Acceptable
ERA	1 st /2012	03/06/12	RAD - 88	Water	pCi/L	Tritium	16200	19200	16800-21100	Not Acceptable
ERA	1 st /2012	03/06/12	RAD - 88	Water	pCi/L	Strontium-89	38.4	42.5	32.7-49.6	Acceptable
ERA	1 st /2012	03/06/12	RAD - 88	Water	pCi/L	Strontium-90	23.5	24.2	17.4-28.3	Acceptable
ERA	1 st /2012	03/06/12	RAD - 88	Water	pCi/L	Strontium-89	42.2	42.5	32.7-49.6	Acceptable
ERA	1 st /2012	03/06/12	RAD - 88	Water	pCi/L	Strontium-90	24.2	24.2	17.4-28.3	Acceptable
ERA	1 st /2012	03/06/12	RAD - 88	Water	pCi/L	Iodine-131	28.4	25.7	21.3-30.3	Acceptable
ERA	1 st /2012	03/06/12	RAD - 88	Water	pCi/L	Iodine-131	28.4	25.7	21.3-30.3	Acceptable
EZA	1 st /2012	02/08/12	E8197-278	Cartridge	pCi	Iodine-131	9.52E+01	8.92E+01	1.07	Acceptable
EZA	1 st /2012	02/08/12	E8197-278	Milk	pCi/L	Strontium-89	8.78E+01	8.96E+01	0.98	Acceptable
EZA	1 st /2012	02/08/12	E8197-278	Milk	pCi/L	Strontium-90	1.51E+01	1.48E+01	1.02	Acceptable
EZA	1 st /2012	02/08/12	E8197-278	Milk	pCi/L	Iodine-131	9.36E+01	9.02E+01	1.04	Acceptable
EZA	1 st /2012	02/08/12	E8197-278	Milk	pCi/L	Chromium-51	5.53E+02	5.66E+02	0.98	Acceptable
EZA	1 st /2012	02/08/12	E8197-278	Milk	pCi/L	Cesium-134	1.59E+02	1.71E+02	0.93	Acceptable
EZA	1 st /2012	02/08/12	E8197-278	Milk	pCi/L	Cesium-137	2.27E+02	2.10E+02	1.08	Acceptable
EZA	1 st /2012	02/08/12	E8197-278	Milk	pCi/L	Cobalt-58	2.18E+02	2.21E+02	0.99	Acceptable
EZA	1 st /2012	02/08/12	E8197-278	Milk	pCi/L	Manganese-54	2.52E+02	2.41E+02	1.05	Acceptable
EZA	1 st /2012	02/08/12	E8197-278	Milk	pCi/L	Iron-59	1.90E+02	1.83E+02	1.04	Acceptable
EZA	1 st /2012	02/08/12	E8197-278	Milk	pCi/L	Zinc-65	3.19E+02	2.91E+02	1.09	Acceptable
EZA	1 st /2012	02/08/12	E8197-278	Milk	pCi/L	Cobalt-60	2.82E+02	2.70E+02	1.04	Acceptable
EZA	1 st /2012	02/08/12	E8197-278	Milk	pCi/L	Cesium-141	1.00E+01	Not spiked	None	Acceptable
EZA	1 st /2012	02/08/12	E8197-278	Water	pCi/L	Iodine-131	8.44E+01	8.87E+01	0.95	Acceptable
EZA	1 st /2012	02/08/12	E8197-278	Water	pCi/L	Chromium-51	5.32E+02	5.66E+02	0.94	Acceptable
EZA	1 st /2012	02/08/12	E8197-278	Water	pCi/L	Cesium-134	1.56E+02	1.71E+02	0.91	Acceptable



EZA	1st/2012	02/08/12	E8197-278	Water	pCi/L	Cesium-137	2.06E+02	2.10E+02	0.98	Acceptable
EZA	1st/2012	02/08/12	E8197-278	Water	pCi/L	Cobalt-58	2.02E+02	2.21E+02	0.92	Acceptable
EZA	1st/2012	02/08/12	E8197-278	Water	pCi/L	Manganese-54	2.50E+02	2.41E+02	1.04	Acceptable
EZA	1st/2012	02/08/12	E8197-278	Water	pCi/L	Iron-59	1.81E+02	1.83E+02	0.99	Acceptable
EZA	1st/2012	02/08/12	E8197-278	Water	pCi/L	Zinc-65	2.95E+02	2.91E+02	1.01	Acceptable
EZA	1st/2012	02/08/12	E8197-278	Water	pCi/L	Cobalt-60	2.58E+02	2.70E+02	0.96	Acceptable
EZA	1st/2012	02/08/12	E8197-278	Water	pCi/L	Cesium-141	-9.60E+01	Not spiked	None	Acceptable
EZA	1st/2012	03/15/12	E10043	Water	pCi/L	Iodine-131	1.01E+02	9.38E-01	1.08	Acceptable
EZA	1st/2012	03/15/12	E10043	Water	pCi/L	Cerium-141	2.64E+00	2.60E+00	1.01	Acceptable
EZA	1st/2012	03/15/12	E10043	Water	pCi/L	Chromium-51	3.34E+02	3.09E+02	1.08	Acceptable
EZA	1st/2012	03/15/12	E10043	Water	pCi/L	Cesium-134	9.90E-01	1.13E+02	0.94	Acceptable
EZA	1st/2012	03/15/12	E10043	Water	pCi/L	Cesium-137	1.26E+02	1.13E+02	1.12	Acceptable
EZA	1st/2012	03/15/12	E10043	Water	pCi/L	Cobalt-58	9.55E-01	9.34E-01	1.02	Acceptable
EZA	1st/2012	03/15/12	E10043	Water	pCi/L	Manganese-54	1.49E+02	1.38E+02	1.08	Acceptable
EZA	1st/2012	03/15/12	E10043	Water	pCi/L	Iron-59	1.40E+02	1.19E+02	1.18	Acceptable
EZA	1st/2012	03/15/12	E10043	Water	pCi/L	Zinc-65	2.58E+02	2.35E+02	1.1	Acceptable
EZA	1st/2012	03/15/12	E10043	Water	pCi/L	Cobalt-60	2.14E+02	1.97E+02	1.09	Acceptable
EZA	1st/2012	03/15/12	E10041	Milk	pCi/L	Strontium-89	7.94E-01	7.99E-01	0.99	Acceptable
EZA	1st/2012	03/15/12	E10041	Milk	pCi/L	Strontium-90	1.12E+01	1.14E+01	0.98	Acceptable
EZA	1st/2012	03/15/12	E10042	Milk	pCi/L	Iodine-131	1.02E+02	1.54E+02	1.10	Acceptable
EZA	1st/2012	03/15/12	E10042	Milk	pCi/L	Cerium-141	2.64E+02	2.60E+02	1.01	Acceptable
EZA	1st/2012	03/15/12	E10042	Milk	pCi/L	Chromium-51	4.46E+02	4.36E+02	1.02	Acceptable
EZA	1st/2012	03/15/12	E10042	Milk	pCi/L	Cesium-134	1.31E+02	1.49E+02	0.88	Acceptable
EZA	1st/2012	03/15/12	E10042	Milk	pCi/L	Cesium-137	1.62E+02	1.59E+02	1.02	Acceptable
EZA	1st/2012	03/15/12	E10042	Milk	pCi/L	Cobalt-58	1.28E+02	1.32E+02	0.97	Acceptable
EZA	1st/2012	03/15/12	E10042	Milk	pCi/L	Manganese-54	1.99E+02	1.95E+02	1.02	Acceptable
EZA	1st/2012	03/15/12	E10042	Milk	pCi/L	Iron-59	1.96E+02	1.68E+02	1.17	Acceptable
EZA	1st/2012	03/15/12	E10042	Milk	pCi/L	Zinc-65	3.50E+02	3.33E+02	1.05	Acceptable
EZA	1st/2012	03/15/12	E10040	Milk	pCi/L	Cobalt-60	2.90E+02	2.79E+02	1.04	Acceptable
EZA	1st/2012	03/15/12	E7465-278	Cartridge	pCi	Iodine-131	8.93E+01	9.42E+01	0.95	Acceptable
ERA	2nd/2012	05/18/12	MRAD-16	Soil	pCi/kg	Actinium-228	1330	1570	110-2180	Acceptable
ERA	2nd/2012	05/18/12	MRAD-16	Soil	pCi/kg	Americium-241	900	938	549-1220	Acceptable
ERA	2nd/2012	05/18/12	MRAD-16	Soil	pCi/kg	Bismuth-212	1540	1550	413-2280	Acceptable
ERA	2nd/2012	05/18/12	MRAD-16	Soil	pCi/kg	Bismuth-214	1100	1100	665-1590	Acceptable
ERA	2nd/2012	05/18/12	MRAD-16	Soil	pCi/kg	Cesium-134	2380	2180	1420-2620	Acceptable
ERA	2nd/2012	05/18/12	MRAD-16	Soil	pCi/kg	Cesium-137	10700	8770	6720-11300	Acceptable
ERA	2nd/2012	05/18/12	MRAD-16	Soil	pCi/kg	Cobalt-60	4060	3500	2370-4820	Acceptable
ERA	2nd/2012	05/18/12	MRAD-16	Soil	pCi/kg	Lead-212	1380	1510	992-2110	Acceptable
ERA	2nd/2012	05/18/12	MRAD-16	Soil	pCi/kg	Lead-214	1350	1110	647-1650	Acceptable
ERA	2nd/2012	05/18/12	MRAD-16	Soil	pCi/kg	Manganese-54	<37.2	<1000	0-1000	Acceptable
ERA	2nd/2012	05/18/12	MRAD-16	Soil	pCi/kg	Plutonium-238	842	984.00	592-1360	Acceptable
ERA	2nd/2012	05/18/12	MRAD-16	Soil	pCi/kg	Plutonium-239	793	879.00	575-1210	Acceptable
ERA	2nd/2012	05/18/12	MRAD-16	Soil	pCi/kg	Potassium-40	10400	11600	8470-15600	Acceptable
ERA	2nd/2012	05/18/12	MRAD-16	Soil	pCi/kg	Strontium-90	7370	8800	3360-13900	Acceptable
ERA	2nd/2012	05/18/12	MRAD-16	Soil	pCi/kg	Thorium-234	2360	2000	632-3760	Acceptable
ERA	2nd/2012	05/18/12	MRAD-16	Soil	pCi/kg	Zinc-65	4540	3650	2910-4850	Acceptable
ERA	2nd/2012	05/18/12	MRAD-16	Soil	pCi/kg	Strontium-90	7370	8800	3360-13900	Acceptable
ERA	2nd/2012	05/18/12	MRAD-16	Soil	pCi/kg	Uranium-234	2250	1960	1200-2510	Acceptable



ERA	2nd/2012	05/18/12	MRAD-16	Soil	pCi/kg	Uranium-238	1620	2000	1240-2540	Acceptable
ERA	2nd/2012	05/18/12	MRAD-16	Soil	pCi/kg	Uranium-Total	4220	4030	2190-5320	Acceptable
ERA	2nd/2012	05/18/12	MRAD-16	Soil	ug/kg	Uranium-Total(mass)	5070	5880	3240-7400	Acceptable
ERA	2nd/2012	05/18/12	MRAD-16	Veg	pCi/kg	Americium-241	4270	4540	2780-6040	Acceptable
ERA	2nd/2012	05/18/12	MRAD-16	Veg	pCi/kg	Curium-244	829	812	400 - 1260	Acceptable
ERA	2nd/2012	05/18/12	MRAD-16	Veg	pCi/kg	Plutonium-238	2300	2570	1400-3220	Acceptable
ERA	2nd/2012	05/18/12	MRAD-16	Veg	pCi/kg	Plutonium-239	2480	2570	1580-3540	Acceptable
ERA	2nd/2012	05/18/12	MRAD-16	Veg	pCi/kg	Uranium-234	3310	3610	2370-4640	Acceptable
ERA	2nd/2012	05/18/12	MRAD-16	Veg	pCi/kg	Uranium-238	3540	3580	2390-4550	Acceptable
ERA	2nd/2012	05/18/12	MRAD-16	Veg	pCi/kg	Uranium-Total	7025	7350	4980-9150	Acceptable
ERA	2nd/2012	05/18/12	MRAD-16	Veg	ug/kg	Uranium-Total(mass)	10600	10700	7170-13600	Acceptable
ERA	2nd/2012	05/18/12	MRAD-16	Veg	pCi/kg	Americium-241	4270	4540	2780-6040	Acceptable
ERA	2nd/2012	05/18/12	MRAD-16	Veg	pCi/kg	Cesium-134	2840	2920	1880-3790	Acceptable
ERA	2nd/2012	05/18/12	MRAD-16	Veg	pCi/kg	Cesium-137	1330	1340	972-1860	Acceptable
ERA	2nd/2012	05/18/12	MRAD-16	Veg	pCi/kg	Cobalt-60	2380	2210	1520-3090	Acceptable
ERA	2nd/2012	05/18/12	MRAD-16	Veg	pCi/kg	Manganese-54	<68.8	<300	0.00-300	Acceptable
ERA	2nd/2012	05/18/12	MRAD-16	Veg	pCi/kg	Potassium-40	33700	28600	20700-40100	Acceptable
ERA	2nd/2012	05/18/12	MRAD-16	Veg	pCi/kg	Zinc-65	2570	2310	1670-3240	Acceptable
ERA	2nd/2012	05/18/12	MRAD-16	Veg	pCi/kg	Strontium-90	7000	8520	4860-11300	Acceptable
ERA	2nd/2012	05/18/12	MRAD-16	Filter	pCi/Filter	Americium-241	72.4	68.8	42.4-93.1	Acceptable
ERA	2nd/2012	05/18/12	MRAD-16	Filter	pCi/Filter	Plutonium-238	57.3	63.2	43.3-83.1	Acceptable
ERA	2nd/2012	05/18/12	MRAD-16	Filter	pCi/Filter	Plutonium-239	58.8	63	45.6-82.4	Acceptable
ERA	2nd/2012	05/18/12	MRAD-16	Filter	pCi/Filter	Uranium-234	42.5	47.5	29.4-71.6	Acceptable
ERA	2nd/2012	05/18/12	MRAD-16	Filter	pCi/Filter	Uranium-238	44.5	47.4	30.4-65.1	Acceptable
ERA	2nd/2012	05/18/12	MRAD-16	Filter	pCi/Filter	Uranium-Total	89.4	96.7	53.5-147	Acceptable
ERA	2nd/2012	05/18/12	MRAD-16	Filter	ug/Filter	Uranium-Total(mass)	134	141	90.2-198	Acceptable
ERA	2nd/2012	05/18/12	MRAD-16	Filter	pCi/Filter	Americium-241	72.4	68.8	42.4-93.1	Acceptable
ERA	2nd/2012	05/18/12	MRAD-16	Filter	pCi/Filter	Cesium-134	260	279	182 - 345	Acceptable
ERA	2nd/2012	05/18/12	MRAD-16	Filter	pCi/Filter	Cesium-137	1210	1130	849-1480	Acceptable
ERA	2nd/2012	05/18/12	MRAD-16	Filter	pCi/Filter	Cobalt-60	942	880	681-1100	Acceptable
ERA	2nd/2012	05/18/12	MRAD-16	Filter	pCi/Filter	Manganese-54	<7.68	<50.0	0-50.0	Acceptable
ERA	2nd/2012	05/18/12	MRAD-16	Filter	pCi/Filter	Zinc-65	1040	897	642-1240	Acceptable
ERA	2nd/2012	05/18/12	MRAD-16	Filter	pCi/Filter	Strontium-90	87	89.6	43.8-134	Acceptable
ERA	2nd/2012	05/18/12	MRAD-16	Filter	pCi/Filter	Iron-55	776	739	229-1440	Acceptable
ERA	2nd/2012	05/18/12	MRAD-16	Filter	ug/Filter	Uranium-Total(mass)	147	141	90.2-198	Acceptable
ERA	2nd/2012	05/18/12	MRAD-16	Filter	pCi/Filter	Gross Alpha	93.9	77.8	26.1-121	Acceptable
ERA	2nd/2012	05/18/12	MRAD-16	Filter	pCi/Filter	Gross Beta	57.3	52.5	33.2-76.5	Acceptable
ERA	2nd/2012	05/18/12	MRAD-16	Water	pCi/L	Uranium-234	92.6	105	78.9-135	Acceptable
ERA	2nd/2012	05/18/12	MRAD-16	Water	pCi/L	Uranium-238	94.9	104	79.3-128	Acceptable
ERA	2nd/2012	05/18/12	MRAD-16	Water	pCi/L	Uranium-Total	192.6	214	157-277	Acceptable
ERA	2nd/2012	05/18/12	MRAD-16	Water	ug/L	Uranium-Total(mass)	285	312	249-377	Acceptable
ERA	2nd/2012	05/18/12	MRAD-16	Water	pCi/L	Americium-241	132	135	91.0-181	Acceptable
ERA	2nd/2012	05/18/12	MRAD-16	Water	pCi/L	Plutonium-238	127	135	99.9-168	Acceptable
ERA	2nd/2012	05/18/12	MRAD-16	Water	pCi/L	Plutonium-239	107	112	86.9-141	Acceptable
ERA	2nd/2012	05/18/12	MRAD-16	Water	pCi/L	Cesium-134	580	609	447-700	Acceptable
ERA	2nd/2012	05/18/12	MRAD-16	Water	pCi/L	Cesium-137	1290	1250	1060-1500	Acceptable
ERA	2nd/2012	05/18/12	MRAD-16	Water	pCi/L	Cobalt-60	910	875	760-1020	Acceptable
ERA	2nd/2012	05/18/12	MRAD-16	Water	pCi/L	Manganese-54	<5.0	<100	0.00-100	Acceptable
ERA	2nd/2012	05/18/12	MRAD-16	Water	pCi/L	Zinc-65	822	749	624-945	Acceptable
ERA	2nd/2012	05/18/12	MRAD-16	Water	pCi/L	Strontium-90	970	989	644-1310	Acceptable
ERA	2nd/2012	05/18/12	MRAD-16	Water	pCi/L	Iron-55	987	863	514-1170	Acceptable



ERA	2nd/2012	05/18/12	MRAD-16	Water	pCi/L	Gross Alpha	95.9	103	36.6-160	Acceptable
ERA	2nd/2012	05/18/12	MRAD-16	Water	pCi/L	Gross Beta	50	43.7	25.0-64.7	Acceptable
ERA	2nd/2012	05/18/12	MRAD-16	Water	pCi/L	Tritium	8740	9150	6130-13000	Acceptable
ERA	2nd/2012	05/24/12	RAD-89	Water	pCi/L	Tritium	1700	15800	13800-17400	Acceptable
MAPEP	2nd/2012	05/03/12	MAPEP-11-GrF24	Filter	Bq/sample	Gross Alpha	0.000	0.000	False Pos. Test	Acceptable
MAPEP	2nd/2012	05/03/12	MAPEP-11-GrF24	Filter	Bq/sample	Gross Beta	0.000	0.000	False Pos. Test	Acceptable
EZA	2nd/2012	06/14/12	E10175	Cartridge	pCi	Iodine-131	9.67E+01	9.72E+01	0.99	Acceptable
EZA	2nd/2012	06/14/12	E10176	Milk	pCi/L	Strontium-89	1.11E+02	9.98E+01	1.11	Acceptable
EZA	2nd/2012	06/14/12	E10176	Milk	pCi/L	Strontium-90	1.06E+02	1.27E+01	0.83	Acceptable
EZA	2nd/2012	06/14/12	E10177	Milk	pCi/L	Iodine-131	9.94E+01	9.97E+01	1.00	Acceptable
EZA	2nd/2012	06/14/12	E10177	Milk	pCi/L	Cerium-141	8.62E+01	8.22E+01	1.05	Acceptable
EZA	2nd/2012	06/14/12	E10177	Milk	pCi/L	Chromium-51	3.76E+02	4.02E+02	0.94	Acceptable
EZA	2nd/2012	06/14/12	E10177	Milk	pCi/L	Cesium-134	1.63E+02	1.74E+02	0.93	Acceptable
EZA	2nd/2012	06/14/12	E10177	Milk	pCi/L	Cesium-137	2.08E+02	2.12E+02	0.98	Acceptable
EZA	2nd/2012	06/14/12	E10177	Milk	pCi/L	Cobalt-58	8.94E+01	9.23E+01	0.97	Acceptable
EZA	2nd/2012	06/14/12	E10177	Milk	pCi/L	Manganese-54	1.27E+02	1.32E+02	0.96	Acceptable
EZA	2nd/2012	06/14/12	E10177	Milk	pCi/L	Iron-59	1.46E+02	1.28E+02	1.14	Acceptable
EZA	2nd/2012	06/14/12	E10177	Milk	pCi/L	Zinc-65	2.22E+02	1.99E+02	1.11	Acceptable
EZA	2nd/2012	06/14/12	E10177	Milk	pCi/L	Cobalt-60	3.52E+02	3.55E+02	0.99	Acceptable
EZA	2nd/2012	06/14/12	E10178	Water	pCi/L	Iodine-131	9.94E+01	9.94E+01	1.00	Acceptable
EZA	2nd/2012	06/14/12	E10178	Water	pCi/L	Cerium-141	1.31E+02	1.12E+02	1.17	Acceptable
EZA	2nd/2012	06/14/12	E10178	Water	pCi/L	Chromium-51	5.51E+02	5.48E+02	1.01	Acceptable
EZA	2nd/2012	06/14/12	E10178	Water	pCi/L	Cesium-134	2.22E+02	2.38E+02	0.93	Acceptable
EZA	2nd/2012	06/14/12	E10178	Water	pCi/L	Cesium-137	2.91E+02	2.89E+02	1.01	Acceptable
EZA	2nd/2012	06/14/12	E10178	Water	pCi/L	Cobalt-58	1.35E+02	1.26E+02	1.07	Acceptable
EZA	2nd/2012	06/14/12	E10178	Water	pCi/L	Manganese-54	1.83E+02	1.80E+02	1.02	Acceptable
EZA	2nd/2012	06/14/12	E10178	Water	pCi/L	Iron-59	2.00E+02	1.74E+02	1.15	Acceptable
EZA	2nd/2012	06/14/12	E10178	Water	pCi/L	Zinc-65	2.94E+02	2.72E+02	1.08	Acceptable
EZA	2nd/2012	06/14/12	E10178	Water	pCi/L	Cobalt-60	5.04E+02	4.84E+02	1.04	Acceptable
MAPEP	3rd/2012	07/26/12	MAPEP-12-MaS26	Soil	mg/kg	Americium-241	152	159	111-207	Acceptable
MAPEP	3rd/2012	07/26/12	MAPEP-12-MaS26	Soil	mg/kg	Cesium-134	754	828	580-1076	Acceptable
MAPEP	3rd/2012	07/26/12	MAPEP-12-MaS26	Soil	mg/kg	Cesium-137	0	0	False Pos Test	Acceptable
MAPEP	3rd/2012	07/26/12	MAPEP-12-MaS26	Soil	mg/kg	Cobalt-57	1430.0	1179	825-1533	Warning
MAPEP	3rd/2012	07/26/12	MAPEP-12-MaS26	Soil	mg/kg	Cobalt-60	0.97	1.56	Sens. Eval.	Acceptable
MAPEP	3rd/2012	07/26/12	MAPEP-12-MaS26	Soil	mg/kg	Iron-55	1456	1370	959-1781	Acceptable
MAPEP	3rd/2012	07/26/12	MAPEP-12-MaS26	Soil	mg/kg	Manganese-54	596	558	391-725	Acceptable
MAPEP	3rd/2012	07/26/12	MAPEP-12-MaS26	Soil	mg/kg	Nickel-63	888.0	862	603-1121	Acceptable
MAPEP	3rd/2012	07/26/12	MAPEP-12-MaS26	Soil	mg/kg	Plutonium-238	127.0	136	95-177	Acceptable
MAPEP	3rd/2012	07/26/12	MAPEP-12-MaS26	Soil	mg/kg	Plutonium-239/240	61.13	65.8	46.1-85.5	Acceptable
MAPEP	3rd/2012	07/26/12	MAPEP-12-MaS26	Soil	mg/kg	Potassium-40	1495	1491	1044-1938	Acceptable
MAPEP	3rd/2012	07/26/12	MAPEP-12-MaS26	Soil	mg/kg	Strontium-90	391.7	392	274-510	Acceptable
MAPEP	3rd/2012	07/26/12	MAPEP-12-MaS26	Soil	mg/kg	Technetium-99	345.3	374	262-486	Acceptable
MAPEP	3rd/2012	07/26/12	MAPEP-12-MaW26	Water	Bq/L	Americium-241	1.5067	1.630	1.14-2.12	Acceptable
MAPEP	3rd/2012	07/26/12	MAPEP-12-MaW26	Water	Bq/L	Cesium-134	0.09	0.0	False Pos Test	Acceptable
MAPEP	3rd/2012	07/26/12	MAPEP-12-MaW26	Water	Bq/L	Cesium-137	41.2	39.9	27.9-51.9	Acceptable
MAPEP	3rd/2012	07/26/12	MAPEP-12-	Water	Bq/L	Cobalt-57	34.45	32.9	23.0-42.8	Acceptable



			MaW26							
MAPEP	3rd/2012	07/26/12	MAPEP-12-MaW26	Water	Bq/L	Cobalt-60	23.90	23.7	16.60-30.84	Acceptable
MAPEP	3rd/2012	07/26/12	MAPEP-12-MaW26	Water	Bq/L	Hydrogen-3	481.7	437	306-568	Acceptable
MAPEP	3rd/2012	07/26/12	MAPEP-12-MaW26	Water	Bq/L	Iron-55	88.10	81.9	57.3-106.5	Acceptable
MAPEP	3rd/2012	07/26/12	MAPEP-12-MaW26	Water	Bq/L	Manganese-54	33.3	31.8	22.3-41.3	Acceptable
MAPEP	3rd/2012	07/26/12	MAPEP-12-MaW26	Water	Bq/L	Nickel-63	59.6	60.0	42.0-78.0	Acceptable
MAPEP	3rd/2012	07/26/12	MAPEP-12-MaW26	Water	Bq/L	Plutonium-238	0.555	0.629	0.110-0.818	Acceptable
MAPEP	3rd/2012	07/26/12	MAPEP-12-MaW26	Water	Bq/L	Plutonium-239/240	1.230	1.340	0.94-1.74	Acceptable
MAPEP	3rd/2012	07/26/12	MAPEP-12-MaW26	Water	Bq/L	Potassium-40	156.5	142	99-185	Acceptable
MAPEP	3rd/2012	07/26/12	MAPEP-12-MaW26	Water	Bq/L	Strontium-90	0.01	0.00	False Pos Test	Acceptable
MAPEP	3rd/2012	07/26/12	MAPEP-12-MaW26	Water	Bq/L	Technetium-99	26.3	27.90	19.5-36.3	Acceptable
MAPEP	3rd/2012	07/26/12	MAPEP-12-MaW26	Water	Bq/L	Uranium-234/233	0.381	0.39	0.270-0.510	Acceptable
MAPEP	3rd/2012	07/26/12	MAPEP-12-MaW26	Water	Bq/L	Uranium-238	2.537	2.76	1.93-3.59	Acceptable
MAPEP	3rd/2012	07/26/12	MAPEP-12-MaW26	Water	Bq/L	Zinc-65	-0.220	0.00	False Pos Test	Acceptable
MAPEP	3rd/2012	07/26/12	MAPEP-12-GrW26	Water	Bq/L	Gross Alpha	2.043	2.140	0.64-3.64	Acceptable
MAPEP	3rd/2012	07/26/12	MAPEP-12-GrW26	Water	Bq/L	Gross Beta	6.820	6.36	3.18-9.54	Acceptable
MAPEP	3rd/2012	07/26/12	MAPEP-12-RdF26	Filter	ug/sample	Uranium-235	0.200	0.019	0.0131-0.243	Acceptable
MAPEP	3rd/2012	07/26/12	MAPEP-12-RdF26	Filter	ug/sample	Uranium-238	9.5	10.0	7.0-13.0	Acceptable
MAPEP	3rd/2012	07/26/12	MAPEP-12-RdF26	Filter	ug/sample	Uranium-Total	9.98	10.0	7.0-13.0	Acceptable
MAPEP	3rd/2012	07/26/12	MAPEP-12-RdF26	Filter	ug/sample	Americium-241	0.660	0.073	0.051-0.095	Acceptable
MAPEP	3rd/2012	07/26/12	MAPEP-12-RdF26	Filter	Bq/sample	Cesium-134	2.29	2.38	1.67-3.09	Acceptable
MAPEP	3rd/2012	07/26/12	MAPEP-12-RdF26	Filter	Bq/sample	Cesium-137	1.910	1.79	1.25-2.33	Acceptable
MAPEP	3rd/2012	07/26/12	MAPEP-12-RdF26	Filter	Bq/sample	Cobalt-57	0.008	0.00	False Pos Test	Acceptable
MAPEP	3rd/2012	07/26/12	MAPEP-12-RdF26	Filter	Bq/sample	Cobalt-60	2.235	2.18	1.527-2.837	Acceptable
MAPEP	3rd/2012	07/26/12	MAPEP-12-RdF26	Filter	Bq/sample	Manganese-54	3.440	3.24	2.27-4.21	Acceptable
MAPEP	3rd/2012	07/26/12	MAPEP-12-RdF26	Filter	Bq/sample	Plutonium-238	0.004	0.002	Sens. Eval.	Acceptable
MAPEP	3rd/2012	07/26/12	MAPEP-12-RdF26	Filter	Bq/sample	Plutonium-239/240	0.088	0.0970	0.068-0.126	Acceptable
MAPEP	3rd/2012	07/26/12	MAPEP-12-RdF26	Filter	Bq/sample	Strontium-90	0.012	0.00	False Pos Test	Acceptable
MAPEP	3rd/2012	07/26/12	MAPEP-12-RdF26	Filter	Bq/sample	Uranium-234/233	0.010	0.0188	0.0132-0.0244	Not Acceptable
MAPEP	3rd/2012	07/26/12	MAPEP-12-RdF26	Filter	Bq/sample	Uranium-238	0.111	0.124	0.087-0.161	Acceptable
MAPEP	3rd/2012	07/26/12	MAPEP-12-RdF26	Filter	Bq/sample	Zinc-65	3.460	2.99	2.09-3.89	Acceptable
MAPEP	3rd/2012	07/26/12	MAPEP-12-RdF26	Filter	Bq/sample	Gross Alpha	0.780	1.200	0.4-2.0	Acceptable
MAPEP	3rd/2012	07/26/12	MAPEP-12-RdF26	Filter	Bq/sample	Gross Beta	2.59	2.40	1.2-3.6	Acceptable
MAPEP	3rd/2012	07/26/12	MAPEP-12-RdF26	Filter	Bq/sample	Americium-241	0.005	0.00	False Pos Test	Acceptable
MAPEP	3rd/2012	07/26/12	MAPEP-12-RdV26	Vegetation	Bq/sample	Cesium-134	7.655	8.43	5.90-10.96	Acceptable
MAPEP	3rd/2012	07/26/12	MAPEP-12-RdV26	Vegetation	Bq/sample	Cesium-137	-0.025	0.00	False Pos Test	Acceptable
MAPEP	3rd/2012	07/26/12	MAPEP-12-RdV26	Vegetation	Bq/sample	Cobalt-57	11.950	12.00	8.4-15.6	Acceptable
MAPEP	3rd/2012	07/26/12	MAPEP-12-RdV26	Vegetation	Bq/sample	Cobalt-60	6.255	6.05	4.24-7.87	Acceptable



MAPEP	3rd/2012	07/26/12	MAPEP-12-RdV26	Vegetation	Bq/sample	Manganese-54	0.029	0.00	False Pos Test	Acceptable
MAPEP	3rd/2012	07/26/12	MAPEP-12-RdV26	Vegetation	Bq/sample	Plutonium-238	0.194	0.219	0.153-0.285	Acceptable
MAPEP	3rd/2012	07/26/12	MAPEP-12-RdV26	Vegetation	Bq/sample	Plutonium-239/240	0.1226	0.152	0.106-0.198	Acceptable
MAPEP	3rd/2012	07/26/12	MAPEP-12-RdV26	Vegetation	Bq/sample	Strontium-90	1.613	2.11	1.48-2.74	Warning
MAPEP	3rd/2012	07/26/12	MAPEP-12-RdV26	Vegetation	Bq/sample	Uranium-234/233	0.030	0.411	0.0288-0.0534	Warning
MAPEP	3rd/2012	07/26/12	MAPEP-12-RdV26	Vegetation	Bq/sample	Uranium-238	0.224	0.278	0.195-0.361	Acceptable
MAPEP	3rd/2012	07/26/12	MAPEP-12-RdV26	Vegetation	Bq/sample	Zinc-65	9.720	8.90	6.23-11.57	Acceptable
EZA	3rd/2012	11/06/12	E10281	Cartridge	pCi	Iodine-131	1.02E+02	9.64E+01	1.06	Acceptable
EZA	3rd/2012	11/06/12	E10283	Milk	pCi/L	Strontium-89	9.87E+01	9.96E+01	0.99	Acceptable
EZA	3rd/2012	11/06/12	E10283	Milk	pCi/L	Strontium-90	1.44E+01	1.60E+01	0.9	Acceptable
EZA	3rd/2012	11/06/12	E10284	Milk	pCi/L	Iodine-131	9.69E+01	9.96E+01	0.97	Acceptable
EZA	3rd/2012	11/06/12	E10284	Milk	pCi/L	Cerium-141	1.61E+02	1.64E+02	0.98	Acceptable
EZA	3rd/2012	11/06/12	E10284	Milk	pCi/L	Chromium-51	2.92E+02	2.48E+02	1.18	Acceptable
EZA	3rd/2012	11/06/12	E10284	Milk	pCi/L	Cesium-134	9.85E+01	1.08E+02	0.91	Acceptable
EZA	3rd/2012	11/06/12	E10284	Milk	pCi/L	Cesium-137	1.76E+02	1.74E+02	1.01	Acceptable
EZA	3rd/2012	11/06/12	E10284	Milk	pCi/L	Cobalt-58	9.72E+01	1.00E+02	0.97	Acceptable
EZA	3rd/2012	11/06/12	E10284	Milk	pCi/L	Manganese-54	1.98E+02	1.96E+02	1.01	Acceptable
EZA	3rd/2012	11/06/12	E10284	Milk	pCi/L	Iron-59	1.62E+02	1.52E+02	1.07	Acceptable
EZA	3rd/2012	11/06/12	E10284	Milk	pCi/L	Zinc-65	2.08E+02	1.92E+02	1.08	Acceptable
EZA	3rd/2012	11/06/12	E10284	Milk	pCi/L	Cobalt-60	1.59E+02	1.52E+02	1.05	Acceptable
EZA	3rd/2012	11/06/12	E10285	Water	pCi/L	Iodine-131	1.10E+02	9.99E+01	1.1	Acceptable
EZA	3rd/2012	11/06/12	E10285	Water	pCi/L	Cerium-141	2.49E+02	2.51E+02	0.99	Acceptable
EZA	3rd/2012	11/06/12	E10285	Water	pCi/L	Chromium-51	3.75E+02	3.80E+02	0.99	Acceptable
EZA	3rd/2012	11/06/12	E10285	Water	pCi/L	Cesium-134	1.51E+02	1.66E+02	0.91	Acceptable
EZA	3rd/2012	11/06/12	E10285	Water	pCi/L	Cesium-137	2.72E+02	2.67E+02	1.02	Acceptable
EZA	3rd/2012	11/06/12	E10285	Water	pCi/L	Cobalt-58	1.56E+02	1.54E+02	1.01	Acceptable
EZA	3rd/2012	11/06/12	E10285	Water	pCi/L	Manganese-54	3.16E+02	3.00E+02	1.05	Acceptable
EZA	3rd/2012	11/06/12	E10285	Water	pCi/L	Iron-59	2.65E+02	2.33E+02	1.14	Acceptable
EZA	3rd/2012	11/06/12	E10285	Water	pCi/L	Zinc-65	3.20E+02	2.95E+02	1.09	Acceptable
EZA	3rd/2012	11/06/12	E10285	Water	pCi/L	Cobalt-60	2.42E+02	2.33E+02	1.04	Acceptable
MAPEP	4th/2012	11/26/12	MAPEP-12-MaS27	Soil	Bq/kg	Americium-241	106.67	111	78-144	Acceptable
MAPEP	4th/2012	11/26/12	MAPEP-12-MaS27	Soil	Bq/kg	Cesium-134	839.5	939	657-1221	Acceptable
MAPEP	4th/2012	11/26/12	MAPEP-12-MaS27	Soil	Bq/kg	Cesium-137	1230.0	1150	805-1495	Acceptable
MAPEP	4th/2012	11/26/12	MAPEP-12-MaS27	Soil	Bq/kg	Cobalt-57	1605	1316	921-1711	Acceptable
MAPEP	4th/2012	11/26/12	MAPEP-12-MaS27	Soil	Bq/kg	Cobalt-60	551.5	531	372-690	Acceptable
MAPEP	4th/2012	11/26/12	MAPEP-12-MaS27	Soil	Bq/kg	Iron-55	459.3	508	356-660	Acceptable
MAPEP	4th/2012	11/26/12	MAPEP-12-MaS27	Soil	Bq/kg	Manganese-54	1015	920	644-1196	Acceptable
MAPEP	4th/2012	11/26/12	MAPEP-12-MaS27	Soil	Bq/kg	Plutonium-238	104.6	106	74.1-137.5	Acceptable
MAPEP	4th/2012	11/26/12	MAPEP-12-MaS27	Soil	Bq/kg	Plutonium-239/240	132.33	134	94-174	Acceptable
MAPEP	4th/2012	11/26/12	MAPEP-12-MaS27	Soil	Bq/kg	Potassium-40	723	632	442-822	Acceptable
MAPEP	4th/2012	11/26/12	MAPEP-12-MaS27	Soil	Bq/kg	Strontium-90	476.7	508	356-660	Warning
MAPEP	4th/2012	11/26/12	MAPEP-12-MaS27	Soil	Bq/kg	Technetium-99	385.3	469	328-610	Acceptable
MAPEP	4th/2012	11/26/12	MAPEP-12-MaS27	Soil	Bq/kg	Uranium-234/233	51.6	60	42.2-78.4	Acceptable
MAPEP	4th/2012	11/26/12	MAPEP-12-MaS27	Soil	Bq/kg	Uranium-238	238.33	263	184-342	Acceptable
MAPEP	4th/2012	11/26/12	MAPEP-12-	Soil	Bq/kg	Zinc-65	721.5	606	424-788	Acceptable



			MaS27							
MAPEP	4th/2012	11/26/12	MAPEP-12-MaW27	Water	Bq/L	Americium-241	0.9407	1.06	0.74-1.38	Acceptable
MAPEP	4th/2012	11/26/12	MAPEP-12-MaW27	Water	Bq/L	Cesium-134	20.6	23.2	16.2-30.2	Acceptable
MAPEP	4th/2012	11/26/12	MAPEP-12-MaW27	Water	Bq/L	Cesium-137	17.05	16.7	11.7-21.7	Acceptable
MAPEP	4th/2012	11/26/12	MAPEP-12-MaW27	Water	Bq/L	Cobalt-57	29.45	29.3	20.5-38.1	Acceptable
MAPEP	4th/2012	11/26/12	MAPEP-12-MaW27	Water	Bq/L	Cobalt-60	0.03	0.0	False Positive	Acceptable
MAPEP	4th/2012	11/26/12	MAPEP-12-MaW27	Water	Bq/L	Hydrogen-3	334	334	234-434	Acceptable
MAPEP	4th/2012	11/26/12	MAPEP-12-MaW27	Water	Bq/L	Manganese-54	18.4	17.8	12.5-23.1	Acceptable
MAPEP	4th/2012	11/26/12	MAPEP-12-MaW27	Water	Bq/L	Nickel-63	66.2	66.3	46.4-86.2	Acceptable
MAPEP	4th/2012	11/26/12	MAPEP-12-MaW27	Water	Bq/L	Plutonium-238	0.0088	0.0	Sensitivity Eval.	Acceptable
MAPEP	4th/2012	11/26/12	MAPEP-12-MaW27	Water	Bq/L	Plutonium-239/240	1.44	1.61	1.13-2.09	Acceptable
MAPEP	4th/2012	11/26/12	MAPEP-12-MaW27	Water	Bq/L	Potassium-40	140.5	134	94-174	Acceptable
MAPEP	4th/2012	11/26/12	MAPEP-12-MaW27	Water	Bq/L	Strontium-90	11.13	12.2	8.5-15.9	Acceptable
MAPEP	4th/2012	11/26/12	MAPEP-12-MaW27	Water	Bq/L	Technetium-99	4.5	4.58	3.21-5.95	Acceptable
MAPEP	4th/2012	11/26/12	MAPEP-12-MaW27	Water	Bq/L	Uranium-234/233	0.414	0.451	0.316-0.586	Acceptable
MAPEP	4th/2012	11/26/12	MAPEP-12-MaW27	Water	Bq/L	Uranium-238	2.96	3.33	2.33-4.33	Acceptable
MAPEP	4th/2012	11/26/12	MAPEP-12-MaW27	Water	Bq/L	Zinc-65	28.15	25.9	18.1-33.7	Acceptable
MAPEP	4th/2012	11/26/12	MAPEP-12-GrW27	Water	Bq/L	Gross Alpha	1.737	1.79	0.54-3.04	Acceptable
MAPEP	4th/2012	11/26/12	MAPEP-12-GrW27	Water	Bq/L	Gross Beta	8.893	9.1	4.6-13.7	Acceptable
MAPEP	4th/2012	11/26/12	MAPEP-12-XaW27	Water	Bq/L	Iodine-129	6.229	6.82	4.77-8.87	Acceptable
MAPEP	4th/2012	11/26/12	MAPEP-12-RdF27	Filter	uq/sample	Uranium-235	0.0154	0.0148	0.0104-0.0192	Acceptable
MAPEP	4th/2012	11/26/12	MAPEP-12-RdF27	Filter	uq/sample	Uranium-238	7.77	8	5.6-10.4	Acceptable
MAPEP	4th/2012	11/26/12	MAPEP-12-RdF27	Filter	uq/sample	Uranium-Total	7.785	8.1	5.7-10.5	Acceptable
MAPEP	4th/2012	11/26/12	MAPEP-12-RdF27	Filter	uq/sample	Americium-241	0.0716	0.078	0.0546-0.1014	Acceptable
MAPEP	4th/2012	11/26/12	MAPEP-12-RdF27	Filter	uq/sample	Cesium-134	2.795	2.74	1.92-3.56	Acceptable
MAPEP	4th/2012	11/26/12	MAPEP-12-RdF27	Filter	uq/sample	Cesium-137	-0.016	0	False Positive	Acceptable
MAPEP	4th/2012	11/26/12	MAPEP-12-RdF27	Filter	uq/sample	Cobalt-57	2.265	1.91	1.34-2.48	Acceptable
MAPEP	4th/2012	11/26/12	MAPEP-12-RdF27	Filter	uq/sample	Cobalt-60	1.865	1.728	1.210-2.246	Acceptable
MAPEP	4th/2012	11/26/12	MAPEP-12-RdF27	Filter	uq/sample	Manganese-54	2.465	2.36	1.65-3.07	Acceptable
MAPEP	4th/2012	11/26/12	MAPEP-12-RdF27	Filter	uq/sample	Plutonium-238	0.061	0.0625	0.0438-0.0813	Acceptable
MAPEP	4th/2012	11/26/12	MAPEP-12-RdF27	Filter	uq/sample	Plutonium-239/240	-0.002	0.00081	Sensitivity Eval.	Acceptable
MAPEP	4th/2012	11/26/12	MAPEP-12-RdF27	Filter	uq/sample	Strontium-90	0.914	1.03	0.72-1.34	Acceptable
MAPEP	4th/2012	11/26/12	MAPEP-12-RdF27	Filter	uq/sample	Uranium-234/233	0.009	0.0141	0.0099-0.0183	Not Acceptable
MAPEP	4th/2012	11/26/12	MAPEP-12-RdF27	Filter	uq/sample	Uranium-238	0.087	0.1	0.070-0.130	Not Acceptable
MAPEP	4th/2012	11/26/12	MAPEP-12-RdF27	Filter	uq/sample	Zinc-65	-0.154	0	False Positive	Acceptable
MAPEP	4th/2012	11/26/12	MAPEP-12-GrF27	Filter	Bq/sample	Gross Alpha	0.2253	0.97	0.29-1.65	Not Acceptable
MAPEP	4th/2012	11/26/12	MAPEP-12-GrF27	Filter	Bq/sample	Gross Beta	1.93	1.92	0.96-2.88	Acceptable
MAPEP	4th/2012	11/26/12	MAPEP-12-RdV27	Vegetation	Bq/sample	Americium-241	0.142	0.163	0.114-0.212	Acceptable



MAPEP	4th/2012	11/26/12	MAPEP-12-RdV27	Vegetation	Bq/sample	Cesium-134	6.355	6.51	4.56-8.46	Acceptable
MAPEP	4th/2012	11/26/12	MAPEP-12-RdV27	Vegetation	Bq/sample	Cesium-137	4.575	4.38	3.07-5.69	Acceptable
MAPEP	4th/2012	11/26/12	MAPEP-12-RdV27	Vegetation	Bq/sample	Cobalt-57	6.04	5.66	3.96-7.36	Acceptable
MAPEP	4th/2012	11/26/12	MAPEP-12-RdV27	Vegetation	Bq/sample	Cobalt-60	5.44	5.12	3.58-6.66	Acceptable
MAPEP	4th/2012	11/26/12	MAPEP-12-RdV27	Vegetation	Bq/sample	Manganese-54	3.565	3.27	2.29-4.25	Acceptable
MAPEP	4th/2012	11/26/12	MAPEP-12-RdV27	Vegetation	Bq/sample	Plutonium-238	0.176	0.187	0.131-0.243	Acceptable
MAPEP	4th/2012	11/26/12	MAPEP-12-RdV27	Vegetation	Bq/sample	Plutonium-239/240	0.12	0.123	0.086-0.160	Acceptable
MAPEP	4th/2012	11/26/12	MAPEP-12-RdV27	Vegetation	Bq/sample	Strontium-90	0.0018	0	False Positive	Acceptable
MAPEP	4th/2012	11/26/12	MAPEP-12-RdV27	Vegetation	Bq/sample	Uranium-234/233	0.024	0.0257	0.0180-0.0334	Acceptable
MAPEP	4th/2012	11/26/12	MAPEP-12-RdV27	Vegetation	Bq/sample	Uranium-238	0.143	0.158	0.111-0.205	Acceptable
MAPEP	4th/2012	11/26/12	MAPEP-12-RdV27	Vegetation	Bq/sample	Uranium-Total	11.1	12.7	8.9-16.5	Acceptable
MAPEP	4th/2012	11/26/12	MAPEP-12-RdV27	Vegetation	Bq/sample	Zinc-65	-0.04	0	False Positive	Acceptable
MAPEP	4th/2012	11/26/12	MAPEP-11-XaW25	Water	Bq/sample	Iodine-129	8.723	9.5	6.7 - 12.4	Acceptable
ERA	4th/2012	12/12/12	MRAD-17	Soil	pCi/kg	Uranium-234	4310	4310	2830-5540	Acceptable
ERA	4th/2012	12/12/12	MRAD-17	Soil	pCi/kg	Uranium-238	4330	4280	2860-5440	Acceptable
ERA	4th/2012	12/12/12	MRAD-17	Soil	pCi/kg	Uranium-Total	4849	5190	2960 - 7010	Acceptable
ERA	4th/2012	12/12/12	MRAD-17	Soil	ug/kg	Uranium-Total (mass)	8860	8790	5960-10900	Acceptable
ERA	4th/2012	12/12/12	MRAD-17	Soil	pCi/kg	Uranium-234	3720	3400	2080-4360	Acceptable
ERA	4th/2012	12/12/12	MRAD-17	Soil	pCi/kg	Uranium-238	3350	3420	2120-4340	Acceptable
ERA	4th/2012	12/12/12	MRAD-17	Soil	pCi/kg	Uranium-Total	7232	6970	3780-9200	Acceptable
ERA	4th/2012	12/12/12	MRAD-17	Soil	ug/kg	Uranium-Total (mass)	10400	10200	5620-12800	Acceptable
ERA	4th/2012	12/12/12	MRAD-17	Soil	pCi/kg	Actinium-228	1400	1240	795-1720	Acceptable
ERA	4th/2012	12/12/12	MRAD-17	Soil	pCi/kg	Americium-241	847	728	426-946	Acceptable
ERA	4th/2012	12/12/12	MRAD-17	Soil	pCi/kg	Bismuth-212	1300	1240	330-1820	Acceptable
ERA	4th/2012	12/12/12	MRAD-17	Soil	pCi/kg	Bismuth-214	1310	1290	777-1860	Acceptable
ERA	4th/2012	12/12/12	MRAD-17	Soil	pCi/kg	Cesium-134	2210	1980	1290-2380	Acceptable
ERA	4th/2012	12/12/12	MRAD-17	Soil	pCi/kg	Cesium-137	4140	3470	2660-4460	Acceptable
ERA	4th/2012	12/12/12	MRAD-17	Soil	pCi/kg	Cobalt-60	5270	4310	2910-5930	Acceptable
ERA	4th/2012	12/12/12	MRAD-17	Soil	pCi/kg	Lead-212	1250	1240	812-1730	Acceptable
ERA	4th/2012	12/12/12	MRAD-17	Soil	pCi/kg	Lead-214	1580	1290	753-1920	Acceptable
ERA	4th/2012	12/12/12	MRAD-17	Soil	pCi/kg	Manganese-54	< 35	< 1000	0.00 - 1000	Acceptable
ERA	4th/2012	12/12/12	MRAD-17	Soil	pCi/kg	Plutonium-238	1250	981	590-1350	Acceptable
ERA	4th/2012	12/12/12	MRAD-17	Soil	pCi/kg	Plutonium-239	1110	871	569-1200	Acceptable
ERA	4th/2012	12/12/12	MRAD-17	Soil	pCi/kg	Potassium-40	11000	12300	8980-16500	Acceptable
ERA	4th/2012	12/12/12	MRAD-17	Soil	pCi/kg	Thorium-234	5120	3420	1080-6430	Acceptable
ERA	4th/2012	12/12/12	MRAD-17	Soil	pCi/kg	Zinc-65	3770	2880	2290-3830	Acceptable
ERA	4th/2012	12/12/12	MRAD-17	Soil	pCi/kg	Strontium-90	6670	6860	2620-10800	Acceptable
ERA	4th/2012	12/12/12	MRAD-17	Soil	pCi/kg	Uranium-234	2640	2530	1600 - 3140	Acceptable
ERA	4th/2012	12/12/12	MRAD-17	Soil	pCi/kg	Uranium-238	2450	2560	1560 - 3250	Acceptable
ERA	4th/2012	12/12/12	MRAD-17	Soil	pCi/kg	Uranium-Total	5200	5190	2960 - 7010	Acceptable
ERA	4th/2012	12/12/12	MRAD-17	Soil	ug/kg	Uranium-Total (mass)	7286	7570	4160 - 9520	Acceptable
ERA	4th/2012	12/12/12	MRAD-17	Soil	ug/kg	Uranium-Total (mass)	7430	7570	4160 - 9520	Acceptable
ERA	4th/2012	12/12/12	MRAD-17	Soil	pCi/kg	Americium-241	3040	2980	1700 - 4090	Acceptable
ERA	4th/2012	12/12/12	MRAD-17	Soil	pCi/kg	Curium-244	697	642	316 - 1000	Acceptable
ERA	4th/2012	12/12/12	MRAD-17	Soil	pCi/kg	Plutonium-238	3000	2880	1560 - 4220	Acceptable
ERA	4th/2012	12/12/12	MRAD-17	Soil	pCi/kg	Plutonium-239	2910	2980	1850 - 4060	Acceptable
ERA	4th/2012	12/12/12	MRAD-17	Soil	pCi/kg	Uranium-234	2580	2420	1660 - 3210	Acceptable



ERA	4th/2012	12/12/12	MRAD-17	Soil	pCi/kg	Uranium-238	2660	2400	1690 - 3030	Acceptable
ERA	4th/2012	12/12/12	MRAD-17	Soil	pCi/kg	Uranium-Total	5356	4920	3330 - 6120	Acceptable
ERA	4th/2012	12/12/12	MRAD-17	Soil	ug/kg	Uranium-Total (mass)	7970	7180	4810 - 9120	Acceptable
ERA	4th/2012	12/12/12	MRAD-17	Soil	pCi/kg	Cesium-134	1480	1380	790 - 1910	Acceptable
ERA	4th/2012	12/12/12	MRAD-17	Soil	pCi/kg	Cesium-137	1570	1270	932 - 1760	Acceptable
ERA	4th/2012	12/12/12	MRAD-17	Soil	pCi/kg	Cobalt-60	1800	1500	1010 - 2160	Acceptable
ERA	4th/2012	12/12/12	MRAD-17	Soil	pCi/kg	Manganese-54	< 44.0	< 300	0.00 - 300	Acceptable
ERA	4th/2012	12/12/12	MRAD-17	Soil	pCi/kg	Potassium-40	32100	28800	20700 - 40800	Acceptable
ERA	4th/2012	12/12/12	MRAD-17	Soil	pCi/kg	Zinc-65	3470	2770	2000 - 3790	Acceptable
ERA	4th/2012	12/12/12	MRAD-17	Soil	pCi/kg	Strontium-90	6320	5440	3040 - 7220	Acceptable
ERA	4th/2012	12/12/12	MRAD-17	Vegetation	pCi/kg	Americium-241	3780	3540	2160-4710	Acceptable
ERA	4th/2012	12/12/12	MRAD-17	Vegetation	pCi/kg	Curium-244	1910	1850	906-2880	Acceptable
ERA	4th/2012	12/12/12	MRAD-17	Vegetation	pCi/kg	Plutonium-238	2360	2250	1340-3080	Acceptable
ERA	4th/2012	12/12/12	MRAD-17	Vegetation	pCi/kg	Plutonium-239	2270	2170	1330-2990	Acceptable
ERA	4th/2012	12/12/12	MRAD-17	Vegetation	pCi/kg	Uranium-234	4310	4310	2830-5540	Acceptable
ERA	4th/2012	12/12/12	MRAD-17	Vegetation	pCi/kg	Uranium-238	4330	4280	2860-5440	Acceptable
ERA	4th/2012	12/12/12	MRAD-17	Vegetation	pCi/kg	Uranium-Total	8860	8790	5960-10900	Acceptable
ERA	4th/2012	12/12/12	MRAD-17	Vegetation	ug/kg	Uranium-Total (mass)	13000	12800	8580-16200	Acceptable
ERA	4th/2012	12/12/12	MRAD-17	Vegetation	ug/kg	Uranium-Total (mass)	11900	12800	8580-16200	Acceptable
ERA	4th/2012	12/12/12	MRAD-17	Vegetation	pCi/kg	Cesium-134	2240	2350	1510-3050	Acceptable
ERA	4th/2012	12/12/12	MRAD-17	Vegetation	pCi/kg	Cesium-137	2190	2070	1500-2880	Acceptable
ERA	4th/2012	12/12/12	MRAD-17	Vegetation	pCi/kg	Cobalt-60	2360	2030	1400-2840	Acceptable
ERA	4th/2012	12/12/12	MRAD-17	Vegetation	pCi/kg	Manganese-54	< 38.6	< 300	0.00 - 300	Acceptable
ERA	4th/2012	12/12/12	MRAD-17	Vegetation	pCi/kg	Potassium-40	36000	29600	21400-41500	Acceptable
ERA	4th/2012	12/12/12	MRAD-17	Vegetation	pCi/kg	Zinc-65	2500	1970	1420-2760	Acceptable
ERA	4th/2012	12/12/12	MRAD-17	Vegetation	pCi/kg	Strontium-90	9040	10000	5700-13300	Acceptable
ERA	4th/2012	12/12/12	MRAD-17	Filter	pCi/Filter	Americium-241	64.7	67.1	41.4-90.8	Acceptable
ERA	4th/2012	12/12/12	MRAD-17	Filter	pCi/Filter	Plutonium-238	50.3	55	37.7-72.3	Acceptable
ERA	4th/2012	12/12/12	MRAD-17	Filter	pCi/Filter	Plutonium-239	53.8	56.8	41.1-74.2	Acceptable
ERA	4th/2012	12/12/12	MRAD-17	Filter	pCi/Filter	Uranium-234	49.1	55.2	34.2-83.2	Acceptable
ERA	4th/2012	12/12/12	MRAD-17	Filter	pCi/Filter	Uranium-238	55	54.7	35.3-75.6	Acceptable
ERA	4th/2012	12/12/12	MRAD-17	Filter	pCi/Filter	Uranium-Total	106.6	112	62.0-170	Acceptable
ERA	4th/2012	12/12/12	MRAD-17	Filter	ug/Filter	Uranium-Total (mass)	165	164	105-231	Acceptable
ERA	4th/2012	12/12/12	MRAD-17	Filter	pCi/Filter	Cesium-134	393	429	273-532	Acceptable
ERA	4th/2012	12/12/12	MRAD-17	Filter	pCi/Filter	Cesium-137	810	793	596-1040	Acceptable
ERA	4th/2012	12/12/12	MRAD-17	Filter	pCi/Filter	Cobalt-60	532	521	403-651	Acceptable
ERA	4th/2012	12/12/12	MRAD-17	Filter	pCi/Filter	Manganese-54	< 3.97	< 50.0	0.00 - 50.0	Acceptable
ERA	4th/2012	12/12/12	MRAD-17	Filter	pCi/Filter	Zinc-65	765	692	496-955	Acceptable
ERA	4th/2012	12/12/12	MRAD-17	Filter	pCi/Filter	Strontium-90	167	166	81.1-249	Acceptable
ERA	4th/2012	12/12/12	MRAD-17	Filter	pCi/Filter	Uranium-Total (mass)	152	164	105-231	Acceptable
ERA	4th/2012	12/12/12	MRAD-17	Filter	pCi/Filter	Uranium-Total (mass)	160	164	105-231	Acceptable
ERA	4th/2012	12/12/12	MRAD-17	Filter	pCi/Filter	Gross Alpha	110	87	30.3 - 87.8	Acceptable
ERA	4th /2012	12/12/12	MRAD-17	Filter	pCi/Filter	Gross Beta	71.2	62.7	39.6-91.4	Acceptable
ERA	4th/2012	12/12/12	MRAD-17	Water	pCi/L	Uranium-234	155	159	119-205	Acceptable
ERA	4th/2012	12/12/12	MRAD-17	Water	pCi/L	Uranium-238	161	158	120-194	Acceptable
ERA	4th/2012	12/12/12	MRAD-17	Water	pCi/L	Uranium-Total	323.6	324	238-419	Acceptable
ERA	4th/2012	12/12/12	MRAD-17	Water	ug/L	Uranium-Total (mass)	482	473	337-572	Acceptable
ERA	4th/2012	12/12/12	MRAD-17	Water	pCi/L	Americium-241	96.3	91.8	61.8-123	Acceptable
ERA	4th/2012	12/12/12	MRAD-17	Water	pCi/L	Plutonium-238	98	97.7	72.3-122	Acceptable
ERA	4th/2012	12/12/12	MRAD-17	Water	pCi/L	Plutonium-239	82.5	85.8	66.6-108	Acceptable



ERA	4th/2012	12/12/12	MRAD-17	Water	pCi/L	Uranium-234	155	159	119-205	Acceptable
ERA	4th/2012	12/12/12	MRAD-17	Water	pCi/L	Uranium-238	161	158	120-194	Acceptable
ERA	4th/2012	12/12/12	MRAD-17	Water	pCi/L	Uranium-Total	312.6	324	238-419	Acceptable
ERA	4th/2012	12/12/12	MRAD-17	Water	ug/L	Uranium-Total (mass)	482	473	377-572	Acceptable
ERA	4th/2012	12/12/12	MRAD-17	Water	pCi/L	Cesium-134	786	876	643-1010	Acceptable
ERA	4th/2012	12/12/12	MRAD-17	Water	pCi/L	Cesium-137	2050	2040	1730-2440	Acceptable
ERA	4th/2012	12/12/12	MRAD-17	Water	pCi/L	Cobalt-60	1270	1260	1090-1470	Acceptable
ERA	4th/2012	12/12/12	MRAD-17	Water	pCi/L	Manganese-54	< 7.27	< 100	0.00 - 100	Acceptable
ERA	4th/2012	12/12/12	MRAD-17	Water	pCi/L	Zinc-65	950	879	733-1110	Acceptable
ERA	4th/2012	12/12/12	MRAD-17	Water	pCi/L	Strontium-90	577	681	444-900	Acceptable
ERA	4th/2012	12/12/12	MRAD-17	Water	pCi/L	Uranium-234	158	159	119-205	Acceptable
ERA	4th/2012	12/12/12	MRAD-17	Water	pCi/L	Uranium-238	162	158	120-194	Acceptable
ERA	4th/2012	12/12/12	MRAD-17	Water	pCi/L	Uranium-Total	327.7	324	238-419	Acceptable
ERA	4th/2012	12/12/12	MRAD-17	Water	pCi/L	Uranium-Total (mass)	485	473	337-572	Acceptable
ERA	4th/2012	12/12/12	MRAD-17	Water	pCi/L	Uranium-234	156	159	119-205	Acceptable
ERA	4th/2012	12/12/12	MRAD-17	Water	pCi/L	Uranium-238	162	158	120-194	Acceptable
ERA	4th/2012	12/12/12	MRAD-17	Water	pCi/L	Uranium-Total	318	324	238-419	Acceptable
ERA	4th/2012	12/12/12	MRAD-17	Water	pCi/L	Uranium-Total (mass)	482	473	337-572	Acceptable
ERA	4th/2012	12/12/12	MRAD-17	Water	pCi/L	Uranium-Total (mass)	463	473	337-572	Acceptable
ERA	4th/2012	12/12/12	MRAD-17	Water	pCi/L	Iron-55	673	548	327-743	Acceptable
ERA	4th/2012	12/12/12	MRAD-17	Water	pCi/L	Gross Alpha	62.1	76.9	27.3-119	Acceptable
ERA	4th/2012	12/12/12	MRAD-17	Water	pCi/L	Gross Beta	57.4	62.6	35.8-92.7	Acceptable
ERA	4th/2012	12/12/12	MRAD-17	Water	pCi/L	Tritium	17900	18700	12500-26700	Acceptable
ERA	3rd/2012	8/31/2012	RAD-90	Water	pCi/L	Barium-133	72.7	65.0	54.1-71.5	Not Acceptable
ERA	3rd/2012	8/31/2012	RAD-90	Water	pCi/L	Cesium-134	87.5	92.5	76.0-102	Acceptable
ERA	3rd/2012	8/31/2012	RAD-90	Water	pCi/L	Cesium-137	219	216	194-239	Acceptable
ERA	3rd/2012	8/31/2012	RAD-90	Water	pCi/L	Cobalt-50	55.6	51.3	46.2-59.0	Acceptable
ERA	3rd/2012	8/31/2012	RAD-90	Water	pCi/L	Zinc-65	108	98.9	89.0-118	Acceptable
ERA	3rd/2012	8/31/2012	RAD-90	Water	pCi/L	Gross Alpha	38.8	48.2	25.1-60.8	Acceptable
ERA	3rd/2012	8/31/2012	RAD-90	Water	pCi/L	Gross Beta	34.4	36.8	24.2-44.4	Acceptable
ERA	3rd/2012	8/31/2012	RAD-90	Water	pCi/L	Gross Alpha	40.9	48.2	25.1-60.6	Acceptable
ERA	3rd/2012	8/31/2012	RAD-90	Water	pCi/L	Radium-226	14.4	12.6	9.40-14.5	Acceptable
ERA	3rd/2012	8/31/2012	RAD-90	Water	pCi/L	Radium-226	14.6	12.6	9.40-14.5	Not Acceptable
ERA	3rd/2012	8/31/2012	RAD-90	Water	pCi/L	Radium-228	4.3	5.01	2.99-6.72	Acceptable
ERA	3rd/2012	8/31/2012	RAD-90	Water	pCi/L	Uranium (Nat)	49.4	49.7	40.3-55.2	Acceptable
ERA	3rd/2012	8/31/2012	RAD-90	Water	ug/L	Uranium (Nat) mass	73.4	72.5	58.8-80.6	Acceptable
ERA	3rd/2012	8/31/2012	RAD-90	Water	pCi/L	Tritium	7290	6790	5860-7470	Acceptable
ERA	3rd/2012	8/31/2012	RAD-90	Water	pCi/L	Strontium-89	55	47.9	37.5-55.2	Acceptable
ERA	3rd/2012	8/31/2012	RAD-90	Water	pCi/L	Strontium-90	27.1	28.7	20.9-33.4	Acceptable
ERA	3rd/2012	8/31/2012	RAD-90	Water	pCi/L	Strontium-89	48.3	47.9	37.5-55.2	Acceptable
ERA	3rd/2012	8/31/2012	RAD-90	Water	pCi/L	Strontium-90	28.9	28.7	20.9-33.4	Acceptable
ERA	3rd/2012	8/31/2012	RAD-91	Water	pCi/L	Barium-133	84.9	84.8	71.3-93.3	Acceptable
ERA	3rd/2012	8/31/2012	RAD-91	Water	pCi/L	Radium-226	12.8	15	11.2-17.2	Acceptable

TABLE 2
2012 ECKERT & ZIEGLER ANALYTICS PERFORMANCE EVALUATION RESULTS

PT Provider	Quarter / Year	Report Date	Sample Number	Sample Media	Unit	Analyte / Nuclide	GEL Value	Known value	Acceptance Range/ Ratio	Evaluation
EZA	1st/2012	02/08/12	E8197-278	Cartridge	pCi	Iodine-131	9.52E+01	8.92E+01	1.07	Acceptable
EZA	1st/2012	02/08/12	E8197-278	Milk	pCi/L	Strontium-89	8.78E+01	8.96E+01	0.98	Acceptable
EZA	1st/2012	02/08/12	E8197-278	Milk	pCi/L	Strontium-90	1.51E+01	1.48E+01	1.02	Acceptable
EZA	1st/2012	02/08/12	E8197-278	Milk	pCi/L	Iodine-131	9.36E+01	9.02E+01	1.04	Acceptable
EZA	1st/2012	02/08/12	E8197-278	Milk	pCi/L	Chromium-51	5.53E+02	5.66E+02	0.98	Acceptable
EZA	1st/2012	02/08/12	E8197-278	Milk	pCi/L	Cesium-134	1.59E+02	1.71E+02	0.93	Acceptable
EZA	1st/2012	02/08/12	E8197-278	Milk	pCi/L	Cesium-137	2.27E+02	2.10E+02	1.08	Acceptable
EZA	1st/2012	02/08/12	E8197-278	Milk	pCi/L	Cobalt-58	2.18E+02	2.21E+02	0.99	Acceptable
EZA	1st/2012	02/08/12	E8197-278	Milk	pCi/L	Manganese-54	2.52E+02	2.41E+02	1.05	Acceptable
EZA	1st/2012	02/08/12	E8197-278	Milk	pCi/L	Iron-59	1.90E+02	1.83E+02	1.04	Acceptable
EZA	1st/2012	02/08/12	E8197-278	Milk	pCi/L	Zinc-65	3.19E+02	2.91E+02	1.09	Acceptable
EZA	1st/2012	02/08/12	E8197-278	Milk	pCi/L	Cobalt-60	2.82E+02	2.70E+02	1.04	Acceptable
EZA	1st/2012	02/08/12	E8197-278	Milk	pCi/L	Cesium-141	1.00E+01	Not spiked	None	Acceptable
EZA	1st/2012	02/08/12	E8197-278	Water	pCi/L	Iodine-131	8.44E+01	8.87E+01	0.95	Acceptable
EZA	1st/2012	02/08/12	E8197-278	Water	pCi/L	Chromium-51	5.32E+02	5.66E+02	0.94	Acceptable
EZA	1st/2012	02/08/12	E8197-278	Water	pCi/L	Cesium-134	1.56E+02	1.71E+02	0.91	Acceptable
EZA	1st/2012	02/08/12	E8197-278	Water	pCi/L	Cesium-137	2.06E+02	2.10E+02	0.98	Acceptable
EZA	1st/2012	02/08/12	E8197-278	Water	pCi/L	Cobalt-58	2.02E+02	2.21E+02	0.92	Acceptable
EZA	1st/2012	02/08/12	E8197-278	Water	pCi/L	Manganese-54	2.50E+02	2.41E+02	1.04	Acceptable
EZA	1st/2012	02/08/12	E8197-278	Water	pCi/L	Iron-59	1.81E+02	1.83E+02	0.99	Acceptable
EZA	1st/2012	02/08/12	E8197-278	Water	pCi/L	Zinc-65	2.95E+02	2.91E+02	1.01	Acceptable
EZA	1st/2012	02/08/12	E8197-278	Water	pCi/L	Cobalt-60	2.58E+02	2.70E+02	0.96	Acceptable
EZA	1st/2012	02/08/12	E8197-278	Water	pCi/L	Cesium-141	-9.60E+01	Not spiked	None	Acceptable
EZA	1st/2012	03/15/12	E10043	Water	pCi/L	Iodine-131	1.01E+02	9.38E-01	1.08	Acceptable
EZA	1st/2012	03/15/12	E10043	Water	pCi/L	Cerium-141	2.64E+00	2.60E+00	1.01	Acceptable
EZA	1st/2012	03/15/12	E10043	Water	pCi/L	Chromium-51	3.34E+02	3.09E+02	1.08	Acceptable
EZA	1st/2012	03/15/12	E10043	Water	pCi/L	Cesium-134	9.90E-01	1.13E+02	0.94	Acceptable
EZA	1st/2012	03/15/12	E10043	Water	pCi/L	Cesium-137	1.26E+02	1.13E+02	1.12	Acceptable
EZA	1st/2012	03/15/12	E10043	Water	pCi/L	Cobalt-58	9.55E-01	9.34E-01	1.02	Acceptable
EZA	1st/2012	03/15/12	E10043	Water	pCi/L	Manganese-54	1.49E+02	1.38E+02	1.08	Acceptable
EZA	1st/2012	03/15/12	E10043	Water	pCi/L	Iron-59	1.40E+02	1.19E+02	1.18	Acceptable
EZA	1st/2012	03/15/12	E10043	Water	pCi/L	Zinc-65	2.58E+02	2.35E+02	1.1	Acceptable
EZA	1st/2012	03/15/12	E10043	Water	pCi/L	Cobalt-60	2.14E+02	1.97E+02	1.09	Acceptable
EZA	1st/2012	03/15/12	E10041	Milk	pCi/L	Strontium-89	7.94E-01	7.99E-01	0.99	Acceptable
EZA	1st/2012	03/15/12	E10041	Milk	pCi/L	Strontium-90	1.12E+01	1.14E+01	0.98	Acceptable
EZA	1st/2012	03/15/12	E10042	Milk	pCi/L	Iodine-131	1.02E+02	1.54E+02	1.10	Acceptable
EZA	1st/2012	03/15/12	E10042	Milk	pCi/L	Cerium-141	2.64E+02	2.60E+02	1.01	Acceptable
EZA	1st/2012	03/15/12	E10042	Milk	pCi/L	Chromium-51	4.46E+02	4.36E+02	1.02	Acceptable
EZA	1st/2012	03/15/12	E10042	Milk	pCi/L	Cesium-134	1.31E+02	1.49E+02	0.88	Acceptable
EZA	1st/2012	03/15/12	E10042	Milk	pCi/L	Cesium-137	1.62E+02	1.59E+02	1.02	Acceptable



EZA	1st/2012	03/15/12	E10042	Milk	pCi/L	Cobalt-58	1.28E+02	1.32E+02	0.97	Acceptable
EZA	1st/2012	03/15/12	E10042	Milk	pCi/L	Manganese-54	1.99E+02	1.95E+02	1.02	Acceptable
EZA	1st/2012	03/15/12	E10042	Milk	pCi/L	Iron-59	1.96E+02	1.68E+02	1.17	Acceptable
EZA	1st/2012	03/15/12	E10042	Milk	pCi/L	Zinc-65	3.50E+02	3.33E+02	1.05	Acceptable
EZA	1st/2012	03/15/12	E10040	Milk	pCi/L	Cobalt-60	2.90E+02	2.79E+02	1.04	Acceptable
EZA	1st/2012	03/15/12	E7465-278	Cartridge	pCi	Iodine-131	8.93E+01	9.42E+01	0.95	Acceptable
EZA	2nd/2012	06/14/12	E10175	Cartridge	pCi	Iodine-131	9.67E+01	9.72E+01	0.99	Acceptable
EZA	2nd/2012	06/14/12	E10176	Milk	pCi/L	Strontium-89	1.11E+02	9.98E+01	1.11	Acceptable
EZA	2nd/2012	06/14/12	E10176	Milk	pCi/L	Strontium-90	1.06E+02	1.27E+01	0.83	Acceptable
EZA	2nd/2012	06/14/12	E10177	Milk	pCi/L	Iodine-131	9.94E+01	9.97E+01	1.00	Acceptable
EZA	2nd/2012	06/14/12	E10177	Milk	pCi/L	Cerium-141	8.62E+01	8.22E+01	1.05	Acceptable
EZA	2nd/2012	06/14/12	E10177	Milk	pCi/L	Chromium-51	3.76E+02	4.02E+02	0.94	Acceptable
EZA	2nd/2012	06/14/12	E10177	Milk	pCi/L	Cesium-134	1.63E+02	1.74E+02	0.93	Acceptable
EZA	2nd/2012	06/14/12	E10177	Milk	pCi/L	Cesium-137	2.08E+02	2.12E+02	0.98	Acceptable
EZA	2nd/2012	06/14/12	E10177	Milk	pCi/L	Cobalt-58	8.94E+01	9.23E+01	0.97	Acceptable
EZA	2nd/2012	06/14/12	E10177	Milk	pCi/L	Manganese-54	1.27E+02	1.32E+02	0.96	Acceptable
EZA	2nd/2012	06/14/12	E10177	Milk	pCi/L	Iron-59	1.46E+02	1.28E+02	1.14	Acceptable
EZA	2nd/2012	06/14/12	E10177	Milk	pCi/L	Zinc-65	2.22E+02	1.99E+02	1.11	Acceptable
EZA	2nd/2012	06/14/12	E10177	Milk	pCi/L	Cobalt-60	3.52E+02	3.55E+02	0.99	Acceptable
EZA	2nd/2012	06/14/12	E10178	Water	pCi/L	Iodine-131	9.94E+01	9.94E+01	1.00	Acceptable
EZA	2nd/2012	06/14/12	E10178	Water	pCi/L	Cerium-141	1.31E+02	1.12E+02	1.17	Acceptable
EZA	2nd/2012	06/14/12	E10178	Water	pCi/L	Chromium-51	5.51E+02	5.48E+02	1.01	Acceptable
EZA	2nd/2012	06/14/12	E10178	Water	pCi/L	Cesium-134	2.22E+02	2.38E+02	0.93	Acceptable
EZA	2nd/2012	06/14/12	E10178	Water	pCi/L	Cesium-137	2.91E+02	2.89E+02	1.01	Acceptable
EZA	2nd/2012	06/14/12	E10178	Water	pCi/L	Cobalt-58	1.35E+02	1.26E+02	1.07	Acceptable
EZA	2nd/2012	06/14/12	E10178	Water	pCi/L	Manganese-54	1.83E+02	1.80E+02	1.02	Acceptable
EZA	2nd/2012	06/14/12	E10178	Water	pCi/L	Iron-59	2.00E+02	1.74E+02	1.15	Acceptable
EZA	2nd/2012	06/14/12	E10178	Water	pCi/L	Zinc-65	2.94E+02	2.72E+02	1.08	Acceptable
EZA	2nd/2012	06/14/12	E10178	Water	pCi/L	Cobalt-60	5.04E+02	4.84E+02	1.04	Acceptable
EZA	3rd/2012	11/06/12	E10281	Cartridge	pCi	Iodine-131	1.02E+02	9.64E+01	1.06	Acceptable
EZA	3rd/2012	11/06/12	E10283	Milk	pCi/L	Strontium-89	9.87E+01	9.96E+01	0.99	Acceptable
EZA	3rd/2012	11/06/12	E10283	Milk	pCi/L	Strontium-90	1.44E+01	1.60E+01	0.9	Acceptable
EZA	3rd/2012	11/06/12	E10284	Milk	pCi/L	Iodine-131	9.69E+01	9.96E+01	0.97	Acceptable
EZA	3rd/2012	11/06/12	E10284	Milk	pCi/L	Cerium-141	1.61E+02	1.64E+02	0.98	Acceptable
EZA	3rd/2012	11/06/12	E10284	Milk	pCi/L	Chromium-51	2.92E+02	2.48E+02	1.18	Acceptable
EZA	3rd/2012	11/06/12	E10284	Milk	pCi/L	Cesium-134	9.85E+01	1.08E+02	0.91	Acceptable
EZA	3rd/2012	11/06/12	E10284	Milk	pCi/L	Cesium-137	1.76E+02	1.74E+02	1.01	Acceptable
EZA	3rd/2012	11/06/12	E10284	Milk	pCi/L	Cobalt-58	9.72E+01	1.00E+02	0.97	Acceptable
EZA	3rd/2012	11/06/12	E10284	Milk	pCi/L	Manganese-54	1.98E+02	1.96E+02	1.01	Acceptable
EZA	3rd/2012	11/06/12	E10284	Milk	pCi/L	Iron-59	1.62E+02	1.52E+02	1.07	Acceptable
EZA	3rd/2012	11/06/12	E10284	Milk	pCi/L	Zinc-65	2.08E+02	1.92E+02	1.08	Acceptable
EZA	3rd/2012	11/06/12	E10284	Milk	pCi/L	Cobalt-60	1.59E+02	1.52E+02	1.05	Acceptable
EZA	3rd/2012	11/06/12	E10285	Water	pCi/L	Iodine-131	1.10E+02	9.99E+01	1.1	Acceptable
EZA	3rd/2012	11/06/12	E10285	Water	pCi/L	Cerium-141	2.49E+02	2.51E+02	0.99	Acceptable
EZA	3rd/2012	11/06/12	E10285	Water	pCi/L	Chromium-51	3.75E+02	3.80E+02	0.99	Acceptable
EZA	3rd/2012	11/06/12	E10285	Water	pCi/L	Cesium-134	1.51E+02	1.66E+02	0.91	Acceptable
EZA	3rd/2012	11/06/12	E10285	Water	pCi/L	Cesium-137	2.72E+02	2.67E+02	1.02	Acceptable



EZA	3rd/2012	11/06/12	E10285	Water	pCi/L	Cobalt-58	1.56E+02	1.54E+02	1.01	Acceptable
EZA	3rd/2012	11/06/12	E10285	Water	pCi/L	Manganese-54	3.16E+02	3.00E+02	1.05	Acceptable
EZA	3rd/2012	11/06/12	E10285	Water	pCi/L	Iron-59	2.65E+02	2.33E+02	1.14	Acceptable
EZA	3rd/2012	11/06/12	E10285	Water	pCi/L	Zinc-65	3.20E+02	2.95E+02	1.09	Acceptable
EZA	3rd/2012	11/06/12	E10285	Water	pCi/L	Cobalt-60	2.42E+02	2.33E+02	1.04	Acceptable



TABLE 3
2012 DEPARTMENT OF ENERGY MIXED ANALYTE PERFORMANCE EVALUATION PROGRAM
(MAPEP) RESULTS

Quarter / Year	Analytical Date	Sample Number	Sample Media	Unit	Analyte / Nuclide	GEL Value	Known value	Acceptance Range/ Ratio	Evaluation
2nd/2012	05/03/12	MAPEP-11-GrF24	Filter	Bq/sample	Gross Alpha	0.000	0.000	False Pos. Test	Acceptable
2nd/2012	05/03/12	MAPEP-11-GrF24	Filter	Bq/sample	Gross Beta	0.000	0.000	False Pos. Test	Acceptable
3rd/2012	07/26/12	MAPEP-12-MaS26	Soil	mg/kg	Americium-241	152	159	111-207	Acceptable
3rd/2012	07/26/12	MAPEP-12-MaS26	Soil	mg/kg	Cesium-134	754	828	580-1076	Acceptable
3rd/2012	07/26/12	MAPEP-12-MaS26	Soil	mg/kg	Cesium-137	0	0	False Pos Test	Acceptable
3rd/2012	07/26/12	MAPEP-12-MaS26	Soil	mg/kg	Cobalt-57	1430.0	1179	825-1533	Warning
3rd/2012	07/26/12	MAPEP-12-MaS26	Soil	mg/kg	Cobalt-60	0.97	1.56	Sens. Eval.	Acceptable
3rd/2012	07/26/12	MAPEP-12-MaS26	Soil	mg/kg	Iron-55	1456	1370	959-1781	Acceptable
3rd/2012	07/26/12	MAPEP-12-MaS26	Soil	mg/kg	Manganese-54	596	558	391-725	Acceptable
3rd/2012	07/26/12	MAPEP-12-MaS26	Soil	mg/kg	Nickel-63	888.0	862	603-1121	Acceptable
3rd/2012	07/26/12	MAPEP-12-MaS26	Soil	mg/kg	Plutonium-238	127.0	136	95-177	Acceptable
3rd/2012	07/26/12	MAPEP-12-MaS26	Soil	mg/kg	Plutonium-239/240	61.13	65.8	46.1-85.5	Acceptable
3rd/2012	07/26/12	MAPEP-12-MaS26	Soil	mg/kg	Potassium-40	1495	1491	1044-1938	Acceptable
3rd/2012	07/26/12	MAPEP-12-MaS26	Soil	mg/kg	Strontium-90	391.7	392	274-510	Acceptable
3rd/2012	07/26/12	MAPEP-12-MaS26	Soil	mg/kg	Technetium-99	345.3	374	262-486	Acceptable
3rd/2012	07/26/12	MAPEP-12-MaW26	Water	Bq/L	Americium-241	1.5067	1.630	1.14-2.12	Acceptable
3rd/2012	07/26/12	MAPEP-12-MaW26	Water	Bq/L	Cesium-134	0.09	0.0	False Pos Test	Acceptable
3rd/2012	07/26/12	MAPEP-12-MaW26	Water	Bq/L	Cesium-137	41.2	39.9	27.9-51.9	Acceptable
3rd/2012	07/26/12	MAPEP-12-MaW26	Water	Bq/L	Cobalt-57	34.45	32.9	23.0-42.8	Acceptable
3rd/2012	07/26/12	MAPEP-12-MaW26	Water	Bq/L	Cobalt-60	23.90	23.7	16.60-30.84	Acceptable
3rd/2012	07/26/12	MAPEP-12-MaW26	Water	Bq/L	Hydrogen-3	481.7	437	306-568	Acceptable
3rd/2012	07/26/12	MAPEP-12-MaW26	Water	Bq/L	Iron-55	88.10	81.9	57.3-106.5	Acceptable
3rd/2012	07/26/12	MAPEP-12-MaW26	Water	Bq/L	Manganese-54	33.3	31.8	22.3-41.3	Acceptable
3rd/2012	07/26/12	MAPEP-12-MaW26	Water	Bq/L	Nickel-63	59.6	60.0	42.0-78.0	Acceptable
3rd/2012	07/26/12	MAPEP-12-MaW26	Water	Bq/L	Plutonium-238	0.555	0.629	0.110-0.818	Acceptable
3rd/2012	07/26/12	MAPEP-12-MaW26	Water	Bq/L	Plutonium-239/240	1.230	1.340	0.94-1.74	Acceptable
3rd/2012	07/26/12	MAPEP-12-MaW26	Water	Bq/L	Potassium-40	156.5	142	99-185	Acceptable
3rd/2012	07/26/12	MAPEP-12-MaW26	Water	Bq/L	Strontium-90	0.01	0.00	False Pos Test	Acceptable
3rd/2012	07/26/12	MAPEP-12-MaW26	Water	Bq/L	Technetium-99	26.3	27.90	19.5-36.3	Acceptable
3rd/2012	07/26/12	MAPEP-12-MaW26	Water	Bq/L	Uranium-234/233	0.381	0.39	0.270-0.510	Acceptable
3rd/2012	07/26/12	MAPEP-12-MaW26	Water	Bq/L	Uranium-238	2.537	2.76	1.93-3.59	Acceptable
3rd/2012	07/26/12	MAPEP-12-MaW26	Water	Bq/L	Zinc-65	-0.220	0.00	False Pos Test	Acceptable
3rd/2012	07/26/12	MAPEP-12-GrW26	Water	Bq/L	Gross Alpha	2.043	2.140	0.64-3.64	Acceptable
3rd/2012	07/26/12	MAPEP-12-GrW26	Water	Bq/L	Gross Beta	6.820	6.36	3.18-9.54	Acceptable
3rd/2012	07/26/12	MAPEP-12-RdF26	Filter	ug/sample	Uranium-235	0.200	0.019	0.0131-0.243	Acceptable
3rd/2012	07/26/12	MAPEP-12-RdF26	Filter	ug/sample	Uranium-238	9.5	10.0	7.0-13.0	Acceptable
3rd/2012	07/26/12	MAPEP-12-RdF26	Filter	ug/sample	Uranium-Total	9.98	10.0	7.0-13.0	Acceptable
3rd/2012	07/26/12	MAPEP-12-RdF26	Filter	ug/sample	Americium-241	0.066	0.073	0.051-0.095	Acceptable



3rd/2012	07/26/12	MAPEP-12-RdF26	Filter	Bq/sample	Cesium-134	2.29	2.38	1.67-3.09	Acceptable
3rd/2012	07/26/12	MAPEP-12-RdF26	Filter	Bq/sample	Cesium-137	1.910	1.79	1.25-2.33	Acceptable
3rd/2012	07/26/12	MAPEP-12-RdF26	Filter	Bq/sample	Cobalt-57	0.008	0.00	False Pos Test	Acceptable
3rd/2012	07/26/12	MAPEP-12-RdF26	Filter	Bq/sample	Cobalt-60	2.235	2.18	1.527-2.837	Acceptable
3rd/2012	07/26/12	MAPEP-12-RdF26	Filter	Bq/sample	Manganese-54	3.440	3.24	2.27-4.21	Acceptable
3rd/2012	07/26/12	MAPEP-12-RdF26	Filter	Bq/sample	Plutonium-238	0.004	0.002	Sens. Eval.	Acceptable
3rd/2012	07/26/12	MAPEP-12-RdF26	Filter	Bq/sample	Plutonium-239/240	0.088	0.0970	0.068-0.126	Acceptable
3rd/2012	07/26/12	MAPEP-12-RdF26	Filter	Bq/sample	Strontium-90	0.012	0.00	False Pos Test	Acceptable
3rd/2012	07/26/12	MAPEP-12-RdF26	Filter	Bq/sample	Uranium-234/233	0.010	0.0188	0.0132-0.0244	Not Acceptable
3rd/2012	07/26/12	MAPEP-12-RdF26	Filter	Bq/sample	Uranium-238	0.111	0.124	0.087-0.161	Acceptable
3rd/2012	07/26/12	MAPEP-12-RdF26	Filter	Bq/sample	Zinc-65	3.460	2.99	2.09-3.89	Acceptable
3rd/2012	07/26/12	MAPEP-12-RdF26	Filter	Bq/sample	Gross Alpha	0.780	1.200	0.4-2.0	Acceptable
3rd/2012	07/26/12	MAPEP-12-RdF26	Filter	Bq/sample	Gross Beta	2.59	2.40	1.2-3.6	Acceptable
3rd/2012	07/26/12	MAPEP-12-RdF26	Filter	Bq/sample	Americium-241	0.005	0.00	False Pos Test	Acceptable
3rd/2012	07/26/12	MAPEP-12-RdV26	Veg.	Bq/sample	Cesium-134	7.655	8.43	5.90-10.96	Acceptable
3rd/2012	07/26/12	MAPEP-12-RdV26	Veg.	Bq/sample	Cesium-137	-0.025	0.00	False Pos Test	Acceptable
3rd/2012	07/26/12	MAPEP-12-RdV26	Veg.	Bq/sample	Cobalt-57	11.950	12.00	8.4-15.6	Acceptable
3rd/2012	07/26/12	MAPEP-12-RdV26	Veg.	Bq/sample	Cobalt-60	6.255	6.05	4.24-7.87	Acceptable
3rd/2012	07/26/12	MAPEP-12-RdV26	Veg.	Bq/sample	Manganese-54	0.029	0.00	False Pos Test	Acceptable
3rd/2012	07/26/12	MAPEP-12-RdV26	Veg.	Bq/sample	Plutonium-238	0.194	0.219	0.153-0.285	Acceptable
3rd/2012	07/26/12	MAPEP-12-RdV26	Veg.	Bq/sample	Plutonium-239/240	0.1226	0.152	0.106-0.198	Acceptable
3rd/2012	07/26/12	MAPEP-12-RdV26	Veg.	Bq/sample	Strontium-90	1.613	2.11	1.48-2.74	Warning
3rd/2012	07/26/12	MAPEP-12-RdV26	Veg.	Bq/sample	Uranium-234/233	0.030	0.411	0.0288-0.0534	Warning
3rd/2012	07/26/12	MAPEP-12-RdV26	Veg.	Bq/sample	Uranium-238	0.224	0.278	0.195-0.361	Acceptable
3rd/2012	07/26/12	MAPEP-12-RdV26	Veg.	Bq/sample	Zinc-65	9.720	8.90	6.23-11.57	Acceptable
4th/2012	11/26/12	MAPEP-12-MaS27	Soil	Bq/kg	Americium-241	106.67	111	78-144	Acceptable
4th/2012	11/26/12	MAPEP-12-MaS27	Soil	Bq/kg	Cesium-134	839.5	939	657-1221	Acceptable
4th/2012	11/26/12	MAPEP-12-MaS27	Soil	Bq/kg	Cesium-137	1230.0	1150	805-1495	Acceptable
4th/2012	11/26/12	MAPEP-12-MaS27	Soil	Bq/kg	Cobalt-57	1605	1316	921-1711	Acceptable
4th/2012	11/26/12	MAPEP-12-MaS27	Soil	Bq/kg	Cobalt-60	551.5	531	372-690	Acceptable
4th/2012	11/26/12	MAPEP-12-MaS27	Soil	Bq/kg	Iron-55	459.3	508	356-660	Acceptable
4th/2012	11/26/12	MAPEP-12-MaS27	Soil	Bq/kg	Manganese-54	1015	920	644-1196	Acceptable
4th/2012	11/26/12	MAPEP-12-MaS27	Soil	Bq/kg	Plutonium-238	104.6	106	74.1-137.5	Acceptable
4th/2012	11/26/12	MAPEP-12-MaS27	Soil	Bq/kg	Plutonium-239/240	132.33	134	94-174	Acceptable
4th/2012	11/26/12	MAPEP-12-MaS27	Soil	Bq/kg	Potassium-40	723	632	442-822	Acceptable
4th/2012	11/26/12	MAPEP-12-MaS27	Soil	Bq/kg	Strontium-90	476.7	508	356-660	Warning
4th/2012	11/26/12	MAPEP-12-MaS27	Soil	Bq/kg	Technetium-99	385.3	469	328-610	Acceptable
4th/2012	11/26/12	MAPEP-12-MaS27	Soil	Bq/kg	Uranium-234/233	51.6	60	42.2-78.4	Acceptable
4th/2012	11/26/12	MAPEP-12-MaS27	Soil	Bq/kg	Uranium-238	238.33	263	184-342	Acceptable
4th/2012	11/26/12	MAPEP-12-MaS27	Soil	Bq/kg	Zinc-65	721.5	606	424-788	Acceptable
4th/2012	11/26/12	MAPEP-12-MaW27	Water	Bq/L	Americium-241	0.9407	1.06	0.74-1.38	Acceptable
4th/2012	11/26/12	MAPEP-12-MaW27	Water	Bq/L	Cesium-134	20.6	23.2	16.2-30.2	Acceptable
4th/2012	11/26/12	MAPEP-12-MaW27	Water	Bq/L	Cesium-137	17.05	16.7	11.7-21.7	Acceptable
4th/2012	11/26/12	MAPEP-12-MaW27	Water	Bq/L	Cobalt-57	29.45	29.3	20.5-38.1	Acceptable
4th/2012	11/26/12	MAPEP-12-MaW27	Water	Bq/L	Cobalt-60	0.03	0.0	False Positive	Acceptable



4th/2012	11/26/12	MAPEP-12-MaW27	Water	Bq/L	Hydrogen-3	334	334	234-434	Acceptable
4th/2012	11/26/12	MAPEP-12-MaW27	Water	Bq/L	Manganese-54	18.4	17.8	12.5-23.1	Acceptable
4th/2012	11/26/12	MAPEP-12-MaW27	Water	Bq/L	Nickel-63	66.2	66.3	46.4-86.2	Acceptable
4th/2012	11/26/12	MAPEP-12-MaW27	Water	Bq/L	Plutonium-238	0.0088	0.0	Sensitivity Eval.	Acceptable
4th/2012	11/26/12	MAPEP-12-MaW27	Water	Bq/L	Plutonium-239/240	1.44	1.61	1.13-2.09	Acceptable
4th/2012	11/26/12	MAPEP-12-MaW27	Water	Bq/L	Potassium-40	140.5	134	94-174	Acceptable
4th/2012	11/26/12	MAPEP-12-MaW27	Water	Bq/L	Strontium-90	11.13	12.2	8.5-15.9	Acceptable
4th/2012	11/26/12	MAPEP-12-MaW27	Water	Bq/L	Technetium-99	4.5	4.58	3.21-5.95	Acceptable
4th/2012	11/26/12	MAPEP-12-MaW27	Water	Bq/L	Uranium-234/233	0.414	0.451	0.316-0.586	Acceptable
4th/2012	11/26/12	MAPEP-12-MaW27	Water	Bq/L	Uranium-238	2.96	3.33	2.33-4.33	Acceptable
4th/2012	11/26/12	MAPEP-12-MaW27	Water	Bq/L	Zinc-65	28.15	25.9	18.1-33.7	Acceptable
4th/2012	11/26/12	MAPEP-12-GrW27	Water	Bq/L	Gross Alpha	1.737	1.79	0.54-3.04	Acceptable
4th/2012	11/26/12	MAPEP-12-GrW27	Water	Bq/L	Gross Beta	8.893	9.1	4.6-13.7	Acceptable
4th/2012	11/26/12	MAPEP-12-XaW27	Water	Bq/L	Iodine-129	6.229	6.82	4.77-8.87	Acceptable
4th/2012	11/26/12	MAPEP-12-RdF27	Filter	uq/sample	Uranium-235	0.0154	0.0148	0.0104-0.0192	Acceptable
4th/2012	11/26/12	MAPEP-12-RdF27	Filter	uq/sample	Uranium-238	7.77	8	5.6-10.4	Acceptable
4th/2012	11/26/12	MAPEP-12-RdF27	Filter	uq/sample	Uranium-Total	7.785	8.1	5.7-10.5	Acceptable
4th/2012	11/26/12	MAPEP-12-RdF27	Filter	uq/sample	Americium-241	0.0716	0.078	0.0546-0.1014	Acceptable
4th/2012	11/26/12	MAPEP-12-RdF27	Filter	uq/sample	Cesium-134	2.795	2.74	1.92-3.56	Acceptable
4th/2012	11/26/12	MAPEP-12-RdF27	Filter	uq/sample	Cesium-137	-0.016	0	False Positive	Acceptable
4th/2012	11/26/12	MAPEP-12-RdF27	Filter	uq/sample	Cobalt-57	2.265	1.91	1.34-2.48	Acceptable
4th/2012	11/26/12	MAPEP-12-RdF27	Filter	uq/sample	Cobalt-60	1.865	1.728	1.210-2.246	Acceptable
4th/2012	11/26/12	MAPEP-12-RdF27	Filter	uq/sample	Manganese-54	2.465	2.36	1.65-3.07	Acceptable
4th/2012	11/26/12	MAPEP-12-RdF27	Filter	uq/sample	Plutonium-238	0.061	0.0625	0.0438-0.0813	Acceptable
4th/2012	11/26/12	MAPEP-12-RdF27	Filter	uq/sample	Plutonium-239/240	-0.002	0.00081	Sensitivity Eval.	Acceptable
4th/2012	11/26/12	MAPEP-12-RdF27	Filter	uq/sample	Strontium-90	0.914	1.03	0.72-1.34	Acceptable
4th/2012	11/26/12	MAPEP-12-RdF27	Filter	uq/sample	Uranium-234/233	0.009	0.0141	0.0099-0.0183	Not Acceptable
4th/2012	11/26/12	MAPEP-12-RdF27	Filter	uq/sample	Uranium-238	0.087	0.1	0.070-0.130	Not Acceptable
4th/2012	11/26/12	MAPEP-12-RdF27	Filter	uq/sample	Zinc-65	-0.154	0	False Positive	Acceptable
4th/2012	11/26/12	MAPEP-12-GrF27	Filter	Bq/sample	Gross Alpha	0.2253	0.97	0.29-1.65	Not Acceptable
4th/2012	11/26/12	MAPEP-12-GrF27	Filter	Bq/sample	Gross Beta	1.93	1.92	0.96-2.88	Acceptable
4th/2012	11/26/12	MAPEP-12-RdV27	Veg	Bq/sample	Americium-241	0.142	0.163	0.114-0.212	Acceptable
4th/2012	11/26/12	MAPEP-12-RdV27	Veg	Bq/sample	Cesium-134	6.355	6.51	4.56-8.46	Acceptable
4th/2012	11/26/12	MAPEP-12-RdV27	Veg	Bq/sample	Cesium-137	4.575	4.38	3.07-5.69	Acceptable
4th/2012	11/26/12	MAPEP-12-RdV27	Veg	Bq/sample	Cobalt-57	6.04	5.66	3.96-7.36	Acceptable
4th/2012	11/26/12	MAPEP-12-RdV27	Veg	Bq/sample	Cobalt-60	5.44	5.12	3.58-6.66	Acceptable
4th/2012	11/26/12	MAPEP-12-RdV27	Veg	Bq/sample	Manganese-54	3.565	3.27	2.29-4.25	Acceptable
4th/2012	11/26/12	MAPEP-12-RdV27	Veg	Bq/sample	Plutonium-238	0.176	0.187	0.131-0.243	Acceptable
4th/2012	11/26/12	MAPEP-12-RdV27	Veg	Bq/sample	Plutonium-239/240	0.12	0.123	0.086-0.160	Acceptable
4th/2012	11/26/12	MAPEP-12-RdV27	Veg	Bq/sample	Strontium-90	0.0018	0	False Positive	Acceptable
4th/2012	11/26/12	MAPEP-12-RdV27	Veg	Bq/sample	Uranium-234/233	0.024	0.0257	0.0180-0.0334	Acceptable
4th/2012	11/26/12	MAPEP-12-RdV27	Veg	Bq/sample	Uranium-238	0.143	0.158	0.111-0.205	Acceptable
4th/2012	11/26/12	MAPEP-12-RdV27	Veg	Bq/sample	Uranium-Total	11.1	12.7	8.9-16.5	Acceptable
4th/2012	11/26/12	MAPEP-12-RdV27	Veg	Bq/sample	Zinc-65	-0.04	0	False Positive	Acceptable



Laboratories LLC

P.O. Box 30712, Charleston, SC 29417

2012 ANNUAL QUALITY ASSURANCE REPORT

Page 29 of 60

4th/2012	11/26/12	MAPEP-11-XaW25	Water	Bq/sample	Iodine-129	8.723	9.5	6.7 - 12.4	Acceptable
----------	----------	----------------	-------	-----------	------------	-------	-----	------------	------------



TABLE 4
2012 ERA PROGRAM PERFORMANCE EVALUATION RESULTS

Quarter / Year	Analytical Date	Sample Number	Sample Media	Unit	Analyte / Nuclide	GEL Value	Known value	Acceptance Range/ Ratio	Evaluation
1st/2012	03/06/12	RAD - 88	Water	pCi/L	Barium-133	58.2	57.1	47.3-63.0	Acceptable
1st/2012	03/06/12	RAD - 88	Water	pCi/L	Cesium-134	63.5	64	52.0-70.4	Acceptable
1st/2012	03/06/12	RAD - 88	Water	pCi/L	Cesium-137	89.5	91.2	82.1-103	Acceptable
1st/2012	03/06/12	RAD - 88	Water	pCi/L	Cobalt-60	49.5	48.9	44.0-56.4	Acceptable
1st/2012	03/06/12	RAD - 88	Water	pCi/L	Zinc-65	75	71.8	64.2-86.7	Acceptable
1st/2012	03/06/12	RAD - 88	Water	pCi/L	Gross Alpha	31.0	35.7	18.4-45.9	Acceptable
1st/2012	03/06/12	RAD - 88	Water	pCi/L	Gross Beta	27.3	28.8	18.3-36.6	Acceptable
1st/2012	03/06/12	RAD - 88	Water	pCi/L	Gross Alpha	29.8	35.7	18.4-45.9	Acceptable
1st/2012	03/06/12	RAD - 88	Water	pCi/L	Radium-226	8.89	8.73	6.55-10.2	Acceptable
1st/2012	03/06/12	RAD - 88	Water	pCi/L	Radium-228	5.9	5.78	3.53-7.60	Acceptable
1st/2012	03/06/12	RAD - 88	Water	pCi/L	Uranium (Nat)	31.6	32.5	26.2-36.3	Acceptable
1st/2012	03/06/12	RAD - 88	Water	ug/L	Uranium (Nat) mass	49.9	47.5	38.3-53.1	Acceptable
1st/2012	03/06/12	RAD - 88	Water	pCi/L	Radium-226	8.80	8.73	6.55-10.2	Acceptable
1st/2012	03/06/12	RAD - 88	Water	pCi/L	Radium-228	4.8	5.78	3.53-7.60	Acceptable
1st/2012	03/06/12	RAD - 88	Water	pCi/L	Uranium (Nat)	27.6	32.5	26.2-36.3	Acceptable
1st/2012	03/06/12	RAD - 88	Water	ug/L	Uranium (Nat) mass	41.2	47.5	38.3-53.1	Acceptable
1st/2012	03/06/12	RAD - 88	Water	pCi/L	Tritium	16200	19200	16800-21100	Not Acceptable
1st/2012	03/06/12	RAD - 88	Water	pCi/L	Strontium-89	38.4	42.5	32.7-49.6	Acceptable
1st/2012	03/06/12	RAD - 88	Water	pCi/L	Strontium-90	23.5	24.2	17.4-28.3	Acceptable
1st/2012	03/06/12	RAD - 88	Water	pCi/L	Strontium-89	42.2	42.5	32.7-49.6	Acceptable
1st/2012	03/06/12	RAD - 88	Water	pCi/L	Strontium-90	24.2	24.2	17.4-28.3	Acceptable
1st/2012	03/06/12	RAD - 88	Water	pCi/L	Iodine-131	28.4	25.7	21.3-30.3	Acceptable
1st/2012	03/06/12	RAD - 88	Water	pCi/L	Iodine-131	28.4	25.7	21.3-30.3	Acceptable
2nd/2012	05/24/12	RAD-89	Water	pCi/L	Tritium	1700	15800	13800-17400	Not Acceptable
3rd/2012	8/31/2012	RAD-90	Water	pCi/L	Barium-133	72.7	65.0	54.1-71.5	Not Acceptable
3rd/2012	8/31/2012	RAD-90	Water	pCi/L	Cesium-134	87.5	92.5	76.0-102	Acceptable
3rd/2012	8/31/2012	RAD-90	Water	pCi/L	Cesium-137	219	216	194-239	Acceptable
3rd/2012	8/31/2012	RAD-90	Water	pCi/L	Cobalt-50	55.6	51.3	46.2-59.0	Acceptable
3rd/2012	8/31/2012	RAD-90	Water	pCi/L	Zinc-65	108	98.9	89.0-118	Acceptable
3rd/2012	8/31/2012	RAD-90	Water	pCi/L	Gross Alpha	38.8	48.2	25.1-60.8	Acceptable
3rd/2012	8/31/2012	RAD-90	Water	pCi/L	Gross Beta	34.4	36.8	24.2-44.4	Acceptable
3rd/2012	8/31/2012	RAD-90	Water	pCi/L	Gross Alpha	40.9	48.2	25.1-60.6	Acceptable
3rd/2012	8/31/2012	RAD-90	Water	pCi/L	Radium-226	14.4	12.6	9.40-14.5	Acceptable
3rd/2012	8/31/2012	RAD-90	Water	pCi/L	Radium-226	14.6	12.6	9.40-14.5	Not Acceptable
3rd/2012	8/31/2012	RAD-90	Water	pCi/L	Radium-228	4.3	5.01	2.99-6.72	Acceptable
3rd/2012	8/31/2012	RAD-90	Water	pCi/L	Uranium (Nat)	49.4	49.7	40.3-55.2	Acceptable
3rd/2012	8/31/2012	RAD-90	Water	ug/L	Uranium (Nat) mass	73.4	72.5	58.8-80.6	Acceptable
3rd/2012	8/31/2012	RAD-90	Water	pCi/L	Tritium	7290	6790	5860-7470	Acceptable



3rd/2012	8/31/2012	RAD-90	Water	pCi/L	Strontium-89	55	47.9	37.5-55.2	Acceptable
3rd/2012	8/31/2012	RAD-90	Water	pCi/L	Strontium-90	27.1	28.7	20.9-33.4	Acceptable
3rd/2012	8/31/2012	RAD-90	Water	pCi/L	Strontium-89	48.3	47.9	37.5-55.2	Acceptable
3rd/2012	8/31/2012	RAD-90	Water	pCi/L	Strontium-90	28.9	28.7	20.9-33.4	Acceptable
3rd/2012	8/31/2012	RAD-91	Water	pCi/L	Barium-133	84.9	84.8	71.3-93.3	Acceptable
3rd/2012	8/31/2012	RAD-91	Water	pCi/L	Radium-226	12.8	15	11.2-17.2	Acceptable

TABLE 5
2012 ERA PROGRAM (MRAD) PERFORMANCE EVALUATION RESULTS

Quarter / Year	Analytical Date	Sample Number	Sample Media	Unit	Analyte / Nuclide	GEL Value	Known value	Acceptance Range/ Ratio	Evaluation
2nd/2012	05/18/12	MRAD-16	Soil	pCi/kg	Actinium-228	1330	1570	110-2180	Acceptable
2nd/2012	05/18/12	MRAD-16	Soil	pCi/kg	Americium-241	900	938	549-1220	Acceptable
2nd/2012	05/18/12	MRAD-16	Soil	pCi/kg	Bismuth-212	1540	1550	413-2280	Acceptable
2nd/2012	05/18/12	MRAD-16	Soil	pCi/kg	Bismuth-214	1100	1100	665-1590	Acceptable
2nd/2012	05/18/12	MRAD-16	Soil	pCi/kg	Cesium-134	2380	2180	1420-2620	Acceptable
2nd/2012	05/18/12	MRAD-16	Soil	pCi/kg	Cesium-137	10700	8770	6720-11300	Acceptable
2nd/2012	05/18/12	MRAD-16	Soil	pCi/kg	Cobalt-60	4060	3500	2370-4820	Acceptable
2nd/2012	05/18/12	MRAD-16	Soil	pCi/kg	Lead-212	1380	1510	992-2110	Acceptable
2nd/2012	05/18/12	MRAD-16	Soil	pCi/kg	Lead-214	1350	1110	647-1650	Acceptable
2nd/2012	05/18/12	MRAD-16	Soil	pCi/kg	Manganese-54	<37.2	<1000	0-1000	Acceptable
2nd/2012	05/18/12	MRAD-16	Soil	pCi/kg	Plutonium-238	842	984.00	592-1360	Acceptable
2nd/2012	05/18/12	MRAD-16	Soil	pCi/kg	Plutonium-239	793	879.00	575-1210	Acceptable
2nd/2012	05/18/12	MRAD-16	Soil	pCi/kg	Potassium-40	10400	11600	8470-15600	Acceptable
2nd/2012	05/18/12	MRAD-16	Soil	pCi/kg	Strontium-90	7370	8800	3360-13900	Acceptable
2nd/2012	05/18/12	MRAD-16	Soil	pCi/kg	Thorium-234	2360	2000	632-3760	Acceptable
2nd/2012	05/18/12	MRAD-16	Soil	pCi/kg	Zinc-65	4540	3650	2910-4850	Acceptable
2nd/2012	05/18/12	MRAD-16	Soil	pCi/kg	Strontium-90	7370	8800	3360-13900	Acceptable
2nd/2012	05/18/12	MRAD-16	Soil	pCi/kg	Uranium-234	2250	1960	1200-2510	Acceptable
2nd/2012	05/18/12	MRAD-16	Soil	pCi/kg	Uranium-238	1620	2000	1240-2540	Acceptable
2nd/2012	05/18/12	MRAD-16	Soil	pCi/kg	Uranium-Total	4220	4030	2190-5320	Acceptable
2nd/2012	05/18/12	MRAD-16	Soil	ug/kg	Uranium-Total(mass)	5070	5880	3240-7400	Acceptable
2nd/2012	05/18/12	MRAD-16	Vegetation	pCi/kg	Americium-241	4270	4540	2780-6040	Acceptable
2nd/2012	05/18/12	MRAD-16	Vegetation	pCi/kg	Curium-244	829	812	400 - 1260	Acceptable
2nd/2012	05/18/12	MRAD-16	Vegetation	pCi/kg	Plutonium-238	2300	2570	1400-3220	Acceptable
2nd/2012	05/18/12	MRAD-16	Vegetation	pCi/kg	Plutonium-239	2480	2570	1580-3540	Acceptable
2nd/2012	05/18/12	MRAD-16	Vegetation	pCi/kg	Uranium-234	3310	3610	2370-4640	Acceptable
2nd/2012	05/18/12	MRAD-16	Vegetation	pCi/kg	Uranium-238	3540	3580	2390-4550	Acceptable
2nd/2012	05/18/12	MRAD-16	Vegetation	pCi/kg	Uranium-Total	7025	7350	4980-9150	Acceptable
2nd/2012	05/18/12	MRAD-16	Vegetation	ug/kg	Uranium-Total(mass)	10600	10700	7170-13600	Acceptable
2nd/2012	05/18/12	MRAD-16	Vegetation	pCi/kg	Americium-241	4270	4540	2780-6040	Acceptable
2nd/2012	05/18/12	MRAD-16	Vegetation	pCi/kg	Cesium-134	2840	2920	1880-3790	Acceptable
2nd/2012	05/18/12	MRAD-16	Vegetation	pCi/kg	Cesium-137	1330	1340	972-1860	Acceptable
2nd/2012	05/18/12	MRAD-16	Vegetation	pCi/kg	Cobalt-60	2380	2210	1520-3090	Acceptable
2nd/2012	05/18/12	MRAD-16	Vegetation	pCi/kg	Manganese-54	<68.8	<300	0.00-300	Acceptable
2nd/2012	05/18/12	MRAD-16	Vegetation	pCi/kg	Potassium-40	33700	28600	20700-40100	Acceptable
2nd/2012	05/18/12	MRAD-16	Vegetation	pCi/kg	Zinc-65	2570	2310	1670-3240	Acceptable
2nd/2012	05/18/12	MRAD-16	Vegetation	pCi/kg	Strontium-90	7000	8520	4860-11300	Acceptable
2nd/2012	05/18/12	MRAD-16	Filter	pCi/Filter	Americium-241	72.4	68.8	42.4-93.1	Acceptable
2nd/2012	05/18/12	MRAD-16	Filter	pCi/Filter	Plutonium-238	57.3	63.2	43.3-83.1	Acceptable
2nd/2012	05/18/12	MRAD-16	Filter	pCi/Filter	Plutonium-239	58.8	63	45.6-82.4	Acceptable



2nd/2012	05/18/12	MRAD-16	Filter	pCi/Filter	Uranium-234	42.5	47.5	29.4-71.6	Acceptable
2nd/2012	05/18/12	MRAD-16	Filter	pCi/Filter	Uranium-238	44.5	47.4	30.4-65.1	Acceptable
2nd/2012	05/18/12	MRAD-16	Filter	pCi/Filter	Uranium-Total	89.4	96.7	53.5-147	Acceptable
2nd/2012	05/18/12	MRAD-16	Filter	ug/Filter	Uranium-Total(mass)	134	141	90.2-198	Acceptable
2nd/2012	05/18/12	MRAD-16	Filter	pCi/Filter	Americium-241	72.4	68.8	42.4-93.1	Acceptable
2nd/2012	05/18/12	MRAD-16	Filter	pCi/Filter	Cesium-134	260	279	182 - 345	Acceptable
2nd/2012	05/18/12	MRAD-16	Filter	pCi/Filter	Cesium-137	1210	1130	849-1480	Acceptable
2nd/2012	05/18/12	MRAD-16	Filter	pCi/Filter	Cobalt-60	942	880	681-1100	Acceptable
2nd/2012	05/18/12	MRAD-16	Filter	pCi/Filter	Manganese-54	<7.68	<50.0	0-50.0	Acceptable
2nd/2012	05/18/12	MRAD-16	Filter	pCi/Filter	Zinc-65	1040	897	642-1240	Acceptable
2nd/2012	05/18/12	MRAD-16	Filter	pCi/Filter	Strontium-90	87	89.6	43.8-134	Acceptable
2nd/2012	05/18/12	MRAD-16	Filter	pCi/Filter	Iron-55	776	739	229-1440	Acceptable
2nd/2012	05/18/12	MRAD-16	Filter	ug/Filter	Uranium-Total(mass)	147	141	90.2-198	Acceptable
2nd/2012	05/18/12	MRAD-16	Filter	pCi/Filter	Gross Alpha	93.9	77.8	26.1-121	Acceptable
2nd/2012	05/18/12	MRAD-16	Filter	pCi/Filter	Gross Beta	57.3	52.5	33.2-76.5	Acceptable
2nd/2012	05/18/12	MRAD-16	Water	pCi/L	Uranium-234	92.6	105	78.9-135	Acceptable
2nd/2012	05/18/12	MRAD-16	Water	pCi/L	Uranium-238	94.9	104	79.3-128	Acceptable
2nd/2012	05/18/12	MRAD-16	Water	pCi/L	Uranium-Total	192.6	214	157-277	Acceptable
2nd/2012	05/18/12	MRAD-16	Water	ug/L	Uranium-Total(mass)	285	312	249-377	Acceptable
2nd/2012	05/18/12	MRAD-16	Water	pCi/L	Americium-241	132	135	91.0-181	Acceptable
2nd/2012	05/18/12	MRAD-16	Water	pCi/L	Plutonium-238	127	135	99.9-168	Acceptable
2nd/2012	05/18/12	MRAD-16	Water	pCi/L	Plutonium-239	107	112	86.9-141	Acceptable
2nd/2012	05/18/12	MRAD-16	Water	pCi/L	Cesium-134	580	609	447-700	Acceptable
2nd/2012	05/18/12	MRAD-16	Water	pCi/L	Cesium-137	1290	1250	1060-1500	Acceptable
2nd/2012	05/18/12	MRAD-16	Water	pCi/L	Cobalt-60	910	875	760-1020	Acceptable
2nd/2012	05/18/12	MRAD-16	Water	pCi/L	Manganese-54	<5.0	<100	0.00-100	Acceptable
2nd/2012	05/18/12	MRAD-16	Water	pCi/L	Zinc-65	822	749	624-945	Acceptable
2nd/2012	05/18/12	MRAD-16	Water	pCi/L	Strontium-90	970	989	644-1310	Acceptable
2nd/2012	05/18/12	MRAD-16	Water	pCi/L	Iron-55	987	863	514-1170	Acceptable
2nd/2012	05/18/12	MRAD-16	Water	pCi/L	Gross Alpha	95.9	103	36.6-160	Acceptable
2nd/2012	05/18/12	MRAD-16	Water	pCi/L	Gross Beta	50	43.7	25.0-64.7	Acceptable
2nd/2012	05/18/12	MRAD-16	Water	pCi/L	Tritium	8740	9150	6130-13000	Acceptable
4th/2012	12/12/12	MRAD-17	Soil	pCi/kg	Uranium-234	4310	4310	2830-5540	Acceptable
4th/2012	12/12/12	MRAD-17	Soil	pCi/kg	Uranium-238	4330	4280	2860-5440	Acceptable
4th/2012	12/12/12	MRAD-17	Soil	pCi/kg	Uranium-Total	4849	5190	2960 - 7010	Acceptable
4th/2012	12/12/12	MRAD-17	Soil	ug/kg	Uranium-Total(mass)	8860	8790	5960-10900	Acceptable
4th/2012	12/12/12	MRAD-17	Soil	pCi/kg	Uranium-234	3720	3400	2080-4360	Acceptable
4th/2012	12/12/12	MRAD-17	Soil	pCi/kg	Uranium-238	3350	3420	2120-4340	Acceptable
4th/2012	12/12/12	MRAD-17	Soil	pCi/kg	Uranium-Total	7232	6970	3780-9200	Acceptable
4th/2012	12/12/12	MRAD-17	Soil	ug/kg	Uranium-Total(mass)	10400	10200	5620-12800	Acceptable
4th/2012	12/12/12	MRAD-17	Soil	pCi/kg	Actinium-228	1400	1240	795-1720	Acceptable
4th/2012	12/12/12	MRAD-17	Soil	pCi/kg	Americium-241	847	728	426-946	Acceptable
4th/2012	12/12/12	MRAD-17	Soil	pCi/kg	Bismuth-212	1300	1240	330-1820	Acceptable
4th/2012	12/12/12	MRAD-17	Soil	pCi/kg	Bismuth-214	1310	1290	777-1860	Acceptable
4th/2012	12/12/12	MRAD-17	Soil	pCi/kg	Cesium-134	2210	1980	1290-2380	Acceptable



4th/2012	12/12/12	MRAD-17	Soil	pCi/kg	Cesium-137	4140	3470	2660-4460	Acceptable
4th/2012	12/12/12	MRAD-17	Soil	pCi/kg	Cobalt-60	5270	4310	2910-5930	Acceptable
4th/2012	12/12/12	MRAD-17	Soil	pCi/kg	Lead-212	1250	1240	812-1730	Acceptable
4th/2012	12/12/12	MRAD-17	Soil	pCi/kg	Lead-214	1580	1290	753-1920	Acceptable
4th/2012	12/12/12	MRAD-17	Soil	pCi/kg	Manganese-54	< 35	< 1000	0.00 - 1000	Acceptable
4th/2012	12/12/12	MRAD-17	Soil	pCi/kg	Plutonium-238	1250	981	590-1350	Acceptable
4th/2012	12/12/12	MRAD-17	Soil	pCi/kg	Plutonium-239	1110	871	569-1200	Acceptable
4th/2012	12/12/12	MRAD-17	Soil	pCi/kg	Potassium-40	11000	12300	8980-16500	Acceptable
4th/2012	12/12/12	MRAD-17	Soil	pCi/kg	Thorium-234	5120	3420	1080-6430	Acceptable
4th/2012	12/12/12	MRAD-17	Soil	pCi/kg	Zinc-65	3770	2880	2290-3830	Acceptable
4th/2012	12/12/12	MRAD-17	Soil	pCi/kg	Strontium-90	6670	6860	2620-10800	Acceptable
4th/2012	12/12/12	MRAD-17	Soil	pCi/kg	Uranium-234	2640	2530	1600 - 3140	Acceptable
4th/2012	12/12/12	MRAD-17	Soil	pCi/kg	Uranium-238	2450	2560	1560 - 3250	Acceptable
4th/2012	12/12/12	MRAD-17	Soil	pCi/kg	Uranium-Total	5200	5190	2960 - 7010	Acceptable
4th/2012	12/12/12	MRAD-17	Soil	ug/kg	Uranium-Total (mass)	7286	7570	4160 - 9520	Acceptable
4th/2012	12/12/12	MRAD-17	Soil	ug/kg	Uranium-Total (mass)	7430	7570	4160 - 9520	Acceptable
4th/2012	12/12/12	MRAD-17	Soil	pCi/kg	Americium-241	3040	2980	1700 - 4090	Acceptable
4th/2012	12/12/12	MRAD-17	Soil	pCi/kg	Curium-244	697	642	316 - 1000	Acceptable
4th/2012	12/12/12	MRAD-17	Soil	pCi/kg	Plutonium-238	3000	2880	1560 - 4220	Acceptable
4th/2012	12/12/12	MRAD-17	Soil	pCi/kg	Plutonium-239	2910	2980	1850 - 4060	Acceptable
4th/2012	12/12/12	MRAD-17	Soil	pCi/kg	Uranium-234	2580	2420	1660 - 3210	Acceptable
4th/2012	12/12/12	MRAD-17	Soil	pCi/kg	Uranium-238	2660	2400	1690 - 3030	Acceptable
4th/2012	12/12/12	MRAD-17	Soil	pCi/kg	Uranium-Total	5356	4920	3330 - 6120	Acceptable
4th/2012	12/12/12	MRAD-17	Soil	ug/kg	Uranium-Total (mass)	7970	7180	4810 - 9120	Acceptable
4th/2012	12/12/12	MRAD-17	Soil	pCi/kg	Cesium-134	1480	1380	790 - 1910	Acceptable
4th/2012	12/12/12	MRAD-17	Soil	pCi/kg	Cesium-137	1570	1270	932 - 1760	Acceptable
4th/2012	12/12/12	MRAD-17	Soil	pCi/kg	Cobalt-60	1800	1500	1010 - 2160	Acceptable
4th/2012	12/12/12	MRAD-17	Soil	pCi/kg	Manganese-54	< 44.0	< 300	0.00 - 300	Acceptable
4th/2012	12/12/12	MRAD-17	Soil	pCi/kg	Potassium-40	32100	28800	20700 - 40800	Acceptable
4th/2012	12/12/12	MRAD-17	Soil	pCi/kg	Zinc-65	3470	2770	2000 - 3790	Acceptable
4th/2012	12/12/12	MRAD-17	Soil	pCi/kg	Strontium-90	6320	5440	3040 - 7220	Acceptable
4th/2012	12/12/12	MRAD-17	Vegetation	pCi/kg	Americium-241	3780	3540	2160-4710	Acceptable
4th/2012	12/12/12	MRAD-17	Vegetation	pCi/kg	Curium-244	1910	1850	906-2880	Acceptable
4th/2012	12/12/12	MRAD-17	Vegetation	pCi/kg	Plutonium-238	2360	2250	1340-3080	Acceptable
4th/2012	12/12/12	MRAD-17	Vegetation	pCi/kg	Plutonium-239	2270	2170	1330-2990	Acceptable
4th/2012	12/12/12	MRAD-17	Vegetation	pCi/kg	Uranium-234	4310	4310	2830-5540	Acceptable
4th/2012	12/12/12	MRAD-17	Vegetation	pCi/kg	Uranium-238	4330	4280	2860-5440	Acceptable
4th/2012	12/12/12	MRAD-17	Vegetation	pCi/kg	Uranium-Total	8860	8790	5960-10900	Acceptable
4th/2012	12/12/12	MRAD-17	Vegetation	ug/kg	Uranium-Total (mass)	13000	12800	8580-16200	Acceptable
4th/2012	12/12/12	MRAD-17	Vegetation	ug/kg	Uranium-Total (mass)	11900	12800	8580-16200	Acceptable
4th/2012	12/12/12	MRAD-17	Vegetation	pCi/kg	Cesium-134	2240	2350	1510-3050	Acceptable
4th/2012	12/12/12	MRAD-17	Vegetation	pCi/kg	Cesium-137	2190	2070	1500-2880	Acceptable
4th/2012	12/12/12	MRAD-17	Vegetation	pCi/kg	Cobalt-60	2360	2030	1400-2840	Acceptable
4th/2012	12/12/12	MRAD-17	Vegetation	pCi/kg	Manganese-54	< 38.6	< 300	0.00 - 300	Acceptable

4th/2012	12/12/12	MRAD-17	Vegetation	pCi/kg	Potassium-40	36000	29600	21400-41500	Acceptable
4th/2012	12/12/12	MRAD-17	Vegetation	pCi/kg	Zinc-65	2500	1970	1420-2760	Acceptable
4th/2012	12/12/12	MRAD-17	Vegetation	pCi/kg	Strontium-90	9040	10000	5700-13300	Acceptable
4th/2012	12/12/12	MRAD-17	Filter	pCi/Filter	Americium-241	64.7	67.1	41.4-90.8	Acceptable
4th/2012	12/12/12	MRAD-17	Filter	pCi/Filter	Plutonium-238	50.3	55	37.7-72.3	Acceptable
4th/2012	12/12/12	MRAD-17	Filter	pCi/Filter	Plutonium-239	53.8	56.8	41.1-74.2	Acceptable
4th/2012	12/12/12	MRAD-17	Filter	pCi/Filter	Uranium-234	49.1	55.2	34.2-83.2	Acceptable
4th/2012	12/12/12	MRAD-17	Filter	pCi/Filter	Uranium-238	55	54.7	35.3-75.6	Acceptable
4th/2012	12/12/12	MRAD-17	Filter	pCi/Filter	Uranium-Total	106.6	112	62.0-170	Acceptable
4th/2012	12/12/12	MRAD-17	Filter	ug/Filter	Uranium-Total (mass)	165	164	105-231	Acceptable
4th/2012	12/12/12	MRAD-17	Filter	pCi/Filter	Cesium-134	393	429	273-532	Acceptable
4th/2012	12/12/12	MRAD-17	Filter	pCi/Filter	Cesium-137	810	793	596-1040	Acceptable
4th/2012	12/12/12	MRAD-17	Filter	pCi/Filter	Cobalt-60	532	521	403-651	Acceptable
4th/2012	12/12/12	MRAD-17	Filter	pCi/Filter	Manganese-54	< 3.97	< 50.0	0.00 - 50.0	Acceptable
4th/2012	12/12/12	MRAD-17	Filter	pCi/Filter	Zinc-65	765	692	496-955	Acceptable
4th/2012	12/12/12	MRAD-17	Filter	pCi/Filter	Strontium-90	167	166	81.1-249	Acceptable
4th/2012	12/12/12	MRAD-17	Filter	pCi/Filter	Uranium-Total (mass)	152	164	105-231	Acceptable
4th/2012	12/12/12	MRAD-17	Filter	pCi/Filter	Uranium-Total (mass)	160	164	105-231	Acceptable
4th/2012	12/12/12	MRAD-17	Filter	pCi/Filter	Gross Alpha	110	87	30.3 - 87.8	Acceptable
4th/2012	12/12/12	MRAD-17	Filter	pCi/Filter	Gross Beta	71.2	62.7	39.6-91.4	Acceptable
4th/2012	12/12/12	MRAD-17	Water	pCi/L	Uranium-234	155	159	119-205	Acceptable
4th/2012	12/12/12	MRAD-17	Water	pCi/L	Uranium-238	161	158	120-194	Acceptable
4th/2012	12/12/12	MRAD-17	Water	pCi/L	Uranium-Total	323.6	324	238-419	Acceptable
4th/2012	12/12/12	MRAD-17	Water	ug/L	Uranium-Total (mass)	482	473	337-572	Acceptable
4th/2012	12/12/12	MRAD-17	Water	pCi/L	Americium-241	96.3	91.8	61.8-123	Acceptable
4th/2012	12/12/12	MRAD-17	Water	pCi/L	Plutonium-238	98	97.7	72.3-122	Acceptable
4th/2012	12/12/12	MRAD-17	Water	pCi/L	Plutonium-239	82.5	85.8	66.6-108	Acceptable
4th/2012	12/12/12	MRAD-17	Water	pCi/L	Uranium-234	155	159	119-205	Acceptable
4th/2012	12/12/12	MRAD-17	Water	pCi/L	Uranium-238	161	158	120-194	Acceptable
4th/2012	12/12/12	MRAD-17	Water	pCi/L	Uranium-Total	312.6	324	238-419	Acceptable
4th/2012	12/12/12	MRAD-17	Water	ug/L	Uranium-Total (mass)	482	473	377-572	Acceptable
4th/2012	12/12/12	MRAD-17	Water	pCi/L	Cesium-134	786	876	643-1010	Acceptable
4th/2012	12/12/12	MRAD-17	Water	pCi/L	Cesium-137	2050	2040	1730-2440	Acceptable
4th/2012	12/12/12	MRAD-17	Water	pCi/L	Cobalt-60	1270	1260	1090-1470	Acceptable
4th/2012	12/12/12	MRAD-17	Water	pCi/L	Manganese-54	< 7.27	< 100	0.00 - 100	Acceptable
4th/2012	12/12/12	MRAD-17	Water	pCi/L	Zinc-65	950	879	733-1110	Acceptable
4th/2012	12/12/12	MRAD-17	Water	pCi/L	Strontium-90	577	681	444-900	Acceptable
4th/2012	12/12/12	MRAD-17	Water	pCi/L	Uranium-234	158	159	119-205	Acceptable
4th/2012	12/12/12	MRAD-17	Water	pCi/L	Uranium-238	162	158	120-194	Acceptable
4th/2012	12/12/12	MRAD-17	Water	pCi/L	Uranium-Total	327.7	324	238-419	Acceptable
4th/2012	12/12/12	MRAD-17	Water	pCi/L	Uranium-Total (mass)	485	473	337-572	Acceptable
4th/2012	12/12/12	MRAD-17	Water	pCi/L	Uranium-234	156	159	119-205	Acceptable
4th/2012	12/12/12	MRAD-17	Water	pCi/L	Uranium-238	162	158	120-194	Acceptable
4th/2012	12/12/12	MRAD-17	Water	pCi/L	Uranium-Total	318	324	238-419	Acceptable

4th/2012	12/12/12	MRAD-17	Water	pCi/L	Uranium-Total (mass)	482	473	337-572	Acceptable
4th/2012	12/12/12	MRAD-17	Water	pCi/L	Uranium-Total (mass)	463	473	337-572	Acceptable
4th/2012	12/12/12	MRAD-17	Water	pCi/L	Iron-55	673	548	327-743	Acceptable
4th/2012	12/12/12	MRAD-17	Water	pCi/L	Gross Alpha	62.1	76.9	27.3-119	Acceptable
4th/2012	12/12/12	MRAD-17	Water	pCi/L	Gross Beta	57.4	62.6	35.8-92.7	Acceptable
4th/2012	12/12/12	MRAD-17	Water	pCi/L	Tritium	17900	18700	12500-26700	Acceptable

FIGURE 1

COBALT-60 PERFORMANCE EVALUATION RESULTS AND % BIAS

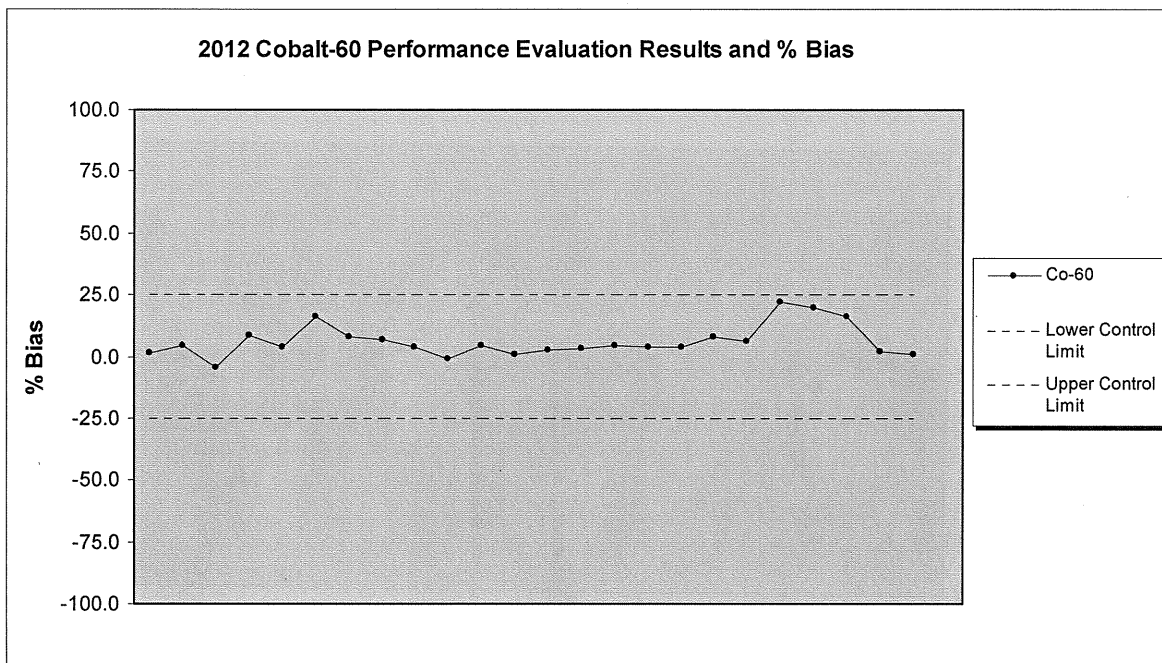


FIGURE 2

CESIUM-137 PERFORMANCE EVALUATION RESULTS AND % BIAS

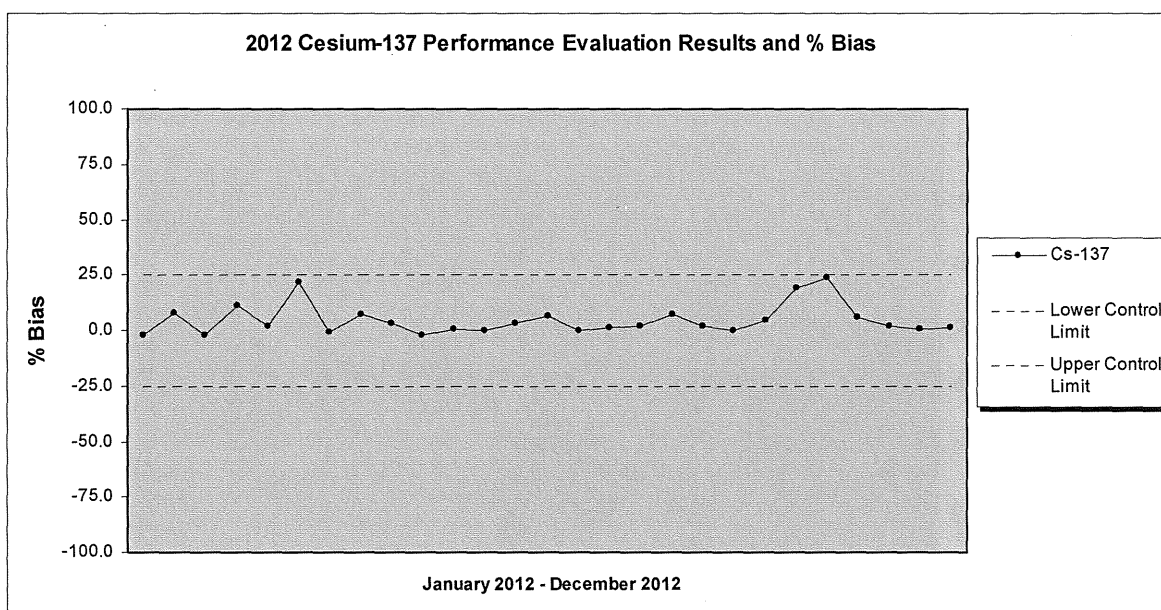


FIGURE 3

TRITIUM PERFORMANCE EVALUATION RESULTS AND % BIAS

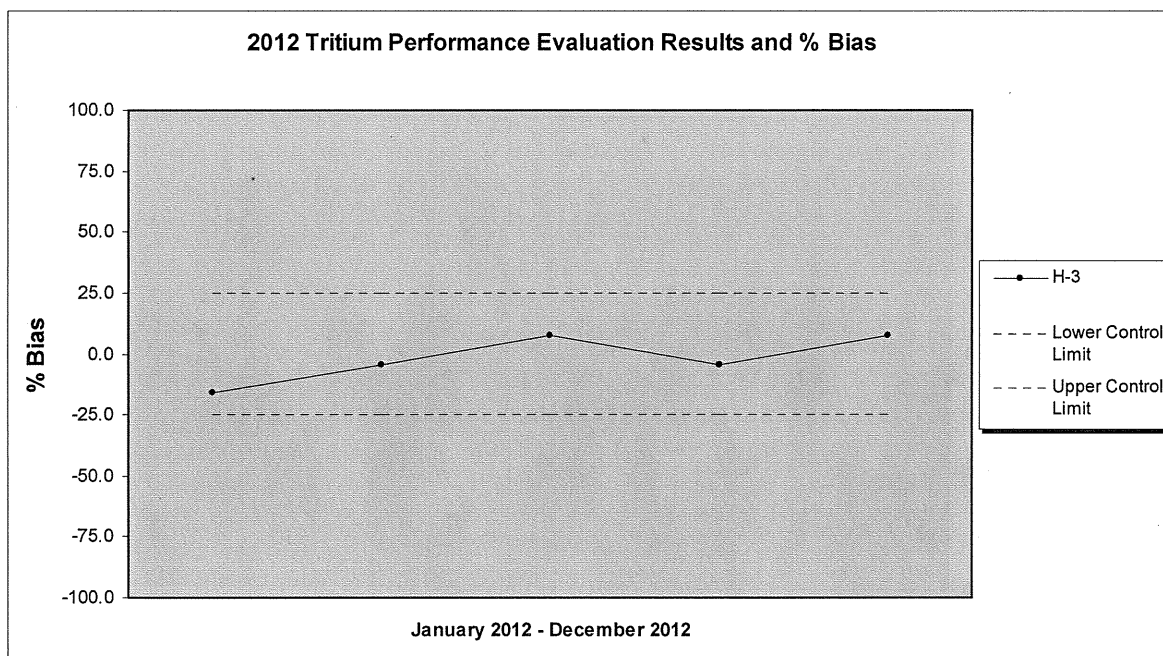


FIGURE 4

STRONTIUM-90 PERFORMANCE EVALUATION RESULTS AND % BIAS

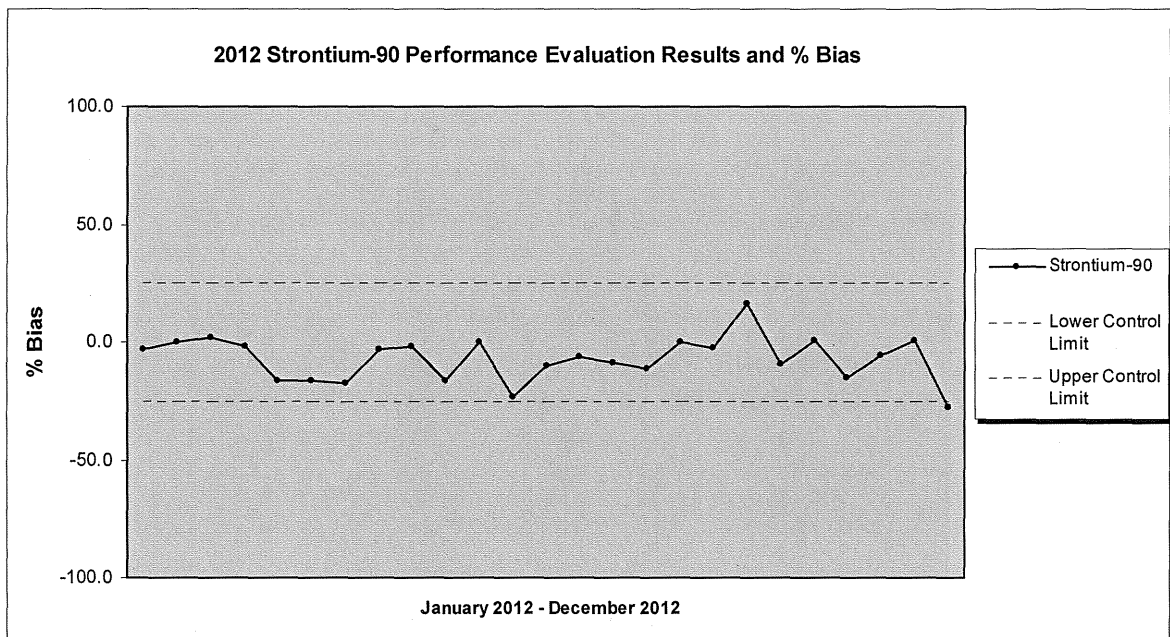


FIGURE 5

GROSS ALPHA PERFORMANCE EVALUATION RESULTS AND % BIAS

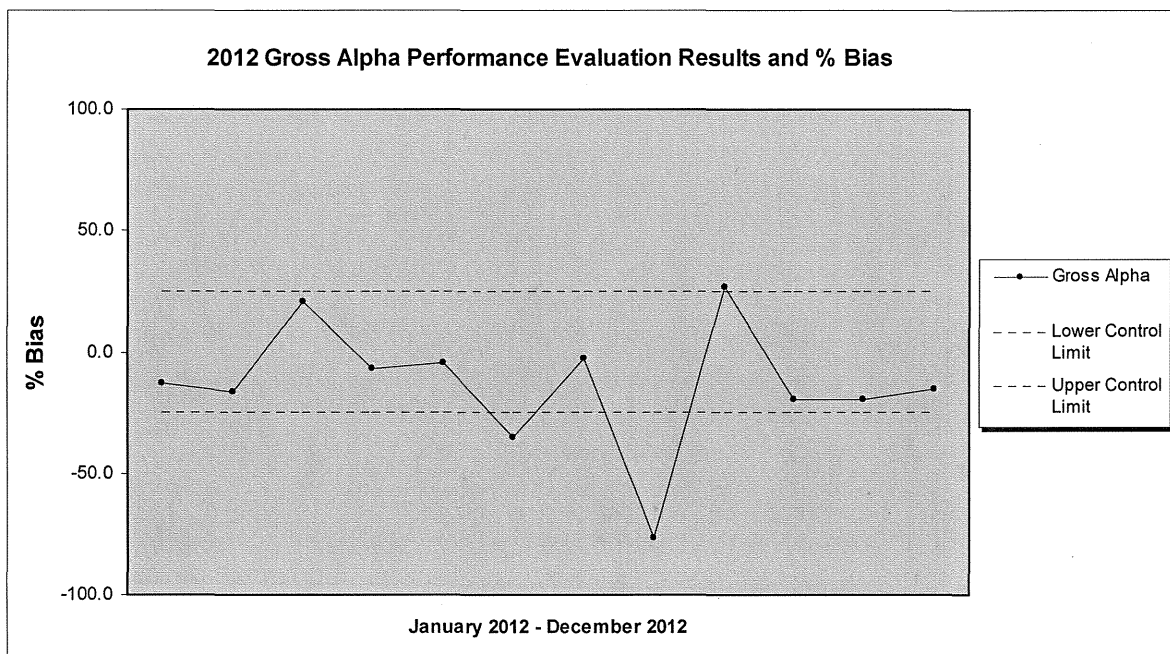


FIGURE 6

GROSS BETA PERFORMANCE EVALUATION RESULTS AND % BIAS

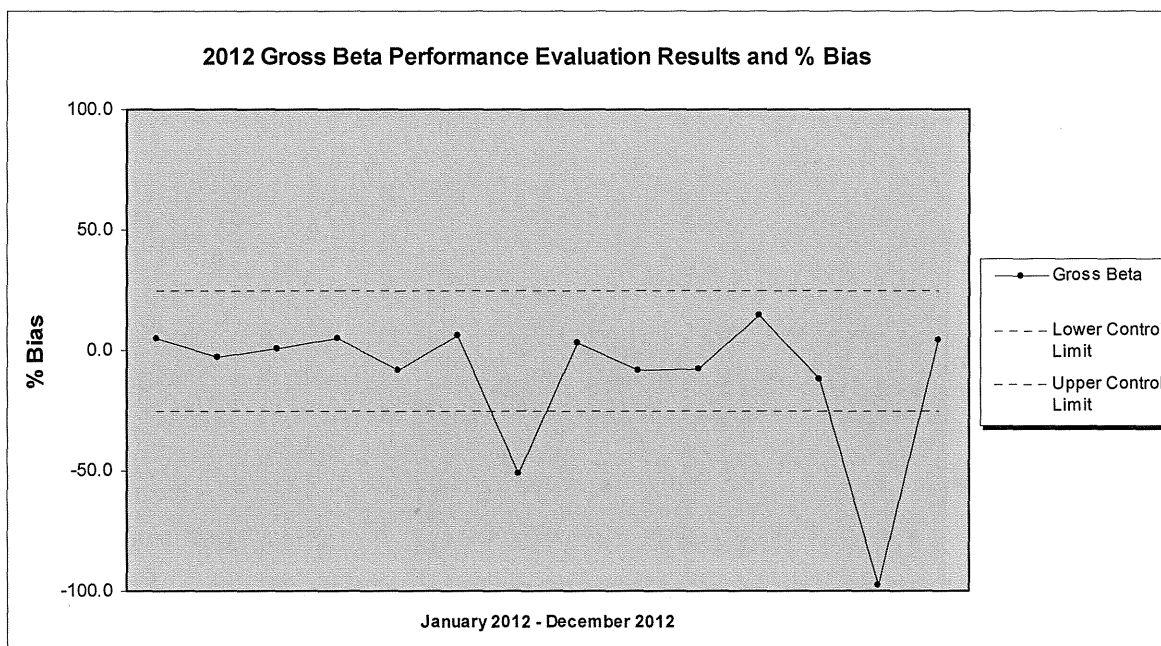


FIGURE 7

IODINE-131 PERFORMANCE EVALUATION RESULTS AND % BIAS

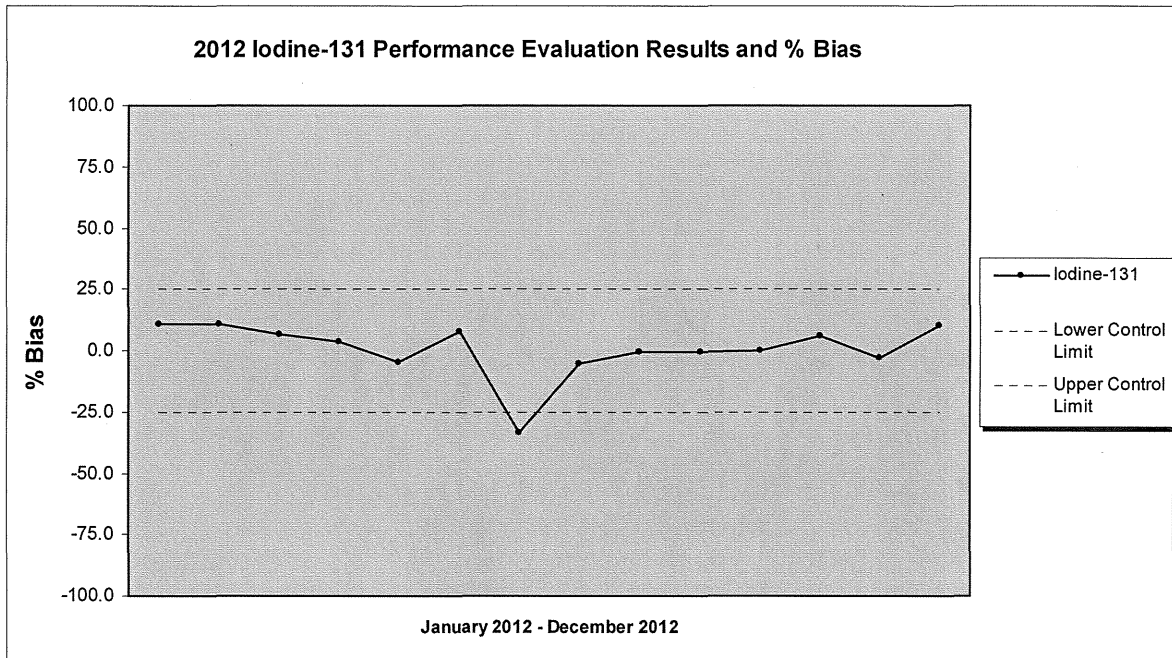


FIGURE 8

AMERICIUM-241 PERFORMANCE EVALUATION RESULTS AND % BIAS

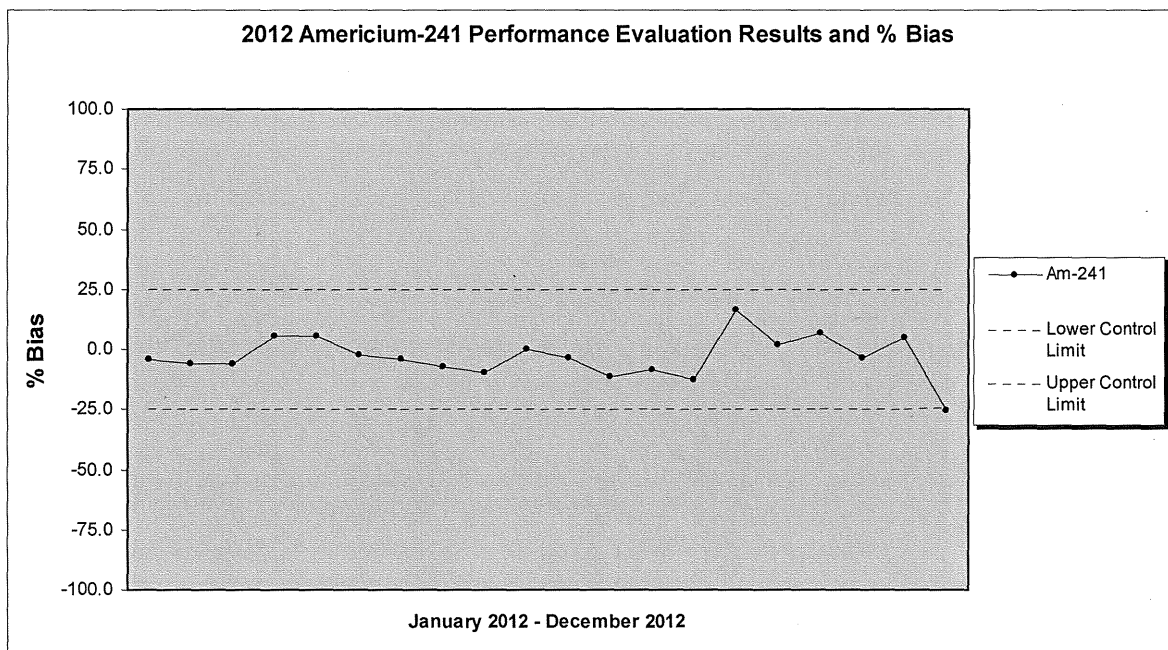


FIGURE 9

PLUTONIUM-238 PERFORMANCE EVALUATION RESULTS AND % BIAS

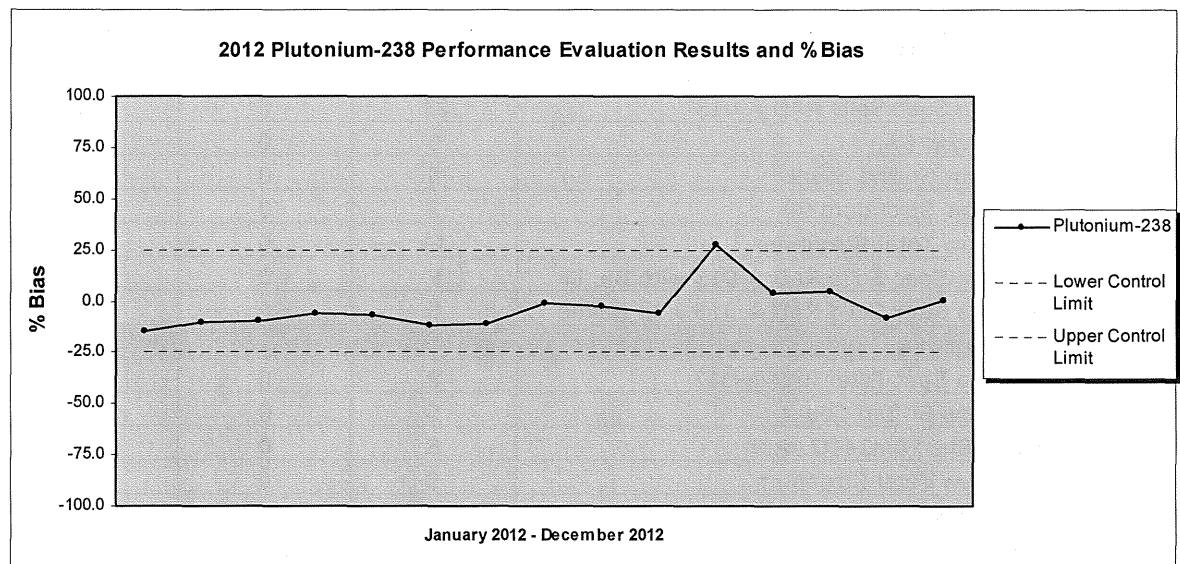




TABLE 6

REMP INTRA-LABORATORY DATA SUMMARY: BIAS AND PRECISION BY MATRIX

2012	Bias Criteria (+ / - 25%)		Precision Criteria (Note 1)	
	WITHIN CRITERIA	OUTSIDE CRITERIA	WITHIN CRITERIA	OUTSIDE CRITERIA
MILK				
Gas Flow Sr 2nd count	42	0	43	0
Gas Flow Total Strontium	29	0	29	0
Gamma Spec Liquid RAD A-013 with Ba, La	74	0	147	0
SOLID				
Gamma Spec Solid RAD A-013	21	0	31	0
LSC Nickel 63	9	0	9	0
Gas Flow Sr 2nd count	5	0	5	0
Gas Flow Strontium 90	3	0	3	0
Gas Flow Total Strontium	11	0	11	0
Gamma Spec Solid RAD A-013 with Ba, La	8	0	13	0
Gamma Spec Solid RAD A-013 with Iodine	5	0	6	0
FILTER				
Gamma Spec Filter RAD A-013	8	0	8	0
Gas Flow Sr 2nd Count	5	0	5	0
Alpha Spec Am241Curium	5	0	5	0
Gas Flow Total Strontium	5	0	5	0
Gross A & B	528	0	543	0
Gas Flow Sr-90	1	0	1	0
Gamma Spec Filter	51	0	52	0
LIQUID				
Alpha Spec Uranium	15	0	18	0
Tritium	331	0	333	0
LSC Iron-55	67	0	65	0
LSC Nickel 63	65	2	65	0
Gamma Spec Liquid RAD A-013	33	0	33	0
Gamma Iodine-131	34	0	36	0
Alpha Spec Plutonium	18	0	18	0
Gas Flow Sr 2nd count	41	0	41	0
Alpha Spec Am241 Curium	23	0	23	0
Gas Flow Total Strontium	153	0	153	0
Gross Alpha Non Vol Beta	106	0	110	0
Gamma Spec Liquid RAD A-013 with Ba, La	102	0	192	0
Gamma Spec Liquid RAD A-013 with Iodine	54	0	98	0
TISSUE				
Gamma Spec Solid RAD A-013	47	0	48	0
LSC Nickel 63	7	0	7	0
Gas Flow Sr 2nd count	21	0	21	0
Gas Flow Total Strontium	26	0	26	0



Gamma Spec Solid RAD A-013 with Ba, La	9	0	9	0
Gamma Spec Solid RAD A-013 with Iodine	24	0	24	0
VEGETATION				
Gamma Spec Solid RAD A-013	6	0	6	0
Gas Flow Sr 2nd count	13	0	13	0
Gamma Spec Solid RAD A-013 with Iodine	87	0	90	0
AIR CHARCOAL				
Gamma Iodine 131 RAD A-013	549	0	552	0
DRINKING WATER				
Alpha Spec Uranium	2	0	2	0
Tritium	42	0	42	0
LSC Iron-55	18	0	20	0
LSC Nickel 63	18	0	20	0
Gamma Iodine-131	32	0	34	0
Alpha Spec Thorium	2	0	2	0
Gas Flow Sr 2nd count	17	0	17	0
Gas Flow Total Strontium	21	0	21	0
Gross Alpha Non Vol Beta	94	0	93	0
Gamma Spec Liquid RAD A-013 with Ba, La	53	0	93	0
Gamma Spec Liquid RAD A-013 with Iodine	1	0	1	0
Total	2941		3242	

Note 1: The RPD must be 20 percent or less, if both samples are greater than 5 times the MDC. If both results are less than 5 times MDC, then the RPD must be equal to or less than 100%. If one result is above the MDC and the other is below the MDC, then the RPD can be calculated using the MDC for the result of the one below the MDC. The RPD must be 100% or less. In the situation where both results are above the MDC but one result is greater than 5 times the MDC and the other is less than 5 times the MDC, the RPD must be less than or equal to 20%. If both results are below MDC, then the limits on % RPD are not applicable. All not applicable results are revised to 0.



TABLE 7
ALL RADIOLOGICAL INTRA-LABORATORY DATA SUMMARY:
BIAS AND PRECISION BY MATRIX

2012	Bias Criteria (+ / - 25%)		Precision Criteria (Note 1)	
	WITHIN CRITERIA	OUTSIDE CRITERIA	WITHIN CRITERIA	OUTSIDE CRITERIA
MILK				
Gamma Spec Liquid RAD A-013	8	0	8	0
Gamma Iodine-129	0	0	1	0
Gamma Iodine-131	44	0	154	0
Gas Flow Sr 2nd count	51	0	48	0
Gas Flow Strontium 90	7	0	7	0
Gas Flow Total Strontium	29	0	29	0
Gross Alpha Non Vol Beta	1	0	1	0
Gamma Spec Liquid RAD A-013 with Ba, La	74	0	147	0
Gamma Spec Liquid RAD A-013 with Iodine	6	0	5	0
SOLID				
Gas Flow Radium 228	16	0	20	0
Tritium	368	0	402	0
Carbon-14	274	0	358	0
LSC Iron-55	203	0	215	0
Alpha Spec Polonium Solid	90	0	148	0
Gamma Nickel 59 RAD A-022	184	0	240	0
LSC Chlorine-36 in Solids	13	0	24	0
Gamma Spec Ra226 RAD A-013	142	0	178	0
Gamma Spec Solid RAD A-013	815	0	1181	1
LSC Nickel 63	263	0	312	0
LSC Plutonium	268	0	285	2
Technetium-99	429	0	458	0
Gamma Spec Liquid RAD A-013	5	0	5	0
ICP-MS Technetium-99 in Soil	95	0	92	0
LSC Selenium 79	4	0	4	0
Total Activity,	10	0	11	0
Tritium	4	0	4	0
Alpha Spec Am243	42	0	74	0
Gamma Iodine-129	215	0	228	0
Gas Flow Lead 210	41	0	38	0
Total Uranium KPA	7	0	10	0
Alpha Spec Uranium	451	0	614	0
LSC Promethium 147	26	0	37	0
LSC, Rapid Strontium 89 and 90	116	0	129	0
Alpha Spec Polonium	2	0	2	0
Alpha Spec Thorium	257	0	392	0



ICP-MS Uranium-233, 234 in Solid	11	0	8	0
LSC Sulfur 35	2	0	2	0
Alpha Spec Plutonium	309	0	448	3
ICP-MS Technetium-99 Prep in Soil	88	0	85	0
Alpha Spec Neptunium	293	0	321	1
Alpha Spec Plutonium	157	0	206	0
Alpha Spec Radium 226	12	0	15	1
Gamma Spec Solid with Ra226, Ra228	7	0	13	0
Gas Flow Sr 2nd count	15	0	17	0
Gas Flow Strontium 90	239	0	312	0
Gas Flow Total Radium	2	0	2	0
Lucas Cell Radium 226	43	0	55	0
Total Activity Screen	8	0	48	0
Alpha Spec Am241 Curium	402	0	536	0
LSC Phosphorus-32	3	0	3	0
Gas Flow Total Strontium	88	0	90	0
Gross Alpha Non Vol Beta	2	0	2	0
ICP-MS Uranium-233, 234 Prep in Solid	13	0	8	0
ICP-MS Uranium-235, 236, 238 in Solid	15	0	12	0
Gamma Spec Solid RAD A-013 with Ba, La	8	0	13	0
Gamma Spec Solid RAD A-013 with Iodine	5	0	6	0
Organically Bound Tritium	7	0	16	0
GFC Chlorine-36 in Solids	3	0	2	0
Gamma Spec Solid RAD A-013 (pCi/Sample)	3	0	8	0
Technetium-99	0	0	1	0
Tritium	4	0	4	0
Alpha Spec Am241 (pCi/Sample)	0	0	1	0
ICP-MS Uranium-234, 235, 236, 238 in Solid	290	0	281	0
ICP-MS Uranium-235, 236, 238 Prep in Solid	11	0	7	0
Carbon-14	2	0	2	0
Gross Alpha/Beta	299	0	456	1
Alpha Spec Neptunium	0	0	1	0
Gross Alpha/Beta (Americium Calibration) Solid	1	0	1	0
ICP-MS Uranium-234, 235, 236, 238 Prep in Solid	139	0	147	0
Lucas Cell Radium 226 by DOE HASL 300 Ra-04 Solid	1	0	2	0
FILTER				
Alpha Spec Uranium	11	0	20	0
Alpha Spec Polonium	5	0	15	0
Gamma I-131, filter	5	0	5	0
LSC Plutonium Filter	133	0	158	0



Tritium	123	0	181	0
Carbon-14	88	0	151	0
Nickel-63	0	0	6	0
LSC Iron-55	136	0	154	0
Gamma Nickel 59 RAD A-022	132	0	151	0
Gamma Iodine 131 RAD A-013	4	0	4	0
Gamma Spec Solid RAD A-013	1	0	1	0
LSC Nickel 63	136	0	181	0
LSC Plutonium	1	0	1	0
Technetium-99	90	0	136	0
Gamma Spec Filter RAD A-013	217	0	288	0
LSC Chlorine-36 in Filters	0	0	1	0
Alphaspec Np Filter per Liter	32	0	40	0
Alphaspec Pu Filter per Liter	22	0	32	0
Gamma Iodine-125	11	0	0	0
Gamma Iodine-129	110	0	128	0
Gross Alpha/Beta	0	0	76	0
Alpha Spec Am243	16	0	30	0
Gas Flow Lead 210	0	0	3	0
LSC Plutonium Filter per Liter	36	0	42	0
Total Uranium KPA	7	0	10	0
Alpha Spec Uranium	61	0	79	0
LSC Promethium 147	1	0	6	0
LSC, Rapid Strontium 89 and 90	128	0	170	0
Alpha Spec Thorium	35	0	48	0
Alpha Spec Plutonium	85	0	106	0
Alpha Spec Neptunium	108	0	135	0
Alpha Spec Plutonium	134	0	181	0
Alpha Spec Polonium,(Filter/Liter)	0	0	17	0
Gas Flow Sr 2nd Count	86	0	92	0
Gas Flow Strontium 90	50	0	61	0
Lucas Cell Radium-226	0	0	1	0
Alpha Spec Am241Curium	157	0	189	0
Gas Flow Total Strontium	6	0	12	0
Total Activity in Filter,	2	0	7	0
Alphaspec Am241 Curium Filter per Liter	36	0	43	0
Tritium	127	0	127	0
GFC Chlorine-36 in Filters	1	0	2	0
Gamma Spec Filter RAD A-013 Direct Count	3	0	3	0
Carbon-14	52	0	60	0
Direct Count-Gross Alpha/Beta	67	0	0	0
Gross Alpha/Beta	73	0	93	0
ICP-MS Uranium-234, 235, 236, 238 in Filter	4	0	10	0
Alpha Spec U	28	0	66	0
Gross A & B	649	0	603	0



Gross Alpha/Beta	1	0	1	0
LSC Iron-55	44	0	55	0
Technetium-99	32	0	38	0
Gas Flow Sr-90	36	0	41	0
LSC Nickel 63	40	0	47	0
Gas Flow Pb-210	24	0	45	0
Gas Flow Ra-228	27	0	36	0
Gamma Iodine 129	50	0	51	0
ICP-MS Uranium-234, 235, 236, 238 Prep in Filter	2	0	6	0
Gamma Spec Filter	172	0	215	0
Lucas Cell Ra-226	30	0	43	0
Alpha Spec Thorium	37	0	52	0
LIQUID				
Alpha Spec Uranium	523	0	802	0
Alpha Spec Polonium	2	0	6	0
Electrolytic Tritium	21	0	35	0
Tritium	1377	0	1465	0
Carbon-14	263	0	300	0
Chlorine-36 in Liquids	1	0	3	0
Iodine-131	10	0	18	6
LSC Iron-55	298	0	363	0
Gamma Nickel 59 RAD A-022	26	0	41	0
Gamma Iodine 131 RAD A-013	3	0	4	0
LSC Nickel 63	359	0	402	0
LSC Plutonium	83	0	102	2
LSC Radon 222	9	0	31	0
Technetium-99	364	0	458	0
Gamma Spec Liquid RAD A-013	879	0	941	0
Total Activity,	4	0	4	0
Alpha Spec Am243	10	0	16	0
Gamma Iodine-129	103	0	160	0
Gamma Iodine-131	34	0	36	0
ICP-MS Technetium-99 in Water	4	0	28	0
ICP-MS Uranium-238 in Liquid	0	0	43	0
Gas Flow Lead 210	102	0	101	0
Total Uranium KPA	96	0	249	0
LSC Promethium 147	3	0	11	0
LSC, Rapid Strontium 89 and 90	15	0	18	0
Alpha Spec Polonium	1	0	1	0
Alpha Spec Thorium	257	0	384	0
Gas Flow Radium 228	286	0	333	0
Gas Flow Radium 228	12	0	12	0
Alpha Spec Plutonium	319	0	407	0
ICP-MS Uranium-238 Prep in Liquid	0	0	41	0
Alpha Spec Neptunium	118	0	160	0
Alpha Spec Plutonium	60	0	77	0
Alpha Spec Radium 226	0	0	14	0



Gas Flow Sr 2nd count	337	0	359	0
Gas Flow Strontium 90	482	0	517	0
Gas Flow Strontium 90	1	0	1	0
Gas Flow Strontium 90	2	0	3	0
Gas Flow Total Radium	83	0	112	0
ICP-MS Technetium-99 Prep in Water	4	0	28	0
ICP-MS Uranium-233, 234 in Liquid	4	0	5	0
Lucas Cell Radium 226	335	0	406	0
Lucas Cell Radium-226	15	0	15	0
Total Activity Screen	0	0	2	0
Chlorine-36 in Liquids	8	0	14	0
Alpha Spec Am241 Curium	327	0	426	0
Gas Flow Total Strontium	240	0	253	0
Gross Alpha Non Vol Beta	1289	0	1521	6
Lucas Cell Radium 226 by Method Ra-04	2	0	0	0
ICP-MS Uranium-233, 234 Prep in Liquid	4	0	5	0
Tritium in Drinking Water by EPA 906.0	16	0	17	0
Gamma Spec Liquid RAD A-013 with Ba, La	104	0	194	0
Gamma Spec Liquid RAD A-013 with Iodine	165	0	230	0
Gas Flow Strontium 89 & 90	7	0	3	0
ICP-MS Uranium-235, 236, 238 in Liquid	8	0	8	0
Gas Flow Total Alpha Radium	2	0	2	0
Gross Alpha Co-precipitation	14	0	13	0
ICP-MS Uranium-235, 236, 238 Prep in Liquid	4	0	5	0
ICP-MS Uranium-234, 235, 236, 238 in Liquid	52	0	146	0
Gross Alpha Beta (Americium Calibration) Liquid	21	0	24	0
ICP-MS Uranium-234, 235, 236, 238 Prep in Liquid	23	0	68	0
TISSUE				
Tritium	5	0	6	0
LSC Iron-55	7	0	7	0
Gamma Spec Solid RAD A-013	100	0	105	0
LSC Nickel 63	7	0	7	0
Tritium	2	0	2	0
Alpha Spec Uranium	7	0	8	0
Alpha Spec Plutonium	10	0	11	0
Gas Flow Sr 2nd count	21	0	21	0
Gas Flow Strontium 90	26	0	33	0
Lucas Cell Radium 226	2	0	2	0
Alpha Spec Am241 Curium	3	0	3	0
Gas Flow Total Strontium	26	0	26	0



Gamma Spec Solid RAD A-013 with Ba, La	9	0	9	0
Gamma Spec Solid RAD A-013 with Iodine	24	0	24	0
Organically Bound Tritium	1	0	1	0
Gross Alpha/Beta	4	0	5	0
VEGETATION				
Carbon-14	6	0	6	0
Gamma Nickel 59 RAD A-022	4	0	4	0
Gamma Spec Solid RAD A-013	25	0	30	0
LSC Nickel 63	4	0	4	0
LSC Plutonium	5	0	4	0
Technetium-99	7	0	7	0
Tritium	16	0	16	0
Gamma Iodine-129	4	0	3	0
Gas Flow Lead 210	4	0	4	0
Total Uranium KPA	2	0	2	0
Alpha Spec Uranium	25	0	27	0
Alpha Spec Thorium	7	0	8	0
Alpha Spec Plutonium	12	0	9	0
Alpha Spec Neptunium	1	0	1	0
Alpha Spec Plutonium	1	0	1	0
Gas Flow Sr 2nd count	13	0	13	0
Gas Flow Strontium 90	16	0	14	0
Gas Flow Total Radium	0	0	1	0
Alpha Spec Am241 Curium	9	0	6	0
Gamma Spec Solid RAD A-013 with Iodine	87	0	90	0
Gamma Spec Solid RAD A-013 (pCi/Sample)	2	0	2	0
Alpha Spec Am241 (pCi/Sample)	4	0	2	0
ICP-MS Uranium-234, 235, 236, 238 in Solid	6	0	3	0
Alpha Spec Uranium	2	1	2	0
Gross Alpha/Beta	7	2	9	0
Alpha Spec Plutonium	2	2	2	0
Gas Flow Strontium 90	4	0	2	0
ICP-MS Uranium-234, 235, 236, 238 Prep in Solid	4	0	2	0
AIR CHARCOAL				
Gamma I-131, filter	4	0	4	0
Gamma Iodine 131 RAD A-013	549	0	552	0
Carbon-14	8	0	6	0
DRINKING WATER				
Alpha Spec Uranium	7	0	8	0
Tritium	44	0	44	0
Iodine-131	0	0	18	6
LSC Iron-55	18	0	20	0
LSC Nickel 63	22	0	24	0

LSC Radon 222	78	1	99	0
Gamma Spec Liquid RAD A-013	16	0	46	0
Gamma Iodine-129	2	0	7	0
Gamma Iodine-131	32	0	34	0
Total Uranium KPA	19	0	38	0
Alpha Spec Thorium	2	0	2	0
Gas Flow Radium 228	174	0	143	0
Gas Flow Sr 2nd count	17	0	17	0
Gas Flow Strontium 90	18	0	18	0
LSC Calcuim 45	4	0	4	0
Lucas Cell Radium-226	158	0	169	0
Gas Flow Total Strontium	21	0	21	0
Gross Alpha Non Vol Beta	393	0	327	0
LSC Phosphorus-32	5	0	25	0
Tritium in Drinking Water by EPA 906.0	35	0	35	0
Gamma Spec Liquid RAD A-013 with Ba, La	53	0	93	0
Gamma Spec Liquid RAD A-013 with Iodine	2	0	2	0
Gas Flow Strontium 89 & 90	19	0	12	0
Gas Flow Total Alpha Radium	4	0	4	0
Gross Alpha Co-precipitation	109	0	107	0
Alpha/Beta (Americium Calibration) Drinking Water	13	0	14	0
ECLS-R-GA NJ 48 Hr Rapid Gross Alpha	9	0	9	0
Total		22305	27436	

Note 1: The RPD must be 20 percent or less, if both samples are greater than 5 times the MDC. If both results are less than 5 times MDC, then the RPD must be equal to or less than 100%. If one result is above the MDC and the other is below the MDC, then the RPD can be calculated using the MDC for the result of the one below the MDC. The RPD must be 100% or less. In the situation where both results are above the MDC but one result is greater than 5 times the MDC and the other is less than 5 times the MDC, the RPD must be less than or equal to 20%. If both results are below MDC, then the limits on % RPD are not applicable. All not applicable results are revised to 0.



TABLE 8
2012 CORRECTIVE ACTION REPORT SUMMARY

CORRECTIVE ACTION ID# & PE FAILURE	DISPOSITION
<p>CARR120306-667</p> <p>ISO Documentation of PT Failures in RAD-88 Study – Tritium in Water</p>	<p>The low bias associated with the tritium result for RAD-88 initiated an investigation of the liquid scintillation detector used for the original reported result after the original vials were recounted on a different detector and met acceptance criteria. The tritium efficiency for the detector was reviewed and a slight low bias was observed. A service call was initiated.</p> <p>Tritium and carbon-14 efficiencies were calculated on all liquid scintillation detectors to ensure that service was not required. No other deficiencies were noted. The data reported using this detector was also reviewed and were deemed acceptable as originally reported</p> <p>In the future, the efficiency of each detector will be monitored monthly in order to rapidly identify any change that may require service.</p> <p>A second PT was successfully analyzed for this matrix.</p>
<p>CARR120831-715</p> <p>ISO Documentation of PT Failures in RAD-90 Study - Barium-133 and Radium-226</p>	<p>Barium-133 All data were reviewed and it appears that the cause of the high bias was due to the calibration standard. The reported result was counted on a detector that omitted the Hg-203 nuclide from the efficiency calibration due to its short half-life and an inability to accumulate 10,000 counts in a reasonable amount of time. The duplicate sample in the batch counted on a detector that had the Hg-203 point included in its efficiency calibration and generated a result of 64.83 pCi/L. This result compares well with the assigned value of 65 pCi/L.</p> <p>Radium-226 After a review of the data, an apparent reason for this discrepancy could not be determined. Multiple steps were taken to prove that this high bias was an isolated occurrence and that our overall process is within control.</p>



	<p>Two sample duplicates were also prepared and counted along with the reported result. Both results fell well within the acceptance range</p> <p>Actions to Prevent Potential Occurrence or Recurrence:</p> <p>Barium-133 In the future additional points will be included in the efficiency curve to better estimate the efficiencies across the entire energy spectrum.</p> <p>Radium-226 The laboratory must assume an unidentified random error caused the high bias because all quality control criteria were met for the batch. The lab will continue to monitor the recoveries of this radionuclide to ensure that there are no issues.</p>
--	--



CARR120711-694 and 698

For Failures of MAPEP 26 Study for Uranium 234/233 in Filters and Vegetation

**MAPEP-12-RdF26
Uranium-234/233**

After a thorough review of the data, the root cause of the low bias on the reported values was due to a high counting uncertainty. The counting uncertainty achieved for the U-233/4 results was approximately 100% of the reported results. Since the Relative Error Ratio between the result and the true value was 1.72, this indicates that the measured result is within the uncertainty of the measurement.

Update January 2013

Originally, it was suspected that the failure of the low bias on the reported values was due to a high counting uncertainty. The counting uncertainty achieved for the U-233/4 results was approximately 100% of the reported results. However, after the receipt of a similar failure in MAPEP 27 and a conversation with Mr. David Sill of the RESL Laboratory, it is certain that the aliquot used to analyze the sample was insufficient to detect the Uranium-234/233 spiked onto the filter (which is directly related to the high counting uncertainty).

**MAPEP-12-RdV26
Uranium-234/233**

After a thorough review of the data, the root cause of the low bias on the reported values was due to a high counting uncertainty. The counting uncertainty achieved for the U-233/4 results was approximately 60% of the reported results. Since the Relative Error Ratio between the result and the true value was 1.14, this indicates that the measured result is within the uncertainty of the measurement.

Permanent Corrective/Preventive Actions or Improvements:

Since guidance on acceptable uncertainties or Action Levels are not provided, to avoid potential warnings and failures due to high counting uncertainty in the future, our internal review process has been adjusted.

If the result has measurable activity but a low count rate, the count time will be extended and the sample re-analyzed with a larger aliquot to achieve better counting statistics.



CARR121127-742

MAPEP 27 Unacceptable and Warning – Selenium, Gross Alpha

Root Cause Analysis of MAPEP-12-MaS27 Selenium

After a review of the data, a definitive reason for this discrepancy could not be determined. However, it is suspected that something occurred during the digestion of the batch to produce the lower recovery. The following steps were taken to ensure that this was an isolated occurrence and that our overall process is within control.

Actions Taken: MAPEP-12-MaS27 Selenium

The laboratory must assume an unidentified random error caused the lower result. However, closer attention must be paid to the matrix QC failures. In the future, the samples should be re-extracted to confirm results prior to reporting.

MAPEP-12-GrF27 Gross Alpha

Prior to counting, this filter was taken through the opening and labeling procedures specified in CARR120118-659. It is not suspected that previous Gross Alpha MAPEP issues contributed to this failure. While reviewing results from previous studies, a low bias was observed. It was suspected that this bias was due to a difference in instrument efficiency due to the filter media. To investigate further, a previous MAPEP filter containing activity was counted and used to establish an efficiency. When applied to the counts of MAPEP 27, the result were acceptable but the low bias was still observed. Source standards were then created using blank filter media from previous MAPEP studies. The blank filters were spiked with Th-230 and counted to determine an average efficiency. When this efficiency was applied to the MAPEP 27 count, the result fell well within the acceptance range. Using the blank filter to create an instrument efficiency is part of the study instructions as an option. This efficiency is much more accurate than what was used and will be used for future MAPEP studies.

Actions taken : MAPEP-12-GrF27 Gross Alpha

Since using the blank filter to create an instrument efficiency is part of the study instructions, it will be used for future MAPEP studies. GEL found that this efficiency is much more accurate than the one previously used.



<p>CARR 121127-743 MAPEP 27 Study Unacceptable and Warning ratings for U234/233 in Filter</p>	<p>MAPEP-12-RdF27 Uranium-234/233</p> <p>Upon notification of the failures, the data were reviewed again for accuracy. Investigations on quality control checks and trending were performed to ensure that the low bias was isolated to the MAPEP sample procedure and not indicative of a systematic failure.</p> <p>Also, an additional MAPEP-12-RdF27 filter was obtained and prepared per standard protocol. Based on the recommendations from Mr. David Sill of the RESL laboratory, the entire filter was used for analysis. The U-233/234 and U-238 results for this analysis were 98% of the known values. The cause of the failure was the limited sample amount used to prepare the initial sample. Multiple aliquots had been removed from the digested filter for other analyses, the RESL Laboratory had had prepared this sample as a single analysis.</p> <p>Action Taken: MAPEP-12-RdF26 and MAPEP-12-RdF27 Uranium-234/233</p> <p>Since guidance on acceptable uncertainties or Action Levels are not provided, to avoid potential warnings and failures due to high counting uncertainty in the future, our internal review process has been adjusted.</p> <p>If the result has measurable activity but a low count rate, the count time will be extended and/or the sample re-analyzed using a larger sample aliquot to achieve better counting statistics. Although the MAPEP instructions are written such that the laboratory should have confidence in using smaller aliquots and still attain sufficiently low counting uncertainties, it is now our understanding that the design of the MAPEP filter program requires the analysis of a complete filter aliquot for each parameter analyzed.</p> <p>GEL will procure from MAPEP a filter for each parameter, analyze the entire filter for each parameter, and no longer perform batch duplicates for filter analysis of MAPEP samples.</p>
<p>CARR121109-744 MAPEP 27 Study for biased high trends of Cobalt-57</p>	<p>MAPEP-12-MaS26 & MAPEP-12-MaS27 Co-57</p> <p>GEL received warnings for Co-57 results in the soil matrix in the past two testing rounds of the MAPEP. While Co-57 received warning flags all other gamma emitting isotopes in the soil matrix had acceptable results. Due to a potential trend, a corrective action was opened.</p> <p>After receiving the results from MAPEP-27 and a second biased high result for Co-57, a thorough review of our process</p>



	<p>was conducted. This review indicated an issue associated with the calibration correction factors (absorption factors or density corrections) applied to results due to differing densities between the sample and the calibration standard. A potential 20% positive bias for Co-57 (122 keV) was observed. Note: This bias was within the acceptable uncertainty of the method (+/- 25%) for duplicate results. Results for Am-241(59.5 keV) were also reviewed to ensure that biases were not observed.</p> <p>Action Taken: MAPEP-12-MaS26 & MAPEP-12-MaS27 Co-57</p> <p>The reported results compared very well to the reference values for both MAPEP-26 and MAPEP-27 (~97% and 101%, respectively). Since absorption factors (or density corrections) are only applied to our 100 ml aluminum can geometry for soils, no other matrices were impacted. A review of the annual analytical data for this isotope indicated that the reported data to clients were not impacted by this bias.</p>
--	--

8.0 DCPD LAND USE CENSUS

This page intentionally left blank

2012 DCPD Land Use Census

Diablo Canyon Power Plant (DCPD) Radiological Environmental Monitoring Program (REMP) personnel conducted a land use census in the vicinity of DCPD for 2012. The land use census is based on Nuclear Regulatory Commission (NRC) Regulatory Guide 4.8, "Environmental Technical Specifications for Nuclear Power Plants" and 10 CFR 50 Appendix I section IV. B. 3.

DCPD Program Directive CY2, "Radiological Monitoring and Controls Program" requires performance of a land use census.

DCPD IDAP RP1.ID11, "Environmental Radiological Monitoring Procedure", requires identification of the nearest milk animal, nearest residence, and the nearest broadleaf producing garden greater than 50 square meters (500 square feet) in each of the landward meteorological sectors within a distance of 8 kilometers (5 miles) of the plant. The land use census is conducted at least once per year during the growing season (between Feb 15 and Dec 1) for the Diablo Canyon environs.

The 2012 Land Use Census was conducted via a helicopter over-flight and landowner telephone / personal interviews. The helicopter over-flight was conducted on November 5th, 2012. The telephone / personal interviews were conducted November 27th through November 29th, 2012. Eight individual landowners or tenants were contacted.

Milk:

No milk animals were identified within the first 8 kilometers (5 miles) of any sector.

Residences:

The nearest residence, relative to all sectors, was a small trailer located in the NW sector about 1.93 kilometers (1.2 miles) from the plant. Ranch workers occupied this BLANCHARD residence approximately 1 month (per year) during cattle round-ups.

A total of fifteen residences were identified within the 8-kilometer (5-mile) radius of the plant, which were confirmed or appear to have been occupied in 2012. One home was unoccupied during 2012. Six abandoned structures were also identified.

The nearest residence in each sector is summarized in Table 1.

Gardens:

The land use census identified two household gardens greater than 50 square meters (500 square feet) that produced broadleaf vegetation. The READ garden (REMP 3C1) was approximately ¼ acre and located in the NNE sector at 7.08 kilometers (4.41 miles). The KOONZE garden (REMP 6C1) was approximately 500 square feet and located in the E sector at 7.24 kilometers (4.5 miles).

MELLO managed a farm in the ESE sector along the site access road coastal plateau. The farm started at approximately 4.8 km and extended to 7.2 km (3 to 4.5 miles) from the plant. This commercial farm produced no broadleaf vegetation. The farm area was about 100 acres of land with rotational planting. Commercial crops consisted of about 100% cereal grass (oat hay) and straw grass. Less than 10 farm workers periodically occupied this area during the growing season.

Additional Land Use:

Much of the area outside the plant site-boundary was used for rotational cattle grazing by five separate cattle operations. For purposes of this census, the five cattle ranches were called BLANCHARD, SINSHEIMER, READ, ANDRE, and MELLO.

BLANCHARD had about 100 cattle outside the plant site-boundary and utilized the NW, NNW, N, and NNE sectors. About 80 yearling cattle were sold under the "Old Creek Ranch" label at local farmer's markets in 2012.

Additionally, BLANCHARD managed about 150 goats that were used for weed abatement in all landward sectors within the plant site-boundary. During 2012, approximately 100 baby goats were born and taken to Santa Margarita California where they were grass fed for one year. After one year, the 100 yearling goats were sold under the "Old Creek Ranch" label at local farmer's markets in 2012.

BLANCHARD also managed about 150 sheep outside the plant site-boundary in the NW and NNW sectors. These sheep were allowed to breed and the yearlings were sold under the "Old Creek Ranch" label at local farmer's markets in 2012.

The BLANCHARD's consumed about 75 pounds of these various meats during 2012. "Old Creek Ranch" labeled meats were sampled quarterly by REMP personnel.

SINSHEIMER had about 100 cattle outside the plant site-boundary in the NNE sector. These cattle were allowed to breed and about 90 calves were sold to mass market in 2012.

READ had about 110 adult cattle and 110 calves outside the plant site-boundary in the NNE sector. About 110 yearling cattle were sold under the "Old Creek Ranch" label at local farmer's markets in 2012.

ANDRE had about 80 cattle outside the plant site-boundary in the ENE sector. About 80 calves were sold to mass market in 2012. ANDRE did not slaughter any cattle in 2012 for personal consumption.

MELLO managed about 800 cattle outside the plant site-boundary in the E, ESE, and SE sectors. Harris Ranch Beef Corporation owned these cattle and sold all of them to mass market in 2012. MELLO did not slaughter any cattle in 2012 for personal consumption.

Two landowners (JOHE and ANDRE) harvested wild game for personal consumption outside the plant site-boundary in the NNE, NE, and ENE sectors. This wild game consisted of approximately 2 deer and 4 wild pigs per landowner.

There was a California State Park Ranger Office in the NNW sector at 7.483 kilometers (4.65 miles) from the plant. Approximately 3 people occupied this office from 1000 to 1500 each day per week.

There was a public campground (Islay Creek Campground) located in the NNW sector at Montana de Oro State Park at 7.387 kilometers (4.59 miles). This campground was near Spooner's Cove.

Approximately 713,000 people visited Montana de Oro State Park via day use permit. Approximately 22,000 people spent the night at Islay Creek Campground.

There was public access to hiking trails at the north and south ends of the PG&E property in 2012.

The Point Buchon Trail was located at the north end of PG&E property and had about 20,000 visitors. The trail traversed about 3.5 miles of coastline from Coon Creek to Crowbar Canyon. The trail was open for day hikes Thursday thru Monday from approximately 0800-1600. Two to three people from California Land Management occupied the trail head booth during operating hours. This trail was originally opened to the public on July 13, 2007.

The Pecho Coast Trail was located at the south end of PG&E property and had about 2,500 visitors. The trail was approximately 3.7 miles long and led to the Point San Luis Lighthouse near Avila Beach. Access was controlled (by permission only) and conducted by docents. This trail was just slightly outside the 5 mile radius of the plant. Pecho Coast Trail hikes were only available on Wednesdays (about 20 people) and Saturdays (about 40 people). 30-40 Lighthouse keepers occupied the Lighthouse grounds on Tuesdays, Thursdays, and Saturdays from 0800-1600. The Lighthouse property was owned by the Harbor District.

Groundwater Protection Initiative (GPI) Review:

There were no site construction activities or spills that warranted changes to GPI monitoring frequencies, monitoring locations, contract lab analytical capabilities, or detection thresholds in 2012.

There were no changes in on-site or near site water usage that would result in potential unusual use of site ground water used as drinking / irrigation water in 2012.

Two new GPI monitoring wells (to the west of the site) were completed in December of 2011. These two new monitoring wells (station codes GW1 and GW2) were down gradient of the power block site along the Pacific Ocean boundary. Isotopic sampling of these new wells was conducted in 2012.

An updated Groundwater Gradient Analysis report was conducted by Cardno/Entrix Corporation in June 2012 with no abnormal findings reported.

Additional Onsite Information:

The following plant equipment was placed into the Old Steam Generator Storage Facility (OSGSF) for the duration of the plant operating license on the dates indicated below. It should be noted that the Old Steam Generator Storage Facility is located within the site boundary.

Unit One old steam generators (4 total) : 2-14-09

Unit Two old steam generators (4 total) : 3-2-08

Unit One old reactor head (1 total) : 10-23-10

Unit Two old reactor head (1 total) : 11-6-09

DCPP began loading of the on-site Independent Spent Fuel Storage Installation (ISFSI) pad on 6-23-09. This process was ongoing.

Table 1 summarizes the nearest residence location in each meteorological sector. Figure 3 shows the location of the residences and gardens in the vicinity of DCPP.

Table 1

Land Use Census 2012

**Distance in Kilometers (and Miles) from the center point of U-1 CTMT
Nearest Milk Animal, Residence, and Vegetable Garden**

22½ Degree (a) Radial Sector	Nearest Milk Animal	Nearest Residence km (mi)	Residence Azimuth Degree	Nearest Vegetable Garden km (mi)
NW	None	1.93 (1.2)	319.5	None
NNW	None	2.41 (1.5) ^(b)	331	None
N	None	None	—	None
NNE	None	5.21 (3.2)	019.8	7.08 (4.4) ^(c)
NE	None	7.89 (4.9)	036	None
ENE	None	7.08 (4.4)	063.5	None
E	None	5.95 (3.7)	097.5	7.24 (4.5) ^(d)
ESE	None	None	—	5.31 (3.3) ^(e)
SE	None	None	—	None

Table Notation:

- (a) Sectors not shown contain no land (other than islets not used for the purposes indicated in this table) beyond the site-boundary.
- (b) BLANCHARD residence is the full-time residence for critical receptor calculations.
- (c) The READ vegetable garden is located in the NNE sector and located at the 020 azimuth degree. There is also a full time residence at this location.
- (d) The KOONZE vegetable garden is located in the E sector and located at the 098 azimuth degree. There is also a full time residence at this location.
- (e) The MELLO garden is the commercial farm along the westward side of the site access road; however, it does not produce broadleaf vegetation. This farm extends from 4.8 km to 7.2 km (3 to 4.5 miles) from the plant.

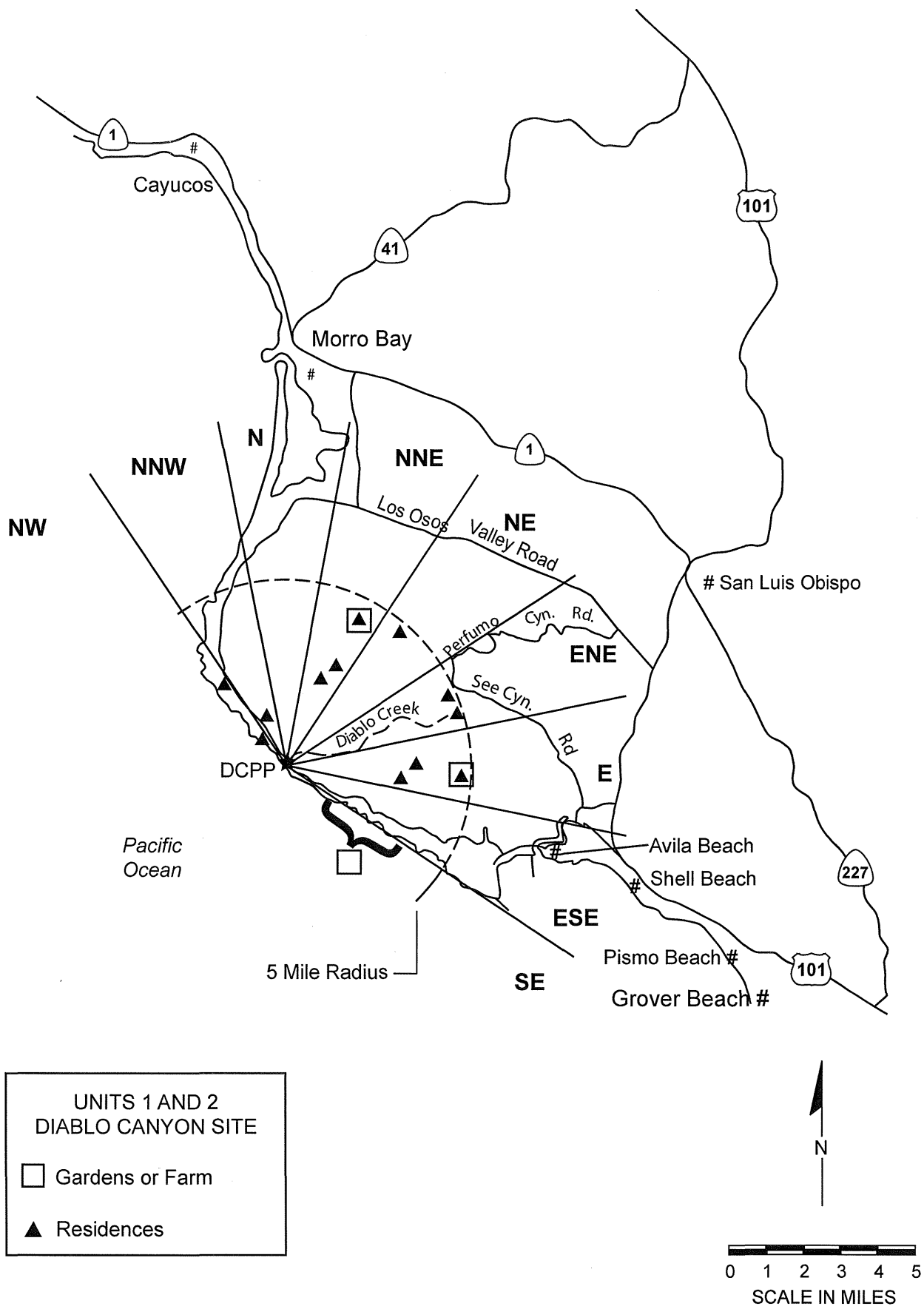


Figure 3. Units 1 and 2 Diablo Canyon Power Plant Land Use Census.

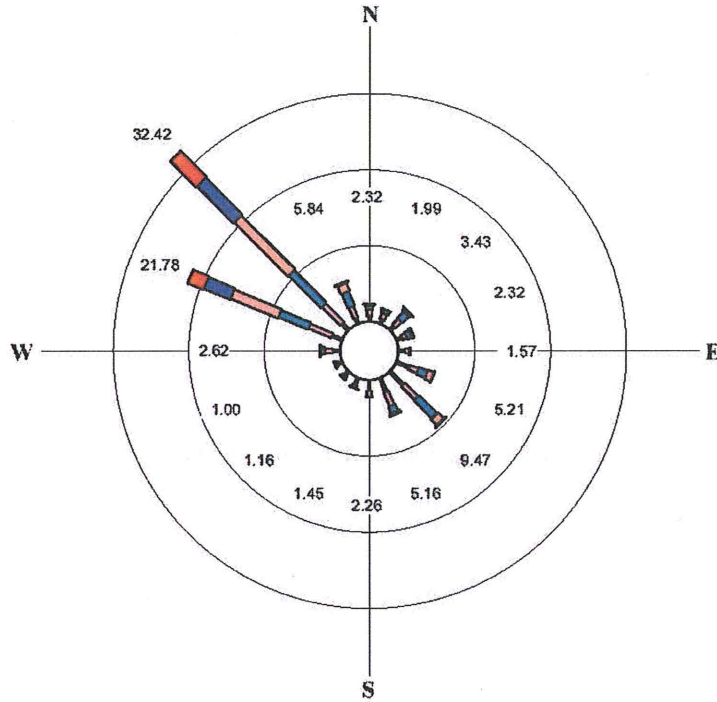
This page intentionally left blank

9.0 DCPD WIND ROSE CHART

This page intentionally left blank

**Joint Frequency Distribution
Diablo Canyon Power Plant
10-Meter Level**

2012



0.1 3.5 6.9 11.5 18.4 24.2
Wind Speed (Miles Per Hour)

Calms excluded.
Rings drawn at 10% intervals.
Wind flow is FROM the directions shown.
776 observations were missing.

PERCENT OCCURRENCE: Wind Speed (Miles Per Hour)
LOWER BOUND OF CATEGORY

DIR	0.1	3.5	6.9	11.5	18.4	24.2
N	0.72	0.91	0.49	0.17	0.03	0.00
NNE	0.60	0.86	0.47	0.04	0.01	0.00
NE	0.71	1.11	1.21	0.35	0.03	0.03
ENE	0.76	0.61	0.61	0.34	0.00	0.00
E	0.86	0.47	0.22	0.01	0.00	0.00
ESE	1.82	1.17	1.26	0.87	0.07	0.00
SE	2.42	2.50	3.32	1.05	0.14	0.04
SSE	1.95	1.97	0.89	0.29	0.06	0.00

TOTAL OBS = 8008 MISSING OBS = 776

PERCENT OCCURRENCE: Wind Speed (Miles Per Hour)
LOWER BOUND OF CATEGORY

DIR	0.1	3.5	6.9	11.5	18.4	24.2
S	1.42	0.72	0.11	0.00	0.00	0.00
SSW	1.00	0.39	0.04	0.03	0.00	0.00
SW	0.65	0.39	0.11	0.01	0.00	0.00
WSW	0.60	0.34	0.05	0.01	0.00	0.00
W	1.01	1.04	0.44	0.11	0.03	0.00
WNW	1.45	3.30	4.23	6.78	3.76	2.26
NW	1.17	3.46	6.07	10.04	6.82	4.86
NNW	0.81	1.64	2.04	1.10	0.17	0.09

CALM OBS = 0

This page intentionally left blank

10.0 REFERENCES

1. DCPP Interdepartmental Administrative Procedure (IDAP), RP1.ID11, "Environmental Radiological Monitoring Procedure."
2. NRC Branch Technical Position, Revision 1, November 1979.
3. DCPP Program Directive, CY2, "Radiological Monitoring and Controls Program."
4. NEI 07-07, "Industry Ground Water Protection – Final Guidance Document", August 2007
5. NRC Regulatory Issue Summary 2008-03, "Return/Re-use of Previously Discharged Radioactive Effluents"; February 13, 2008
6. "Tritium Occurrence in Groundwater at Diablo Canyon Power Plant", by S.M. Stoller Corporation
7. "Groundwater Gradient Analysis", by Entrix Corporation, March 2010
8. "Groundwater Gradient Analysis", by Cardno/Entrix Corporation, June 2012

This page intentionally left blank

Appendix A

RADIOLOGICAL ENVIRONMENTAL MONITORING PROGRAM SUMMARY

This page intentionally left blank

Table A-1
Environmental Radiological Monitoring Program Summary
Report Period: 1/1/12 - 12/31/12

Name of Facility: Diablo Canyon Power Plant

Location of Facility: San Luis Obispo, CA
 (County, State)

Medium or Pathway Sampled (Unit of Measure)	Type and Total Number of Analyses Performed	Lower Limit of Detection ^(A) (LLD)	Indicator with Highest Annual Mean Name, Distance, and Direction		All Indicator Locations		All Control Locations		Number of Reportable Occurrences	
			Mean ^(B)	Range ^(B)	Mean ^(B)	Range ^(B)	Mean ^(B)	Range ^(B)		
Direct Radiation (mR/std quarter)			9S1, 0.6 mi, 167°			See Table 2.2		4D1, 5F1		0
	TLD Badges ^(C) (372)	3 mR/qtr	22.9	22.6 - 23.2 (12/12)	16.3	9.6 - 23.6 (348/348)	14.2	10.6 - 17.6 (24/24)		
			IS4		IS1 - IS8		4D1, 5F1			
	ISFSI TLDs ^(D) (96)	3 mR/qtr	83.7	76 - 94.1 (12/12)	42.7	20.6 - 94.1 (96/96)	14.2	10.6 - 17.6 (24/24)	0	

Table Notation:

- (A) Sensitivity of TLD system
- (B) Mean and range based upon detectable measurements only. Fraction of detectable measurements at specified locations is indicated in parenthesis e.g. , (10/12) means 10 samples out of 12 collected showed activity.
- (C) 93 TLD badges are distributed quarterly at 31 locations (29 indicator stations and 2 control stations). Each quarter there are 3 badges per station.
- (D) 24 ISFSI TLD badges are distributed quarterly at 8 locations surrounding the ISFSI protected area within the site boundary. Each quarter there are 3 badges per station.

Table A-2
Environmental Radiological Monitoring Program Summary
Report Period: 1/1/12 - 12/31/12

Name of Facility: Diablo Canyon Power Plant

Location of Facility: San Luis Obispo, CA
 (County, State)

Medium or Pathway Sampled (Unit of Measure)	Type and Total Number of Analyses Performed	Lower Limit of Detection ^(A) (LLD)	Indicator with Highest Annual Mean Name, Distance, and Direction		All Indicator Locations		All Control Locations		Number of Reportable Occurrences
			Mean ^(B)	Range ^(B)	Mean ^(B)	Range ^(B)	Mean ^(B)	Range ^(B)	
Airborne (pCi/meter ³)	Iodine (364)		7D1, 6.6 mi, 118°		0S2, 1S1, 7D1, 8S1, 8S2, MT1		5F1, 10.2 mi, 79°		0
	I-131	0.07	None Detected (0 / 52)		None Detected (0 / 312)		None Detected (0 / 52)		
Air Particulates (364)			7D1, 6.6 mi, 118°		0S2, 1S1, 7D1, 8S1, 8S2, MT1		5F1, 10.2 mi, 79°		0
	Gross Beta	0.01	2.67E-2	8.17E-3 to 7.60E-2 (52/52)	2.44E-2	1.47E-3 to 7.60E-2 (312/312)	2.87E-2	4.81E-3 to 9.46E-2 (52/52)	
Gamma Isotopic ^(C) (28)			7D1, 6.6 mi, 118°		0S2, 1S1, 7D1, 8S1, 8S2, MT1		5F1, 10.2 mi, 79°		0
	Cs-134	0.05	None Detected (0 / 4)		None Detected (0 / 24)		None Detected (0 / 4)		
	Cs-137	0.06	None Detected (0 / 4)		None Detected (0 / 24)		None Detected (0 / 4)		

Table Notation:

- (A) Unless specified, all required LLDs were met in accordance with Table 2.3
- (B) Mean and range based upon detectable measurements only. Fraction of detectable measurements at specified locations is indicated in parenthesis e.g., (10/12) means 10 samples out of 12 collected showed activity.
- (C) These gamma isotopic samples are quarterly composite samples of all weekly particulate air sample filters. Approximately 13 particulate filters for each REMP location.
 Plant related radionuclides, not naturally occurring isotopes.

Table A-3
Environmental Radiological Monitoring Program Summary
Report Period: 1/1/12 - 12/31/12

Name of Facility: Diablo Canyon Power Plant

Location of Facility: San Luis Obispo, CA
 (County, State)

Medium or Pathway Sampled (Unit of Measure)	Type and Total Number of Analyses Performed	Lower Limit of Detection ^(A) (LLD)	Indicator with Highest Annual Mean Name, Distance, and Direction		All Indicator Locations		All Control Locations		Number of Reportable Occurrences		
			Mean ^(B)	Range ^(B)	Mean ^(B)	Range ^(B)	Mean ^(B)	Range ^(B)			
Surface Water (pCi/Liter)	Gamma Isotopic (36)		DCM, 0.2 mi, 270°		DCM, OUT		7C2, 4.7 mi, 124°				
		Mn-54	15	none detected	(0 / 12)	none detected	(0 / 24)	none detected	(0 / 12)	0	
		Fe-59	30	none detected	(0 / 12)	none detected	(0 / 24)	none detected	(0 / 12)	0	
		Co-58	15	none detected	(0 / 12)	none detected	(0 / 24)	none detected	(0 / 12)	0	
		Co-60	15	none detected	(0 / 12)	none detected	(0 / 24)	none detected	(0 / 12)	0	
		Zn-65	30	none detected	(0 / 12)	none detected	(0 / 24)	none detected	(0 / 12)	0	
		Zr-95	15	none detected	(0 / 12)	none detected	(0 / 24)	none detected	(0 / 12)	0	
		Nb-95	15	none detected	(0 / 12)	none detected	(0 / 24)	none detected	(0 / 12)	0	
		I-131	15	none detected	(0 / 12)	none detected	(0 / 24)	none detected	(0 / 12)	0	
		Cs-134	15	none detected	(0 / 12)	none detected	(0 / 24)	none detected	(0 / 12)	0	
		Cs-137	18	none detected	(0 / 12)	none detected	(0 / 24)	none detected	(0 / 12)	0	
		Ba-La 140	15	none detected	(0 / 12)	none detected	(0 / 24)	none detected	(0 / 12)	0	
			Additional Analysis								
	Gross Beta (36)	4	319	215-465 (10/12)		3.15	1.88-4.65 (22/24)		359	254-501 (12/12)	0
	Fe-55 (36)			none detected (0 / 12)			none detected (0 / 24)			none detected (0 / 12)	0
	Ni-63 (36)			none detected (0 / 12)			none detected (0 / 24)			none detected (0 / 12)	0
	Tritium H-3 (36)	400		none detected (0 / 12)			none detected (0 / 24)			none detected (0 / 12)	0
	Total Strontium (36)	1		none detected (0 / 12)			none detected (0 / 24)			none detected (0 / 12)	0

Table Notation:

(A) Unless specified, all required LLDs were met in accordance with Table 2.3

(B) Mean and range based upon detectable measurements only. Fraction of detectable measurements at specified locations is indicated in parenthesis e.g., (10/12) means 10 samples out of 12 collected showed activity.

Table A-4
Environmental Radiological Monitoring Program Summary
Report Period: 1/1/12 - 12/31/12

Name of Facility: Diablo Canyon Power Plant

Location of Facility: San Luis Obispo, CA
 (County, State)

Medium or Pathway Sampled (Unit of Measure)	Type and Total Number of Analyses Performed	Lower Limit of Detection ^(A) (LLD)	Indicator with Highest Annual Mean Name, Distance, and Direction		All Indicator Locations		All Control Locations		Number of Reportable Occurrences	
			Mean ^(B)	Range ^(B)	Mean ^(B)	Range ^(B)	Mean ^(B)	Range ^(B)		
Drinking Water (pCi/Liter)	Gamma Isotopic (44)		5S2, 0.6 mi, 65°		DW1, 5S2, WN2, 1A2		OEL, 10.2 mi, 79°			
	Mn-54	15	none detected	(0 / 12)	none detected	(0 / 32)	none detected	(0 / 12)	0	
	Fe-59	30	none detected	(0 / 12)	none detected	(0 / 32)	none detected	(0 / 12)	0	
	Co-58	15	none detected	(0 / 12)	none detected	(0 / 32)	none detected	(0 / 12)	0	
	Co-60	15	none detected	(0 / 12)	none detected	(0 / 32)	none detected	(0 / 12)	0	
	Zn-65	30	none detected	(0 / 12)	none detected	(0 / 32)	none detected	(0 / 12)	0	
	Zr-95	15	none detected	(0 / 12)	none detected	(0 / 32)	none detected	(0 / 12)	0	
	Nb-95	15	none detected	(0 / 12)	none detected	(0 / 32)	none detected	(0 / 12)	0	
	I-131	1	none detected	(0 / 12)	none detected	(0 / 32)	none detected	(0 / 12)	0	
	Cs-134	15	none detected	(0 / 12)	none detected	(0 / 32)	none detected	(0 / 12)	0	
	Cs-137	18	none detected	(0 / 12)	none detected	(0 / 32)	none detected	(0 / 12)	0	
	Ba-La 140	15	none detected	(0 / 12)	none detected	(0 / 32)	none detected	(0 / 12)	0	
	Additional Analysis									
	Gross Beta (44)	4	3.27	2.46-5.26 (5/12)	2.87	1.80-5.26 (8/32)	2.19	2.07-2.41 (3/12)	0	
	Fe-55 (44)		none detected	(0 / 12)	none detected	(0 / 32)	none detected	(0 / 12)	0	
	Ni-63 (44)		none detected	(0 / 12)	none detected	(0 / 32)	none detected	(0 / 12)	0	
	Tritium H-3 (44)	400	none detected	(0 / 12)	none detected	(0 / 32)	none detected	(0 / 12)	0	
	Total Strontium (44)	1	none detected	(0 / 12)	none detected	(0 / 32)	none detected	(0 / 12)	0	

Table Notation:

(A) Unless specified, all required LLDs were met in accordance with Table 2.3

(B) Mean and range based upon detectable measurements only. Fraction of detectable measurements at specified locations is indicated in parenthesis e.g., (10/12) means 10 samples out of 12 collected showed activity.

Table A-5
Environmental Radiological Monitoring Program Summary
Report Period: 1/1/12 - 12/31/12

Name of Facility: Diablo Canyon Power Plant

Location of Facility: San Luis Obispo, CA
 (County, State)

Medium or Pathway Sampled (Unit of Measure)	Type and Total Number of Analyses Performed	Lower Limit of Detection ^(A) (LLD)	Indicator with Highest Annual Mean Name, Distance, and Direction Mean ^(B) Range ^(B)	All Indicator Locations		All Control Locations		Number of Reportable Occurrences
				Mean ^(B)	Range ^(B)	Mean ^(B)	Range ^(B)	
Mussels (pCi/kg)	Gamma Isotopic (13)		DCM, 0.2 mi, 270°	DCM, PON, POS	7C2, 4.7 mi, 124°			
		Mn-54	none detected (0 / 4)	none detected (0 / 9)	none detected (0 / 4)	0		
		Fe-59	none detected (0 / 4)	none detected (0 / 9)	none detected (0 / 4)	0		
		Co-58	none detected (0 / 4)	none detected (0 / 9)	none detected (0 / 4)	0		
		Co-60	none detected (0 / 4)	none detected (0 / 9)	none detected (0 / 4)	0		
		Zn-65	none detected (0 / 4)	none detected (0 / 9)	none detected (0 / 4)	0		
		Nb-95	none detected (0 / 4)	none detected (0 / 9)	none detected (0 / 4)	0		
		I-131	60	none detected (0 / 4)	none detected (0 / 9)	none detected (0 / 4)	0	
		Cs-134	60	none detected (0 / 4)	none detected (0 / 9)	none detected (0 / 4)	0	
		Cs-137	80	none detected (0 / 4)	none detected (0 / 9)	none detected (0 / 4)	0	

Table Notation:

(A) Unless specified, all required LLDs were met in accordance with Table 2.3

(B) Mean and range based upon detectable measurements only. Fraction of detectable measurements at specified locations is indicated in parenthesis e.g., (10/12) means 10 samples out of 12 collected showed activity.

Table A-6
Environmental Radiological Monitoring Program Summary
Report Period: 1/1/12 - 12/31/12

Name of Facility: Diablo Canyon Power Plant

Location of Facility: San Luis Obispo, CA
 (County, State)

Medium or Pathway Sampled (Unit of Measure)	Type and Total Number of Analyses Performed	Lower Limit of Detection ^(A) (LLD)	Indicator with Highest Annual Mean Name, Distance, and Direction		All Indicator Locations		All Control Locations		Number of Reportable Occurrences		
			Mean ^(B)	Range ^(B)	Mean ^(B)	Range ^(B)	Mean ^(B)	Range ^(B)			
Fish (pCi/kg)	Gamma Isotopic (38)		2F1, 10.9 mi, 0°		DCM, PON, POS, 2F1, 7D3		7C2, 4.7 mi, 124°				
			Mn-54	130	none detected (0 / 5)	none detected (0 / 30)	none detected (0 / 8)	0			
			Fe-59	260	none detected (0 / 5)	none detected (0 / 30)	none detected (0 / 8)	0			
			Co-58	130	none detected (0 / 5)	none detected (0 / 30)	none detected (0 / 8)	0			
			Co-60	130	none detected (0 / 5)	none detected (0 / 30)	none detected (0 / 8)	0			
			Zn-65	260	none detected (0 / 5)	none detected (0 / 30)	none detected (0 / 8)	0			
			Cs-134	130	none detected (0 / 5)	none detected (0 / 30)	none detected (0 / 8)	0			
			Cs-137	150	8.13	8.13 (1/5)	7.06	5.44-8.13 (3/30)		none detected (0 / 8)	0

Table Notation:

(A) Unless specified, all required LLDs were met in accordance with Table 2.3

(B) Mean and range based upon detectable measurements only. Fraction of detectable measurements at specified locations is indicated in parenthesis e.g., (10/12) means 10 samples out of 12 collected showed activity.

Table A-7
Environmental Radiological Monitoring Program Summary
Report Period: 1/1/12 - 12/31/12

Name of Facility: Diablo Canyon Power Plant

Location of Facility: San Luis Obispo, CA
 (County, State)

Medium or Pathway Sampled (Unit of Measure)	Type and Total Number of Analyses Performed	Lower Limit of Detection ^(A) (LLD)	Indicator with Highest Annual Mean Name, Distance, and Direction		Indicator Locations		All Control Locations		Number of Reportable Occurrences
			Mean ^(B)	Range ^(B)	Mean ^(B)	Range ^(B)	Mean ^(B)	Range ^(B)	
Algae* (pCi/kg)	Gamma Isotopic (8)		DCM, 0.2 miles, 270°		DCM, 0.2 miles, 270°		7C2, 4.7 miles, 124°		
		Mn-54		none detected (0 / 4)	none detected (0 / 4)	none detected (0 / 4)	0		
		Fe-59		none detected (0 / 4)	none detected (0 / 4)	none detected (0 / 4)	0		
		Co-58		none detected (0 / 4)	none detected (0 / 4)	none detected (0 / 4)	0		
		Co-60		none detected (0 / 4)	none detected (0 / 4)	none detected (0 / 4)	0		
		Zn-65		none detected (0 / 4)	none detected (0 / 4)	none detected (0 / 4)	0		
		Nb-95		none detected (0 / 4)	none detected (0 / 4)	none detected (0 / 4)	0		
		I-131	60	none detected (0 / 4)	none detected (0 / 4)	none detected (0 / 4)	0		
		Cs-134	60	none detected (0 / 4)	none detected (0 / 4)	none detected (0 / 4)	0		
		Cs-137	80	none detected (0 / 4)	none detected (0 / 4)	none detected (0 / 4)	0		

Table Notation:

(A) Unless specified, all required LLDs were met in accordance with Table 2.3

(B) Mean and range based upon detectable measurements only. Fraction of detectable measurements at specified locations is indicated in parenthesis e.g., (10/12) means 10 samples out of 12 collected showed activity.

* These samples are supplemental samples.

Table A-8
Environmental Radiological Monitoring Program Summary
Report Period: 1/1/12 - 12/31/12

Name of Facility: Diablo Canyon Power Plant

Location of Facility: San Luis Obispo, CA
 (County, State)

Medium or Pathway Sampled (Unit of Measure)	Type and Total Number of Analyses Performed	Lower Limit of Detection ^(A) (LLD)	Indicator with Highest Annual Mean Name, Distance, and Direction		All Indicator Locations		All Control Locations		Number of Reportable Occurrences
			Mean ^(B)	Range ^(B)	Mean ^(B)	Range ^(B)	Mean ^(B)	Range ^(B)	
Kelp* (pCi/kg)	Gamma Isotopic (17)		DCM, 0.2 mi, 270°		DCM, PON, POS		7C2, 4.7 mi, 124°		
		Mn-54		none detected (0 / 4)	none detected (0 / 12)	none detected (0 / 5)	0		
		Fe-59		none detected (0 / 4)	none detected (0 / 12)	none detected (0 / 5)	0		
		Co-58		none detected (0 / 4)	none detected (0 / 12)	none detected (0 / 5)	0		
		Co-60		none detected (0 / 4)	none detected (0 / 12)	none detected (0 / 5)	0		
		Zn-65		none detected (0 / 4)	none detected (0 / 12)	none detected (0 / 5)	0		
		Nb-95		none detected (0 / 4)	none detected (0 / 12)	none detected (0 / 5)	0		
		I-131	60	none detected (0 / 4)	none detected (0 / 12)	none detected (0 / 5)	0		
		Cs-134	60	none detected (0 / 4)	none detected (0 / 12)	none detected (0 / 5)	0		
		Cs-137	80	none detected (0 / 4)	none detected (0 / 12)	none detected (0 / 5)	0		

Table Notation:

(A) Unless specified, all required LLDs were met in accordance with Table 2.3

(B) Mean and range based upon detectable measurements only. Fraction of detectable measurements at specified locations is indicated in parenthesis e.g., (10/12) means 10 samples out of 12 collected showed activity.

* These samples are supplemental samples.

Table A-9
Environmental Radiological Monitoring Program Summary
Report Period: 1/1/12 - 12/31/12

Name of Facility: Diablo Canyon Power Plant

Location of Facility: San Luis Obispo, CA
 (County, State)

Medium or Pathway Sampled (Unit of Measure)	Type and Total Number of Analyses Performed	Lower Limit of Detection ^(A) (LLD)	Indicator with Highest Annual Mean Name, Distance, and Direction		All Indicator Locations		All Control Locations		Number of Reportable Occurrences	
			Mean ^(B)	Range ^(B)	Mean ^(B)	Range ^(B)	Mean ^(B)	Range ^(B)		
Vegetative Crops (pCi/kg)	Gamma Isotopic (48)		6C1, 4.5 mi, 98°		3C1, 6C1, 5F2, 7C1		7G1, 16.8 mi, 115°			
		I-131	60	None Detected (0/4)		None Detected (0/36)		None Detected (0/12)		0
		Cs-134	60	None Detected (0/4)		13.8	13.8 (1/36)	None Detected (0/12)		0
		Cs-137	80	24.7	24.7 (1/4)	14.5	5.7 to 24.7 (3/36)	26.4	26.4 (1/12)	0

Table Notation:

(A) Unless specified, all required LLDs were met in accordance with Table 2.3

(B) Mean and range based upon detectable measurements only. Fraction of detectable measurements at specified locations is indicated in parenthesis e.g. , (10/12) means 10 samples out of 12 collected showed activity.

Note : Cs-134 and Cs-137 concentrations were due to Fukushima Japan event.

Table A-10
Environmental Radiological Monitoring Program Summary
Report Period: 1/1/12 - 12/31/12

Name of Facility: Diablo Canyon Power Plant

Location of Facility: San Luis Obispo, CA
 (County, State)

Medium or Pathway Sampled (Unit of Measure)	Type and Total Number of Analyses Performed	Lower Limit of Detection ^(A) (LLD)	Indicator with Highest Annual Mean Name, Distance, and Direction		Indicator Locations		All Control Locations		Number of Reportable Occurrences
			Mean ^(B)	Range ^(B)	Mean ^(B)	Range ^(B)	Mean ^(B)	Range ^(B)	
Milk (pCi/Liter)							5F2, 12.6 mi, 60°		
	Iodine (13)								
	I-131	1	Not Applicable		Not Applicable		None Detected (0/13)		0
	Gamma Isotopic (13)								
	Cs-134	15	Not Applicable		Not Applicable		None Detected (0/13)		0
	Cs-137	18	Not Applicable		Not Applicable		None Detected (0/13)		0
	Ba-La 140	15	Not Applicable		Not Applicable		None Detected (0/13)		0
	Total Strontium (13)	1	Not Applicable		Not Applicable		None Detected (0/13)		0

Table Notation:

(A) Unless specified, all required LLDs were met in accordance with Table 2.3

(B) Mean and range based upon detectable measurements only. Fraction of detectable measurements at specified locations is indicated in parenthesis e.g. , (10/12) means 10 samples out of 12 collected showed activity.

Table A-11
Environmental Radiological Monitoring Program Summary
Report Period: 1/1/12 - 12/31/12

Name of Facility: Diablo Canyon Power Plant

Location of Facility: San Luis Obispo, CA
 (County, State)

Medium or Pathway Sampled (Unit of Measure)	Type and Total Number of Analyses Performed	Lower Limit of Detection ^(A) (LLD)	Indicator with Highest Annual Mean Name, Distance, and Direction		All Indicator Locations		All Control Locations		Number of Reportable Occurrences	
			Mean ^(B)	Range ^(B)	Mean ^(B)	Range ^(B)	Mean ^(B)	Range ^(B)		
Meat (pCi/kg)	Gamma Isotopic (16)	60	BCM, 1.5 mi, 331°		BCM, BGM, BSM, JDM		HCM, 37 mi, 328°		0	
			none detected (0/4)	none detected (0/11)	none detected (0/5)					
			6.78	5.15 to 8.41 (2/4)	9.51	5.15 to 17.4 (6/11)	none detected (0/5)			
			80	11.2	9.26 to 13.1 (2/4)	14.28	8.31 to 19.1 (6/11)	8		8.00 (1/5)
			none detected (0/4)		none detected (0/11)		none detected (0/5)			
			Total Strontium (16)		500	none detected (0/4)		none detected (0/11)		none detected (0/5)

Table Notation:

(A) Unless specified, all required LLDs were met in accordance with Table 2.3

(B) Mean and range based upon detectable measurements only. Fraction of detectable measurements at specified locations is indicated in parenthesis, e.g. (10/12) means 10 samples out of 12 collected showed activity.

Note: Cs-134 and Cs-137 were due to Fukushima Japan Event.

Table A-12
Environmental Radiological Monitoring Program Summary
Report Period: 1/1/12 - 12/31/12

Name of Facility: Diablo Canyon Power Plant

Location of Facility: San Luis Obispo, CA
 (County, State)

Medium or Pathway Sampled (Unit of Measure)	Type and Total Number of Analyses Performed	Lower Limit of Detection ^(A) (LLD)	Indicator with Highest Annual Mean Name, Distance, and Direction		Indicator Locations		Control Locations		Number of Reportable Occurrences	
			Mean ^(B)	Range ^(B)	Mean ^(B)	Range ^(B)	Mean ^(B)	Range ^(B)		
Ocean Sediment (pCi/kg dry)			DCM, 0.2 mi, 270°		DCM, 0.2 mi, 270°		7C2, 4.7 mi, 124°			
	Gamma Isotopic (2)									
		Mn-54		none detected (0 / 1)		none detected (0 / 1)		none detected (0 / 1)		0
		Fe-59		none detected (0 / 1)		none detected (0 / 1)		none detected (0 / 1)		0
		Co-58		none detected (0 / 1)		none detected (0 / 1)		none detected (0 / 1)		0
		Co-60		none detected (0 / 1)		none detected (0 / 1)		none detected (0 / 1)		0
		Zn-65		none detected (0 / 1)		none detected (0 / 1)		none detected (0 / 1)		0
		Cs-134	150	none detected (0 / 1)		none detected (0 / 1)		none detected (0 / 1)		0
		Cs-137	180	none detected (0 / 1)		none detected (0 / 1)		none detected (0 / 1)		0
		Fe-55 (2)		none detected (0 / 1)		none detected (0 / 1)		none detected (0 / 1)		0
		Ni-63 (2)		none detected (0 / 1)		none detected (0 / 1)		none detected (0 / 1)		0
		Total Strontium (2)	2,000	none detected (0 / 1)		none detected (0 / 1)		none detected (0 / 1)		0

Table Notation:

(A) Unless specified, all required LLDs were met in accordance with Table 2.3

(B) Mean and range based upon detectable measurements only. Fraction of detectable measurements at specified locations is indicated in parenthesis e.g., (10/12) means 10 samples out of 12 collected showed activity.

Table A-13
Environmental Radiological Monitoring Program Summary
Report Period: 1/1/12 - 12/31/12

Name of Facility: Diablo Canyon Power Plant

Location of Facility: San Luis Obispo, CA
 (County, State)

Medium or Pathway Sampled (Unit of Measure)	Type and Total Number of Analyses Performed	Lower Limit of Detection ^(A) (LLD)	Indicator with Highest Annual Mean Name, Distance, and Direction		All Indicator Locations		All Control Locations		Number of Reportable Occurrences
			Mean ^(B)	Range ^(B)	Mean ^(B)	Range ^(B)	Mean ^(B)	Range ^(B)	
Beach Sand (pCi/kg dry)			AVA, 7.3 mi, 109°		AVA, MDO, PMO, CYA		CBA, 28.5 mi, 330°		
Gamma Isotopic (11)									
	Cs-134	150	none detected (0 / 3)		none detected (0 / 9)		none detected (0 / 2)		0
	Cs-137	180	none detected (0 / 3)		none detected (0 / 9)		none detected (0 / 2)		0
	Fe-55 (11)		none detected (0 / 3)		none detected (0 / 9)		none detected (0 / 2)		0
	Ni-63 (11)		none detected (0 / 3)		none detected (0 / 9)		none detected (0 / 2)		0
	Total Strontium (11)	2,000	none detected (0 / 3)		none detected (0 / 9)		none detected (0 / 2)		0

Table Notation:

(A) Unless specified, all required LLDs were met in accordance with Table 2.3

(B) Mean and range based upon detectable measurements only. Fraction of detectable measurements at specified locations is indicated in parenthesis e.g. , (10/12) means 10 samples out of 12 collected showed activity.

Table A-14
Environmental Radiological Monitoring Program Summary
Report Period: 1/1/12 - 12/31/12

Name of Facility: Diablo Canyon Power Plant

Location of Facility: San Luis Obispo, CA
 (County, State)

Medium or Pathway Sampled (Unit of Measure)	Type and Total Number of Analyses Performed	Lower Limit of Detection ^(A) (LLD)	Indicator with Highest Annual Mean Name, Distance, and Direction		All Indicator Locations		All Control Locations		Number of Reportable Occurrences		
			Mean ^(B)	Range ^(B)	Mean ^(B)	Range ^(B)	Mean ^(B)	Range ^(B)			
Groundwater (pCi/Liter)	Gamma Isotopic (9)		8S3, 0.3 mi, 145°		8S3, 0.3 mi, 145°		WW2, 0.6 mi, 70°				
		Mn-54	15	none detected (0/5)		none detected (0/5)		none detected (0/4)		0	
		Fe-59	30	none detected (0/5)		none detected (0/5)		none detected (0/4)		0	
		Co-58	15	none detected (0/5)		none detected (0/5)		none detected (0/4)		0	
		Co-60	15	none detected (0/5)		none detected (0/5)		none detected (0/4)		0	
		Zn-65	30	none detected (0/5)		none detected (0/5)		none detected (0/4)		0	
		Zr-95	15	none detected (0/5)		none detected (0/5)		none detected (0/4)		0	
		Nb-95	15	none detected (0/5)		none detected (0/5)		none detected (0/4)		0	
		I-131	15	none detected (0/5)		none detected (0/5)		none detected (0/4)		0	
		Cs-134	15	none detected (0/5)		none detected (0/5)		none detected (0/4)		0	
		Cs-137	18	2.76	2.76	2.76 (1/5)	2.76	2.76 (1/5)	none detected (0/4)	0	
		Ba-La 140	15	none detected (0/5)		none detected (0/5)		none detected (0/4)		0	
		Gross Beta (9)	4	5.95	2.43-9.32 (5/5)		5.95	2.43-9.32 (5/5)		none detected (0/4)	0
		Fe-55 (9)		none detected (0/5)		none detected (0/5)		none detected (0/4)		0	
		Ni-63 (9)		none detected (0/5)		none detected (0/5)		none detected (0/4)		0	
		Total Strontium (9)	1	none detected (0/5)		none detected (0/5)		none detected (0/4)		0	
		Tritium H-3 (9)	400	322	322 (1/5)		322	322 (1/5)		none detected (0/4)	0

Table Notation:

(A) Unless specified, all required LLDs were met in accordance with Table 2.3

(B) Mean and range based upon detectable measurements only. Fraction of detectable measurements at specified locations is indicated in parenthesis e.g., (10/12) means 10 samples out of 12 collected showed activity.

Note: Cs-137 due to Fukushima Japan Event.

Note: Tritium concentrations due to rain washout of an approved airborne discharge pathway from plant vents.

Table A-15
Environmental Radiological Monitoring Program Summary
Report Period: 1/1/12 - 12/31/12

Name of Facility: Diablo Canyon Power Plant

Location of Facility: San Luis Obispo, CA
 (County, State)

Medium or Pathway Sampled (Unit of Measure)	Type and Total Number of Analyses Performed	Lower Limit of Detection ^(A) (LLD)	Indicator with Highest Annual Mean Name, Distance, and Direction		All Indicator Locations		All Control Locations		Number of Reportable Occurrences		
			Mean ^(B)	Range ^(B)	Mean ^(B)	Range ^(B)	Mean ^(B)	Range ^(B)			
Monitoring Wells (pCi/Liter)	Gamma Isotopic (20)		DY1, 0.03 mi, 77°		DY1, GW1, GW2, OW1, OW2		WW2, 0.6 mi, 70°				
		Mn-54	15	none detected (0 / 4)		none detected (0 / 16)		none detected (0 / 4)		0	
		Fe-59	30	none detected (0 / 4)		none detected (0 / 16)		none detected (0 / 4)		0	
		Co-58	15	none detected (0 / 4)		none detected (0 / 16)		none detected (0 / 4)		0	
		Co-60	15	none detected (0 / 4)		none detected (0 / 16)		none detected (0 / 4)		0	
		Zn-65	30	none detected (0 / 4)		none detected (0 / 16)		none detected (0 / 4)		0	
		Zr-95	15	none detected (0 / 4)		none detected (0 / 16)		none detected (0 / 4)		0	
		Nb-95	15	none detected (0 / 4)		none detected (0 / 16)		none detected (0 / 4)		0	
		I-131	15	none detected (0 / 4)		none detected (0 / 16)		none detected (0 / 4)		0	
		Cs-134	15	none detected (0 / 4)		none detected (0 / 16)		none detected (0 / 4)		0	
		Cs-137	18	4.11	3.42 to 4.79 (2/4)		4.11	3.42 to 4.79 (2/16)		none detected (0 / 4)	0
		Ba-La 140	15	none detected (0 / 4)		none detected (0 / 16)		none detected (0 / 4)		0	
		Gross Beta (20)	4	39.6	24.3 to 67.0 (4/4)		23.2	7.17 to 67.0 (15/16)		none detected (0 / 4)	0
		Fe-55 (20)		none detected (0 / 4)		none detected (0 / 16)		none detected (0 / 4)		0	
		Ni-63 (20)		none detected (0 / 4)		none detected (0 / 16)		none detected (0 / 4)		0	
		Total Strontium (20)	1	none detected (0 / 4)		none detected (0 / 16)		none detected (0 / 4)		0	
		Tritium H-3 (24)	400	18,475	1.8E4 to 1.9E4 (4/4)		6,060	334 to 19,100 (14/20)		none detected (0 / 4)	0

Table Notation:

(A) Unless specified, all required LLDs were met in accordance with Table 2.3

(B) Mean and range based upon detectable measurements only. Fraction of detectable measurements at specified locations is indicated in parenthesis e.g., (10/12) means 10 samples out of 12 collected showed activity.

Note : Monitoring well tritium concentrations due to rain washout of an approved airborne discharge pathway from plant vents.

Note : Cs137 due to Fukushima Japan event.

This page intentionally left blank

APPENDIX B
DIRECT RADIATION RESULTS

This page intentionally left blank

2012 DCP Environmental TLD results per standard quarter

2012 QUARTER									2012 ANNUAL			
Station ID	1st Qtr		2nd Qtr		3rd Qtr		4th Qtr		Total	Avg	Std Dev	2x Std Dev
	Avg	Std err	Avg	Std err	Avg	Std err	Avg	Std err				
MT1	21.6	0.9	22.1	1.3	20.5	1.3	21.4	1.1	85.6	21.4	0.7	1.3
WN1	12.7	0.7	11.9	0.6	11.5	0.6	12.5	0.8	48.6	12.2	0.6	1.1
0S1	20.1	1.0	20.9	1.1	19.4	1.1	20.2	0.9	80.6	20.2	0.6	1.2
5S1	21.5	0.8	23.2	1.2	21.7	0.9	23.6	1.3	90.0	22.5	1.1	2.1
6S1	13.1	0.5	13.3	1.0	13.6	0.4	13.8	0.7	53.8	13.5	0.3	0.6
8S1	17.1	0.6	16.8	0.9	15.8	1.1	17.2	0.6	66.9	16.7	0.6	1.3
8S2	20.9	1.0	20.7	1.3	19.4	1.1	20.9	1.1	81.9	20.5	0.7	1.4
5S3	19.1	1.0	19.2	0.8	18.5	0.8	18.4	0.9	75.2	18.8	0.4	0.8
2D1	12.6	0.5	12.8	0.8	12.2	0.4	12.8	0.6	50.4	12.6	0.3	0.6
4D1	11.1	0.4	11.7	0.6	10.6	0.6	11.6	0.7	45.0	11.3	0.5	1.0
5F1	17.6	0.5	17.3	1.1	16.7	0.8	16.6	1.0	68.2	17.1	0.5	1.0
1A1	11.0	0.5	11.8	0.9	11.1	0.6	11.7	0.6	48.5	12.1	0.9	1.7
7D2	15.8	0.4	16.5	0.6	15.5	0.8	16.2	1.0	64.0	16.0	0.4	0.9
7G2	16.9	0.6	16.6	0.9	16.6	0.9	16.6	0.7	66.7	16.7	0.1	0.3
7C1	18.0	0.8	18.3	0.7	17.3	0.7	17.4	0.8	71.0	17.8	0.5	1.0
7F1	16.7	0.9	16.5	0.7	15.6	1.0	16.6	1.0	65.4	16.4	0.5	1.0
0B1	10.4	0.4	10.2	0.4	9.6	0.4	9.9	0.5	40.1	10.0	0.4	0.7
7D1	11.0	0.5	9.9	0.4	10.6	0.4	10.8	0.4	42.3	10.6	0.5	1.0
4C1	10.4	0.6	10.6	0.7	10.1	0.3	10.3	0.5	41.4	10.4	0.2	0.4
0S2	18.0	0.8	17.9	0.8	16.7	1.2	17.4	0.8	70.0	17.5	0.6	1.2
1S1	17.3	0.5	17.3	1.2	16.1	0.6	17.2	0.9	67.9	17.0	0.6	1.2
2S1	16.4	0.8	16.6	0.8	15.9	0.4	15.9	1.0	64.8	16.2	0.4	0.7
3S1	20.1	1.0	21.1	1.0	18.9	1.1	20.7	1.3	80.8	20.2	1.0	1.9
4S1	19.9	1.0	19.9	1.0	19.5	0.7	19.6	1.4	80.5	20.1	1.2	2.5
7S1	20.2	1.4	19.7	1.1	19.2	1.0	19.8	1.1	78.9	19.7	0.4	0.8
9S1	23.2	1.3	22.9	1.3	22.7	1.3	22.6	1.3	91.4	22.9	0.3	0.5
1C1	12.9	0.7	12.8	1.0	12.0	0.7	12.9	1.2	50.6	12.7	0.4	0.9
5C1	15.2	0.8	16.2	1.3	15.9	0.8	15.1	1.2	62.4	15.6	0.5	1.1
3D1	13.0	0.5	12.9	0.7	12.2	0.7	12.5	0.6	50.6	12.7	0.4	0.7
6D1	14.3	0.6	14.4	0.7	14.0	0.8	14.1	0.7	56.8	14.2	0.2	0.4
5F3	16.5	0.9	17.7	0.9	15.8	0.7	17.7	1.1	67.7	16.9	0.9	1.9
IS-1	25.2	1.2	23.8	2.1	23.0	1.0	24.3	0.5	96.3	24.1	0.9	1.8
IS-2	22.8	1.4	25.3	0.6	21.8	1.8	23.7	0.4	93.6	23.4	1.5	3.0
IS-3	35.6	0.7	35.1	1.1	32.0	2.8	37.7	0.9	140.4	35.1	2.4	4.7
IS-4	76.0	1.7	94.1	3.6	77.9	2.7	86.9	3.1	334.9	83.7	8.4	16.8
IS-5	66.3	5.1	62.0	1.1	56.6	3.9	61.4	1.7	246.3	61.6	4.0	7.9
IS-6	54.6	1.4	57.7	1.6	52.6	2.7	56.8	4.0	221.7	55.4	2.3	4.6
IS-7	34.8	1.7	37.8	1.4	36.0	0.3	38.2	3.4	146.8	36.7	1.6	3.2
IS-8	21.8	2.5	22.4	1.4	20.6	1.1	22.2	1.1	87.0	21.8	0.8	1.6

This page intentionally left blank

Individual Environmental TLD Historical Ranges **						
Station Code	Pre-2012 Historical Low Qtr mrem	2012 Low Qtr mrem	Pre-2012 Historical Average mrem	2012 High Qtr mrem	Pre-2012 Historical High Qtr mrem	2012 Results outside Historical range? Yes / No
MT1	13.2	20.5	20.9	22.1	26.3	No
WN1	8.8	11.5	12.6	12.7	18.4	No
OS1	12.5	19.4	20.2	20.9	26.0	No
5S1	17.3	21.5	22.9	23.6	29.1	No
6S1	10.0	13.1	13.9	13.8	19.3	No
8S1	11.1	15.8	16.4	17.2	20.8	No
8S2	13.6	19.4	20.4	20.9	26.9	No
5S3	12.2	18.4	18.7	19.2	25.1	No
2D1	8.3	12.2	12.3	12.8	15.8	No
4D1	7.9	10.6	12.1	11.7	20.8	No
5F1	10.7	16.6	17.6	17.6	23.7	No
1A1	8.2	11.0	12.0	11.8	17.8	No
7D2	12.0	15.5	16.6	16.5	27.7	No
7G2	13.7	16.6	17.3	16.9	27.7	No
7C1	14.4	17.3	17.9	18.3	23.1	No
7F1	13.6	15.6	16.7	16.7	23.6	No
OB1	8.3	9.6	10.2	10.4	17.9	No
7D1	9.7	9.9	11.7	11.0	23.3	No
4C1	8.5	10.1	10.9	10.6	18.4	No
OS2	14.3	16.7	17.1	18.0	22.1	No
1S1	13.5	16.1	16.8	17.3	21.7	No
2S1	13.3	15.9	16.9	16.6	23.3	No
3S1	16.4	18.9	20.4	21.1	26.2	No
4S1	15.0	19.5	18.9	19.9	26.4	No
7S1	14.3	19.2	18.4	20.2	26.1	No
9S1	12.8	22.6	21.8	23.2	26.7	No
1C1	10.3	12.0	13.3	12.9	19.4	No
5C1	12.3	15.1	16.4	16.2	21.3	No
3D1	9.6	12.2	12.8	13.0	22.2	No
6D1	11.7	14.0	15.3	14.4	23.1	No
5F3	13.3	15.8	19.4	17.7	25.0	No
IS-1	22.0	23.0	23.5	25.2	25.0	* Yes, high
IS-2	22.4	21.8	24.0	25.3	26.1	* Yes, low
IS-3	22.5	32.0	33.0	37.7	38.2	No
IS-4	23.1	76.0	68.3	94.1	86.1	* Yes, high
IS-5	23.1	56.6	58.3	66.3	78.1	No
IS-6	21.9	52.6	46.8	57.7	58.8	No
IS-7	19.5	34.8	34.2	38.2	38.9	No
IS-8	19.0	20.6	21.3	22.4	22.8	No

* Yes due to ISFSI loading or minor statistical error

** Exposure comparison data range from 1987 to 2011

This page intentionally left blank

APPENDIX C
ANALYTICAL SAMPLE RESULTS

This page intentionally left blank

2012 DCPD Analysis Results Appendix C

0S2 North Gate - Air Charcoal

Sample Name	Date Collected	Nuclide	Result	MDC	2 Sigma TPU	Units
0S2 North Gate(293900014) - AC	7-Jan-12	Iodine-131	5.65E-03	2.33E-02	1.33E-02	pCi/m3
0S2 North Gate(294429014) - AC	14-Jan-12	Iodine-131	1.17E-03	1.26E-02	7.21E-03	pCi/m3
0S2 North Gate(294804014) - AC	21-Jan-12	Iodine-131	2.87E-03	1.20E-02	6.66E-03	pCi/m3
0S2 North Gate(295197014) - AC	28-Jan-12	Iodine-131	2.25E-03	1.11E-02	6.37E-03	pCi/m3
0S2 North Gate(295707014) - AC	4-Feb-12	Iodine-131	3.59E-03	1.01E-02	5.64E-03	pCi/m3
0S2 North Gate(296101014) - AC	11-Feb-12	Iodine-131	2.38E-03	1.86E-02	1.06E-02	pCi/m3
0S2 North Gate(296457014) - AC	18-Feb-12	Iodine-131	4.41E-03	1.37E-02	7.80E-03	pCi/m3
0S2 North Gate(296852014) - AC	25-Feb-12	Iodine-131	5.22E-03	1.37E-02	8.11E-03	pCi/m3
0S2 North Gate(297270014) - AC	3-Mar-12	Iodine-131	4.57E-04	1.20E-02	6.99E-03	pCi/m3
0S2 North Gate(297686014) - AC	10-Mar-12	Iodine-131	-7.94E-03	1.04E-02	8.18E-03	pCi/m3
0S2 North Gate(298090014) - AC	17-Mar-12	Iodine-131	-1.21E-03	8.43E-03	5.26E-03	pCi/m3
0S2 North Gate(298440014) - AC	24-Mar-12	Iodine-131	-7.82E-03	1.22E-02	9.09E-03	pCi/m3
0S2 North Gate(301039014) - AC	31-Mar-12	Iodine-131	-3.59E-03	7.72E-03	5.26E-03	pCi/m3
0S2 North Gate(302547014) - AC	7-Apr-12	Iodine-131	-1.65E-03	1.08E-02	6.54E-03	pCi/m3
0S2 North Gate(302940014) - AC	14-Apr-12	Iodine-131	-3.86E-03	1.08E-02	7.09E-03	pCi/m3
0S2 North Gate(303291014) - AC	21-Apr-12	Iodine-131	-4.78E-03	1.00E-02	6.87E-03	pCi/m3
0S2 North Gate(303713014) - AC	28-Apr-12	Iodine-131	6.67E-03	2.01E-02	1.15E-02	pCi/m3
0S2 North Gate(304127014) - AC	5-May-12	Iodine-131	4.91E-03	9.98E-03	5.63E-03	pCi/m3
0S2 North Gate(304550014) - AC	12-May-12	Iodine-131	-3.96E-05	1.00E-02	6.10E-03	pCi/m3
0S2 North Gate(304958014) - AC	19-May-12	Iodine-131	-1.12E-02	1.52E-02	1.22E-02	pCi/m3
0S2 North Gate(305236014) - AC	26-May-12	Iodine-131	-5.60E-03	1.08E-02	7.92E-03	pCi/m3
0S2 North Gate(305629014) - AC	2-Jun-12	Iodine-131	2.26E-04	1.99E-02	1.16E-02	pCi/m3
0S2 North Gate(306063014) - AC	9-Jun-12	Iodine-131	3.48E-03	1.34E-02	7.61E-03	pCi/m3
0S2 North Gate(306466014) - AC	16-Jun-12	Iodine-131	-1.75E-03	1.33E-02	8.35E-03	pCi/m3
0S2 North Gate(306808014) - AC	23-Jun-12	Iodine-131	1.72E-03	1.19E-02	6.92E-03	pCi/m3
0S2 North Gate(307348014) - AC	30-Jun-12	Iodine-131	-3.81E-03	1.13E-02	7.57E-03	pCi/m3
0S2 North Gate(307690014) - AC	7-Jul-12	Iodine-131	-1.78E-03	1.12E-02	6.99E-03	pCi/m3
0S2 North Gate(308147014) - AC	14-Jul-12	Iodine-131	2.16E-03	1.05E-02	5.98E-03	pCi/m3
0S2 North Gate(308569014) - AC	21-Jul-12	Iodine-131	-2.59E-03	8.20E-03	5.56E-03	pCi/m3
0S2 North Gate(308980014) - AC	28-Jul-12	Iodine-131	-4.16E-03	1.18E-02	7.78E-03	pCi/m3
0S2 North Gate(309364014) - AC	4-Aug-12	Iodine-131	4.45E-03	1.23E-02	6.86E-03	pCi/m3
0S2 North Gate(309747014) - AC	11-Aug-12	Iodine-131	-2.41E-03	9.79E-03	6.28E-03	pCi/m3
0S2 North Gate(310131014) - AC	18-Aug-12	Iodine-131	8.54E-04	1.31E-02	7.87E-03	pCi/m3
0S2 North Gate(310457014) - AC	25-Aug-12	Iodine-131	-1.55E-03	1.58E-02	9.73E-03	pCi/m3
0S2 North Gate(310729014) - AC	1-Sep-12	Iodine-131	5.12E-04	9.43E-03	5.48E-03	pCi/m3
0S2 North Gate(311201014) - AC	8-Sep-12	Iodine-131	1.58E-03	1.34E-02	7.56E-03	pCi/m3
0S2 North Gate(311588014) - AC	15-Sep-12	Iodine-131	-1.98E-04	1.35E-02	8.05E-03	pCi/m3
0S2 North Gate(312018014) - AC	22-Sep-12	Iodine-131	-2.01E-03	1.96E-02	1.20E-02	pCi/m3
0S2 North Gate(312421014) - AC	29-Sep-12	Iodine-131	1.68E-03	1.00E-02	5.72E-03	pCi/m3
0S2 North Gate(312998014) - AC	6-Oct-12	Iodine-131	3.03E-04	8.56E-03	5.02E-03	pCi/m3
0S2 North Gate(313514014) - AC	13-Oct-12	Iodine-131	1.58E-03	1.42E-02	8.06E-03	pCi/m3
0S2 North Gate(313958014) - AC	20-Oct-12	Iodine-131	-9.53E-04	1.26E-02	7.64E-03	pCi/m3

2012 DCPD Analysis Results Appendix C

OS2 North Gate(314389014) - AC	27-Oct-12	Iodine-131	1.39E-03	1.21E-02	7.26E-03	pCi/m3
OS2 North Gate(314793014) - AC	4-Nov-12	Iodine-131	-1.64E-03	1.59E-02	9.51E-03	pCi/m3
OS2 North Gate(315297014) - AC	10-Nov-12	Iodine-131	-9.95E-04	1.25E-02	7.51E-03	pCi/m3
OS2 North Gate(315667014) - AC	17-Nov-12	Iodine-131	-1.07E-03	1.30E-02	7.80E-03	pCi/m3
OS2 North Gate(315925014) - AC	24-Nov-12	Iodine-131	7.93E-03	1.23E-02	7.34E-03	pCi/m3
OS2 North Gate(316341014) - AC	1-Dec-12	Iodine-131	-2.21E-03	1.16E-02	7.09E-03	pCi/m3
OS2 North Gate(316741014) - AC	8-Dec-12	Iodine-131	3.75E-03	1.29E-02	7.22E-03	pCi/m3
OS2 North Gate(317057014) - AC	15-Dec-12	Iodine-131	3.35E-03	1.12E-02	6.49E-03	pCi/m3
OS2 North Gate(317277014) - AC	22-Dec-12	Iodine-131	-2.08E-03	8.82E-03	6.57E-03	pCi/m3
OS2 North Gate(317436014) - AC	29-Dec-12	Iodine-131	-1.10E-03	8.80E-03	5.36E-03	pCi/m3

OS2 North Gate - Air Particulate

Sample Name	Date Collected	Nuclide	Result	MDC	2 Sigma TPU	Units
OS2 North Gate(293900007) - AP	7-Jan-12	BETA	6.61E-02	2.17E-03	1.69E-02	pCi/m3
OS2 North Gate(294429007) - AP	14-Jan-12	BETA	7.07E-02	1.85E-03	1.45E-02	pCi/m3
OS2 North Gate(294804007) - AP	21-Jan-12	BETA	1.04E-02	1.86E-03	1.53E-02	pCi/m3
OS2 North Gate(295197007) - AP	28-Jan-12	BETA	5.09E-02	1.87E-03	1.69E-02	pCi/m3
OS2 North Gate(295707007) - AP	4-Feb-12	BETA	6.03E-02	1.74E-03	1.18E-02	pCi/m3
OS2 North Gate(296101007) - AP	11-Feb-12	BETA	3.06E-02	1.82E-03	1.32E-02	pCi/m3
OS2 North Gate(296457007) - AP	18-Feb-12	BETA	1.51E-02	1.75E-03	1.31E-02	pCi/m3
OS2 North Gate(296852007) - AP	25-Feb-12	BETA	2.72E-02	1.62E-03	1.35E-02	pCi/m3
OS2 North Gate(297270007) - AP	3-Mar-12	BETA	1.82E-02	1.93E-03	1.39E-02	pCi/m3
OS2 North Gate(297686007) - AP	10-Mar-12	BETA	1.90E-02	1.94E-03	1.74E-02	pCi/m3
OS2 North Gate(298090007) - AP	17-Mar-12	BETA	9.64E-03	1.85E-03	1.01E-02	pCi/m3
OS2 North Gate(298440007) - AP	24-Mar-12	BETA	5.93E-03	1.86E-03	1.47E-02	pCi/m3
OS2 North Gate(301039007) - AP	31-Mar-12	BETA	1.76E-02	1.80E-03	1.30E-02	pCi/m3
OS2 North Gate(302547007) - AP	7-Apr-12	BETA	1.99E-02	1.81E-03	1.36E-02	pCi/m3
OS2 North Gate(302940007) - AP	14-Apr-12	BETA	7.84E-03	1.93E-03	1.53E-02	pCi/m3
OS2 North Gate(303291007) - AP	21-Apr-12	BETA	1.05E-02	1.99E-03	1.37E-02	pCi/m3
OS2 North Gate(303713007) - AP	28-Apr-12	BETA	7.83E-03	1.80E-03	1.10E-02	pCi/m3
OS2 North Gate(304127007) - AP	5-May-12	BETA	3.01E-02	1.67E-03	1.35E-02	pCi/m3
OS2 North Gate(304550007) - AP	12-May-12	BETA	2.80E-02	1.70E-03	1.34E-02	pCi/m3
OS2 North Gate(304958007) - AP	19-May-12	BETA	1.76E-02	1.85E-03	1.37E-02	pCi/m3
OS2 North Gate(305236007) - AP	26-May-12	BETA	5.38E-03	1.70E-03	1.25E-02	pCi/m3
OS2 North Gate(305629007) - AP	2-Jun-12	BETA	8.88E-03	2.22E-03	1.41E-02	pCi/m3
OS2 North Gate(306063007) - AP	9-Jun-12	BETA	1.46E-02	2.30E-03	1.49E-02	pCi/m3
OS2 North Gate(306466007) - AP	16-Jun-12	BETA	9.01E-03	2.50E-03	1.54E-02	pCi/m3
OS2 North Gate(306808007) - AP	23-Jun-12	BETA	1.03E-02	2.48E-03	1.59E-02	pCi/m3
OS2 North Gate(307348007) - AP	30-Jun-12	BETA	1.01E-02	1.67E-03	1.30E-02	pCi/m3
OS2 North Gate(307690007) - AP	7-Jul-12	BETA	7.57E-03	1.81E-03	1.52E-02	pCi/m3
OS2 North Gate(308147007) - AP	14-Jul-12	BETA	1.12E-02	1.78E-03	1.08E-02	pCi/m3
OS2 North Gate(308569007) - AP	21-Jul-12	BETA	9.79E-03	1.62E-03	1.34E-02	pCi/m3
OS2 North Gate(308980007) - AP	28-Jul-12	BETA	1.55E-02	1.71E-03	1.03E-02	pCi/m3
OS2 North Gate(309364007) - AP	4-Aug-12	BETA	1.19E-02	1.69E-03	1.25E-02	pCi/m3

2012 DCPD Analysis Results Appendix C

0S2 North Gate(309747007) - AP	11-Aug-12	BETA	1.16E-02	1.61E-03	1.27E-02	pCi/m3
0S2 North Gate(310131007) - AP	18-Aug-12	BETA	1.79E-02	1.63E-03	1.24E-02	pCi/m3
0S2 North Gate(310457007) - AP	25-Aug-12	BETA	1.95E-02	1.60E-03	1.12E-02	pCi/m3
0S2 North Gate(310729007) - AP	1-Sep-12	BETA	2.92E-02	1.57E-03	1.26E-02	pCi/m3
0S2 North Gate(311201007) - AP	8-Sep-12	BETA	3.23E-02	1.67E-03	1.14E-02	pCi/m3
0S2 North Gate(311588007) - AP	15-Sep-12	BETA	3.33E-02	1.52E-03	9.79E-03	pCi/m3
0S2 North Gate(312018007) - AP	22-Sep-12	BETA	4.22E-02	1.57E-03	1.25E-02	pCi/m3
0S2 North Gate(312421007) - AP	29-Sep-12	BETA	4.06E-02	1.62E-03	1.49E-02	pCi/m3
0S2 North Gate(312998007) - AP	6-Oct-12	BETA	3.31E-02	1.56E-03	1.65E-02	pCi/m3
0S2 North Gate(313514007) - AP	13-Oct-12	BETA	4.40E-02	1.66E-03	1.66E-02	pCi/m3
0S2 North Gate(313958007) - AP	20-Oct-12	BETA	2.04E-02	1.53E-03	1.07E-02	pCi/m3
0S2 North Gate(314389007) - AP	27-Oct-12	BETA	2.84E-02	1.61E-03	1.32E-02	pCi/m3
0S2 North Gate(314793007) - AP	4-Nov-12	BETA	5.23E-02	1.63E-03	1.38E-02	pCi/m3
0S2 North Gate(315297007) - AP	10-Nov-12	BETA	4.57E-02	1.56E-03	1.16E-02	pCi/m3
0S2 North Gate(315667007) - AP	17-Nov-12	BETA	4.39E-02	1.90E-03	1.30E-02	pCi/m3
0S2 North Gate(315925007) - AP	24-Nov-12	BETA	4.45E-02	1.39E-03	1.01E-02	pCi/m3
0S2 North Gate(316341007) - AP	1-Dec-12	BETA	1.14E-02	1.61E-03	1.23E-02	pCi/m3
0S2 North Gate(316741007) - AP	8-Dec-12	BETA	3.65E-02	1.52E-03	1.22E-02	pCi/m3
0S2 North Gate(317057007) - AP	15-Dec-12	BETA	1.18E-02	1.46E-03	1.17E-02	pCi/m3
0S2 North Gate(317277007) - AP	22-Dec-12	BETA	2.11E-02	1.64E-03	1.12E-02	pCi/m3
0S2 North Gate(317436007) - AP	29-Dec-12	BETA	2.76E-02	1.66E-03	1.31E-02	pCi/m3
0S2 North Gate(302777007) - AP	11-Feb-12	Beryllium-7	1.26E-01	8.64E-03	2.02E-02	pCi/m3
0S2 North Gate(308050007) - AP	12-May-12	Beryllium-7	7.24E-02	1.10E-02	1.56E-02	pCi/m3
0S2 North Gate(313322007) - AP	11-Aug-12	Beryllium-7	6.88E-02	6.96E-03	1.15E-02	pCi/m3
0S2 North Gate(318773007) - AP	10-Nov-12	Beryllium-7	1.28E-01	9.35E-03	2.28E-02	pCi/m3
0S2 North Gate(302777007) - AP	11-Feb-12	Cesium-134	-3.15E-06	6.22E-04	3.65E-04	pCi/m3
0S2 North Gate(308050007) - AP	12-May-12	Cesium-134	1.92E-04	7.37E-04	4.17E-04	pCi/m3
0S2 North Gate(313322007) - AP	11-Aug-12	Cesium-134	-1.90E-05	4.14E-04	2.46E-04	pCi/m3
0S2 North Gate(318773007) - AP	10-Nov-12	Cesium-134	9.55E-05	7.09E-04	3.98E-04	pCi/m3
0S2 North Gate(302777007) - AP	11-Feb-12	Cesium-137	9.69E-05	4.79E-04	2.73E-04	pCi/m3
0S2 North Gate(308050007) - AP	12-May-12	Cesium-137	1.58E-04	5.56E-04	3.19E-04	pCi/m3
0S2 North Gate(313322007) - AP	11-Aug-12	Cesium-137	-2.91E-04	2.71E-04	2.58E-04	pCi/m3
0S2 North Gate(318773007) - AP	10-Nov-12	Cesium-137	-3.61E-04	3.32E-04	3.36E-04	pCi/m3

1A2 Blanchard Spring - Drinking Water

Sample Name	Date Collected	Nuclide	Result	MDC	2 Sigma TPU	Units
1A2 Blanchard Spring(294918001) - DW	25-Jan-12	BETA	2.37E+00	2.27E+00	1.56E+00	pCi/L
1A2 Blanchard Spring(304549001) - DW	15-May-12	BETA	2.08E+00	2.16E+00	1.39E+00	pCi/L
1A2 Blanchard Spring(309382004) - DW	7-Aug-12	BETA	9.35E-01	1.72E+00	1.07E+00	pCi/L
1A2 Blanchard Spring(313874001) - DW	17-Oct-12	BETA	1.16E+00	2.11E+00	1.32E+00	pCi/L
1A2 Blanchard Spring(294918001) - DW	25-Jan-12	Barium-140	8.01E-01	3.85E+00	2.24E+00	pCi/L
1A2 Blanchard Spring(304549001) - DW	15-May-12	Barium-140	-9.11E-01	4.33E+00	2.69E+00	pCi/L
1A2 Blanchard Spring(309382004) - DW	7-Aug-12	Barium-140	9.88E-01	5.19E+00	3.00E+00	pCi/L
1A2 Blanchard Spring(313874001) - DW	17-Oct-12	Barium-140	-1.31E+00	2.83E+00	1.86E+00	pCi/L

2012 DCP Analysis Results Appendix C

1A2 Blanchard Spring(294918001) - DW	25-Jan-12	Cesium-134	9.01E-01	3.01E+00	1.81E+00	pCi/L
1A2 Blanchard Spring(304549001) - DW	15-May-12	Cesium-134	3.35E-01	3.38E+00	1.97E+00	pCi/L
1A2 Blanchard Spring(309382004) - DW	7-Aug-12	Cesium-134	5.98E-01	2.65E+00	1.58E+00	pCi/L
1A2 Blanchard Spring(313874001) - DW	17-Oct-12	Cesium-134	7.32E-01	1.92E+00	1.13E+00	pCi/L
1A2 Blanchard Spring(294918001) - DW	25-Jan-12	Cesium-137	-7.92E-01	2.55E+00	1.83E+00	pCi/L
1A2 Blanchard Spring(304549001) - DW	15-May-12	Cesium-137	-2.34E-01	2.55E+00	1.81E+00	pCi/L
1A2 Blanchard Spring(309382004) - DW	7-Aug-12	Cesium-137	4.60E-01	2.27E+00	1.34E+00	pCi/L
1A2 Blanchard Spring(313874001) - DW	17-Oct-12	Cesium-137	9.02E-01	1.76E+00	1.10E+00	pCi/L
1A2 Blanchard Spring(294918001) - DW	25-Jan-12	Cobalt-58	-2.03E+00	2.35E+00	1.79E+00	pCi/L
1A2 Blanchard Spring(304549001) - DW	15-May-12	Cobalt-58	3.41E-01	2.52E+00	1.68E+00	pCi/L
1A2 Blanchard Spring(309382004) - DW	7-Aug-12	Cobalt-58	1.26E+00	2.32E+00	1.44E+00	pCi/L
1A2 Blanchard Spring(313874001) - DW	17-Oct-12	Cobalt-58	5.39E-02	1.59E+00	9.27E-01	pCi/L
1A2 Blanchard Spring(294918001) - DW	25-Jan-12	Cobalt-60	-5.69E-01	2.42E+00	1.52E+00	pCi/L
1A2 Blanchard Spring(304549001) - DW	15-May-12	Cobalt-60	-5.34E-01	2.83E+00	1.72E+00	pCi/L
1A2 Blanchard Spring(309382004) - DW	7-Aug-12	Cobalt-60	-7.90E-01	1.97E+00	1.31E+00	pCi/L
1A2 Blanchard Spring(313874001) - DW	17-Oct-12	Cobalt-60	7.94E-01	1.83E+00	1.10E+00	pCi/L
1A2 Blanchard Spring(294918001) - DW	25-Jan-12	Iodine-131	9.36E-02	6.42E-01	3.69E-01	pCi/L
1A2 Blanchard Spring(304549001) - DW	15-May-12	Iodine-131	-1.56E-01	5.36E-01	3.25E-01	pCi/L
1A2 Blanchard Spring(309382004) - DW	7-Aug-12	Iodine-131	-2.16E-01	6.75E-01	4.13E-01	pCi/L
1A2 Blanchard Spring(313874001) - DW	17-Oct-12	Iodine-131	2.69E-01	7.49E-01	4.45E-01	pCi/L
1A2 Blanchard Spring(294918001) - DW	25-Jan-12	Iron-55	-1.35E+02	1.61E+02	9.99E+01	pCi/L
1A2 Blanchard Spring(304549001) - DW	15-May-12	Iron-55	-4.36E+01	1.26E+02	7.98E+01	pCi/L
1A2 Blanchard Spring(309382004) - DW	7-Aug-12	Iron-55	2.11E+01	8.64E+01	5.96E+01	pCi/L
1A2 Blanchard Spring(313874001) - DW	17-Oct-12	Iron-55	-5.57E+01	1.30E+02	9.32E+01	pCi/L
1A2 Blanchard Spring(294918001) - DW	25-Jan-12	Iron-59	6.78E-01	4.86E+00	2.85E+00	pCi/L
1A2 Blanchard Spring(304549001) - DW	15-May-12	Iron-59	1.58E+00	5.84E+00	3.50E+00	pCi/L
1A2 Blanchard Spring(309382004) - DW	7-Aug-12	Iron-59	-2.29E+00	4.08E+00	2.80E+00	pCi/L
1A2 Blanchard Spring(313874001) - DW	17-Oct-12	Iron-59	1.17E+00	3.62E+00	2.15E+00	pCi/L
1A2 Blanchard Spring(294918001) - DW	25-Jan-12	Lanthanum-140	8.01E-01	3.85E+00	2.24E+00	pCi/L
1A2 Blanchard Spring(304549001) - DW	15-May-12	Lanthanum-140	-9.11E-01	4.33E+00	2.69E+00	pCi/L
1A2 Blanchard Spring(309382004) - DW	7-Aug-12	Lanthanum-140	9.88E-01	5.19E+00	3.00E+00	pCi/L
1A2 Blanchard Spring(313874001) - DW	17-Oct-12	Lanthanum-140	-1.31E+00	2.83E+00	1.86E+00	pCi/L
1A2 Blanchard Spring(294918001) - DW	25-Jan-12	Manganese-54	-1.55E+00	2.31E+00	1.64E+00	pCi/L
1A2 Blanchard Spring(304549001) - DW	15-May-12	Manganese-54	-1.26E+00	2.61E+00	1.71E+00	pCi/L
1A2 Blanchard Spring(309382004) - DW	7-Aug-12	Manganese-54	-8.36E-01	1.95E+00	1.30E+00	pCi/L
1A2 Blanchard Spring(313874001) - DW	17-Oct-12	Manganese-54	-5.47E-01	1.50E+00	9.40E-01	pCi/L
1A2 Blanchard Spring(294918001) - DW	25-Jan-12	Nickel-63	7.60E+00	2.51E+01	1.52E+01	pCi/L
1A2 Blanchard Spring(304549001) - DW	15-May-12	Nickel-63	4.28E+00	3.62E+01	2.17E+01	pCi/L
1A2 Blanchard Spring(309382004) - DW	7-Aug-12	Nickel-63	-9.94E+00	3.30E+01	1.94E+01	pCi/L
1A2 Blanchard Spring(313874001) - DW	17-Oct-12	Nickel-63	2.22E+01	3.50E+01	2.15E+01	pCi/L
1A2 Blanchard Spring(294918001) - DW	25-Jan-12	Niobium-95	3.16E+00	3.16E+00	3.40E+00	pCi/L
1A2 Blanchard Spring(304549001) - DW	15-May-12	Niobium-95	1.55E+00	3.16E+00	2.14E+00	pCi/L
1A2 Blanchard Spring(309382004) - DW	7-Aug-12	Niobium-95	-1.21E+00	2.05E+00	1.43E+00	pCi/L
1A2 Blanchard Spring(313874001) - DW	17-Oct-12	Niobium-95	8.24E-01	1.77E+00	1.06E+00	pCi/L

2012 DCPD Analysis Results Appendix C

1A2 Blanchard Spring(294918001) - DW	25-Jan-12	Total Strontium	9.14E-02	1.67E-01	1.05E-01	pCi/L
1A2 Blanchard Spring(304549001) - DW	15-May-12	Total Strontium	3.30E-01	4.36E-01	2.80E-01	pCi/L
1A2 Blanchard Spring(309382004) - DW	7-Aug-12	Total Strontium	-1.32E-01	1.72E-01	9.74E-02	pCi/L
1A2 Blanchard Spring(313874001) - DW	17-Oct-12	Total Strontium	1.04E-01	1.47E-01	9.49E-02	pCi/L
1A2 Blanchard Spring(294918001) - DW	25-Jan-12	Tritium	-1.01E+02	2.55E+02	1.48E+02	pCi/L
1A2 Blanchard Spring(304549001) - DW	15-May-12	Tritium	-4.64E+01	2.76E+02	1.62E+02	pCi/L
1A2 Blanchard Spring(309382004) - DW	7-Aug-12	Tritium	-1.59E+02	2.56E+02	1.44E+02	pCi/L
1A2 Blanchard Spring(313874001) - DW	17-Oct-12	Tritium	-6.15E+01	2.21E+02	1.29E+02	pCi/L
1A2 Blanchard Spring(294918001) - DW	25-Jan-12	Zinc-65	4.66E+00	5.76E+00	4.20E+00	pCi/L
1A2 Blanchard Spring(304549001) - DW	15-May-12	Zinc-65	-1.78E+00	5.63E+00	4.21E+00	pCi/L
1A2 Blanchard Spring(309382004) - DW	7-Aug-12	Zinc-65	1.72E+00	4.39E+00	2.94E+00	pCi/L
1A2 Blanchard Spring(313874001) - DW	17-Oct-12	Zinc-65	-1.07E+00	3.20E+00	2.36E+00	pCi/L
1A2 Blanchard Spring(294918001) - DW	25-Jan-12	Zirconium-95	-3.24E-01	4.43E+00	2.68E+00	pCi/L
1A2 Blanchard Spring(304549001) - DW	15-May-12	Zirconium-95	3.78E-01	4.85E+00	2.82E+00	pCi/L
1A2 Blanchard Spring(309382004) - DW	7-Aug-12	Zirconium-95	-6.04E-01	3.94E+00	2.43E+00	pCi/L
1A2 Blanchard Spring(313874001) - DW	17-Oct-12	Zirconium-95	9.23E-01	3.05E+00	1.78E+00	pCi/L

1S1 Waste Pond - Air Charcoal

Sample Name	Date Collected	Nuclide	Result	MDC	2 Sigma TPU	Units
1S1 Waste Pond(293900013) - AC	7-Jan-12	Iodine-131	-2.46E-03	1.40E-02	8.95E-03	pCi/m3
1S1 Waste Pond(294429013) - AC	14-Jan-12	Iodine-131	6.97E-03	1.65E-02	9.25E-03	pCi/m3
1S1 Waste Pond(294804013) - AC	21-Jan-12	Iodine-131	-2.47E-03	1.75E-02	1.04E-02	pCi/m3
1S1 Waste Pond(295197013) - AC	28-Jan-12	Iodine-131	-2.89E-03	1.20E-02	7.64E-03	pCi/m3
1S1 Waste Pond(295707013) - AC	4-Feb-12	Iodine-131	-3.99E-03	1.27E-02	8.13E-03	pCi/m3
1S1 Waste Pond(296101013) - AC	11-Feb-12	Iodine-131	-1.77E-03	1.58E-02	9.70E-03	pCi/m3
1S1 Waste Pond(296457013) - AC	18-Feb-12	Iodine-131	-9.71E-04	9.10E-03	5.54E-03	pCi/m3
1S1 Waste Pond(296852013) - AC	25-Feb-12	Iodine-131	-3.40E-03	9.65E-03	6.63E-03	pCi/m3
1S1 Waste Pond(297270013) - AC	3-Mar-12	Iodine-131	-3.82E-03	1.10E-02	7.23E-03	pCi/m3
1S1 Waste Pond(297686013) - AC	10-Mar-12	Iodine-131	-9.42E-04	1.33E-02	8.22E-03	pCi/m3
1S1 Waste Pond(298090013) - AC	17-Mar-12	Iodine-131	-1.71E-03	1.19E-02	7.16E-03	pCi/m3
1S1 Waste Pond(298440013) - AC	24-Mar-12	Iodine-131	5.24E-03	1.61E-02	9.17E-03	pCi/m3
1S1 Waste Pond(301039013) - AC	31-Mar-12	Iodine-131	-4.84E-03	1.11E-02	7.66E-03	pCi/m3
1S1 Waste Pond(302547013) - AC	7-Apr-12	Iodine-131	-1.79E-03	9.90E-03	6.18E-03	pCi/m3
1S1 Waste Pond(302940013) - AC	14-Apr-12	Iodine-131	1.68E-04	1.37E-02	7.95E-03	pCi/m3
1S1 Waste Pond(303291013) - AC	21-Apr-12	Iodine-131	9.32E-03	1.91E-02	1.12E-02	pCi/m3
1S1 Waste Pond(303713013) - AC	28-Apr-12	Iodine-131	-1.55E-03	1.14E-02	7.20E-03	pCi/m3
1S1 Waste Pond(304127013) - AC	5-May-12	Iodine-131	-2.49E-03	6.58E-03	4.51E-03	pCi/m3
1S1 Waste Pond(304550013) - AC	12-May-12	Iodine-131	-5.23E-03	1.80E-02	1.18E-02	pCi/m3
1S1 Waste Pond(304958013) - AC	19-May-12	Iodine-131	4.51E-03	1.33E-02	7.47E-03	pCi/m3
1S1 Waste Pond(305236013) - AC	26-May-12	Iodine-131	6.61E-03	2.00E-02	1.14E-02	pCi/m3
1S1 Waste Pond(305629013) - AC	2-Jun-12	Iodine-131	-9.05E-04	1.13E-02	6.85E-03	pCi/m3
1S1 Waste Pond(306063013) - AC	9-Jun-12	Iodine-131	-1.14E-02	1.36E-02	1.16E-02	pCi/m3
1S1 Waste Pond(306466013) - AC	16-Jun-12	Iodine-131	-2.36E-03	1.72E-02	1.07E-02	pCi/m3
1S1 Waste Pond(306808013) - AC	23-Jun-12	Iodine-131	-2.78E-03	1.22E-02	7.97E-03	pCi/m3

2012 DCPD Analysis Results Appendix C

1S1 Waste Pond(307348013) - AC	30-Jun-12	Iodine-131	-6.99E-03	1.26E-02	8.95E-03	pCi/m3
1S1 Waste Pond(307690013) - AC	7-Jul-12	Iodine-131	4.67E-03	2.15E-02	1.23E-02	pCi/m3
1S1 Waste Pond(308147013) - AC	14-Jul-12	Iodine-131	-9.78E-03	1.06E-02	8.90E-03	pCi/m3
1S1 Waste Pond(308569013) - AC	21-Jul-12	Iodine-131	-2.04E-03	9.98E-03	6.31E-03	pCi/m3
1S1 Waste Pond(308980013) - AC	28-Jul-12	Iodine-131	1.71E-03	9.31E-03	5.23E-03	pCi/m3
1S1 Waste Pond(309364013) - AC	4-Aug-12	Iodine-131	3.12E-03	1.68E-02	9.51E-03	pCi/m3
1S1 Waste Pond(309747013) - AC	11-Aug-12	Iodine-131	1.25E-03	1.23E-02	7.14E-03	pCi/m3
1S1 Waste Pond(310131013) - AC	18-Aug-12	Iodine-131	4.48E-03	1.39E-02	7.67E-03	pCi/m3
1S1 Waste Pond(310457013) - AC	25-Aug-12	Iodine-131	3.49E-03	1.11E-02	6.32E-03	pCi/m3
1S1 Waste Pond(310729013) - AC	1-Sep-12	Iodine-131	-3.50E-03	8.21E-03	5.46E-03	pCi/m3
1S1 Waste Pond(311201013) - AC	8-Sep-12	Iodine-131	-1.54E-03	1.04E-02	6.31E-03	pCi/m3
1S1 Waste Pond(311588013) - AC	15-Sep-12	Iodine-131	2.08E-03	1.37E-02	7.93E-03	pCi/m3
1S1 Waste Pond(312018013) - AC	22-Sep-12	Iodine-131	-1.25E-03	9.05E-03	5.60E-03	pCi/m3
1S1 Waste Pond(312421013) - AC	29-Sep-12	Iodine-131	-2.55E-03	1.03E-02	6.56E-03	pCi/m3
1S1 Waste Pond(312998013) - AC	6-Oct-12	Iodine-131	-4.07E-03	1.06E-02	7.37E-03	pCi/m3
1S1 Waste Pond(313514013) - AC	13-Oct-12	Iodine-131	8.59E-04	1.55E-02	9.32E-03	pCi/m3
1S1 Waste Pond(313958013) - AC	20-Oct-12	Iodine-131	3.72E-03	1.33E-02	7.90E-03	pCi/m3
1S1 Waste Pond(314389013) - AC	27-Oct-12	Iodine-131	1.46E-03	1.15E-02	6.56E-03	pCi/m3
1S1 Waste Pond(314793013) - AC	4-Nov-12	Iodine-131	3.49E-03	1.11E-02	6.32E-03	pCi/m3
1S1 Waste Pond(315297013) - AC	10-Nov-12	Iodine-131	-5.54E-03	1.08E-02	7.77E-03	pCi/m3
1S1 Waste Pond(315667013) - AC	17-Nov-12	Iodine-131	8.84E-03	1.76E-02	1.01E-02	pCi/m3
1S1 Waste Pond(315925013) - AC	24-Nov-12	Iodine-131	1.25E-03	1.25E-02	7.10E-03	pCi/m3
1S1 Waste Pond(316341013) - AC	1-Dec-12	Iodine-131	2.75E-03	1.02E-02	5.77E-03	pCi/m3
1S1 Waste Pond(316741013) - AC	8-Dec-12	Iodine-131	-4.63E-03	1.00E-02	7.14E-03	pCi/m3
1S1 Waste Pond(317057013) - AC	15-Dec-12	Iodine-131	5.37E-03	2.06E-02	1.21E-02	pCi/m3
1S1 Waste Pond(317277013) - AC	22-Dec-12	Iodine-131	5.74E-04	1.37E-02	8.24E-03	pCi/m3
1S1 Waste Pond(317436013) - AC	29-Dec-12	Iodine-131	2.73E-03	1.43E-02	8.05E-03	pCi/m3

1S1 Waste Pond - Air Particulate

Sample Name	Date Collected	Nuclide	Result	MDC	2 Sigma TPU	Units
1S1 Waste Pond(293900006) - AP	7-Jan-12	BETA	6.04E-02	2.12E-03	1.64E-02	pCi/m3
1S1 Waste Pond(294429006) - AP	14-Jan-12	BETA	7.27E-02	1.85E-03	1.46E-02	pCi/m3
1S1 Waste Pond(294804006) - AP	21-Jan-12	BETA	1.52E-02	1.89E-03	1.56E-02	pCi/m3
1S1 Waste Pond(295197006) - AP	28-Jan-12	BETA	5.32E-02	1.82E-03	1.65E-02	pCi/m3
1S1 Waste Pond(295707006) - AP	4-Feb-12	BETA	6.14E-02	1.74E-03	1.18E-02	pCi/m3
1S1 Waste Pond(296101006) - AP	11-Feb-12	BETA	3.03E-02	1.79E-03	1.30E-02	pCi/m3
1S1 Waste Pond(296457006) - AP	18-Feb-12	BETA	1.96E-02	1.79E-03	1.35E-02	pCi/m3
1S1 Waste Pond(296852006) - AP	25-Feb-12	BETA	3.30E-02	1.62E-03	1.37E-02	pCi/m3
1S1 Waste Pond(297270006) - AP	3-Mar-12	BETA	1.94E-02	1.85E-03	1.33E-02	pCi/m3
1S1 Waste Pond(297686006) - AP	10-Mar-12	BETA	2.44E-02	1.93E-03	1.73E-02	pCi/m3
1S1 Waste Pond(298090006) - AP	17-Mar-12	BETA	1.18E-02	1.85E-03	1.02E-02	pCi/m3
1S1 Waste Pond(298440006) - AP	24-Mar-12	BETA	7.96E-03	1.86E-03	1.47E-02	pCi/m3
1S1 Waste Pond(301039006) - AP	31-Mar-12	BETA	9.94E-03	1.79E-03	1.28E-02	pCi/m3
1S1 Waste Pond(302547006) - AP	7-Apr-12	BETA	2.43E-02	1.78E-03	1.36E-02	pCi/m3

2012 DCPD Analysis Results Appendix C

1S1 Waste Pond(302940006) - AP	14-Apr-12	BETA	4.53E-03	1.95E-03	1.53E-02	pCi/m3
1S1 Waste Pond(303291006) - AP	21-Apr-12	BETA	1.16E-02	2.00E-03	1.38E-02	pCi/m3
1S1 Waste Pond(303713006) - AP	28-Apr-12	BETA	1.03E-02	1.82E-03	1.12E-02	pCi/m3
1S1 Waste Pond(304127006) - AP	5-May-12	BETA	2.26E-02	1.70E-03	1.35E-02	pCi/m3
1S1 Waste Pond(304550006) - AP	12-May-12	BETA	1.91E-02	1.75E-03	1.35E-02	pCi/m3
1S1 Waste Pond(304958006) - AP	19-May-12	BETA	1.44E-02	1.86E-03	1.37E-02	pCi/m3
1S1 Waste Pond(305236006) - AP	26-May-12	BETA	9.00E-03	1.74E-03	1.29E-02	pCi/m3
1S1 Waste Pond(305629006) - AP	2-Jun-12	BETA	8.86E-03	2.33E-03	1.48E-02	pCi/m3
1S1 Waste Pond(306063006) - AP	9-Jun-12	BETA	8.94E-03	2.30E-03	1.48E-02	pCi/m3
1S1 Waste Pond(306466006) - AP	16-Jun-12	BETA	9.55E-03	2.56E-03	1.58E-02	pCi/m3
1S1 Waste Pond(306808006) - AP	23-Jun-12	BETA	4.90E-03	2.47E-03	1.57E-02	pCi/m3
1S1 Waste Pond(307348006) - AP	30-Jun-12	BETA	5.82E-03	1.66E-03	1.28E-02	pCi/m3
1S1 Waste Pond(307690006) - AP	7-Jul-12	BETA	1.06E-02	1.81E-03	1.53E-02	pCi/m3
1S1 Waste Pond(308147006) - AP	14-Jul-12	BETA	1.06E-02	1.82E-03	1.11E-02	pCi/m3
1S1 Waste Pond(308569006) - AP	21-Jul-12	BETA	7.92E-03	1.64E-03	1.35E-02	pCi/m3
1S1 Waste Pond(308980006) - AP	28-Jul-12	BETA	1.42E-02	1.72E-03	1.03E-02	pCi/m3
1S1 Waste Pond(309364006) - AP	4-Aug-12	BETA	6.70E-03	1.65E-03	1.21E-02	pCi/m3
1S1 Waste Pond(309747006) - AP	11-Aug-12	BETA	1.17E-02	1.64E-03	1.29E-02	pCi/m3
1S1 Waste Pond(310131006) - AP	18-Aug-12	BETA	1.55E-02	1.67E-03	1.27E-02	pCi/m3
1S1 Waste Pond(310457006) - AP	25-Aug-12	BETA	1.88E-02	1.65E-03	1.15E-02	pCi/m3
1S1 Waste Pond(310729006) - AP	1-Sep-12	BETA	2.11E-02	1.62E-03	1.28E-02	pCi/m3
1S1 Waste Pond(311201006) - AP	8-Sep-12	BETA	3.47E-02	1.73E-03	1.19E-02	pCi/m3
1S1 Waste Pond(311588006) - AP	15-Sep-12	BETA	3.91E-02	1.56E-03	1.02E-02	pCi/m3
1S1 Waste Pond(312018006) - AP	22-Sep-12	BETA	4.14E-02	1.59E-03	1.26E-02	pCi/m3
1S1 Waste Pond(312421006) - AP	29-Sep-12	BETA	4.59E-02	1.62E-03	1.51E-02	pCi/m3
1S1 Waste Pond(312998006) - AP	6-Oct-12	BETA	2.36E-02	1.59E-03	1.66E-02	pCi/m3
1S1 Waste Pond(313514006) - AP	13-Oct-12	BETA	2.95E-02	1.58E-03	1.55E-02	pCi/m3
1S1 Waste Pond(313958006) - AP	20-Oct-12	BETA	2.14E-02	1.55E-03	1.09E-02	pCi/m3
1S1 Waste Pond(314389006) - AP	27-Oct-12	BETA	3.21E-02	1.58E-03	1.31E-02	pCi/m3
1S1 Waste Pond(314793006) - AP	4-Nov-12	BETA	5.12E-02	1.60E-03	1.36E-02	pCi/m3
1S1 Waste Pond(315297006) - AP	10-Nov-12	BETA	3.48E-02	1.57E-03	1.13E-02	pCi/m3
1S1 Waste Pond(315667006) - AP	17-Nov-12	BETA	4.55E-02	1.73E-03	1.20E-02	pCi/m3
1S1 Waste Pond(315925006) - AP	24-Nov-12	BETA	4.22E-02	1.41E-03	1.02E-02	pCi/m3
1S1 Waste Pond(316341006) - AP	1-Dec-12	BETA	1.14E-02	1.49E-03	1.15E-02	pCi/m3
1S1 Waste Pond(316741006) - AP	8-Dec-12	BETA	3.46E-02	1.54E-03	1.23E-02	pCi/m3
1S1 Waste Pond(317057006) - AP	15-Dec-12	BETA	1.42E-02	1.43E-03	1.16E-02	pCi/m3
1S1 Waste Pond(317277006) - AP	22-Dec-12	BETA	2.08E-02	1.62E-03	1.10E-02	pCi/m3
1S1 Waste Pond(317436006) - AP	29-Dec-12	BETA	2.24E-02	1.64E-03	1.29E-02	pCi/m3
1S1 Waste Pond(302777006) - AP	11-Feb-12	Beryllium-7	1.28E-01	1.13E-02	2.20E-02	pCi/m3
1S1 Waste Pond(308050006) - AP	12-May-12	Beryllium-7	6.78E-02	9.73E-03	1.71E-02	pCi/m3
1S1 Waste Pond(313322006) - AP	11-Aug-12	Beryllium-7	6.90E-02	5.86E-03	1.14E-02	pCi/m3
1S1 Waste Pond(318773006) - AP	10-Nov-12	Beryllium-7	1.05E-01	9.14E-03	1.69E-02	pCi/m3
1S1 Waste Pond(302777006) - AP	11-Feb-12	Cesium-134	-6.85E-05	7.70E-04	4.83E-04	pCi/m3
1S1 Waste Pond(308050006) - AP	12-May-12	Cesium-134	-1.69E-05	8.43E-04	5.05E-04	pCi/m3

2012 DCPD Analysis Results Appendix C

1S1 Waste Pond(313322006) - AP	11-Aug-12	Cesium-134	-2.83E-04	4.17E-04	3.23E-04	pCi/m3
1S1 Waste Pond(318773006) - AP	10-Nov-12	Cesium-134	-5.05E-05	5.19E-04	3.22E-04	pCi/m3
1S1 Waste Pond(302777006) - AP	11-Feb-12	Cesium-137	-3.76E-04	4.25E-04	3.92E-04	pCi/m3
1S1 Waste Pond(308050006) - AP	12-May-12	Cesium-137	9.29E-05	5.53E-04	3.06E-04	pCi/m3
1S1 Waste Pond(313322006) - AP	11-Aug-12	Cesium-137	1.68E-04	3.32E-04	3.48E-04	pCi/m3
1S1 Waste Pond(318773006) - AP	10-Nov-12	Cesium-137	2.20E-04	5.18E-04	2.82E-04	pCi/m3

2F1 Morro Bay - Market Fish

Sample Name	Date Collected	Nuclide	Result	MDC	2 Sigma TPU	Units
2F1 Morro Bay(296017001) - FH Market	9-Feb-12	Cesium-134	8.66E-01	5.27E+00	3.13E+00	pCi/kg
2F1 Morro Bay(305625009) - FH Market	4-Jun-12	Cesium-134	-3.75E-01	6.72E+00	4.10E+00	pCi/kg
2F1 Morro Bay(305625010) - FH Market	4-Jun-12	Cesium-134	1.74E+00	4.93E+00	2.93E+00	pCi/kg
2F1 Morro Bay(309030001) - FH Market	31-Jul-12	Cesium-134	-1.73E+00	5.83E+00	3.73E+00	pCi/kg
2F1 Morro Bay(312961001) - FH Market	3-Oct-12	Cesium-134	-1.84E+00	4.13E+00	2.69E+00	pCi/kg
2F1 Morro Bay(296017001) - FH Market	9-Feb-12	Cesium-137	2.24E+00	3.88E+00	4.94E+00	pCi/kg
2F1 Morro Bay(305625009) - FH Market	4-Jun-12	Cesium-137	-1.52E+00	5.96E+00	3.73E+00	pCi/kg
2F1 Morro Bay(305625010) - FH Market	4-Jun-12	Cesium-137	8.13E+00	3.81E+00	4.48E+00	pCi/kg
2F1 Morro Bay(309030001) - FH Market	31-Jul-12	Cesium-137	2.98E+00	5.68E+00	3.50E+00	pCi/kg
2F1 Morro Bay(312961001) - FH Market	3-Oct-12	Cesium-137	1.67E+00	3.94E+00	2.42E+00	pCi/kg
2F1 Morro Bay(296017001) - FH Market	9-Feb-12	Cobalt-58	1.45E+00	4.19E+00	2.51E+00	pCi/kg
2F1 Morro Bay(305625009) - FH Market	4-Jun-12	Cobalt-58	-2.18E+00	5.78E+00	3.84E+00	pCi/kg
2F1 Morro Bay(305625010) - FH Market	4-Jun-12	Cobalt-58	-1.37E+00	4.28E+00	2.72E+00	pCi/kg
2F1 Morro Bay(309030001) - FH Market	31-Jul-12	Cobalt-58	1.78E+00	5.30E+00	3.20E+00	pCi/kg
2F1 Morro Bay(312961001) - FH Market	3-Oct-12	Cobalt-58	5.24E-01	3.94E+00	2.30E+00	pCi/kg
2F1 Morro Bay(296017001) - FH Market	9-Feb-12	Cobalt-60	1.72E+00	5.00E+00	2.95E+00	pCi/kg
2F1 Morro Bay(305625009) - FH Market	4-Jun-12	Cobalt-60	1.02E+00	6.59E+00	3.87E+00	pCi/kg
2F1 Morro Bay(305625010) - FH Market	4-Jun-12	Cobalt-60	-8.26E-02	4.45E+00	2.64E+00	pCi/kg
2F1 Morro Bay(309030001) - FH Market	31-Jul-12	Cobalt-60	2.04E+00	5.83E+00	3.46E+00	pCi/kg
2F1 Morro Bay(312961001) - FH Market	3-Oct-12	Cobalt-60	1.52E+00	4.64E+00	2.69E+00	pCi/kg
2F1 Morro Bay(296017001) - FH Market	9-Feb-12	Iron-59	1.63E+00	1.03E+01	6.01E+00	pCi/kg
2F1 Morro Bay(305625009) - FH Market	4-Jun-12	Iron-59	-3.23E-01	1.51E+01	8.96E+00	pCi/kg
2F1 Morro Bay(305625010) - FH Market	4-Jun-12	Iron-59	4.42E+00	1.21E+01	7.13E+00	pCi/kg
2F1 Morro Bay(309030001) - FH Market	31-Jul-12	Iron-59	1.05E+00	1.33E+01	7.81E+00	pCi/kg
2F1 Morro Bay(312961001) - FH Market	3-Oct-12	Iron-59	-6.21E-01	9.14E+00	5.56E+00	pCi/kg
2F1 Morro Bay(296017001) - FH Market	9-Feb-12	Manganese-54	-8.07E-01	3.68E+00	2.30E+00	pCi/kg
2F1 Morro Bay(305625009) - FH Market	4-Jun-12	Manganese-54	-1.63E+00	5.81E+00	3.74E+00	pCi/kg
2F1 Morro Bay(305625010) - FH Market	4-Jun-12	Manganese-54	-1.19E+00	3.73E+00	2.37E+00	pCi/kg
2F1 Morro Bay(309030001) - FH Market	31-Jul-12	Manganese-54	6.37E-01	5.08E+00	3.05E+00	pCi/kg
2F1 Morro Bay(312961001) - FH Market	3-Oct-12	Manganese-54	-1.86E-01	3.66E+00	2.17E+00	pCi/kg
2F1 Morro Bay(296017001) - FH Market	9-Feb-12	Potassium-40	2.73E+03	3.83E+01	2.64E+02	pCi/kg
2F1 Morro Bay(305625009) - FH Market	4-Jun-12	Potassium-40	2.18E+03	5.05E+01	2.40E+02	pCi/kg
2F1 Morro Bay(305625010) - FH Market	4-Jun-12	Potassium-40	2.99E+03	3.51E+01	2.80E+02	pCi/kg
2F1 Morro Bay(309030001) - FH Market	31-Jul-12	Potassium-40	3.42E+03	5.47E+01	3.25E+02	pCi/kg
2F1 Morro Bay(312961001) - FH Market	3-Oct-12	Potassium-40	2.98E+03	3.34E+01	2.78E+02	pCi/kg

2012 DCPD Analysis Results Appendix C

2F1 Morro Bay(296017001) - FH Market	9-Feb-12	Zinc-65	-2.59E+00	1.03E+01	6.33E+00	pCi/kg
2F1 Morro Bay(305625009) - FH Market	4-Jun-12	Zinc-65	-5.29E+00	1.48E+01	9.53E+00	pCi/kg
2F1 Morro Bay(305625010) - FH Market	4-Jun-12	Zinc-65	-2.63E+00	1.06E+01	6.44E+00	pCi/kg
2F1 Morro Bay(309030001) - FH Market	31-Jul-12	Zinc-65	2.47E+00	1.33E+01	7.82E+00	pCi/kg
2F1 Morro Bay(312961001) - FH Market	3-Oct-12	Zinc-65	-7.21E+00	9.22E+00	6.96E+00	pCi/kg

3C1 Household Garden - Vegetation

Sample Name	Date Collected	Nuclide	Result	MDC	2 Sigma TPU	Units
3C1 Household Garden(298352003) - VG Brdleaf	22-Mar-12	Beryllium-7	7.82E+02	5.59E+01	1.09E+02	pCi/kg
3C1 Household Garden(311116004) - VG Brdleaf	6-Sep-12	Beryllium-7	1.18E+02	4.42E+01	4.87E+01	pCi/kg
3C1 Household Garden(298352003) - VG Brdleaf	22-Mar-12	Cesium-134	2.03E+00	9.50E+00	5.64E+00	pCi/kg
3C1 Household Garden(305645001) - VG Brdleaf	31-May-12	Cesium-134	-9.56E-02	8.27E+00	4.85E+00	pCi/kg
3C1 Household Garden(311116004) - VG Brdleaf	6-Sep-12	Cesium-134	2.72E+00	6.72E+00	4.06E+00	pCi/kg
3C1 Household Garden(298352003) - VG Brdleaf	22-Mar-12	Cesium-137	2.78E+00	7.85E+00	4.64E+00	pCi/kg
3C1 Household Garden(305645001) - VG Brdleaf	31-May-12	Cesium-137	1.37E+00	6.61E+00	3.98E+00	pCi/kg
3C1 Household Garden(311116004) - VG Brdleaf	6-Sep-12	Cesium-137	-5.85E-02	5.40E+00	3.22E+00	pCi/kg
3C1 Household Garden(298352003) - VG Brdleaf	22-Mar-12	Iodine-131	-1.11E+00	1.24E+01	7.57E+00	pCi/kg
3C1 Household Garden(305645001) - VG Brdleaf	31-May-12	Iodine-131	-1.25E+01	1.56E+01	1.12E+01	pCi/kg
3C1 Household Garden(311116004) - VG Brdleaf	6-Sep-12	Iodine-131	-2.75E+00	9.24E+00	5.88E+00	pCi/kg
3C1 Household Garden(298352003) - VG Brdleaf	22-Mar-12	Potassium-40	3.78E+03	7.53E+01	3.95E+02	pCi/kg
3C1 Household Garden(305645001) - VG Brdleaf	31-May-12	Potassium-40	6.66E+03	5.71E+01	5.93E+02	pCi/kg
3C1 Household Garden(311116004) - VG Brdleaf	6-Sep-12	Potassium-40	3.20E+03	5.10E+01	3.12E+02	pCi/kg

3C1 Household Garden - Vegetation Fruit

Sample Name	Date Collected	Nuclide	Result	MDC	2 Sigma TPU	Units
3C1 Household Garden(317071001) - VG Fruit	12-Dec-12	Beryllium-7	2.03E+02	3.77E+01	4.53E+01	pCi/kg
3C1 Household Garden(317071001) - VG Fruit	12-Dec-12	Cesium-134	2.24E-01	5.25E+00	3.07E+00	pCi/kg
3C1 Household Garden(317071001) - VG Fruit	12-Dec-12	Cesium-137	1.54E+00	4.90E+00	2.83E+00	pCi/kg
3C1 Household Garden(317071001) - VG Fruit	12-Dec-12	Iodine-131	4.62E+00	9.28E+00	5.64E+00	pCi/kg
3C1 Household Garden(317071001) - VG Fruit	12-Dec-12	Potassium-40	1.81E+03	4.78E+01	2.00E+02	pCi/kg

3C1 Household Garden Lemons - Vegetation Fruit

Sample Name	Date Collected	Nuclide	Result	MDC	2 Sigma TPU	Units
3C1 Household Garden Lemons(298352001) - VG Fruit	22-Mar-12	Beryllium-7	2.58E+02	5.53E+01	6.68E+01	pCi/kg
3C1 Household Garden Lemons(298352001) - VG Fruit	22-Mar-12	Cesium-134	1.38E+01	7.15E+00	7.14E+00	pCi/kg
3C1 Household Garden Lemons(298352001) - VG Fruit	22-Mar-12	Cesium-137	1.30E+01	5.96E+00	8.26E+00	pCi/kg
3C1 Household Garden Lemons(298352001) - VG Fruit	22-Mar-12	Iodine-131	8.16E-01	1.79E+01	1.05E+01	pCi/kg
3C1 Household Garden Lemons(298352001) - VG Fruit	22-Mar-12	Potassium-40	2.45E+03	5.22E+01	2.53E+02	pCi/kg

3C1 Household Garden Oranges - Vegetation Fruit

Sample Name	Date Collected	Nuclide	Result	MDC	2 Sigma TPU	Units
3C1 Household Garden Oranges(305645002) - VG Fruit	31-May-12	Cesium-134	2.90E+00	7.03E+00	4.22E+00	pCi/kg
3C1 Household Garden Oranges(305645002) - VG Fruit	31-May-12	Cesium-137	5.70E+00	5.10E+00	5.43E+00	pCi/kg
3C1 Household Garden Oranges(305645002) - VG Fruit	31-May-12	Iodine-131	3.40E+00	1.18E+01	7.05E+00	pCi/kg

2012 DCPD Analysis Results Appendix C

3C1 Household Garden Oranges(305645002) - VG Fruit	31-May-12	Potassium-40	1.55E+03	4.27E+01	1.75E+02	pCi/kg
--	-----------	--------------	----------	----------	----------	--------

3C1 Household Garden - Vegetation Replicate

Sample Name	Date Collected	Nuclide	Result	MDC	2 Sigma TPU	Units
3C1 Household Garden-SU(311116005) - VG Brdleaf	6-Sep-12	Beryllium-7	2.54E+02	5.17E+01	6.28E+01	pCi/kg
3C1 Household Garden-SU(311116005) - VG Brdleaf	6-Sep-12	Cesium-134	-2.53E+00	7.57E+00	4.76E+00	pCi/kg
3C1 Household Garden-SU(311116005) - VG Brdleaf	6-Sep-12	Cesium-137	-1.73E+00	6.68E+00	4.25E+00	pCi/kg
3C1 Household Garden-SU(311116005) - VG Brdleaf	6-Sep-12	Iodine-131	-3.27E+00	1.04E+01	6.49E+00	pCi/kg
3C1 Household Garden-SU(311116005) - VG Brdleaf	6-Sep-12	Potassium-40	3.74E+03	5.88E+01	3.63E+02	pCi/kg

5F1 SLO OEL - Air Charcoal

Sample Name	Date Collected	Nuclide	Result	MDC	2 Sigma TPU	Units
5F1 SLO OEL(293900008) - AC	7-Jan-12	Iodine-131	1.65E-03	1.30E-02	7.43E-03	pCi/m3
5F1 SLO OEL(294429008) - AC	14-Jan-12	Iodine-131	-5.51E-04	1.36E-02	8.36E-03	pCi/m3
5F1 SLO OEL(294804008) - AC	21-Jan-12	Iodine-131	4.27E-03	1.80E-02	1.02E-02	pCi/m3
5F1 SLO OEL(295197008) - AC	28-Jan-12	Iodine-131	-2.62E-03	1.32E-02	8.10E-03	pCi/m3
5F1 SLO OEL(295707008) - AC	4-Feb-12	Iodine-131	1.34E-03	2.21E-02	1.27E-02	pCi/m3
5F1 SLO OEL(296101008) - AC	11-Feb-12	Iodine-131	-8.63E-03	1.69E-02	1.14E-02	pCi/m3
5F1 SLO OEL(296457008) - AC	18-Feb-12	Iodine-131	2.50E-03	1.20E-02	6.93E-03	pCi/m3
5F1 SLO OEL(296852008) - AC	25-Feb-12	Iodine-131	-1.45E-03	9.40E-03	5.81E-03	pCi/m3
5F1 SLO OEL(297270008) - AC	3-Mar-12	Iodine-131	3.65E-03	2.02E-02	1.15E-02	pCi/m3
5F1 SLO OEL(297686008) - AC	10-Mar-12	Iodine-131	1.84E-04	1.36E-02	8.10E-03	pCi/m3
5F1 SLO OEL(298090008) - AC	17-Mar-12	Iodine-131	-7.68E-03	8.63E-03	7.29E-03	pCi/m3
5F1 SLO OEL(298440008) - AC	24-Mar-12	Iodine-131	9.51E-03	1.70E-02	9.71E-03	pCi/m3
5F1 SLO OEL(301039008) - AC	31-Mar-12	Iodine-131	8.16E-04	1.07E-02	6.29E-03	pCi/m3
5F1 SLO OEL(302547008) - AC	7-Apr-12	Iodine-131	-4.12E-03	1.08E-02	7.12E-03	pCi/m3
5F1 SLO OEL(302940008) - AC	14-Apr-12	Iodine-131	5.25E-03	1.11E-02	6.20E-03	pCi/m3
5F1 SLO OEL(303291008) - AC	21-Apr-12	Iodine-131	2.37E-04	1.63E-02	9.52E-03	pCi/m3
5F1 SLO OEL(303713008) - AC	28-Apr-12	Iodine-131	-4.93E-03	1.82E-02	1.14E-02	pCi/m3
5F1 SLO OEL(304127008) - AC	5-May-12	Iodine-131	9.12E-03	1.42E-02	8.32E-03	pCi/m3
5F1 SLO OEL(304550008) - AC	12-May-12	Iodine-131	1.46E-03	1.27E-02	7.49E-03	pCi/m3
5F1 SLO OEL(304958008) - AC	19-May-12	Iodine-131	5.57E-03	2.30E-02	1.32E-02	pCi/m3
5F1 SLO OEL(305236008) - AC	26-May-12	Iodine-131	9.68E-04	1.33E-02	7.58E-03	pCi/m3
5F1 SLO OEL(305629008) - AC	2-Jun-12	Iodine-131	2.33E-03	1.13E-02	6.50E-03	pCi/m3
5F1 SLO OEL(306063008) - AC	9-Jun-12	Iodine-131	1.54E-03	1.40E-02	8.01E-03	pCi/m3
5F1 SLO OEL(306466008) - AC	16-Jun-12	Iodine-131	4.01E-03	2.31E-02	1.33E-02	pCi/m3
5F1 SLO OEL(306808008) - AC	23-Jun-12	Iodine-131	-6.70E-03	1.02E-02	7.96E-03	pCi/m3
5F1 SLO OEL(307348008) - AC	30-Jun-12	Iodine-131	-2.59E-03	9.99E-03	6.61E-03	pCi/m3
5F1 SLO OEL(307690008) - AC	7-Jul-12	Iodine-131	-5.48E-03	2.30E-02	1.42E-02	pCi/m3
5F1 SLO OEL(308147008) - AC	14-Jul-12	Iodine-131	-6.64E-03	2.07E-02	1.31E-02	pCi/m3
5F1 SLO OEL(308569008) - AC	21-Jul-12	Iodine-131	-1.41E-03	1.05E-02	6.61E-03	pCi/m3
5F1 SLO OEL(308980008) - AC	28-Jul-12	Iodine-131	-3.92E-03	1.03E-02	6.99E-03	pCi/m3
5F1 SLO OEL(309364008) - AC	4-Aug-12	Iodine-131	1.49E-03	1.74E-02	1.04E-02	pCi/m3
5F1 SLO OEL(309747008) - AC	11-Aug-12	Iodine-131	1.10E-03	2.22E-02	1.29E-02	pCi/m3

2012 DCPD Analysis Results Appendix C

5F1 SLO OEL(310131008) - AC	18-Aug-12	Iodine-131	-1.17E-03	1.09E-02	6.72E-03	pCi/m3
5F1 SLO OEL(310457008) - AC	25-Aug-12	Iodine-131	5.90E-03	1.28E-02	7.18E-03	pCi/m3
5F1 SLO OEL(310729008) - AC	1-Sep-12	Iodine-131	8.19E-04	1.04E-02	6.03E-03	pCi/m3
5F1 SLO OEL(311201008) - AC	8-Sep-12	Iodine-131	5.11E-03	2.39E-02	1.37E-02	pCi/m3
5F1 SLO OEL(311588008) - AC	15-Sep-12	Iodine-131	-1.31E-03	1.37E-02	8.55E-03	pCi/m3
5F1 SLO OEL(312018008) - AC	22-Sep-12	Iodine-131	1.50E-03	1.50E-02	8.77E-03	pCi/m3
5F1 SLO OEL(312421008) - AC	29-Sep-12	Iodine-131	-2.39E-03	1.08E-02	6.91E-03	pCi/m3
5F1 SLO OEL(312998008) - AC	6-Oct-12	Iodine-131	-1.84E-03	1.22E-02	7.48E-03	pCi/m3
5F1 SLO OEL(313514008) - AC	13-Oct-12	Iodine-131	5.73E-03	1.31E-02	7.25E-03	pCi/m3
5F1 SLO OEL(313958008) - AC	20-Oct-12	Iodine-131	-3.20E-03	1.18E-02	7.51E-03	pCi/m3
5F1 SLO OEL(314389008) - AC	27-Oct-12	Iodine-131	8.53E-05	1.00E-02	5.88E-03	pCi/m3
5F1 SLO OEL(314793008) - AC	4-Nov-12	Iodine-131	2.43E-03	1.34E-02	7.95E-03	pCi/m3
5F1 SLO OEL(315297008) - AC	10-Nov-12	Iodine-131	1.49E-03	1.72E-02	1.03E-02	pCi/m3
5F1 SLO OEL(315667008) - AC	17-Nov-12	Iodine-131	-2.67E-03	1.11E-02	7.28E-03	pCi/m3
5F1 SLO OEL(315925008) - AC	24-Nov-12	Iodine-131	-4.08E-03	1.01E-02	6.83E-03	pCi/m3
5F1 SLO OEL(316341008) - AC	1-Dec-12	Iodine-131	1.87E-03	9.55E-03	5.37E-03	pCi/m3
5F1 SLO OEL(316741008) - AC	8-Dec-12	Iodine-131	6.91E-03	2.07E-02	1.19E-02	pCi/m3
5F1 SLO OEL(317057008) - AC	15-Dec-12	Iodine-131	-3.48E-03	2.00E-02	1.22E-02	pCi/m3
5F1 SLO OEL(317277008) - AC	22-Dec-12	Iodine-131	3.98E-03	1.46E-02	8.30E-03	pCi/m3
5F1 SLO OEL(317436008) - AC	29-Dec-12	Iodine-131	-3.09E-03	1.10E-02	7.24E-03	pCi/m3

5F1 SLO OEL - Air Particulate

Sample Name	Date Collected	Nuclide	Result	MDC	2 Sigma TPU	Units
5F1 SLO OEL(293900001) - AP	7-Jan-12	BETA	7.05E-02	2.15E-03	1.68E-02	pCi/m3
5F1 SLO OEL(294429001) - AP	14-Jan-12	BETA	9.46E-02	1.88E-03	1.54E-02	pCi/m3
5F1 SLO OEL(294804001) - AP	21-Jan-12	BETA	1.39E-02	1.91E-03	1.57E-02	pCi/m3
5F1 SLO OEL(295197001) - AP	28-Jan-12	BETA	6.01E-02	1.86E-03	1.70E-02	pCi/m3
5F1 SLO OEL(295707001) - AP	4-Feb-12	BETA	6.69E-02	1.77E-03	1.21E-02	pCi/m3
5F1 SLO OEL(296101001) - AP	11-Feb-12	BETA	2.94E-02	1.81E-03	1.31E-02	pCi/m3
5F1 SLO OEL(296457001) - AP	18-Feb-12	BETA	2.22E-02	1.74E-03	1.32E-02	pCi/m3
5F1 SLO OEL(296852001) - AP	25-Feb-12	BETA	2.90E-02	1.65E-03	1.38E-02	pCi/m3
5F1 SLO OEL(297270001) - AP	3-Mar-12	BETA	2.72E-02	1.91E-03	1.39E-02	pCi/m3
5F1 SLO OEL(297686001) - AP	10-Mar-12	BETA	2.83E-02	1.95E-03	1.76E-02	pCi/m3
5F1 SLO OEL(298090001) - AP	17-Mar-12	BETA	1.95E-02	1.91E-03	1.07E-02	pCi/m3
5F1 SLO OEL(298440001) - AP	24-Mar-12	BETA	1.64E-02	1.89E-03	1.52E-02	pCi/m3
5F1 SLO OEL(301039001) - AP	31-Mar-12	BETA	1.03E-02	1.80E-03	1.28E-02	pCi/m3
5F1 SLO OEL(302547001) - AP	7-Apr-12	BETA	2.54E-02	1.80E-03	1.38E-02	pCi/m3
5F1 SLO OEL(302940001) - AP	14-Apr-12	BETA	9.79E-03	1.95E-03	1.55E-02	pCi/m3
5F1 SLO OEL(303291001) - AP	21-Apr-12	BETA	1.61E-02	1.88E-03	1.40E-02	pCi/m3
5F1 SLO OEL(303713001) - AP	28-Apr-12	BETA	1.43E-02	1.84E-03	1.15E-02	pCi/m3
5F1 SLO OEL(304127001) - AP	5-May-12	BETA	2.34E-02	1.73E-03	1.38E-02	pCi/m3
5F1 SLO OEL(304550001) - AP	12-May-12	BETA	2.53E-02	1.73E-03	1.36E-02	pCi/m3
5F1 SLO OEL(304958001) - AP	19-May-12	BETA	1.81E-02	1.92E-03	1.42E-02	pCi/m3
5F1 SLO OEL(305236001) - AP	26-May-12	BETA	1.01E-02	1.79E-03	1.33E-02	pCi/m3

2012 DCPD Analysis Results Appendix C

5F1 SLO OEL(305629001) - AP	2-Jun-12	BETA	1.32E-02	2.35E-03	1.50E-02	pCi/m3
5F1 SLO OEL(306063001) - AP	9-Jun-12	BETA	1.82E-02	2.38E-03	1.55E-02	pCi/m3
5F1 SLO OEL(306466001) - AP	16-Jun-12	BETA	6.19E-03	2.56E-03	1.57E-02	pCi/m3
5F1 SLO OEL(306808001) - AP	23-Jun-12	BETA	7.69E-03	2.52E-03	1.61E-02	pCi/m3
5F1 SLO OEL(307348001) - AP	30-Jun-12	BETA	4.81E-03	1.72E-03	1.33E-02	pCi/m3
5F1 SLO OEL(307690001) - AP	7-Jul-12	BETA	1.12E-02	1.85E-03	1.57E-02	pCi/m3
5F1 SLO OEL(308147001) - AP	14-Jul-12	BETA	1.05E-02	1.83E-03	1.11E-02	pCi/m3
5F1 SLO OEL(308569001) - AP	21-Jul-12	BETA	8.59E-03	1.68E-03	1.38E-02	pCi/m3
5F1 SLO OEL(308980001) - AP	28-Jul-12	BETA	1.91E-02	1.75E-03	1.07E-02	pCi/m3
5F1 SLO OEL(309364001) - AP	4-Aug-12	BETA	1.17E-02	1.70E-03	1.26E-02	pCi/m3
5F1 SLO OEL(309747001) - AP	11-Aug-12	BETA	2.30E-02	1.69E-03	1.36E-02	pCi/m3
5F1 SLO OEL(310131001) - AP	18-Aug-12	BETA	1.96E-02	1.70E-03	1.30E-02	pCi/m3
5F1 SLO OEL(310457001) - AP	25-Aug-12	BETA	2.01E-02	1.67E-03	1.17E-02	pCi/m3
5F1 SLO OEL(310729001) - AP	1-Sep-12	BETA	2.72E-02	1.68E-03	1.34E-02	pCi/m3
5F1 SLO OEL(311201001) - AP	8-Sep-12	BETA	3.05E-02	1.82E-03	1.23E-02	pCi/m3
5F1 SLO OEL(311588001) - AP	15-Sep-12	BETA	3.66E-02	1.61E-03	1.04E-02	pCi/m3
5F1 SLO OEL(312018001) - AP	22-Sep-12	BETA	4.72E-02	1.71E-03	1.37E-02	pCi/m3
5F1 SLO OEL(312421001) - AP	29-Sep-12	BETA	5.54E-02	1.89E-03	1.61E-02	pCi/m3
5F1 SLO OEL(312998001) - AP	6-Oct-12	BETA	2.89E-02	1.68E-03	1.76E-02	pCi/m3
5F1 SLO OEL(313514001) - AP	13-Oct-12	BETA	3.72E-02	1.72E-03	1.63E-02	pCi/m3
5F1 SLO OEL(313958001) - AP	20-Oct-12	BETA	2.10E-02	1.55E-03	1.09E-02	pCi/m3
5F1 SLO OEL(314389001) - AP	27-Oct-12	BETA	3.04E-02	1.58E-03	1.30E-02	pCi/m3
5F1 SLO OEL(314793001) - AP	4-Nov-12	BETA	5.20E-02	1.65E-03	1.40E-02	pCi/m3
5F1 SLO OEL(315297001) - AP	10-Nov-12	BETA	4.86E-02	1.59E-03	1.18E-02	pCi/m3
5F1 SLO OEL(315667001) - AP	17-Nov-12	BETA	4.43E-02	1.66E-03	1.15E-02	pCi/m3
5F1 SLO OEL(315925001) - AP	24-Nov-12	BETA	5.18E-02	1.47E-03	1.09E-02	pCi/m3
5F1 SLO OEL(316341001) - AP	1-Dec-12	BETA	1.14E-02	1.51E-03	1.16E-02	pCi/m3
5F1 SLO OEL(316741001) - AP	8-Dec-12	BETA	7.53E-02	1.57E-03	1.36E-02	pCi/m3
5F1 SLO OEL(317057001) - AP	15-Dec-12	BETA	2.04E-02	1.46E-03	1.20E-02	pCi/m3
5F1 SLO OEL(317277001) - AP	22-Dec-12	BETA	2.74E-02	1.66E-03	1.15E-02	pCi/m3
5F1 SLO OEL(317436001) - AP	29-Dec-12	BETA	4.41E-02	1.69E-03	1.38E-02	pCi/m3
5F1 SLO OEL(302777001) - AP	11-Feb-12	Beryllium-7	1.10E-01	1.38E-02	2.28E-02	pCi/m3
5F1 SLO OEL(308050001) - AP	12-May-12	Beryllium-7	5.28E-02	1.16E-02	1.61E-02	pCi/m3
5F1 SLO OEL(313322001) - AP	11-Aug-12	Beryllium-7	7.78E-02	7.91E-03	1.28E-02	pCi/m3
5F1 SLO OEL(318773001) - AP	10-Nov-12	Beryllium-7	1.01E-01	1.29E-02	2.13E-02	pCi/m3
5F1 SLO OEL(302777001) - AP	11-Feb-12	Cesium-134	-3.81E-04	6.74E-04	5.36E-04	pCi/m3
5F1 SLO OEL(308050001) - AP	12-May-12	Cesium-134	8.34E-05	6.80E-04	3.77E-04	pCi/m3
5F1 SLO OEL(313322001) - AP	11-Aug-12	Cesium-134	1.73E-04	5.78E-04	3.29E-04	pCi/m3
5F1 SLO OEL(318773001) - AP	10-Nov-12	Cesium-134	-1.25E-04	7.32E-04	4.73E-04	pCi/m3
5F1 SLO OEL(302777001) - AP	11-Feb-12	Cesium-137	-1.54E-06	7.80E-04	4.65E-04	pCi/m3
5F1 SLO OEL(308050001) - AP	12-May-12	Cesium-137	1.14E-04	6.53E-04	3.75E-04	pCi/m3
5F1 SLO OEL(313322001) - AP	11-Aug-12	Cesium-137	-6.41E-05	4.37E-04	2.69E-04	pCi/m3
5F1 SLO OEL(318773001) - AP	10-Nov-12	Cesium-137	1.78E-04	5.61E-04	3.03E-04	pCi/m3

2012 DCPP Analysis Results Appendix C

5F2 Cal Poly Farm - Milk

Sample Name	Date Collected	Nuclide	Result	MDC	2 Sigma TPU	Units
5F2 Cal Poly Farm(293819004) - MK	9-Jan-12	Barium-140	3.54E-02	2.78E+00	1.67E+00	pCi/L
5F2 Cal Poly Farm(295596004) - MK	6-Feb-12	Barium-140	-1.68E+00	2.57E+00	1.85E+00	pCi/L
5F2 Cal Poly Farm(297176004) - MK	5-Mar-12	Barium-140	7.39E-02	2.32E+00	1.36E+00	pCi/L
5F2 Cal Poly Farm(301044004) - MK	3-Apr-12	Barium-140	-1.83E-01	2.17E+00	1.30E+00	pCi/L
5F2 Cal Poly Farm(304044004) - MK	7-May-12	Barium-140	1.01E-01	3.19E+00	1.89E+00	pCi/L
5F2 Cal Poly Farm(306060004) - MK	12-Jun-12	Barium-140	-1.42E-01	2.32E+00	1.41E+00	pCi/L
5F2 Cal Poly Farm(307682003) - MK	10-Jul-12	Barium-140	8.14E-01	2.62E+00	1.53E+00	pCi/L
5F2 Cal Poly Farm(309271004) - MK	6-Aug-12	Barium-140	-1.71E+00	3.59E+00	2.46E+00	pCi/L
5F2 Cal Poly Farm(310134001) - MK	21-Aug-12	Barium-140	1.39E-01	3.98E+00	2.34E+00	pCi/L
5F2 Cal Poly Farm(311498004) - MK	17-Sep-12	Barium-140	1.67E+00	2.84E+00	1.75E+00	pCi/L
5F2 Cal Poly Farm(312986004) - MK	9-Oct-12	Barium-140	5.51E-01	2.62E+00	1.52E+00	pCi/L
5F2 Cal Poly Farm(315665004) - MK	19-Nov-12	Barium-140	5.00E-01	3.15E+00	1.84E+00	pCi/L
5F2 Cal Poly Farm(316659004) - MK	10-Dec-12	Barium-140	2.27E-01	2.94E+00	1.72E+00	pCi/L
5F2 Cal Poly Farm(293819004) - MK	9-Jan-12	Cesium-134	1.29E+00	2.92E+00	1.78E+00	pCi/L
5F2 Cal Poly Farm(295596004) - MK	6-Feb-12	Cesium-134	3.35E-01	2.92E+00	1.74E+00	pCi/L
5F2 Cal Poly Farm(297176004) - MK	5-Mar-12	Cesium-134	8.82E-01	2.46E+00	1.50E+00	pCi/L
5F2 Cal Poly Farm(301044004) - MK	3-Apr-12	Cesium-134	7.75E-01	2.45E+00	1.43E+00	pCi/L
5F2 Cal Poly Farm(304044004) - MK	7-May-12	Cesium-134	-3.23E-01	3.20E+00	1.90E+00	pCi/L
5F2 Cal Poly Farm(306060004) - MK	12-Jun-12	Cesium-134	1.67E+00	2.98E+00	1.88E+00	pCi/L
5F2 Cal Poly Farm(307682003) - MK	10-Jul-12	Cesium-134	2.47E-01	2.24E+00	1.33E+00	pCi/L
5F2 Cal Poly Farm(309271004) - MK	6-Aug-12	Cesium-134	-8.79E-01	2.47E+00	1.58E+00	pCi/L
5F2 Cal Poly Farm(310134001) - MK	21-Aug-12	Cesium-134	7.74E-01	2.67E+00	1.57E+00	pCi/L
5F2 Cal Poly Farm(311498004) - MK	17-Sep-12	Cesium-134	3.52E-01	2.69E+00	1.61E+00	pCi/L
5F2 Cal Poly Farm(312986004) - MK	9-Oct-12	Cesium-134	-4.09E-01	2.36E+00	1.42E+00	pCi/L
5F2 Cal Poly Farm(315665004) - MK	19-Nov-12	Cesium-134	-7.14E-01	2.43E+00	1.52E+00	pCi/L
5F2 Cal Poly Farm(316659004) - MK	10-Dec-12	Cesium-134	3.86E-01	2.15E+00	1.25E+00	pCi/L
5F2 Cal Poly Farm(293819004) - MK	9-Jan-12	Cesium-137	7.56E-01	2.39E+00	1.42E+00	pCi/L
5F2 Cal Poly Farm(295596004) - MK	6-Feb-12	Cesium-137	7.76E-01	2.47E+00	1.47E+00	pCi/L
5F2 Cal Poly Farm(297176004) - MK	5-Mar-12	Cesium-137	-7.32E-02	1.99E+00	1.20E+00	pCi/L
5F2 Cal Poly Farm(301044004) - MK	3-Apr-12	Cesium-137	5.78E-02	1.99E+00	1.20E+00	pCi/L
5F2 Cal Poly Farm(304044004) - MK	7-May-12	Cesium-137	1.35E+00	2.79E+00	1.74E+00	pCi/L
5F2 Cal Poly Farm(306060004) - MK	12-Jun-12	Cesium-137	1.15E+00	2.31E+00	1.42E+00	pCi/L
5F2 Cal Poly Farm(307682003) - MK	10-Jul-12	Cesium-137	1.24E+00	2.05E+00	1.29E+00	pCi/L
5F2 Cal Poly Farm(309271004) - MK	6-Aug-12	Cesium-137	-1.23E+00	2.06E+00	1.39E+00	pCi/L
5F2 Cal Poly Farm(310134001) - MK	21-Aug-12	Cesium-137	2.23E-01	1.97E+00	1.14E+00	pCi/L
5F2 Cal Poly Farm(311498004) - MK	17-Sep-12	Cesium-137	1.01E+00	2.35E+00	1.43E+00	pCi/L
5F2 Cal Poly Farm(312986004) - MK	9-Oct-12	Cesium-137	-9.43E-01	2.06E+00	1.37E+00	pCi/L
5F2 Cal Poly Farm(315665004) - MK	19-Nov-12	Cesium-137	-5.71E-02	2.26E+00	1.33E+00	pCi/L
5F2 Cal Poly Farm(316659004) - MK	10-Dec-12	Cesium-137	4.47E-01	2.17E+00	1.25E+00	pCi/L
5F2 Cal Poly Farm(295596004) - MK	6-Feb-12	Cobalt-60	-1.49E-01	2.72E+00	1.64E+00	pCi/L
5F2 Cal Poly Farm(293819004) - MK	9-Jan-12	Iodine-131	-1.32E-01	4.44E-01	2.70E-01	pCi/L
5F2 Cal Poly Farm(295596004) - MK	6-Feb-12	Iodine-131	2.33E-02	4.47E-01	2.59E-01	pCi/L

2012 DCPD Analysis Results Appendix C

5F2 Cal Poly Farm(297176004) - MK	5-Mar-12	Iodine-131	-5.10E-02	4.45E-01	2.66E-01	pCi/L
5F2 Cal Poly Farm(301044004) - MK	3-Apr-12	Iodine-131	-3.94E-02	3.88E-01	2.31E-01	pCi/L
5F2 Cal Poly Farm(304044004) - MK	7-May-12	Iodine-131	-1.72E-01	4.69E-01	2.91E-01	pCi/L
5F2 Cal Poly Farm(306060004) - MK	12-Jun-12	Iodine-131	3.73E-02	4.97E-01	2.87E-01	pCi/L
5F2 Cal Poly Farm(307682003) - MK	10-Jul-12	Iodine-131	6.07E-02	5.84E-01	3.40E-01	pCi/L
5F2 Cal Poly Farm(309271004) - MK	6-Aug-12	Iodine-131	-2.23E-01	5.46E-01	3.50E-01	pCi/L
5F2 Cal Poly Farm(310134001) - MK	21-Aug-12	Iodine-131	-3.20E-02	6.89E-01	4.01E-01	pCi/L
5F2 Cal Poly Farm(311498004) - MK	17-Sep-12	Iodine-131	-1.72E-01	4.60E-01	2.89E-01	pCi/L
5F2 Cal Poly Farm(312986004) - MK	9-Oct-12	Iodine-131	2.67E-01	5.67E-01	3.41E-01	pCi/L
5F2 Cal Poly Farm(315665004) - MK	19-Nov-12	Iodine-131	-2.80E-03	7.65E-01	4.44E-01	pCi/L
5F2 Cal Poly Farm(316659004) - MK	10-Dec-12	Iodine-131	1.15E-01	5.03E-01	3.00E-01	pCi/L
5F2 Cal Poly Farm(293819004) - MK	9-Jan-12	Lanthanum-140	3.54E-02	2.78E+00	1.67E+00	pCi/L
5F2 Cal Poly Farm(295596004) - MK	6-Feb-12	Lanthanum-140	-1.68E+00	2.57E+00	1.84E+00	pCi/L
5F2 Cal Poly Farm(297176004) - MK	5-Mar-12	Lanthanum-140	7.39E-02	2.32E+00	1.36E+00	pCi/L
5F2 Cal Poly Farm(301044004) - MK	3-Apr-12	Lanthanum-140	-1.83E-01	2.17E+00	1.30E+00	pCi/L
5F2 Cal Poly Farm(304044004) - MK	7-May-12	Lanthanum-140	1.01E-01	3.19E+00	1.89E+00	pCi/L
5F2 Cal Poly Farm(306060004) - MK	12-Jun-12	Lanthanum-140	-1.42E-01	2.32E+00	1.41E+00	pCi/L
5F2 Cal Poly Farm(307682003) - MK	10-Jul-12	Lanthanum-140	8.14E-01	2.62E+00	1.53E+00	pCi/L
5F2 Cal Poly Farm(309271004) - MK	6-Aug-12	Lanthanum-140	-1.71E+00	3.59E+00	2.46E+00	pCi/L
5F2 Cal Poly Farm(310134001) - MK	21-Aug-12	Lanthanum-140	1.39E-01	3.98E+00	2.34E+00	pCi/L
5F2 Cal Poly Farm(311498004) - MK	17-Sep-12	Lanthanum-140	1.67E+00	2.84E+00	1.74E+00	pCi/L
5F2 Cal Poly Farm(312986004) - MK	9-Oct-12	Lanthanum-140	5.51E-01	2.62E+00	1.51E+00	pCi/L
5F2 Cal Poly Farm(315665004) - MK	19-Nov-12	Lanthanum-140	5.00E-01	3.15E+00	1.84E+00	pCi/L
5F2 Cal Poly Farm(316659004) - MK	10-Dec-12	Lanthanum-140	2.27E-01	2.94E+00	1.72E+00	pCi/L
5F2 Cal Poly Farm(293819004) - MK	9-Jan-12	Potassium-40	1.44E+03	1.86E+01	1.38E+02	pCi/L
5F2 Cal Poly Farm(295596004) - MK	6-Feb-12	Potassium-40	1.42E+03	2.29E+01	1.45E+02	pCi/L
5F2 Cal Poly Farm(297176004) - MK	5-Mar-12	Potassium-40	1.40E+03	1.88E+01	1.38E+02	pCi/L
5F2 Cal Poly Farm(301044004) - MK	3-Apr-12	Potassium-40	1.40E+03	1.60E+01	1.39E+02	pCi/L
5F2 Cal Poly Farm(304044004) - MK	7-May-12	Potassium-40	1.36E+03	2.47E+01	1.31E+02	pCi/L
5F2 Cal Poly Farm(306060004) - MK	12-Jun-12	Potassium-40	1.38E+03	1.99E+01	1.33E+02	pCi/L
5F2 Cal Poly Farm(307682003) - MK	10-Jul-12	Potassium-40	1.34E+03	1.57E+01	1.27E+02	pCi/L
5F2 Cal Poly Farm(309271004) - MK	6-Aug-12	Potassium-40	1.48E+03	1.85E+01	1.44E+02	pCi/L
5F2 Cal Poly Farm(310134001) - MK	21-Aug-12	Potassium-40	1.28E+03	2.02E+01	1.25E+02	pCi/L
5F2 Cal Poly Farm(311498004) - MK	17-Sep-12	Potassium-40	1.35E+03	1.74E+01	1.30E+02	pCi/L
5F2 Cal Poly Farm(312986004) - MK	9-Oct-12	Potassium-40	1.45E+03	1.93E+01	1.33E+02	pCi/L
5F2 Cal Poly Farm(315665004) - MK	19-Nov-12	Potassium-40	1.42E+03	1.96E+01	1.35E+02	pCi/L
5F2 Cal Poly Farm(316659004) - MK	10-Dec-12	Potassium-40	1.32E+03	2.10E+01	1.31E+02	pCi/L
5F2 Cal Poly Farm(293819004) - MK	9-Jan-12	Total Strontium	1.49E-01	3.25E-01	2.03E-01	pCi/L
5F2 Cal Poly Farm(295596004) - MK	6-Feb-12	Total Strontium	3.99E-01	4.15E-01	2.75E-01	pCi/L
5F2 Cal Poly Farm(297176004) - MK	5-Mar-12	Total Strontium	2.88E-01	5.71E-01	3.55E-01	pCi/L
5F2 Cal Poly Farm(301044004) - MK	3-Apr-12	Total Strontium	9.14E-02	2.89E-01	1.77E-01	pCi/L
5F2 Cal Poly Farm(304044004) - MK	7-May-12	Total Strontium	2.46E-01	3.05E-01	1.97E-01	pCi/L
5F2 Cal Poly Farm(306060004) - MK	12-Jun-12	Total Strontium	1.13E-01	2.02E-01	1.28E-01	pCi/L
5F2 Cal Poly Farm(307682003) - MK	10-Jul-12	Total Strontium	1.95E-01	4.59E-01	2.85E-01	pCi/L

2012 DCPD Analysis Results Appendix C

5F2 Cal Poly Farm(309271004) - MK	6-Aug-12	Total Strontium	7.34E-02	7.19E-01	4.31E-01	pCi/L
5F2 Cal Poly Farm(310134001) - MK	21-Aug-12	Total Strontium	-4.62E-02	5.57E-01	3.29E-01	pCi/L
5F2 Cal Poly Farm(311498004) - MK	17-Sep-12	Total Strontium	4.29E-01	4.32E-01	2.88E-01	pCi/L
5F2 Cal Poly Farm(312986004) - MK	9-Oct-12	Total Strontium	1.15E-02	2.48E-01	1.48E-01	pCi/L
5F2 Cal Poly Farm(315665004) - MK	19-Nov-12	Total Strontium	-3.22E-02	2.70E-01	1.60E-01	pCi/L
5F2 Cal Poly Farm(316659004) - MK	10-Dec-12	Total Strontium	2.30E-01	3.35E-01	2.13E-01	pCi/L

5F2 Cal Poly Farm - Vegetation

Sample Name	Date Collected	Nuclide	Result	MDC	2 Sigma TPU	Units
5F2 Cal Poly Farm(295596001) - VG Brdleaf	6-Feb-12	Beryllium-7	1.33E+02	7.81E+01	8.97E+01	pCi/kg
5F2 Cal Poly Farm(301044001) - VG Brdleaf	3-Apr-12	Beryllium-7	2.67E+02	6.99E+01	8.37E+01	pCi/kg
5F2 Cal Poly Farm(304044001) - VG Brdleaf	7-May-12	Beryllium-7	1.39E+02	6.60E+01	7.26E+01	pCi/kg
5F2 Cal Poly Farm(309271001) - VG Brdleaf	6-Aug-12	Beryllium-7	5.36E+02	7.67E+01	9.95E+01	pCi/kg
5F2 Cal Poly Farm(315665001) - VG Brdleaf	19-Nov-12	Beryllium-7	9.51E+02	7.27E+01	1.44E+02	pCi/kg
5F2 Cal Poly Farm(316659001) - VG Brdleaf	10-Dec-12	Beryllium-7	1.52E+02	5.46E+01	5.85E+01	pCi/kg
5F2 Cal Poly Farm(293819001) - VG Brdleaf	9-Jan-12	Cesium-134	2.09E+00	1.17E+01	6.94E+00	pCi/kg
5F2 Cal Poly Farm(295596001) - VG Brdleaf	6-Feb-12	Cesium-134	-3.79E+00	1.32E+01	8.51E+00	pCi/kg
5F2 Cal Poly Farm(297176001) - VG Brdleaf	5-Mar-12	Cesium-134	-1.66E+00	1.05E+01	6.58E+00	pCi/kg
5F2 Cal Poly Farm(301044001) - VG Brdleaf	3-Apr-12	Cesium-134	4.76E+00	1.09E+01	6.65E+00	pCi/kg
5F2 Cal Poly Farm(304044001) - VG Brdleaf	7-May-12	Cesium-134	-1.29E+00	1.06E+01	6.49E+00	pCi/kg
5F2 Cal Poly Farm(306060001) - VG Brdleaf	12-Jun-12	Cesium-134	1.08E+00	1.08E+01	6.30E+00	pCi/kg
5F2 Cal Poly Farm(307682001) - VG Brdleaf	10-Jul-12	Cesium-134	9.53E-01	1.10E+01	6.60E+00	pCi/kg
5F2 Cal Poly Farm(309271001) - VG Brdleaf	6-Aug-12	Cesium-134	1.02E+00	1.06E+01	6.24E+00	pCi/kg
5F2 Cal Poly Farm(310134002) - VG Brdleaf	21-Aug-12	Cesium-134	3.53E-01	2.03E+01	1.21E+01	pCi/kg
5F2 Cal Poly Farm(311498001) - VG Brdleaf	17-Sep-12	Cesium-134	-4.02E+00	8.67E+00	5.76E+00	pCi/kg
5F2 Cal Poly Farm(312986001) - VG Brdleaf	9-Oct-12	Cesium-134	7.37E+00	1.29E+01	7.81E+00	pCi/kg
5F2 Cal Poly Farm(315665001) - VG Brdleaf	19-Nov-12	Cesium-134	1.14E+01	1.31E+01	8.66E+00	pCi/kg
5F2 Cal Poly Farm(316659001) - VG Brdleaf	10-Dec-12	Cesium-134	-1.57E+00	8.09E+00	4.93E+00	pCi/kg
5F2 Cal Poly Farm(293819001) - VG Brdleaf	9-Jan-12	Cesium-137	5.67E+00	1.05E+01	6.38E+00	pCi/kg
5F2 Cal Poly Farm(295596001) - VG Brdleaf	6-Feb-12	Cesium-137	2.72E+00	1.06E+01	6.28E+00	pCi/kg
5F2 Cal Poly Farm(297176001) - VG Brdleaf	5-Mar-12	Cesium-137	1.05E+00	9.01E+00	5.35E+00	pCi/kg
5F2 Cal Poly Farm(301044001) - VG Brdleaf	3-Apr-12	Cesium-137	-2.30E+00	8.44E+00	5.23E+00	pCi/kg
5F2 Cal Poly Farm(304044001) - VG Brdleaf	7-May-12	Cesium-137	5.11E-01	1.10E+01	7.95E+00	pCi/kg
5F2 Cal Poly Farm(306060001) - VG Brdleaf	12-Jun-12	Cesium-137	6.93E+00	8.92E+00	5.95E+00	pCi/kg
5F2 Cal Poly Farm(307682001) - VG Brdleaf	10-Jul-12	Cesium-137	-1.08E+00	1.11E+01	9.30E+00	pCi/kg
5F2 Cal Poly Farm(309271001) - VG Brdleaf	6-Aug-12	Cesium-137	6.73E+00	9.14E+00	8.93E+00	pCi/kg
5F2 Cal Poly Farm(310134002) - VG Brdleaf	21-Aug-12	Cesium-137	7.48E+00	1.76E+01	1.04E+01	pCi/kg
5F2 Cal Poly Farm(311498001) - VG Brdleaf	17-Sep-12	Cesium-137	1.60E+00	7.57E+00	4.44E+00	pCi/kg
5F2 Cal Poly Farm(312986001) - VG Brdleaf	9-Oct-12	Cesium-137	-7.14E-01	1.01E+01	5.90E+00	pCi/kg
5F2 Cal Poly Farm(315665001) - VG Brdleaf	19-Nov-12	Cesium-137	4.60E+00	1.09E+01	6.35E+00	pCi/kg
5F2 Cal Poly Farm(316659001) - VG Brdleaf	10-Dec-12	Cesium-137	1.98E+00	7.50E+00	4.32E+00	pCi/kg
5F2 Cal Poly Farm(293819001) - VG Brdleaf	9-Jan-12	Iodine-131	5.61E+00	1.36E+01	8.28E+00	pCi/kg
5F2 Cal Poly Farm(295596001) - VG Brdleaf	6-Feb-12	Iodine-131	3.82E+00	1.59E+01	9.59E+00	pCi/kg
5F2 Cal Poly Farm(297176001) - VG Brdleaf	5-Mar-12	Iodine-131	-8.37E-01	1.19E+01	7.28E+00	pCi/kg

2012 DCP Analysis Results Appendix C

5F2 Cal Poly Farm(301044001) - VG Brdleaf	3-Apr-12	Iodine-131	-9.52E-01	1.30E+01	7.89E+00	pCi/kg
5F2 Cal Poly Farm(304044001) - VG Brdleaf	7-May-12	Iodine-131	5.46E+00	1.18E+01	8.10E+00	pCi/kg
5F2 Cal Poly Farm(306060001) - VG Brdleaf	12-Jun-12	Iodine-131	1.74E-01	1.30E+01	7.62E+00	pCi/kg
5F2 Cal Poly Farm(307682001) - VG Brdleaf	10-Jul-12	Iodine-131	4.07E-01	1.11E+01	6.71E+00	pCi/kg
5F2 Cal Poly Farm(309271001) - VG Brdleaf	6-Aug-12	Iodine-131	9.50E-01	1.64E+01	9.88E+00	pCi/kg
5F2 Cal Poly Farm(310134002) - VG Brdleaf	21-Aug-12	Iodine-131	3.93E+00	2.06E+01	1.22E+01	pCi/kg
5F2 Cal Poly Farm(311498001) - VG Brdleaf	17-Sep-12	Iodine-131	-1.20E+00	8.65E+00	5.32E+00	pCi/kg
5F2 Cal Poly Farm(312986001) - VG Brdleaf	9-Oct-12	Iodine-131	3.41E+00	1.10E+01	6.48E+00	pCi/kg
5F2 Cal Poly Farm(315665001) - VG Brdleaf	19-Nov-12	Iodine-131	-1.46E+00	1.30E+01	7.78E+00	pCi/kg
5F2 Cal Poly Farm(316659001) - VG Brdleaf	10-Dec-12	Iodine-131	1.68E+00	1.03E+01	5.98E+00	pCi/kg
5F2 Cal Poly Farm(293819001) - VG Brdleaf	9-Jan-12	Potassium-40	3.39E+03	1.04E+02	4.01E+02	pCi/kg
5F2 Cal Poly Farm(295596001) - VG Brdleaf	6-Feb-12	Potassium-40	3.95E+03	1.13E+02	4.57E+02	pCi/kg
5F2 Cal Poly Farm(297176001) - VG Brdleaf	5-Mar-12	Potassium-40	3.38E+03	8.38E+01	3.95E+02	pCi/kg
5F2 Cal Poly Farm(301044001) - VG Brdleaf	3-Apr-12	Potassium-40	2.15E+03	9.25E+01	2.70E+02	pCi/kg
5F2 Cal Poly Farm(304044001) - VG Brdleaf	7-May-12	Potassium-40	2.75E+03	7.45E+01	3.24E+02	pCi/kg
5F2 Cal Poly Farm(306060001) - VG Brdleaf	12-Jun-12	Potassium-40	5.38E+03	7.12E+01	5.08E+02	pCi/kg
5F2 Cal Poly Farm(307682001) - VG Brdleaf	10-Jul-12	Potassium-40	2.41E+03	9.58E+01	2.98E+02	pCi/kg
5F2 Cal Poly Farm(309271001) - VG Brdleaf	6-Aug-12	Potassium-40	4.38E+03	7.83E+01	4.61E+02	pCi/kg
5F2 Cal Poly Farm(310134002) - VG Brdleaf	21-Aug-12	Potassium-40	5.02E+03	1.74E+02	6.02E+02	pCi/kg
5F2 Cal Poly Farm(311498001) - VG Brdleaf	17-Sep-12	Potassium-40	1.84E+03	6.84E+01	2.25E+02	pCi/kg
5F2 Cal Poly Farm(312986001) - VG Brdleaf	9-Oct-12	Potassium-40	1.86E+03	8.88E+01	2.54E+02	pCi/kg
5F2 Cal Poly Farm(315665001) - VG Brdleaf	19-Nov-12	Potassium-40	2.74E+03	1.10E+02	3.34E+02	pCi/kg
5F2 Cal Poly Farm(316659001) - VG Brdleaf	10-Dec-12	Potassium-40	3.24E+03	6.80E+01	3.36E+02	pCi/kg

5S2 Diablo Creek Weir - Drinking Water

Sample Name	Date Collected	Nuclide	Result	MDC	2 Sigma TPU	Units
5S2 Diablo Creek Weir(294079001) - DW	12-Jan-12	BETA	-4.55E-01	2.75E+00	1.63E+00	pCi/L
5S2 Diablo Creek Weir(295701001) - DW	7-Feb-12	BETA	2.43E+00	3.27E+00	2.06E+00	pCi/L
5S2 Diablo Creek Weir(297253003) - DW	6-Mar-12	BETA	2.56E+00	1.92E+00	1.34E+00	pCi/L
5S2 Diablo Creek Weir(302541001) - DW	10-Apr-12	BETA	5.26E+00	2.83E+00	2.04E+00	pCi/L
5S2 Diablo Creek Weir(304464001) - DW	14-May-12	BETA	1.31E+00	2.70E+00	1.65E+00	pCi/L
5S2 Diablo Creek Weir(305650001) - DW	5-Jun-12	BETA	2.87E+00	2.01E+00	1.38E+00	pCi/L
5S2 Diablo Creek Weir(308586004) - DW	24-Jul-12	BETA	2.46E+00	2.08E+00	1.38E+00	pCi/L
5S2 Diablo Creek Weir(309382003) - DW	7-Aug-12	BETA	1.30E+00	1.42E+00	9.36E-01	pCi/L
5S2 Diablo Creek Weir(311199003) - DW	11-Sep-12	BETA	3.20E+00	2.60E+00	1.72E+00	pCi/L
5S2 Diablo Creek Weir(313397001) - DW	15-Oct-12	BETA	5.84E-01	2.43E+00	1.48E+00	pCi/L
5S2 Diablo Creek Weir(314899001) - DW	8-Nov-12	BETA	6.41E-01	1.36E+00	8.41E-01	pCi/L
5S2 Diablo Creek Weir(316861001) - DW	13-Dec-12	BETA	-1.41E-01	2.42E+00	1.44E+00	pCi/L
5S2 Diablo Creek Weir(294079001) - DW	12-Jan-12	Barium-140	1.63E-01	2.73E+00	1.60E+00	pCi/L
5S2 Diablo Creek Weir(295701001) - DW	7-Feb-12	Barium-140	3.53E-01	2.62E+00	1.55E+00	pCi/L
5S2 Diablo Creek Weir(297253003) - DW	6-Mar-12	Barium-140	-1.87E-01	2.36E+00	1.40E+00	pCi/L
5S2 Diablo Creek Weir(302541001) - DW	10-Apr-12	Barium-140	-2.35E-01	2.77E+00	1.65E+00	pCi/L
5S2 Diablo Creek Weir(304464001) - DW	14-May-12	Barium-140	-6.50E-01	2.39E+00	1.52E+00	pCi/L
5S2 Diablo Creek Weir(305650001) - DW	5-Jun-12	Barium-140	6.74E-02	3.16E+00	1.88E+00	pCi/L

2012 DCPD Analysis Results Appendix C

5S2 Diablo Creek Weir(308586004) - DW	24-Jul-12	Barium-140	-8.03E-01	2.01E+00	1.32E+00	pCi/L
5S2 Diablo Creek Weir(309382003) - DW	7-Aug-12	Barium-140	-5.75E-01	3.94E+00	2.44E+00	pCi/L
5S2 Diablo Creek Weir(311199003) - DW	11-Sep-12	Barium-140	-1.11E+00	2.08E+00	1.46E+00	pCi/L
5S2 Diablo Creek Weir(313397001) - DW	15-Oct-12	Barium-140	3.09E-01	2.20E+00	1.27E+00	pCi/L
5S2 Diablo Creek Weir(314899001) - DW	8-Nov-12	Barium-140	-3.93E-01	2.40E+00	1.49E+00	pCi/L
5S2 Diablo Creek Weir(316861001) - DW	13-Dec-12	Barium-140	8.87E-02	2.83E+00	1.70E+00	pCi/L
5S2 Diablo Creek Weir(294079001) - DW	12-Jan-12	Cesium-134	4.68E-01	1.92E+00	1.13E+00	pCi/L
5S2 Diablo Creek Weir(295701001) - DW	7-Feb-12	Cesium-134	3.33E-01	2.03E+00	1.20E+00	pCi/L
5S2 Diablo Creek Weir(297253003) - DW	6-Mar-12	Cesium-134	-3.04E-01	1.90E+00	1.18E+00	pCi/L
5S2 Diablo Creek Weir(302541001) - DW	10-Apr-12	Cesium-134	2.02E-02	2.55E+00	1.53E+00	pCi/L
5S2 Diablo Creek Weir(304464001) - DW	14-May-12	Cesium-134	1.31E+00	2.41E+00	1.47E+00	pCi/L
5S2 Diablo Creek Weir(305650001) - DW	5-Jun-12	Cesium-134	1.24E+00	2.65E+00	1.58E+00	pCi/L
5S2 Diablo Creek Weir(308586004) - DW	24-Jul-12	Cesium-134	-1.31E-01	1.78E+00	1.06E+00	pCi/L
5S2 Diablo Creek Weir(309382003) - DW	7-Aug-12	Cesium-134	9.81E-01	2.46E+00	1.47E+00	pCi/L
5S2 Diablo Creek Weir(311199003) - DW	11-Sep-12	Cesium-134	-3.57E-02	1.84E+00	1.09E+00	pCi/L
5S2 Diablo Creek Weir(313397001) - DW	15-Oct-12	Cesium-134	8.92E-01	1.78E+00	1.07E+00	pCi/L
5S2 Diablo Creek Weir(314899001) - DW	8-Nov-12	Cesium-134	-2.37E-01	1.62E+00	9.77E-01	pCi/L
5S2 Diablo Creek Weir(316861001) - DW	13-Dec-12	Cesium-134	-1.68E-01	1.59E+00	9.94E-01	pCi/L
5S2 Diablo Creek Weir(294079001) - DW	12-Jan-12	Cesium-137	-5.42E-01	1.69E+00	1.09E+00	pCi/L
5S2 Diablo Creek Weir(295701001) - DW	7-Feb-12	Cesium-137	2.51E-01	1.86E+00	1.09E+00	pCi/L
5S2 Diablo Creek Weir(297253003) - DW	6-Mar-12	Cesium-137	3.38E-01	1.87E+00	1.12E+00	pCi/L
5S2 Diablo Creek Weir(302541001) - DW	10-Apr-12	Cesium-137	2.50E-01	2.28E+00	1.34E+00	pCi/L
5S2 Diablo Creek Weir(304464001) - DW	14-May-12	Cesium-137	-4.01E-01	1.98E+00	1.92E+00	pCi/L
5S2 Diablo Creek Weir(305650001) - DW	5-Jun-12	Cesium-137	-4.28E-01	2.21E+00	1.39E+00	pCi/L
5S2 Diablo Creek Weir(308586004) - DW	24-Jul-12	Cesium-137	1.48E+00	1.74E+00	1.16E+00	pCi/L
5S2 Diablo Creek Weir(309382003) - DW	7-Aug-12	Cesium-137	-1.93E-02	2.04E+00	1.20E+00	pCi/L
5S2 Diablo Creek Weir(311199003) - DW	11-Sep-12	Cesium-137	-8.74E-01	2.18E+00	1.74E+00	pCi/L
5S2 Diablo Creek Weir(313397001) - DW	15-Oct-12	Cesium-137	1.30E+00	1.71E+00	1.10E+00	pCi/L
5S2 Diablo Creek Weir(314899001) - DW	8-Nov-12	Cesium-137	4.62E-01	1.77E+00	1.02E+00	pCi/L
5S2 Diablo Creek Weir(316861001) - DW	13-Dec-12	Cesium-137	-2.36E+00	2.02E+00	2.17E+00	pCi/L
5S2 Diablo Creek Weir(294079001) - DW	12-Jan-12	Cobalt-58	-6.33E-02	1.55E+00	9.36E-01	pCi/L
5S2 Diablo Creek Weir(295701001) - DW	7-Feb-12	Cobalt-58	1.05E-01	1.64E+00	9.72E-01	pCi/L
5S2 Diablo Creek Weir(297253003) - DW	6-Mar-12	Cobalt-58	-1.82E-01	1.67E+00	1.03E+00	pCi/L
5S2 Diablo Creek Weir(302541001) - DW	10-Apr-12	Cobalt-58	1.20E-01	2.11E+00	1.26E+00	pCi/L
5S2 Diablo Creek Weir(304464001) - DW	14-May-12	Cobalt-58	3.83E-01	1.73E+00	1.01E+00	pCi/L
5S2 Diablo Creek Weir(305650001) - DW	5-Jun-12	Cobalt-58	-5.17E-01	2.08E+00	1.28E+00	pCi/L
5S2 Diablo Creek Weir(308586004) - DW	24-Jul-12	Cobalt-58	1.51E-01	1.51E+00	8.84E-01	pCi/L
5S2 Diablo Creek Weir(309382003) - DW	7-Aug-12	Cobalt-58	-3.35E-01	1.92E+00	1.18E+00	pCi/L
5S2 Diablo Creek Weir(311199003) - DW	11-Sep-12	Cobalt-58	3.32E-01	1.65E+00	9.66E-01	pCi/L
5S2 Diablo Creek Weir(313397001) - DW	15-Oct-12	Cobalt-58	-4.96E-02	1.46E+00	8.60E-01	pCi/L
5S2 Diablo Creek Weir(314899001) - DW	8-Nov-12	Cobalt-58	-1.14E-01	1.60E+00	9.51E-01	pCi/L
5S2 Diablo Creek Weir(316861001) - DW	13-Dec-12	Cobalt-58	-3.88E-01	1.53E+00	1.02E+00	pCi/L
5S2 Diablo Creek Weir(294079001) - DW	12-Jan-12	Cobalt-60	3.44E-01	1.83E+00	1.10E+00	pCi/L
5S2 Diablo Creek Weir(295701001) - DW	7-Feb-12	Cobalt-60	9.67E-02	1.73E+00	1.02E+00	pCi/L

2012 DCPD Analysis Results Appendix C

5S2 Diablo Creek Weir(297253003) - DW	6-Mar-12	Cobalt-60	3.72E-01	1.68E+00	9.95E-01	pCi/L
5S2 Diablo Creek Weir(302541001) - DW	10-Apr-12	Cobalt-60	-7.94E-01	2.05E+00	1.35E+00	pCi/L
5S2 Diablo Creek Weir(304464001) - DW	14-May-12	Cobalt-60	1.98E+00	2.33E+00	1.52E+00	pCi/L
5S2 Diablo Creek Weir(305650001) - DW	5-Jun-12	Cobalt-60	-2.09E-01	2.33E+00	1.39E+00	pCi/L
5S2 Diablo Creek Weir(308586004) - DW	24-Jul-12	Cobalt-60	-8.87E-01	1.75E+00	1.44E+00	pCi/L
5S2 Diablo Creek Weir(309382003) - DW	7-Aug-12	Cobalt-60	-1.70E-01	2.05E+00	1.23E+00	pCi/L
5S2 Diablo Creek Weir(311199003) - DW	11-Sep-12	Cobalt-60	1.37E+00	1.96E+00	1.22E+00	pCi/L
5S2 Diablo Creek Weir(313397001) - DW	15-Oct-12	Cobalt-60	7.16E-01	1.66E+00	9.99E-01	pCi/L
5S2 Diablo Creek Weir(314899001) - DW	8-Nov-12	Cobalt-60	1.52E-01	1.67E+00	9.70E-01	pCi/L
5S2 Diablo Creek Weir(316861001) - DW	13-Dec-12	Cobalt-60	8.11E-01	1.89E+00	1.13E+00	pCi/L
5S2 Diablo Creek Weir(294079001) - DW	12-Jan-12	Iodine-131	4.82E-02	5.84E-01	3.35E-01	pCi/L
5S2 Diablo Creek Weir(295701001) - DW	7-Feb-12	Iodine-131	-5.04E-02	6.90E-01	4.12E-01	pCi/L
5S2 Diablo Creek Weir(297253003) - DW	6-Mar-12	Iodine-131	2.26E-02	4.16E-01	2.44E-01	pCi/L
5S2 Diablo Creek Weir(302541001) - DW	10-Apr-12	Iodine-131	7.02E-02	5.06E-01	2.91E-01	pCi/L
5S2 Diablo Creek Weir(304464001) - DW	14-May-12	Iodine-131	1.36E-01	4.21E-01	2.48E-01	pCi/L
5S2 Diablo Creek Weir(305650001) - DW	5-Jun-12	Iodine-131	3.62E-01	5.98E-01	3.86E-01	pCi/L
5S2 Diablo Creek Weir(308586004) - DW	24-Jul-12	Iodine-131	-8.06E-02	3.86E-01	2.31E-01	pCi/L
5S2 Diablo Creek Weir(309382003) - DW	7-Aug-12	Iodine-131	1.16E-02	6.06E-01	3.69E-01	pCi/L
5S2 Diablo Creek Weir(311199003) - DW	11-Sep-12	Iodine-131	4.36E-01	7.43E-01	4.83E-01	pCi/L
5S2 Diablo Creek Weir(313397001) - DW	15-Oct-12	Iodine-131	3.00E-01	8.70E-01	5.11E-01	pCi/L
5S2 Diablo Creek Weir(314899001) - DW	8-Nov-12	Iodine-131	1.91E-01	5.94E-01	3.48E-01	pCi/L
5S2 Diablo Creek Weir(316861001) - DW	13-Dec-12	Iodine-131	3.32E-01	6.79E-01	4.10E-01	pCi/L
5S2 Diablo Creek Weir(294079001) - DW	12-Jan-12	Iron-55	4.27E+01	1.18E+02	8.67E+01	pCi/L
5S2 Diablo Creek Weir(295701001) - DW	7-Feb-12	Iron-55	8.36E+01	1.30E+02	9.58E+01	pCi/L
5S2 Diablo Creek Weir(297253003) - DW	6-Mar-12	Iron-55	-1.25E+02	1.72E+02	1.24E+02	pCi/L
5S2 Diablo Creek Weir(302541001) - DW	10-Apr-12	Iron-55	-7.90E+01	1.50E+02	9.94E+01	pCi/L
5S2 Diablo Creek Weir(304464001) - DW	14-May-12	Iron-55	3.18E+01	1.35E+02	9.57E+01	pCi/L
5S2 Diablo Creek Weir(305650001) - DW	5-Jun-12	Iron-55	-7.26E+01	1.54E+02	1.05E+02	pCi/L
5S2 Diablo Creek Weir(308586004) - DW	24-Jul-12	Iron-55	2.11E+01	1.42E+02	9.94E+01	pCi/L
5S2 Diablo Creek Weir(309382003) - DW	7-Aug-12	Iron-55	-1.20E+01	8.44E+01	5.70E+01	pCi/L
5S2 Diablo Creek Weir(311199003) - DW	11-Sep-12	Iron-55	1.64E+01	1.29E+02	9.07E+01	pCi/L
5S2 Diablo Creek Weir(313397001) - DW	15-Oct-12	Iron-55	-1.03E+02	1.64E+02	1.11E+02	pCi/L
5S2 Diablo Creek Weir(314899001) - DW	8-Nov-12	Iron-55	-6.78E+01	1.04E+02	6.80E+01	pCi/L
5S2 Diablo Creek Weir(316861001) - DW	13-Dec-12	Iron-55	9.39E+01	1.40E+02	1.02E+02	pCi/L
5S2 Diablo Creek Weir(294079001) - DW	12-Jan-12	Iron-59	-1.50E+00	3.20E+00	2.15E+00	pCi/L
5S2 Diablo Creek Weir(295701001) - DW	7-Feb-12	Iron-59	-1.01E+00	3.30E+00	2.06E+00	pCi/L
5S2 Diablo Creek Weir(297253003) - DW	6-Mar-12	Iron-59	7.33E-01	3.43E+00	2.02E+00	pCi/L
5S2 Diablo Creek Weir(302541001) - DW	10-Apr-12	Iron-59	2.11E+00	4.27E+00	2.58E+00	pCi/L
5S2 Diablo Creek Weir(304464001) - DW	14-May-12	Iron-59	-1.18E+00	3.40E+00	2.23E+00	pCi/L
5S2 Diablo Creek Weir(305650001) - DW	5-Jun-12	Iron-59	3.80E-01	4.59E+00	2.75E+00	pCi/L
5S2 Diablo Creek Weir(308586004) - DW	24-Jul-12	Iron-59	8.24E-01	3.15E+00	1.88E+00	pCi/L
5S2 Diablo Creek Weir(309382003) - DW	7-Aug-12	Iron-59	2.03E+00	4.27E+00	2.59E+00	pCi/L
5S2 Diablo Creek Weir(311199003) - DW	11-Sep-12	Iron-59	-3.62E-01	3.42E+00	2.11E+00	pCi/L
5S2 Diablo Creek Weir(313397001) - DW	15-Oct-12	Iron-59	-3.90E-01	2.82E+00	1.73E+00	pCi/L

2012 DCP Analysis Results Appendix C

5S2 Diablo Creek Weir(314899001) - DW	8-Nov-12	Iron-59	6.02E-01	3.08E+00	1.83E+00	pCi/L
5S2 Diablo Creek Weir(316861001) - DW	13-Dec-12	Iron-59	1.11E+00	3.38E+00	1.98E+00	pCi/L
5S2 Diablo Creek Weir(294079001) - DW	12-Jan-12	Lanthanum-140	1.63E-01	2.73E+00	1.60E+00	pCi/L
5S2 Diablo Creek Weir(295701001) - DW	7-Feb-12	Lanthanum-140	3.53E-01	2.62E+00	1.55E+00	pCi/L
5S2 Diablo Creek Weir(297253003) - DW	6-Mar-12	Lanthanum-140	-1.87E-01	2.36E+00	1.40E+00	pCi/L
5S2 Diablo Creek Weir(302541001) - DW	10-Apr-12	Lanthanum-140	-2.35E-01	2.77E+00	1.65E+00	pCi/L
5S2 Diablo Creek Weir(304464001) - DW	14-May-12	Lanthanum-140	-6.50E-01	2.39E+00	1.52E+00	pCi/L
5S2 Diablo Creek Weir(305650001) - DW	5-Jun-12	Lanthanum-140	6.74E-02	3.16E+00	1.88E+00	pCi/L
5S2 Diablo Creek Weir(308586004) - DW	24-Jul-12	Lanthanum-140	-8.03E-01	2.01E+00	1.32E+00	pCi/L
5S2 Diablo Creek Weir(309382003) - DW	7-Aug-12	Lanthanum-140	-5.75E-01	3.94E+00	2.44E+00	pCi/L
5S2 Diablo Creek Weir(311199003) - DW	11-Sep-12	Lanthanum-140	-1.11E+00	2.08E+00	1.46E+00	pCi/L
5S2 Diablo Creek Weir(313397001) - DW	15-Oct-12	Lanthanum-140	3.09E-01	2.20E+00	1.27E+00	pCi/L
5S2 Diablo Creek Weir(314899001) - DW	8-Nov-12	Lanthanum-140	-3.93E-01	2.40E+00	1.48E+00	pCi/L
5S2 Diablo Creek Weir(316861001) - DW	13-Dec-12	Lanthanum-140	8.87E-02	2.83E+00	1.70E+00	pCi/L
5S2 Diablo Creek Weir(294079001) - DW	12-Jan-12	Manganese-54	2.93E-01	1.64E+00	9.52E-01	pCi/L
5S2 Diablo Creek Weir(295701001) - DW	7-Feb-12	Manganese-54	-1.22E-01	1.68E+00	1.02E+00	pCi/L
5S2 Diablo Creek Weir(297253003) - DW	6-Mar-12	Manganese-54	5.17E-01	1.79E+00	1.04E+00	pCi/L
5S2 Diablo Creek Weir(302541001) - DW	10-Apr-12	Manganese-54	-3.92E-01	1.97E+00	1.23E+00	pCi/L
5S2 Diablo Creek Weir(304464001) - DW	14-May-12	Manganese-54	3.58E-01	1.95E+00	1.15E+00	pCi/L
5S2 Diablo Creek Weir(305650001) - DW	5-Jun-12	Manganese-54	1.80E-01	2.20E+00	1.29E+00	pCi/L
5S2 Diablo Creek Weir(308586004) - DW	24-Jul-12	Manganese-54	8.27E-02	1.43E+00	8.44E-01	pCi/L
5S2 Diablo Creek Weir(309382003) - DW	7-Aug-12	Manganese-54	3.90E-01	1.91E+00	1.13E+00	pCi/L
5S2 Diablo Creek Weir(311199003) - DW	11-Sep-12	Manganese-54	-2.01E-02	1.63E+00	9.71E-01	pCi/L
5S2 Diablo Creek Weir(313397001) - DW	15-Oct-12	Manganese-54	-6.65E-02	1.44E+00	8.52E-01	pCi/L
5S2 Diablo Creek Weir(314899001) - DW	8-Nov-12	Manganese-54	-1.59E-01	1.56E+00	9.36E-01	pCi/L
5S2 Diablo Creek Weir(316861001) - DW	13-Dec-12	Manganese-54	-6.06E-01	1.54E+00	1.00E+00	pCi/L
5S2 Diablo Creek Weir(294079001) - DW	12-Jan-12	Nickel-63	-9.75E+00	3.02E+01	1.78E+01	pCi/L
5S2 Diablo Creek Weir(295701001) - DW	7-Feb-12	Nickel-63	-8.24E+00	3.59E+01	2.12E+01	pCi/L
5S2 Diablo Creek Weir(297253003) - DW	6-Mar-12	Nickel-63	-2.68E+01	3.96E+01	2.31E+01	pCi/L
5S2 Diablo Creek Weir(302541001) - DW	10-Apr-12	Nickel-63	1.93E+01	3.52E+01	2.17E+01	pCi/L
5S2 Diablo Creek Weir(304464001) - DW	14-May-12	Nickel-63	-3.93E+00	2.05E+01	1.22E+01	pCi/L
5S2 Diablo Creek Weir(305650001) - DW	5-Jun-12	Nickel-63	5.18E+00	2.60E+01	1.57E+01	pCi/L
5S2 Diablo Creek Weir(308586004) - DW	24-Jul-12	Nickel-63	7.39E+00	3.40E+01	2.04E+01	pCi/L
5S2 Diablo Creek Weir(309382003) - DW	7-Aug-12	Nickel-63	5.99E+00	3.37E+01	2.03E+01	pCi/L
5S2 Diablo Creek Weir(311199003) - DW	11-Sep-12	Nickel-63	-1.92E+01	3.40E+01	1.97E+01	pCi/L
5S2 Diablo Creek Weir(313397001) - DW	15-Oct-12	Nickel-63	1.84E+01	3.14E+01	1.94E+01	pCi/L
5S2 Diablo Creek Weir(314899001) - DW	8-Nov-12	Nickel-63	-4.91E+00	3.48E+01	2.06E+01	pCi/L
5S2 Diablo Creek Weir(316861001) - DW	13-Dec-12	Nickel-63	2.09E-01	2.97E+01	1.77E+01	pCi/L
5S2 Diablo Creek Weir(294079001) - DW	12-Jan-12	Niobium-95	5.67E-01	1.74E+00	1.01E+00	pCi/L
5S2 Diablo Creek Weir(295701001) - DW	7-Feb-12	Niobium-95	9.04E-01	1.88E+00	1.15E+00	pCi/L
5S2 Diablo Creek Weir(297253003) - DW	6-Mar-12	Niobium-95	-3.74E-01	1.73E+00	1.08E+00	pCi/L
5S2 Diablo Creek Weir(302541001) - DW	10-Apr-12	Niobium-95	1.06E+00	2.12E+00	1.31E+00	pCi/L
5S2 Diablo Creek Weir(304464001) - DW	14-May-12	Niobium-95	1.14E+00	2.03E+00	1.25E+00	pCi/L
5S2 Diablo Creek Weir(305650001) - DW	5-Jun-12	Niobium-95	-2.93E-01	2.11E+00	1.26E+00	pCi/L

2012 DCPD Analysis Results Appendix C

5S2 Diablo Creek Weir(308586004) - DW	24-Jul-12	Niobium-95	2.99E-01	1.53E+00	8.92E-01	pCi/L
5S2 Diablo Creek Weir(309382003) - DW	7-Aug-12	Niobium-95	1.54E+00	1.91E+00	1.44E+00	pCi/L
5S2 Diablo Creek Weir(311199003) - DW	11-Sep-12	Niobium-95	6.38E-01	1.69E+00	1.01E+00	pCi/L
5S2 Diablo Creek Weir(313397001) - DW	15-Oct-12	Niobium-95	-3.24E-01	1.41E+00	8.59E-01	pCi/L
5S2 Diablo Creek Weir(314899001) - DW	8-Nov-12	Niobium-95	1.16E+00	1.82E+00	1.13E+00	pCi/L
5S2 Diablo Creek Weir(316861001) - DW	13-Dec-12	Niobium-95	1.51E+00	1.86E+00	1.24E+00	pCi/L
5S2 Diablo Creek Weir(294079001) - DW	12-Jan-12	Total Strontium	-2.61E-01	7.11E-01	3.91E-01	pCi/L
5S2 Diablo Creek Weir(295701001) - DW	7-Feb-12	Total Strontium	9.10E-02	2.45E-01	1.50E-01	pCi/L
5S2 Diablo Creek Weir(297253003) - DW	6-Mar-12	Total Strontium	5.02E-02	2.09E-01	1.27E-01	pCi/L
5S2 Diablo Creek Weir(302541001) - DW	10-Apr-12	Total Strontium	-1.50E-01	2.78E-01	1.62E-01	pCi/L
5S2 Diablo Creek Weir(304464001) - DW	14-May-12	Total Strontium	1.68E-02	2.76E-01	1.65E-01	pCi/L
5S2 Diablo Creek Weir(305650001) - DW	5-Jun-12	Total Strontium	1.86E-01	3.87E-01	2.39E-01	pCi/L
5S2 Diablo Creek Weir(308586004) - DW	24-Jul-12	Total Strontium	-5.74E-04	1.24E-01	7.38E-02	pCi/L
5S2 Diablo Creek Weir(309382003) - DW	7-Aug-12	Total Strontium	-1.03E-01	1.27E-01	7.05E-02	pCi/L
5S2 Diablo Creek Weir(311199003) - DW	11-Sep-12	Total Strontium	5.14E-02	2.13E-01	1.29E-01	pCi/L
5S2 Diablo Creek Weir(313397001) - DW	15-Oct-12	Total Strontium	1.63E-02	9.49E-02	5.74E-02	pCi/L
5S2 Diablo Creek Weir(314899001) - DW	8-Nov-12	Total Strontium	-6.02E-02	1.55E-01	9.04E-02	pCi/L
5S2 Diablo Creek Weir(316861001) - DW	13-Dec-12	Total Strontium	2.46E-02	2.31E-01	1.39E-01	pCi/L
5S2 Diablo Creek Weir(294079001) - DW	12-Jan-12	Tritium	1.47E+02	2.31E+02	1.47E+02	pCi/L
5S2 Diablo Creek Weir(295701001) - DW	7-Feb-12	Tritium	5.83E+01	2.14E+02	1.30E+02	pCi/L
5S2 Diablo Creek Weir(297253003) - DW	6-Mar-12	Tritium	-7.79E+01	2.56E+02	1.49E+02	pCi/L
5S2 Diablo Creek Weir(302541001) - DW	10-Apr-12	Tritium	-4.94E+00	2.14E+02	1.27E+02	pCi/L
5S2 Diablo Creek Weir(304464001) - DW	14-May-12	Tritium	-2.28E+00	2.78E+02	1.65E+02	pCi/L
5S2 Diablo Creek Weir(305650001) - DW	5-Jun-12	Tritium	3.49E+01	2.85E+02	1.71E+02	pCi/L
5S2 Diablo Creek Weir(308586004) - DW	24-Jul-12	Tritium	-6.56E+01	3.02E+02	1.77E+02	pCi/L
5S2 Diablo Creek Weir(309382003) - DW	7-Aug-12	Tritium	-1.62E+02	2.61E+02	1.47E+02	pCi/L
5S2 Diablo Creek Weir(311199003) - DW	11-Sep-12	Tritium	5.09E+01	2.40E+02	1.46E+02	pCi/L
5S2 Diablo Creek Weir(313397001) - DW	15-Oct-12	Tritium	-7.66E+01	1.25E+02	6.87E+01	pCi/L
5S2 Diablo Creek Weir(314899001) - DW	8-Nov-12	Tritium	6.07E+01	2.20E+02	1.35E+02	pCi/L
5S2 Diablo Creek Weir(316861001) - DW	13-Dec-12	Tritium	-4.10E+01	2.23E+02	1.31E+02	pCi/L
5S2 Diablo Creek Weir(294079001) - DW	12-Jan-12	Zinc-65	-9.64E-01	3.59E+00	2.27E+00	pCi/L
5S2 Diablo Creek Weir(295701001) - DW	7-Feb-12	Zinc-65	-6.75E-01	3.48E+00	2.11E+00	pCi/L
5S2 Diablo Creek Weir(297253003) - DW	6-Mar-12	Zinc-65	7.68E-01	3.58E+00	2.43E+00	pCi/L
5S2 Diablo Creek Weir(302541001) - DW	10-Apr-12	Zinc-65	-7.61E-01	4.17E+00	2.97E+00	pCi/L
5S2 Diablo Creek Weir(304464001) - DW	14-May-12	Zinc-65	-2.64E+00	3.52E+00	2.67E+00	pCi/L
5S2 Diablo Creek Weir(305650001) - DW	5-Jun-12	Zinc-65	-3.93E-01	4.66E+00	2.86E+00	pCi/L
5S2 Diablo Creek Weir(308586004) - DW	24-Jul-12	Zinc-65	-1.95E+00	3.02E+00	2.18E+00	pCi/L
5S2 Diablo Creek Weir(309382003) - DW	7-Aug-12	Zinc-65	-3.73E+00	4.26E+00	3.38E+00	pCi/L
5S2 Diablo Creek Weir(311199003) - DW	11-Sep-12	Zinc-65	-2.65E-01	3.63E+00	2.23E+00	pCi/L
5S2 Diablo Creek Weir(313397001) - DW	15-Oct-12	Zinc-65	-1.09E+00	3.02E+00	1.97E+00	pCi/L
5S2 Diablo Creek Weir(314899001) - DW	8-Nov-12	Zinc-65	-8.73E-01	3.36E+00	2.15E+00	pCi/L
5S2 Diablo Creek Weir(316861001) - DW	13-Dec-12	Zinc-65	3.81E-01	3.38E+00	1.96E+00	pCi/L
5S2 Diablo Creek Weir(294079001) - DW	12-Jan-12	Zirconium-95	-8.81E-01	2.71E+00	1.68E+00	pCi/L
5S2 Diablo Creek Weir(295701001) - DW	7-Feb-12	Zirconium-95	-5.20E-01	3.01E+00	1.84E+00	pCi/L

2012 DCPD Analysis Results Appendix C

5S2 Diablo Creek Weir(297253003) - DW	6-Mar-12	Zirconium-95	-1.13E+00	2.96E+00	1.93E+00	pCi/L
5S2 Diablo Creek Weir(302541001) - DW	10-Apr-12	Zirconium-95	-1.00E+00	3.48E+00	2.20E+00	pCi/L
5S2 Diablo Creek Weir(304464001) - DW	14-May-12	Zirconium-95	-5.02E-01	3.18E+00	1.93E+00	pCi/L
5S2 Diablo Creek Weir(305650001) - DW	5-Jun-12	Zirconium-95	1.91E+00	4.14E+00	2.46E+00	pCi/L
5S2 Diablo Creek Weir(308586004) - DW	24-Jul-12	Zirconium-95	-2.85E-01	2.75E+00	1.64E+00	pCi/L
5S2 Diablo Creek Weir(309382003) - DW	7-Aug-12	Zirconium-95	1.57E+00	3.55E+00	2.11E+00	pCi/L
5S2 Diablo Creek Weir(311199003) - DW	11-Sep-12	Zirconium-95	7.33E-01	2.87E+00	1.68E+00	pCi/L
5S2 Diablo Creek Weir(313397001) - DW	15-Oct-12	Zirconium-95	2.64E-02	2.49E+00	1.45E+00	pCi/L
5S2 Diablo Creek Weir(314899001) - DW	8-Nov-12	Zirconium-95	5.97E-02	2.74E+00	1.61E+00	pCi/L
5S2 Diablo Creek Weir(316861001) - DW	13-Dec-12	Zirconium-95	2.31E-01	2.96E+00	1.76E+00	pCi/L

6C1 Household Garden - Vegetation

Sample Name	Date Collected	Nuclide	Result	MDC	2 Sigma TPU	Units
6C1 Household Garden(295596005) - VG Brdleaf	6-Feb-12	Beryllium-7	8.61E+02	9.07E+01	1.41E+02	pCi/kg
6C1 Household Garden(302545001) - VG Brdleaf	10-Apr-12	Beryllium-7	8.45E+02	7.54E+01	1.30E+02	pCi/kg
6C1 Household Garden(310383004) - VG Brdleaf	23-Aug-12	Beryllium-7	2.04E+02	6.47E+01	6.98E+01	pCi/kg
6C1 Household Garden(314488001) - VG Brdleaf	30-Oct-12	Beryllium-7	3.86E+02	1.05E+02	1.36E+02	pCi/kg
6C1 Household Garden(295596005) - VG Brdleaf	6-Feb-12	Cesium-134	1.48E+01	1.73E+01	1.32E+01	pCi/kg
6C1 Household Garden(302545001) - VG Brdleaf	10-Apr-12	Cesium-134	7.13E+00	1.24E+01	7.60E+00	pCi/kg
6C1 Household Garden(310383004) - VG Brdleaf	23-Aug-12	Cesium-134	7.57E+00	1.07E+01	6.90E+00	pCi/kg
6C1 Household Garden(314488001) - VG Brdleaf	30-Oct-12	Cesium-134	3.86E-01	1.34E+01	7.98E+00	pCi/kg
6C1 Household Garden(295596005) - VG Brdleaf	6-Feb-12	Cesium-137	2.47E+01	1.17E+01	1.27E+01	pCi/kg
6C1 Household Garden(302545001) - VG Brdleaf	10-Apr-12	Cesium-137	3.59E+00	1.03E+01	6.09E+00	pCi/kg
6C1 Household Garden(310383004) - VG Brdleaf	23-Aug-12	Cesium-137	1.85E+00	8.88E+00	5.26E+00	pCi/kg
6C1 Household Garden(314488001) - VG Brdleaf	30-Oct-12	Cesium-137	9.04E+00	1.45E+01	8.88E+00	pCi/kg
6C1 Household Garden(295596005) - VG Brdleaf	6-Feb-12	Iodine-131	-7.71E-01	1.49E+01	8.78E+00	pCi/kg
6C1 Household Garden(302545001) - VG Brdleaf	10-Apr-12	Iodine-131	5.94E+00	1.47E+01	8.97E+00	pCi/kg
6C1 Household Garden(310383004) - VG Brdleaf	23-Aug-12	Iodine-131	3.99E+00	1.35E+01	8.18E+00	pCi/kg
6C1 Household Garden(314488001) - VG Brdleaf	30-Oct-12	Iodine-131	4.88E+00	2.03E+01	1.20E+01	pCi/kg
6C1 Household Garden(295596005) - VG Brdleaf	6-Feb-12	Potassium-40	4.37E+03	1.01E+02	4.68E+02	pCi/kg
6C1 Household Garden(302545001) - VG Brdleaf	10-Apr-12	Potassium-40	4.22E+03	8.45E+01	4.45E+02	pCi/kg
6C1 Household Garden(310383004) - VG Brdleaf	23-Aug-12	Potassium-40	4.40E+03	7.93E+01	4.33E+02	pCi/kg
6C1 Household Garden(314488001) - VG Brdleaf	30-Oct-12	Potassium-40	4.07E+03	1.25E+02	4.77E+02	pCi/kg

7C1 Pecho Creek Ruins - Vegetation

Sample Name	Date Collected	Nuclide	Result	MDC	2 Sigma TPU	Units
7C1 Pecho Creek Ruins(293819003) - VG Brdleaf	9-Jan-12	Beryllium-7	6.79E+02	1.38E+02	1.42E+02	pCi/kg
7C1 Pecho Creek Ruins(295596003) - VG Brdleaf	6-Feb-12	Beryllium-7	4.15E+02	7.05E+01	1.00E+02	pCi/kg
7C1 Pecho Creek Ruins(297176003) - VG Brdleaf	5-Mar-12	Beryllium-7	6.08E+02	8.52E+01	1.23E+02	pCi/kg
7C1 Pecho Creek Ruins(301044003) - VG Brdleaf	3-Apr-12	Beryllium-7	6.64E+02	7.20E+01	1.07E+02	pCi/kg
7C1 Pecho Creek Ruins(304044003) - VG Brdleaf	7-May-12	Beryllium-7	8.72E+02	8.81E+01	1.19E+02	pCi/kg
7C1 Pecho Creek Ruins(309271003) - VG Brdleaf	6-Aug-12	Beryllium-7	4.26E+02	1.10E+02	1.10E+02	pCi/kg
7C1 Pecho Creek Ruins(311498003) - VG Brdleaf	17-Sep-12	Beryllium-7	4.01E+02	9.56E+01	1.28E+02	pCi/kg
7C1 Pecho Creek Ruins(315665003) - VG Brdleaf	19-Nov-12	Beryllium-7	8.79E+02	9.49E+01	1.42E+02	pCi/kg

2012 DCPD Analysis Results Appendix C

7C1 Pecho Creek Ruins(316659003) - VG Brdleaf	10-Dec-12	Beryllium-7	1.56E+03	1.13E+02	2.09E+02	pCi/kg
7C1 Pecho Creek Ruins(293819003) - VG Brdleaf	9-Jan-12	Cesium-134	8.02E+00	2.11E+01	1.27E+01	pCi/kg
7C1 Pecho Creek Ruins(295596003) - VG Brdleaf	6-Feb-12	Cesium-134	4.54E+00	1.08E+01	6.55E+00	pCi/kg
7C1 Pecho Creek Ruins(297176003) - VG Brdleaf	5-Mar-12	Cesium-134	5.39E-01	1.30E+01	7.73E+00	pCi/kg
7C1 Pecho Creek Ruins(301044003) - VG Brdleaf	3-Apr-12	Cesium-134	-3.89E-01	1.06E+01	6.40E+00	pCi/kg
7C1 Pecho Creek Ruins(304044003) - VG Brdleaf	7-May-12	Cesium-134	-4.75E+00	1.35E+01	8.45E+00	pCi/kg
7C1 Pecho Creek Ruins(306060003) - VG Brdleaf	12-Jun-12	Cesium-134	-7.66E-01	7.77E+00	4.68E+00	pCi/kg
7C1 Pecho Creek Ruins(308586002) - VG Brdleaf	24-Jul-12	Cesium-134	-2.13E+00	1.25E+01	7.63E+00	pCi/kg
7C1 Pecho Creek Ruins(309271003) - VG Brdleaf	6-Aug-12	Cesium-134	-2.21E+00	1.66E+01	9.91E+00	pCi/kg
7C1 Pecho Creek Ruins(311498003) - VG Brdleaf	17-Sep-12	Cesium-134	-1.12E-02	1.65E+01	9.67E+00	pCi/kg
7C1 Pecho Creek Ruins(312986003) - VG Brdleaf	9-Oct-12	Cesium-134	7.03E+00	2.37E+01	1.41E+01	pCi/kg
7C1 Pecho Creek Ruins(315665003) - VG Brdleaf	19-Nov-12	Cesium-134	2.67E+00	1.39E+01	8.06E+00	pCi/kg
7C1 Pecho Creek Ruins(316659003) - VG Brdleaf	10-Dec-12	Cesium-134	5.44E+00	1.84E+01	1.07E+01	pCi/kg
7C1 Pecho Creek Ruins(293819003) - VG Brdleaf	9-Jan-12	Cesium-137	1.61E+01	1.94E+01	1.29E+01	pCi/kg
7C1 Pecho Creek Ruins(295596003) - VG Brdleaf	6-Feb-12	Cesium-137	4.82E-02	9.12E+00	5.43E+00	pCi/kg
7C1 Pecho Creek Ruins(297176003) - VG Brdleaf	5-Mar-12	Cesium-137	-6.13E+00	1.28E+01	9.47E+00	pCi/kg
7C1 Pecho Creek Ruins(301044003) - VG Brdleaf	3-Apr-12	Cesium-137	1.85E+00	1.10E+01	7.79E+00	pCi/kg
7C1 Pecho Creek Ruins(304044003) - VG Brdleaf	7-May-12	Cesium-137	2.55E+00	1.12E+01	6.77E+00	pCi/kg
7C1 Pecho Creek Ruins(306060003) - VG Brdleaf	12-Jun-12	Cesium-137	7.98E-01	6.72E+00	3.91E+00	pCi/kg
7C1 Pecho Creek Ruins(308586002) - VG Brdleaf	24-Jul-12	Cesium-137	2.67E-01	1.27E+01	8.84E+00	pCi/kg
7C1 Pecho Creek Ruins(309271003) - VG Brdleaf	6-Aug-12	Cesium-137	-4.24E+00	1.24E+01	8.03E+00	pCi/kg
7C1 Pecho Creek Ruins(311498003) - VG Brdleaf	17-Sep-12	Cesium-137	-1.04E+00	1.37E+01	8.50E+00	pCi/kg
7C1 Pecho Creek Ruins(312986003) - VG Brdleaf	9-Oct-12	Cesium-137	5.89E+00	1.98E+01	1.17E+01	pCi/kg
7C1 Pecho Creek Ruins(315665003) - VG Brdleaf	19-Nov-12	Cesium-137	-3.86E-02	1.26E+01	7.32E+00	pCi/kg
7C1 Pecho Creek Ruins(316659003) - VG Brdleaf	10-Dec-12	Cesium-137	1.35E+01	1.75E+01	1.15E+01	pCi/kg
7C1 Pecho Creek Ruins(293819003) - VG Brdleaf	9-Jan-12	Iodine-131	-3.15E+00	2.36E+01	1.45E+01	pCi/kg
7C1 Pecho Creek Ruins(295596003) - VG Brdleaf	6-Feb-12	Iodine-131	3.63E+00	1.25E+01	7.62E+00	pCi/kg
7C1 Pecho Creek Ruins(297176003) - VG Brdleaf	5-Mar-12	Iodine-131	-1.10E-01	1.79E+01	1.07E+01	pCi/kg
7C1 Pecho Creek Ruins(301044003) - VG Brdleaf	3-Apr-12	Iodine-131	-9.02E-01	1.44E+01	8.65E+00	pCi/kg
7C1 Pecho Creek Ruins(304044003) - VG Brdleaf	7-May-12	Iodine-131	8.02E+00	1.47E+01	9.10E+00	pCi/kg
7C1 Pecho Creek Ruins(306060003) - VG Brdleaf	12-Jun-12	Iodine-131	-1.82E+00	1.02E+01	6.22E+00	pCi/kg
7C1 Pecho Creek Ruins(308586002) - VG Brdleaf	24-Jul-12	Iodine-131	2.35E+00	1.66E+01	9.78E+00	pCi/kg
7C1 Pecho Creek Ruins(309271003) - VG Brdleaf	6-Aug-12	Iodine-131	-3.42E+00	2.47E+01	1.47E+01	pCi/kg
7C1 Pecho Creek Ruins(311498003) - VG Brdleaf	17-Sep-12	Iodine-131	6.44E+00	1.60E+01	9.53E+00	pCi/kg
7C1 Pecho Creek Ruins(312986003) - VG Brdleaf	9-Oct-12	Iodine-131	-1.04E+00	1.99E+01	1.21E+01	pCi/kg
7C1 Pecho Creek Ruins(315665003) - VG Brdleaf	19-Nov-12	Iodine-131	-5.07E+00	1.56E+01	9.70E+00	pCi/kg
7C1 Pecho Creek Ruins(316659003) - VG Brdleaf	10-Dec-12	Iodine-131	-2.16E+00	1.97E+01	1.16E+01	pCi/kg
7C1 Pecho Creek Ruins(293819003) - VG Brdleaf	9-Jan-12	Potassium-40	6.99E+03	1.52E+02	7.42E+02	pCi/kg
7C1 Pecho Creek Ruins(295596003) - VG Brdleaf	6-Feb-12	Potassium-40	5.67E+03	8.78E+01	5.54E+02	pCi/kg
7C1 Pecho Creek Ruins(297176003) - VG Brdleaf	5-Mar-12	Potassium-40	6.99E+03	1.06E+02	6.89E+02	pCi/kg
7C1 Pecho Creek Ruins(301044003) - VG Brdleaf	3-Apr-12	Potassium-40	4.85E+03	1.03E+02	4.89E+02	pCi/kg
7C1 Pecho Creek Ruins(304044003) - VG Brdleaf	7-May-12	Potassium-40	8.17E+03	8.39E+01	7.53E+02	pCi/kg
7C1 Pecho Creek Ruins(306060003) - VG Brdleaf	12-Jun-12	Potassium-40	4.85E+03	5.67E+01	4.56E+02	pCi/kg
7C1 Pecho Creek Ruins(308586002) - VG Brdleaf	24-Jul-12	Potassium-40	7.09E+03	8.94E+01	6.69E+02	pCi/kg

2012 DCPD Analysis Results Appendix C

7C1 Pecho Creek Ruins(309271003) - VG Brdleaf	6-Aug-12	Potassium-40	7.56E+03	1.22E+02	7.19E+02	pCi/kg
7C1 Pecho Creek Ruins(311498003) - VG Brdleaf	17-Sep-12	Potassium-40	7.12E+03	1.20E+02	3.92E+02	pCi/kg
7C1 Pecho Creek Ruins(312986003) - VG Brdleaf	9-Oct-12	Potassium-40	8.95E+03	1.73E+02	8.87E+02	pCi/kg
7C1 Pecho Creek Ruins(315665003) - VG Brdleaf	19-Nov-12	Potassium-40	6.64E+03	1.32E+02	6.69E+02	pCi/kg
7C1 Pecho Creek Ruins(316659003) - VG Brdleaf	10-Dec-12	Potassium-40	5.90E+03	1.60E+02	6.26E+02	pCi/kg

7C2 Rattlesnake Canyon - Aquatic Vegetation Algae

Sample Name	Date Collected	Nuclide	Result	MDC	2 Sigma TPU	Units
7C2 Rattlesnake Canyon(296446006) - AV Algae	16-Feb-12	Cesium-134	-1.72E+00	1.62E+01	9.91E+00	pCi/kg
7C2 Rattlesnake Canyon(304470005) - AV Algae	9-May-12	Cesium-134	2.69E+00	1.66E+01	9.64E+00	pCi/kg
7C2 Rattlesnake Canyon(311499002) - AV Algae	13-Sep-12	Cesium-134	-3.81E+00	1.11E+01	7.19E+00	pCi/kg
7C2 Rattlesnake Canyon(315424004) - AV Algae	13-Nov-12	Cesium-134	1.13E+00	7.91E+00	4.69E+00	pCi/kg
7C2 Rattlesnake Canyon(296446006) - AV Algae	16-Feb-12	Cesium-137	6.02E+00	1.41E+01	8.17E+00	pCi/kg
7C2 Rattlesnake Canyon(304470005) - AV Algae	9-May-12	Cesium-137	1.03E+01	1.58E+01	9.68E+00	pCi/kg
7C2 Rattlesnake Canyon(311499002) - AV Algae	13-Sep-12	Cesium-137	-2.08E+00	9.78E+00	6.04E+00	pCi/kg
7C2 Rattlesnake Canyon(315424004) - AV Algae	13-Nov-12	Cesium-137	-5.21E-01	7.16E+00	4.29E+00	pCi/kg
7C2 Rattlesnake Canyon(296446006) - AV Algae	16-Feb-12	Cobalt-58	1.78E+00	1.41E+01	8.26E+00	pCi/kg
7C2 Rattlesnake Canyon(304470005) - AV Algae	9-May-12	Cobalt-58	-1.91E+00	1.27E+01	7.84E+00	pCi/kg
7C2 Rattlesnake Canyon(311499002) - AV Algae	13-Sep-12	Cobalt-58	-1.63E+00	1.09E+01	6.72E+00	pCi/kg
7C2 Rattlesnake Canyon(315424004) - AV Algae	13-Nov-12	Cobalt-58	-6.12E-01	6.47E+00	3.98E+00	pCi/kg
7C2 Rattlesnake Canyon(296446006) - AV Algae	16-Feb-12	Cobalt-60	2.64E+00	1.48E+01	8.44E+00	pCi/kg
7C2 Rattlesnake Canyon(304470005) - AV Algae	9-May-12	Cobalt-60	7.70E+00	1.80E+01	1.04E+01	pCi/kg
7C2 Rattlesnake Canyon(311499002) - AV Algae	13-Sep-12	Cobalt-60	1.71E+00	1.20E+01	6.93E+00	pCi/kg
7C2 Rattlesnake Canyon(315424004) - AV Algae	13-Nov-12	Cobalt-60	1.54E+00	8.68E+00	5.11E+00	pCi/kg
7C2 Rattlesnake Canyon(296446006) - AV Algae	16-Feb-12	Potassium-40	5.33E+03	1.08E+02	5.95E+02	pCi/kg
7C2 Rattlesnake Canyon(304470005) - AV Algae	9-May-12	Potassium-40	3.51E+03	1.27E+02	4.35E+02	pCi/kg
7C2 Rattlesnake Canyon(311499002) - AV Algae	13-Sep-12	Potassium-40	3.67E+03	9.03E+01	3.96E+02	pCi/kg
7C2 Rattlesnake Canyon(315424004) - AV Algae	13-Nov-12	Potassium-40	1.83E+03	6.66E+01	2.26E+02	pCi/kg

7C2 Rattlesnake Canyon - Aquatic Vegetation Kelp

Sample Name	Date Collected	Nuclide	Result	MDC	2 Sigma TPU	Units
7C2 Rattlesnake Canyon(294535002) - AV Kelp	17-Jan-12	Cesium-134	-1.65E+00	1.59E+01	9.68E+00	pCi/kg
7C2 Rattlesnake Canyon(303292002) - AV Kelp	23-Apr-12	Cesium-134	2.05E+00	1.39E+01	8.28E+00	pCi/kg
7C2 Rattlesnake Canyon(308582002) - AV Kelp	12-Jul-12	Cesium-134	-8.93E-01	1.17E+01	7.07E+00	pCi/kg
7C2 Rattlesnake Canyon(311198001) - AV Kelp	10-Sep-12	Cesium-134	-4.76E+00	1.24E+01	8.02E+00	pCi/kg
7C2 Rattlesnake Canyon(313869002) - AV Kelp	18-Oct-12	Cesium-134	-5.68E+00	1.24E+01	8.11E+00	pCi/kg
7C2 Rattlesnake Canyon(294535002) - AV Kelp	17-Jan-12	Cesium-137	-5.68E+00	1.54E+01	1.01E+01	pCi/kg
7C2 Rattlesnake Canyon(303292002) - AV Kelp	23-Apr-12	Cesium-137	8.44E+00	1.19E+01	7.53E+00	pCi/kg
7C2 Rattlesnake Canyon(308582002) - AV Kelp	12-Jul-12	Cesium-137	-1.20E+00	9.58E+00	5.75E+00	pCi/kg
7C2 Rattlesnake Canyon(311198001) - AV Kelp	10-Sep-12	Cesium-137	-1.29E+00	9.46E+00	5.68E+00	pCi/kg
7C2 Rattlesnake Canyon(313869002) - AV Kelp	18-Oct-12	Cesium-137	5.44E-01	1.17E+01	7.10E+00	pCi/kg
7C2 Rattlesnake Canyon(294535002) - AV Kelp	17-Jan-12	Cobalt-58	4.94E-01	1.48E+01	8.86E+00	pCi/kg
7C2 Rattlesnake Canyon(303292002) - AV Kelp	23-Apr-12	Cobalt-58	1.08E+00	1.18E+01	7.06E+00	pCi/kg
7C2 Rattlesnake Canyon(308582002) - AV Kelp	12-Jul-12	Cobalt-58	-2.72E+00	1.04E+01	6.58E+00	pCi/kg

2012 DCPD Analysis Results Appendix C

7C2 Rattlesnake Canyon(311198001) - AV Kelp	10-Sep-12	Cobalt-58	-4.94E+00	1.09E+01	7.25E+00	pCi/kg
7C2 Rattlesnake Canyon(313869002) - AV Kelp	18-Oct-12	Cobalt-58	2.07E+00	1.35E+01	7.80E+00	pCi/kg
7C2 Rattlesnake Canyon(294535002) - AV Kelp	17-Jan-12	Cobalt-60	1.14E+00	1.57E+01	9.24E+00	pCi/kg
7C2 Rattlesnake Canyon(303292002) - AV Kelp	23-Apr-12	Cobalt-60	-2.13E+00	1.42E+01	8.75E+00	pCi/kg
7C2 Rattlesnake Canyon(308582002) - AV Kelp	12-Jul-12	Cobalt-60	6.06E+00	1.21E+01	7.15E+00	pCi/kg
7C2 Rattlesnake Canyon(311198001) - AV Kelp	10-Sep-12	Cobalt-60	-1.18E+00	1.38E+01	8.28E+00	pCi/kg
7C2 Rattlesnake Canyon(313869002) - AV Kelp	18-Oct-12	Cobalt-60	-5.88E+00	1.34E+01	8.78E+00	pCi/kg
7C2 Rattlesnake Canyon(294535002) - AV Kelp	17-Jan-12	Potassium-40	1.35E+04	7.50E+01	1.27E+03	pCi/kg
7C2 Rattlesnake Canyon(303292002) - AV Kelp	23-Apr-12	Potassium-40	1.09E+04	1.10E+02	1.00E+03	pCi/kg
7C2 Rattlesnake Canyon(308582002) - AV Kelp	12-Jul-12	Potassium-40	1.22E+04	7.12E+01	1.09E+03	pCi/kg
7C2 Rattlesnake Canyon(311198001) - AV Kelp	10-Sep-12	Potassium-40	1.42E+04	8.61E+01	1.27E+03	pCi/kg
7C2 Rattlesnake Canyon(313869002) - AV Kelp	18-Oct-12	Potassium-40	1.28E+04	8.11E+01	1.18E+03	pCi/kg

7C2 Rattlesnake Canyon - Fish Perch

Sample Name	Date Collected	Nuclide	Result	MDC	2 Sigma TPU	Units
7C2 Rattlesnake Canyon(298020003) - FH Perch	9-Mar-12	Cesium-134	9.63E-01	6.64E+00	4.15E+00	pCi/kg
7C2 Rattlesnake Canyon(305625003) - FH Perch	4-Jun-12	Cesium-134	2.09E+00	7.33E+00	4.39E+00	pCi/kg
7C2 Rattlesnake Canyon(310465003) - FH Perch	20-Aug-12	Cesium-134	1.15E+00	7.05E+00	4.22E+00	pCi/kg
7C2 Rattlesnake Canyon(315933003) - FH Perch	20-Nov-12	Cesium-134	-2.13E+00	4.60E+00	2.98E+00	pCi/kg
7C2 Rattlesnake Canyon(298020003) - FH Perch	9-Mar-12	Cesium-137	4.89E+00	5.17E+00	3.57E+00	pCi/kg
7C2 Rattlesnake Canyon(305625003) - FH Perch	4-Jun-12	Cesium-137	1.91E+00	6.19E+00	3.69E+00	pCi/kg
7C2 Rattlesnake Canyon(310465003) - FH Perch	20-Aug-12	Cesium-137	4.33E+00	6.44E+00	4.11E+00	pCi/kg
7C2 Rattlesnake Canyon(315933003) - FH Perch	20-Nov-12	Cesium-137	1.89E+00	4.64E+00	2.85E+00	pCi/kg
7C2 Rattlesnake Canyon(298020003) - FH Perch	9-Mar-12	Cobalt-58	-1.34E+00	6.00E+00	3.64E+00	pCi/kg
7C2 Rattlesnake Canyon(305625003) - FH Perch	4-Jun-12	Cobalt-58	5.32E-02	6.81E+00	4.10E+00	pCi/kg
7C2 Rattlesnake Canyon(310465003) - FH Perch	20-Aug-12	Cobalt-58	2.13E+00	6.85E+00	4.13E+00	pCi/kg
7C2 Rattlesnake Canyon(315933003) - FH Perch	20-Nov-12	Cobalt-58	1.73E+00	4.59E+00	2.72E+00	pCi/kg
7C2 Rattlesnake Canyon(298020003) - FH Perch	9-Mar-12	Cobalt-60	-1.18E+00	5.24E+00	3.20E+00	pCi/kg
7C2 Rattlesnake Canyon(305625003) - FH Perch	4-Jun-12	Cobalt-60	2.35E+00	6.60E+00	3.89E+00	pCi/kg
7C2 Rattlesnake Canyon(310465003) - FH Perch	20-Aug-12	Cobalt-60	1.20E+00	6.83E+00	4.04E+00	pCi/kg
7C2 Rattlesnake Canyon(315933003) - FH Perch	20-Nov-12	Cobalt-60	-6.02E-01	4.49E+00	2.68E+00	pCi/kg
7C2 Rattlesnake Canyon(298020003) - FH Perch	9-Mar-12	Iron-59	9.90E-01	1.32E+01	7.87E+00	pCi/kg
7C2 Rattlesnake Canyon(305625003) - FH Perch	4-Jun-12	Iron-59	4.02E+00	1.47E+01	8.58E+00	pCi/kg
7C2 Rattlesnake Canyon(310465003) - FH Perch	20-Aug-12	Iron-59	-3.22E+00	1.65E+01	1.01E+01	pCi/kg
7C2 Rattlesnake Canyon(315933003) - FH Perch	20-Nov-12	Iron-59	-1.34E+00	1.12E+01	6.81E+00	pCi/kg
7C2 Rattlesnake Canyon(298020003) - FH Perch	9-Mar-12	Manganese-54	4.27E+00	5.68E+00	3.69E+00	pCi/kg
7C2 Rattlesnake Canyon(305625003) - FH Perch	4-Jun-12	Manganese-54	1.15E+00	6.28E+00	3.76E+00	pCi/kg
7C2 Rattlesnake Canyon(310465003) - FH Perch	20-Aug-12	Manganese-54	-2.19E+00	5.48E+00	3.63E+00	pCi/kg
7C2 Rattlesnake Canyon(315933003) - FH Perch	20-Nov-12	Manganese-54	2.71E+00	4.80E+00	2.97E+00	pCi/kg
7C2 Rattlesnake Canyon(298020003) - FH Perch	9-Mar-12	Potassium-40	3.08E+03	4.51E+01	2.96E+02	pCi/kg
7C2 Rattlesnake Canyon(305625003) - FH Perch	4-Jun-12	Potassium-40	3.87E+03	4.96E+01	3.62E+02	pCi/kg
7C2 Rattlesnake Canyon(310465003) - FH Perch	20-Aug-12	Potassium-40	3.36E+03	5.21E+01	3.26E+02	pCi/kg
7C2 Rattlesnake Canyon(315933003) - FH Perch	20-Nov-12	Potassium-40	3.77E+03	4.23E+01	3.42E+02	pCi/kg
7C2 Rattlesnake Canyon(298020003) - FH Perch	9-Mar-12	Zinc-65	-6.86E-01	1.19E+01	7.21E+00	pCi/kg

2012 DCPD Analysis Results Appendix C

7C2 Rattlesnake Canyon(305625003) - FH Perch	4-Jun-12	Zinc-65	2.33E+00	1.49E+01	8.66E+00	pCi/kg
7C2 Rattlesnake Canyon(310465003) - FH Perch	20-Aug-12	Zinc-65	-6.76E-01	1.44E+01	8.60E+00	pCi/kg
7C2 Rattlesnake Canyon(315933003) - FH Perch	20-Nov-12	Zinc-65	-4.62E+00	1.10E+01	7.19E+00	pCi/kg

7C2 Rattlesnake Canyon - Fish Rockfish

Sample Name	Date Collected	Nuclide	Result	MDC	2 Sigma TPU	Units
7C2 Rattlesnake Canyon(298020004) - FH Rockfish	9-Mar-12	Cesium-134	2.89E+00	6.07E+00	3.65E+00	pCi/kg
7C2 Rattlesnake Canyon(305625004) - FH Rockfish	4-Jun-12	Cesium-134	3.73E-01	5.05E+00	3.00E+00	pCi/kg
7C2 Rattlesnake Canyon(310465004) - FH Rockfish	20-Aug-12	Cesium-134	-1.36E+00	6.82E+00	4.27E+00	pCi/kg
7C2 Rattlesnake Canyon(315933004) - FH Rockfish	20-Nov-12	Cesium-134	1.79E+00	4.08E+00	2.42E+00	pCi/kg
7C2 Rattlesnake Canyon(298020004) - FH Rockfish	9-Mar-12	Cesium-137	2.84E+00	5.28E+00	3.32E+00	pCi/kg
7C2 Rattlesnake Canyon(305625004) - FH Rockfish	4-Jun-12	Cesium-137	2.83E+00	4.66E+00	2.91E+00	pCi/kg
7C2 Rattlesnake Canyon(310465004) - FH Rockfish	20-Aug-12	Cesium-137	1.91E+00	6.33E+00	3.77E+00	pCi/kg
7C2 Rattlesnake Canyon(315933004) - FH Rockfish	20-Nov-12	Cesium-137	1.88E+00	3.90E+00	2.32E+00	pCi/kg
7C2 Rattlesnake Canyon(298020004) - FH Rockfish	9-Mar-12	Cobalt-58	-1.38E+00	5.78E+00	3.52E+00	pCi/kg
7C2 Rattlesnake Canyon(305625004) - FH Rockfish	4-Jun-12	Cobalt-58	7.43E-01	4.55E+00	2.69E+00	pCi/kg
7C2 Rattlesnake Canyon(310465004) - FH Rockfish	20-Aug-12	Cobalt-58	-2.36E+00	5.87E+00	3.89E+00	pCi/kg
7C2 Rattlesnake Canyon(315933004) - FH Rockfish	20-Nov-12	Cobalt-58	2.73E-01	3.91E+00	2.28E+00	pCi/kg
7C2 Rattlesnake Canyon(298020004) - FH Rockfish	9-Mar-12	Cobalt-60	1.93E+00	5.16E+00	3.01E+00	pCi/kg
7C2 Rattlesnake Canyon(305625004) - FH Rockfish	4-Jun-12	Cobalt-60	3.34E-01	4.55E+00	2.66E+00	pCi/kg
7C2 Rattlesnake Canyon(310465004) - FH Rockfish	20-Aug-12	Cobalt-60	-7.01E-01	6.23E+00	3.82E+00	pCi/kg
7C2 Rattlesnake Canyon(315933004) - FH Rockfish	20-Nov-12	Cobalt-60	-1.12E+00	4.30E+00	2.76E+00	pCi/kg
7C2 Rattlesnake Canyon(298020004) - FH Rockfish	9-Mar-12	Iron-59	4.54E+00	1.34E+01	8.03E+00	pCi/kg
7C2 Rattlesnake Canyon(305625004) - FH Rockfish	4-Jun-12	Iron-59	-1.70E+00	1.14E+01	6.78E+00	pCi/kg
7C2 Rattlesnake Canyon(310465004) - FH Rockfish	20-Aug-12	Iron-59	5.02E+00	1.62E+01	9.56E+00	pCi/kg
7C2 Rattlesnake Canyon(315933004) - FH Rockfish	20-Nov-12	Iron-59	1.26E+00	9.15E+00	5.43E+00	pCi/kg
7C2 Rattlesnake Canyon(298020004) - FH Rockfish	9-Mar-12	Manganese-54	2.17E+00	5.45E+00	3.26E+00	pCi/kg
7C2 Rattlesnake Canyon(305625004) - FH Rockfish	4-Jun-12	Manganese-54	-4.83E-01	4.26E+00	2.60E+00	pCi/kg
7C2 Rattlesnake Canyon(310465004) - FH Rockfish	20-Aug-12	Manganese-54	1.92E+00	5.65E+00	3.41E+00	pCi/kg
7C2 Rattlesnake Canyon(315933004) - FH Rockfish	20-Nov-12	Manganese-54	-4.19E-01	3.73E+00	2.23E+00	pCi/kg
7C2 Rattlesnake Canyon(298020004) - FH Rockfish	9-Mar-12	Potassium-40	3.20E+03	4.17E+01	3.03E+02	pCi/kg
7C2 Rattlesnake Canyon(305625004) - FH Rockfish	4-Jun-12	Potassium-40	3.59E+03	3.57E+01	3.50E+02	pCi/kg
7C2 Rattlesnake Canyon(310465004) - FH Rockfish	20-Aug-12	Potassium-40	3.66E+03	5.46E+01	3.53E+02	pCi/kg
7C2 Rattlesnake Canyon(315933004) - FH Rockfish	20-Nov-12	Potassium-40	3.12E+03	3.48E+01	3.01E+02	pCi/kg
7C2 Rattlesnake Canyon(298020004) - FH Rockfish	9-Mar-12	Zinc-65	4.25E-01	1.16E+01	6.91E+00	pCi/kg
7C2 Rattlesnake Canyon(305625004) - FH Rockfish	4-Jun-12	Zinc-65	-1.93E+00	1.11E+01	6.65E+00	pCi/kg
7C2 Rattlesnake Canyon(310465004) - FH Rockfish	20-Aug-12	Zinc-65	5.12E+00	1.60E+01	9.50E+00	pCi/kg
7C2 Rattlesnake Canyon(315933004) - FH Rockfish	20-Nov-12	Zinc-65	-4.96E+00	9.30E+00	6.37E+00	pCi/kg

7C2 Rattlesnake Canyon - Intertidal Mussel

Sample Name	Date Collected	Nuclide	Result	MDC	2 Sigma TPU	Units
7C2 Rattlesnake Canyon(296446003) - IM	16-Feb-12	Cesium-134	-1.83E+00	5.43E+00	3.44E+00	pCi/kg
7C2 Rattlesnake Canyon(304470003) - IM	9-May-12	Cesium-134	1.71E+00	7.60E+00	4.49E+00	pCi/kg
7C2 Rattlesnake Canyon(311499001) - IM	13-Sep-12	Cesium-134	-2.92E+00	4.43E+00	3.11E+00	pCi/kg

2012 DCPD Analysis Results Appendix C

7C2 Rattlesnake Canyon(315424002) - IM	13-Nov-12	Cesium-134	-5.22E-01	7.74E+00	4.70E+00	pCi/kg
7C2 Rattlesnake Canyon(296446003) - IM	16-Feb-12	Cesium-137	3.24E-01	4.48E+00	6.81E+00	pCi/kg
7C2 Rattlesnake Canyon(304470003) - IM	9-May-12	Cesium-137	-1.83E+00	6.02E+00	3.82E+00	pCi/kg
7C2 Rattlesnake Canyon(311499001) - IM	13-Sep-12	Cesium-137	3.55E-01	3.76E+00	2.27E+00	pCi/kg
7C2 Rattlesnake Canyon(315424002) - IM	13-Nov-12	Cesium-137	6.24E-01	7.20E+00	4.24E+00	pCi/kg
7C2 Rattlesnake Canyon(296446003) - IM	16-Feb-12	Cobalt-58	3.04E+00	4.98E+00	3.06E+00	pCi/kg
7C2 Rattlesnake Canyon(304470003) - IM	9-May-12	Cobalt-58	3.54E+00	6.99E+00	4.22E+00	pCi/kg
7C2 Rattlesnake Canyon(311499001) - IM	13-Sep-12	Cobalt-58	-1.14E+00	3.74E+00	2.33E+00	pCi/kg
7C2 Rattlesnake Canyon(315424002) - IM	13-Nov-12	Cobalt-58	-1.76E+00	7.03E+00	4.43E+00	pCi/kg
7C2 Rattlesnake Canyon(296446003) - IM	16-Feb-12	Cobalt-60	-5.53E-01	4.77E+00	2.88E+00	pCi/kg
7C2 Rattlesnake Canyon(304470003) - IM	9-May-12	Cobalt-60	3.14E+00	7.85E+00	4.60E+00	pCi/kg
7C2 Rattlesnake Canyon(311499001) - IM	13-Sep-12	Cobalt-60	4.60E-01	4.14E+00	2.46E+00	pCi/kg
7C2 Rattlesnake Canyon(315424002) - IM	13-Nov-12	Cobalt-60	-3.79E+00	7.37E+00	5.08E+00	pCi/kg
7C2 Rattlesnake Canyon(296446003) - IM	16-Feb-12	Iron-59	1.76E+00	1.07E+01	6.39E+00	pCi/kg
7C2 Rattlesnake Canyon(304470003) - IM	9-May-12	Iron-59	6.86E-01	1.71E+01	1.01E+01	pCi/kg
7C2 Rattlesnake Canyon(311499001) - IM	13-Sep-12	Iron-59	-3.11E-01	9.18E+00	5.51E+00	pCi/kg
7C2 Rattlesnake Canyon(315424002) - IM	13-Nov-12	Iron-59	2.80E+00	1.65E+01	9.68E+00	pCi/kg
7C2 Rattlesnake Canyon(296446003) - IM	16-Feb-12	Manganese-54	3.68E-03	4.52E+00	2.67E+00	pCi/kg
7C2 Rattlesnake Canyon(304470003) - IM	9-May-12	Manganese-54	1.53E+00	6.56E+00	3.90E+00	pCi/kg
7C2 Rattlesnake Canyon(311499001) - IM	13-Sep-12	Manganese-54	6.01E-01	3.98E+00	2.32E+00	pCi/kg
7C2 Rattlesnake Canyon(315424002) - IM	13-Nov-12	Manganese-54	7.76E-01	6.65E+00	3.98E+00	pCi/kg
7C2 Rattlesnake Canyon(296446003) - IM	16-Feb-12	Potassium-40	9.78E+02	3.53E+01	1.22E+02	pCi/kg
7C2 Rattlesnake Canyon(304470003) - IM	9-May-12	Potassium-40	1.56E+03	6.42E+01	1.92E+02	pCi/kg
7C2 Rattlesnake Canyon(311499001) - IM	13-Sep-12	Potassium-40	1.33E+03	3.17E+01	1.44E+02	pCi/kg
7C2 Rattlesnake Canyon(315424002) - IM	13-Nov-12	Potassium-40	3.53E+03	6.44E+01	3.59E+02	pCi/kg
7C2 Rattlesnake Canyon(296446003) - IM	16-Feb-12	Zinc-65	-5.24E+00	9.80E+00	7.97E+00	pCi/kg
7C2 Rattlesnake Canyon(304470003) - IM	9-May-12	Zinc-65	-8.84E+00	1.38E+01	9.92E+00	pCi/kg
7C2 Rattlesnake Canyon(311499001) - IM	13-Sep-12	Zinc-65	1.56E+00	9.70E+00	5.73E+00	pCi/kg
7C2 Rattlesnake Canyon(315424002) - IM	13-Nov-12	Zinc-65	-9.43E+00	1.93E+01	1.28E+01	pCi/kg

7C2 Rattlesnake Canyon - Ocean Sediment

Sample Name	Date Collected	Nuclide	Result	MDC	2 Sigma TPU	Units
7C2 Rattlesnake Canyon(298020010) - SD	9-Mar-12	Bismuth-214	5.07E+02	1.15E+02	1.59E+02	pCi/kg
7C2 Rattlesnake Canyon(298020010) - SD	9-Mar-12	Cesium-134	1.48E+01	7.90E+01	4.43E+01	pCi/kg
7C2 Rattlesnake Canyon(298020010) - SD	9-Mar-12	Cesium-137	1.71E+01	7.98E+01	4.45E+01	pCi/kg
7C2 Rattlesnake Canyon(298020010) - SD	9-Mar-12	Iron-55	-2.19E+03	1.20E+04	8.21E+03	pCi/kg
7C2 Rattlesnake Canyon(298020010) - SD	9-Mar-12	Lead-214	5.94E+02	1.22E+02	1.99E+02	pCi/kg
7C2 Rattlesnake Canyon(298020010) - SD	9-Mar-12	Nickel-63	1.34E+03	3.46E+03	2.10E+03	pCi/kg
7C2 Rattlesnake Canyon(298020010) - SD	9-Mar-12	Potassium-40	1.32E+04	5.74E+02	1.93E+03	pCi/kg
7C2 Rattlesnake Canyon(298020010) - SD	9-Mar-12	Total Strontium	-2.79E+02	1.04E+03	5.75E+02	pCi/kg

7C2 Rattlesnake Canyon - Seawater

Sample Name	Date Collected	Nuclide	Result	MDC	2 Sigma TPU	Units
7C2 Rattlesnake Canyon(294583003) - SW	17-Jan-12	BETA	3.18E+02	1.11E+02	9.41E+01	pCi/L

2012 DCPD Analysis Results Appendix C

7C2 Rattlesnake Canyon(296444003) - SW	21-Feb-12	BETA	3.35E+02	1.61E+02	1.19E+02	pCi/L
7C2 Rattlesnake Canyon(298315003) - SW	21-Mar-12	BETA	4.07E+02	1.32E+02	1.13E+02	pCi/L
7C2 Rattlesnake Canyon(303392002) - SW	23-Apr-12	BETA	5.01E+02	2.08E+02	1.57E+02	pCi/L
7C2 Rattlesnake Canyon(304317003) - SW	8-May-12	BETA	4.03E+02	1.28E+02	1.12E+02	pCi/L
7C2 Rattlesnake Canyon(306155003) - SW	11-Jun-12	BETA	3.90E+02	1.30E+02	1.11E+02	pCi/L
7C2 Rattlesnake Canyon(308030003) - SW	12-Jul-12	BETA	3.48E+02	1.00E+02	9.00E+01	pCi/L
7C2 Rattlesnake Canyon(309901003) - SW	14-Aug-12	BETA	2.54E+02	7.13E+01	6.79E+01	pCi/L
7C2 Rattlesnake Canyon(311116003) - SW	10-Sep-12	BETA	3.29E+02	9.94E+01	8.78E+01	pCi/L
7C2 Rattlesnake Canyon(313872003) - SW	18-Oct-12	BETA	3.93E+02	1.66E+02	1.27E+02	pCi/L
7C2 Rattlesnake Canyon(315800003) - SW	20-Nov-12	BETA	3.17E+02	1.51E+02	1.12E+02	pCi/L
7C2 Rattlesnake Canyon(316870003) - SW	11-Dec-12	BETA	3.10E+02	1.30E+02	1.01E+02	pCi/L
7C2 Rattlesnake Canyon(294583003) - SW	17-Jan-12	Barium-140	1.67E-01	3.88E+00	2.26E+00	pCi/L
7C2 Rattlesnake Canyon(296444003) - SW	21-Feb-12	Barium-140	-8.53E-01	2.23E+00	1.46E+00	pCi/L
7C2 Rattlesnake Canyon(298315003) - SW	21-Mar-12	Barium-140	8.57E-01	3.08E+00	1.82E+00	pCi/L
7C2 Rattlesnake Canyon(303392002) - SW	23-Apr-12	Barium-140	-1.39E+00	2.98E+00	2.03E+00	pCi/L
7C2 Rattlesnake Canyon(304317003) - SW	8-May-12	Barium-140	-1.13E+00	4.56E+00	2.85E+00	pCi/L
7C2 Rattlesnake Canyon(306155003) - SW	11-Jun-12	Barium-140	-1.25E+00	2.92E+00	1.97E+00	pCi/L
7C2 Rattlesnake Canyon(308030003) - SW	12-Jul-12	Barium-140	3.08E-01	3.21E+00	1.90E+00	pCi/L
7C2 Rattlesnake Canyon(309901003) - SW	14-Aug-12	Barium-140	1.65E-01	2.94E+00	1.70E+00	pCi/L
7C2 Rattlesnake Canyon(311116003) - SW	10-Sep-12	Barium-140	-3.09E-01	2.15E+00	1.34E+00	pCi/L
7C2 Rattlesnake Canyon(313872003) - SW	18-Oct-12	Barium-140	-7.53E-01	3.87E+00	2.36E+00	pCi/L
7C2 Rattlesnake Canyon(315800003) - SW	20-Nov-12	Barium-140	1.61E+00	5.76E+00	3.37E+00	pCi/L
7C2 Rattlesnake Canyon(316870003) - SW	11-Dec-12	Barium-140	8.63E-01	3.24E+00	1.89E+00	pCi/L
7C2 Rattlesnake Canyon(294583003) - SW	17-Jan-12	Cesium-134	8.58E-01	2.66E+00	1.59E+00	pCi/L
7C2 Rattlesnake Canyon(296444003) - SW	21-Feb-12	Cesium-134	8.09E-01	2.20E+00	1.29E+00	pCi/L
7C2 Rattlesnake Canyon(298315003) - SW	21-Mar-12	Cesium-134	-4.12E-01	2.11E+00	1.31E+00	pCi/L
7C2 Rattlesnake Canyon(303392002) - SW	23-Apr-12	Cesium-134	1.42E+00	2.55E+00	1.57E+00	pCi/L
7C2 Rattlesnake Canyon(304317003) - SW	8-May-12	Cesium-134	-3.55E-01	3.01E+00	1.86E+00	pCi/L
7C2 Rattlesnake Canyon(306155003) - SW	11-Jun-12	Cesium-134	1.62E-01	2.12E+00	1.25E+00	pCi/L
7C2 Rattlesnake Canyon(308030003) - SW	12-Jul-12	Cesium-134	2.14E-01	2.09E+00	1.23E+00	pCi/L
7C2 Rattlesnake Canyon(309901003) - SW	14-Aug-12	Cesium-134	-4.25E-02	1.87E+00	1.09E+00	pCi/L
7C2 Rattlesnake Canyon(311116003) - SW	10-Sep-12	Cesium-134	2.07E-02	1.93E+00	1.15E+00	pCi/L
7C2 Rattlesnake Canyon(313872003) - SW	18-Oct-12	Cesium-134	-2.57E-01	2.59E+00	1.59E+00	pCi/L
7C2 Rattlesnake Canyon(315800003) - SW	20-Nov-12	Cesium-134	6.48E-01	2.76E+00	1.62E+00	pCi/L
7C2 Rattlesnake Canyon(316870003) - SW	11-Dec-12	Cesium-134	4.85E-01	1.67E+00	9.80E-01	pCi/L
7C2 Rattlesnake Canyon(294583003) - SW	17-Jan-12	Cesium-137	4.62E-01	2.20E+00	1.30E+00	pCi/L
7C2 Rattlesnake Canyon(296444003) - SW	21-Feb-12	Cesium-137	1.33E+00	1.86E+00	1.21E+00	pCi/L
7C2 Rattlesnake Canyon(298315003) - SW	21-Mar-12	Cesium-137	4.04E-01	1.95E+00	1.16E+00	pCi/L
7C2 Rattlesnake Canyon(303392002) - SW	23-Apr-12	Cesium-137	-6.95E-01	2.01E+00	1.26E+00	pCi/L
7C2 Rattlesnake Canyon(304317003) - SW	8-May-12	Cesium-137	1.41E-01	2.79E+00	1.65E+00	pCi/L
7C2 Rattlesnake Canyon(306155003) - SW	11-Jun-12	Cesium-137	4.97E-01	1.98E+00	1.16E+00	pCi/L
7C2 Rattlesnake Canyon(308030003) - SW	12-Jul-12	Cesium-137	-1.06E+00	2.33E+00	1.94E+00	pCi/L
7C2 Rattlesnake Canyon(309901003) - SW	14-Aug-12	Cesium-137	1.20E-01	1.75E+00	1.06E+00	pCi/L
7C2 Rattlesnake Canyon(311116003) - SW	10-Sep-12	Cesium-137	4.90E-01	1.53E+00	2.36E+00	pCi/L

2012 DCPD Analysis Results Appendix C

7C2 Rattlesnake Canyon(313872003) - SW	18-Oct-12	Cesium-137	-7.25E-01	2.24E+00	1.42E+00	pCi/L
7C2 Rattlesnake Canyon(315800003) - SW	20-Nov-12	Cesium-137	3.51E-01	2.80E+00	1.63E+00	pCi/L
7C2 Rattlesnake Canyon(316870003) - SW	11-Dec-12	Cesium-137	-6.11E-01	1.75E+00	1.63E+00	pCi/L
7C2 Rattlesnake Canyon(294583003) - SW	17-Jan-12	Cobalt-58	-4.55E-01	1.98E+00	1.24E+00	pCi/L
7C2 Rattlesnake Canyon(296444003) - SW	21-Feb-12	Cobalt-58	-2.82E-01	1.69E+00	1.01E+00	pCi/L
7C2 Rattlesnake Canyon(298315003) - SW	21-Mar-12	Cobalt-58	-4.43E-01	1.81E+00	1.14E+00	pCi/L
7C2 Rattlesnake Canyon(303392002) - SW	23-Apr-12	Cobalt-58	-2.01E-01	1.87E+00	1.13E+00	pCi/L
7C2 Rattlesnake Canyon(304317003) - SW	8-May-12	Cobalt-58	7.84E-01	2.84E+00	1.69E+00	pCi/L
7C2 Rattlesnake Canyon(306155003) - SW	11-Jun-12	Cobalt-58	-7.38E-01	1.83E+00	1.19E+00	pCi/L
7C2 Rattlesnake Canyon(308030003) - SW	12-Jul-12	Cobalt-58	-3.74E-02	1.65E+00	9.79E-01	pCi/L
7C2 Rattlesnake Canyon(309901003) - SW	14-Aug-12	Cobalt-58	1.62E-01	1.67E+00	9.66E-01	pCi/L
7C2 Rattlesnake Canyon(311116003) - SW	10-Sep-12	Cobalt-58	5.93E-01	1.64E+00	9.83E-01	pCi/L
7C2 Rattlesnake Canyon(313872003) - SW	18-Oct-12	Cobalt-58	-1.01E+00	2.09E+00	1.41E+00	pCi/L
7C2 Rattlesnake Canyon(315800003) - SW	20-Nov-12	Cobalt-58	1.52E-01	2.60E+00	1.54E+00	pCi/L
7C2 Rattlesnake Canyon(316870003) - SW	11-Dec-12	Cobalt-58	6.15E-03	1.64E+00	9.70E-01	pCi/L
7C2 Rattlesnake Canyon(294583003) - SW	17-Jan-12	Cobalt-60	9.30E-01	2.57E+00	1.52E+00	pCi/L
7C2 Rattlesnake Canyon(296444003) - SW	21-Feb-12	Cobalt-60	-2.16E-01	1.78E+00	1.11E+00	pCi/L
7C2 Rattlesnake Canyon(298315003) - SW	21-Mar-12	Cobalt-60	7.94E-01	2.03E+00	1.20E+00	pCi/L
7C2 Rattlesnake Canyon(303392002) - SW	23-Apr-12	Cobalt-60	5.19E-01	2.14E+00	1.24E+00	pCi/L
7C2 Rattlesnake Canyon(304317003) - SW	8-May-12	Cobalt-60	3.29E-02	2.99E+00	1.79E+00	pCi/L
7C2 Rattlesnake Canyon(306155003) - SW	11-Jun-12	Cobalt-60	9.51E-01	2.24E+00	1.33E+00	pCi/L
7C2 Rattlesnake Canyon(308030003) - SW	12-Jul-12	Cobalt-60	-2.54E-01	1.79E+00	1.08E+00	pCi/L
7C2 Rattlesnake Canyon(309901003) - SW	14-Aug-12	Cobalt-60	1.81E-01	1.74E+00	1.04E+00	pCi/L
7C2 Rattlesnake Canyon(311116003) - SW	10-Sep-12	Cobalt-60	4.75E-01	1.91E+00	1.12E+00	pCi/L
7C2 Rattlesnake Canyon(313872003) - SW	18-Oct-12	Cobalt-60	6.40E-01	2.32E+00	1.37E+00	pCi/L
7C2 Rattlesnake Canyon(315800003) - SW	20-Nov-12	Cobalt-60	7.70E-01	2.99E+00	1.74E+00	pCi/L
7C2 Rattlesnake Canyon(316870003) - SW	11-Dec-12	Cobalt-60	-1.09E+00	2.04E+00	1.70E+00	pCi/L
7C2 Rattlesnake Canyon(294583003) - SW	17-Jan-12	Iodine-131	-1.77E-01	4.06E+00	2.45E+00	pCi/L
7C2 Rattlesnake Canyon(296444003) - SW	21-Feb-12	Iodine-131	-1.62E-01	2.22E+00	1.30E+00	pCi/L
7C2 Rattlesnake Canyon(298315003) - SW	21-Mar-12	Iodine-131	7.19E-01	3.54E+00	2.16E+00	pCi/L
7C2 Rattlesnake Canyon(303392002) - SW	23-Apr-12	Iodine-131	-1.75E-01	3.75E+00	2.26E+00	pCi/L
7C2 Rattlesnake Canyon(304317003) - SW	8-May-12	Iodine-131	1.41E-01	4.68E+00	2.82E+00	pCi/L
7C2 Rattlesnake Canyon(306155003) - SW	11-Jun-12	Iodine-131	1.99E-02	3.48E+00	2.07E+00	pCi/L
7C2 Rattlesnake Canyon(308030003) - SW	12-Jul-12	Iodine-131	1.18E+00	3.52E+00	2.11E+00	pCi/L
7C2 Rattlesnake Canyon(309901003) - SW	14-Aug-12	Iodine-131	1.10E+00	3.58E+00	2.14E+00	pCi/L
7C2 Rattlesnake Canyon(311116003) - SW	10-Sep-12	Iodine-131	-4.67E-01	2.31E+00	1.42E+00	pCi/L
7C2 Rattlesnake Canyon(313872003) - SW	18-Oct-12	Iodine-131	1.18E+00	4.54E+00	2.76E+00	pCi/L
7C2 Rattlesnake Canyon(315800003) - SW	20-Nov-12	Iodine-131	-3.05E+00	5.33E+00	3.63E+00	pCi/L
7C2 Rattlesnake Canyon(316870003) - SW	11-Dec-12	Iodine-131	2.26E+00	3.44E+00	2.46E+00	pCi/L
7C2 Rattlesnake Canyon(294583003) - SW	17-Jan-12	Iron-55	-9.64E+01	1.48E+02	9.36E+01	pCi/L
7C2 Rattlesnake Canyon(296444003) - SW	21-Feb-12	Iron-55	-6.56E+01	1.11E+02	7.07E+01	pCi/L
7C2 Rattlesnake Canyon(298315003) - SW	21-Mar-12	Iron-55	-2.43E+01	1.21E+02	8.19E+01	pCi/L
7C2 Rattlesnake Canyon(303392002) - SW	23-Apr-12	Iron-55	4.54E+01	1.22E+02	8.81E+01	pCi/L
7C2 Rattlesnake Canyon(304317003) - SW	8-May-12	Iron-55	-3.02E+01	1.45E+02	9.99E+01	pCi/L

2012 DCP Analysis Results Appendix C

7C2 Rattlesnake Canyon(306155003) - SW	11-Jun-12	Iron-55	7.02E+01	1.23E+02	8.86E+01	pCi/L
7C2 Rattlesnake Canyon(308030003) - SW	12-Jul-12	Iron-55	-2.66E+01	1.32E+02	8.65E+01	pCi/L
7C2 Rattlesnake Canyon(309901003) - SW	14-Aug-12	Iron-55	-5.87E+01	8.64E+01	6.23E+01	pCi/L
7C2 Rattlesnake Canyon(311116003) - SW	10-Sep-12	Iron-55	-8.95E+01	1.33E+02	8.74E+01	pCi/L
7C2 Rattlesnake Canyon(313872003) - SW	18-Oct-12	Iron-55	-1.58E+01	1.29E+02	9.33E+01	pCi/L
7C2 Rattlesnake Canyon(315800003) - SW	20-Nov-12	Iron-55	1.25E+02	1.62E+02	1.25E+02	pCi/L
7C2 Rattlesnake Canyon(316870003) - SW	11-Dec-12	Iron-55	4.14E+01	1.30E+02	9.17E+01	pCi/L
7C2 Rattlesnake Canyon(294583003) - SW	17-Jan-12	Iron-59	1.50E-01	5.18E+00	3.04E+00	pCi/L
7C2 Rattlesnake Canyon(296444003) - SW	21-Feb-12	Iron-59	9.87E-01	3.81E+00	2.26E+00	pCi/L
7C2 Rattlesnake Canyon(298315003) - SW	21-Mar-12	Iron-59	3.02E+00	4.33E+00	2.75E+00	pCi/L
7C2 Rattlesnake Canyon(303392002) - SW	23-Apr-12	Iron-59	6.03E-01	4.28E+00	2.57E+00	pCi/L
7C2 Rattlesnake Canyon(304317003) - SW	8-May-12	Iron-59	1.77E+00	5.62E+00	3.27E+00	pCi/L
7C2 Rattlesnake Canyon(306155003) - SW	11-Jun-12	Iron-59	-5.57E-01	4.00E+00	2.38E+00	pCi/L
7C2 Rattlesnake Canyon(308030003) - SW	12-Jul-12	Iron-59	2.08E-01	3.95E+00	2.39E+00	pCi/L
7C2 Rattlesnake Canyon(309901003) - SW	14-Aug-12	Iron-59	5.66E-01	3.47E+00	2.04E+00	pCi/L
7C2 Rattlesnake Canyon(311116003) - SW	10-Sep-12	Iron-59	-4.21E-01	3.35E+00	2.00E+00	pCi/L
7C2 Rattlesnake Canyon(313872003) - SW	18-Oct-12	Iron-59	2.01E-01	4.82E+00	2.84E+00	pCi/L
7C2 Rattlesnake Canyon(315800003) - SW	20-Nov-12	Iron-59	4.81E-01	5.30E+00	3.06E+00	pCi/L
7C2 Rattlesnake Canyon(316870003) - SW	11-Dec-12	Iron-59	-1.01E+00	3.26E+00	2.09E+00	pCi/L
7C2 Rattlesnake Canyon(294583003) - SW	17-Jan-12	Lanthanum-140	1.67E-01	3.88E+00	2.26E+00	pCi/L
7C2 Rattlesnake Canyon(296444003) - SW	21-Feb-12	Lanthanum-140	-8.53E-01	2.23E+00	1.45E+00	pCi/L
7C2 Rattlesnake Canyon(298315003) - SW	21-Mar-12	Lanthanum-140	8.57E-01	3.08E+00	1.82E+00	pCi/L
7C2 Rattlesnake Canyon(303392002) - SW	23-Apr-12	Lanthanum-140	-1.39E+00	2.98E+00	2.03E+00	pCi/L
7C2 Rattlesnake Canyon(304317003) - SW	8-May-12	Lanthanum-140	-1.13E+00	4.56E+00	2.85E+00	pCi/L
7C2 Rattlesnake Canyon(306155003) - SW	11-Jun-12	Lanthanum-140	-1.25E+00	2.92E+00	1.97E+00	pCi/L
7C2 Rattlesnake Canyon(308030003) - SW	12-Jul-12	Lanthanum-140	3.08E-01	3.21E+00	1.90E+00	pCi/L
7C2 Rattlesnake Canyon(309901003) - SW	14-Aug-12	Lanthanum-140	1.65E-01	2.94E+00	1.70E+00	pCi/L
7C2 Rattlesnake Canyon(311116003) - SW	10-Sep-12	Lanthanum-140	-3.09E-01	2.15E+00	1.34E+00	pCi/L
7C2 Rattlesnake Canyon(313872003) - SW	18-Oct-12	Lanthanum-140	-7.53E-01	3.87E+00	2.36E+00	pCi/L
7C2 Rattlesnake Canyon(315800003) - SW	20-Nov-12	Lanthanum-140	1.61E+00	5.76E+00	3.36E+00	pCi/L
7C2 Rattlesnake Canyon(316870003) - SW	11-Dec-12	Lanthanum-140	8.63E-01	3.24E+00	1.89E+00	pCi/L
7C2 Rattlesnake Canyon(294583003) - SW	17-Jan-12	Manganese-54	-3.50E-01	2.09E+00	1.29E+00	pCi/L
7C2 Rattlesnake Canyon(296444003) - SW	21-Feb-12	Manganese-54	7.45E-02	1.69E+00	9.82E-01	pCi/L
7C2 Rattlesnake Canyon(298315003) - SW	21-Mar-12	Manganese-54	-7.58E-01	1.75E+00	1.16E+00	pCi/L
7C2 Rattlesnake Canyon(303392002) - SW	23-Apr-12	Manganese-54	1.19E+00	2.16E+00	1.33E+00	pCi/L
7C2 Rattlesnake Canyon(304317003) - SW	8-May-12	Manganese-54	-1.19E+00	2.29E+00	1.59E+00	pCi/L
7C2 Rattlesnake Canyon(306155003) - SW	11-Jun-12	Manganese-54	-1.57E-01	1.82E+00	1.10E+00	pCi/L
7C2 Rattlesnake Canyon(308030003) - SW	12-Jul-12	Manganese-54	3.73E-01	1.75E+00	1.03E+00	pCi/L
7C2 Rattlesnake Canyon(309901003) - SW	14-Aug-12	Manganese-54	6.30E-01	1.68E+00	9.90E-01	pCi/L
7C2 Rattlesnake Canyon(311116003) - SW	10-Sep-12	Manganese-54	-8.84E-01	1.54E+00	1.06E+00	pCi/L
7C2 Rattlesnake Canyon(313872003) - SW	18-Oct-12	Manganese-54	-7.40E-01	2.04E+00	1.33E+00	pCi/L
7C2 Rattlesnake Canyon(315800003) - SW	20-Nov-12	Manganese-54	4.14E-01	2.49E+00	1.47E+00	pCi/L
7C2 Rattlesnake Canyon(316870003) - SW	11-Dec-12	Manganese-54	-7.63E-02	1.58E+00	9.42E-01	pCi/L
7C2 Rattlesnake Canyon(294583003) - SW	17-Jan-12	Nickel-63	-8.16E+00	3.28E+01	1.94E+01	pCi/L

2012 DCP Analysis Results Appendix C

7C2 Rattlesnake Canyon(296444003) - SW	21-Feb-12	Nickel-63	-9.19E+00	3.32E+01	1.96E+01	pCi/L
7C2 Rattlesnake Canyon(298315003) - SW	21-Mar-12	Nickel-63	2.07E+01	3.00E+01	1.87E+01	pCi/L
7C2 Rattlesnake Canyon(303392002) - SW	23-Apr-12	Nickel-63	-1.05E+01	3.01E+01	1.76E+01	pCi/L
7C2 Rattlesnake Canyon(304317003) - SW	8-May-12	Nickel-63	6.29E+00	2.57E+01	1.55E+01	pCi/L
7C2 Rattlesnake Canyon(306155003) - SW	11-Jun-12	Nickel-63	3.22E+00	3.15E+01	1.89E+01	pCi/L
7C2 Rattlesnake Canyon(308030003) - SW	12-Jul-12	Nickel-63	4.42E-01	2.91E+01	1.74E+01	pCi/L
7C2 Rattlesnake Canyon(309901003) - SW	14-Aug-12	Nickel-63	1.56E+01	2.98E+01	1.84E+01	pCi/L
7C2 Rattlesnake Canyon(311116003) - SW	10-Sep-12	Nickel-63	1.33E+01	3.93E+01	2.39E+01	pCi/L
7C2 Rattlesnake Canyon(313872003) - SW	18-Oct-12	Nickel-63	2.42E+01	2.81E+01	1.76E+01	pCi/L
7C2 Rattlesnake Canyon(315800003) - SW	20-Nov-12	Nickel-63	1.08E+01	3.42E+01	2.08E+01	pCi/L
7C2 Rattlesnake Canyon(316870003) - SW	11-Dec-12	Nickel-63	-1.39E+01	4.04E+01	2.38E+01	pCi/L
7C2 Rattlesnake Canyon(294583003) - SW	17-Jan-12	Niobium-95	3.92E-01	2.33E+00	1.38E+00	pCi/L
7C2 Rattlesnake Canyon(296444003) - SW	21-Feb-12	Niobium-95	6.32E-01	1.77E+00	1.03E+00	pCi/L
7C2 Rattlesnake Canyon(298315003) - SW	21-Mar-12	Niobium-95	-6.44E-01	1.75E+00	1.13E+00	pCi/L
7C2 Rattlesnake Canyon(303392002) - SW	23-Apr-12	Niobium-95	1.11E+00	2.19E+00	1.33E+00	pCi/L
7C2 Rattlesnake Canyon(304317003) - SW	8-May-12	Niobium-95	-1.26E-01	2.77E+00	1.68E+00	pCi/L
7C2 Rattlesnake Canyon(306155003) - SW	11-Jun-12	Niobium-95	8.03E-02	2.02E+00	1.38E+00	pCi/L
7C2 Rattlesnake Canyon(308030003) - SW	12-Jul-12	Niobium-95	5.94E-01	1.78E+00	1.05E+00	pCi/L
7C2 Rattlesnake Canyon(309901003) - SW	14-Aug-12	Niobium-95	1.08E-01	1.60E+00	9.23E-01	pCi/L
7C2 Rattlesnake Canyon(311116003) - SW	10-Sep-12	Niobium-95	3.24E-01	1.68E+00	9.92E-01	pCi/L
7C2 Rattlesnake Canyon(313872003) - SW	18-Oct-12	Niobium-95	1.04E+00	2.26E+00	1.38E+00	pCi/L
7C2 Rattlesnake Canyon(315800003) - SW	20-Nov-12	Niobium-95	-1.11E+00	2.49E+00	1.65E+00	pCi/L
7C2 Rattlesnake Canyon(316870003) - SW	11-Dec-12	Niobium-95	-3.29E-01	1.58E+00	9.62E-01	pCi/L
7C2 Rattlesnake Canyon(294583003) - SW	17-Jan-12	Potassium-40	3.12E+02	2.21E+01	4.80E+01	pCi/L
7C2 Rattlesnake Canyon(296444003) - SW	21-Feb-12	Potassium-40	3.88E+02	1.48E+01	5.18E+01	pCi/L
7C2 Rattlesnake Canyon(298315003) - SW	21-Mar-12	Potassium-40	3.71E+02	1.65E+01	4.63E+01	pCi/L
7C2 Rattlesnake Canyon(303392002) - SW	23-Apr-12	Potassium-40	3.68E+02	2.02E+01	4.86E+01	pCi/L
7C2 Rattlesnake Canyon(304317003) - SW	8-May-12	Potassium-40	3.78E+02	2.48E+01	5.46E+01	pCi/L
7C2 Rattlesnake Canyon(306155003) - SW	11-Jun-12	Potassium-40	3.92E+02	1.72E+01	5.07E+01	pCi/L
7C2 Rattlesnake Canyon(308030003) - SW	12-Jul-12	Potassium-40	3.72E+02	1.52E+01	4.82E+01	pCi/L
7C2 Rattlesnake Canyon(309901003) - SW	14-Aug-12	Potassium-40	3.22E+02	1.61E+01	4.05E+01	pCi/L
7C2 Rattlesnake Canyon(311116003) - SW	10-Sep-12	Potassium-40	3.58E+02	1.57E+01	4.38E+01	pCi/L
7C2 Rattlesnake Canyon(313872003) - SW	18-Oct-12	Potassium-40	3.44E+02	2.32E+01	4.69E+01	pCi/L
7C2 Rattlesnake Canyon(315800003) - SW	20-Nov-12	Potassium-40	3.09E+02	2.74E+01	5.46E+01	pCi/L
7C2 Rattlesnake Canyon(316870003) - SW	11-Dec-12	Potassium-40	3.68E+02	1.43E+01	4.49E+01	pCi/L
7C2 Rattlesnake Canyon(294583003) - SW	17-Jan-12	Total Strontium	2.49E+00	3.48E+00	2.21E+00	pCi/L
7C2 Rattlesnake Canyon(296444003) - SW	21-Feb-12	Total Strontium	2.59E+00	3.88E+00	2.45E+00	pCi/L
7C2 Rattlesnake Canyon(298315003) - SW	21-Mar-12	Total Strontium	-1.04E+00	5.70E+00	3.37E+00	pCi/L
7C2 Rattlesnake Canyon(303392002) - SW	23-Apr-12	Total Strontium	-3.07E+00	5.30E+00	3.08E+00	pCi/L
7C2 Rattlesnake Canyon(304317003) - SW	8-May-12	Total Strontium	-1.03E+00	2.00E+00	1.15E+00	pCi/L
7C2 Rattlesnake Canyon(306155003) - SW	11-Jun-12	Total Strontium	9.38E-01	1.37E+00	8.83E-01	pCi/L
7C2 Rattlesnake Canyon(308030003) - SW	12-Jul-12	Total Strontium	-1.45E-01	2.22E+00	1.31E+00	pCi/L
7C2 Rattlesnake Canyon(309901003) - SW	14-Aug-12	Total Strontium	1.02E+00	2.71E+00	1.66E+00	pCi/L
7C2 Rattlesnake Canyon(311116003) - SW	10-Sep-12	Total Strontium	-6.20E-01	2.50E+00	1.47E+00	pCi/L

2012 DCP Analysis Results Appendix C

7C2 Rattlesnake Canyon(313872003) - SW	18-Oct-12	Total Strontium	6.60E-01	2.29E+00	1.40E+00	pCi/L
7C2 Rattlesnake Canyon(315800003) - SW	20-Nov-12	Total Strontium	-9.62E-01	1.94E+00	1.12E+00	pCi/L
7C2 Rattlesnake Canyon(316870003) - SW	11-Dec-12	Total Strontium	-1.65E+00	3.57E+00	2.07E+00	pCi/L
7C2 Rattlesnake Canyon(294583003) - SW	17-Jan-12	Tritium	-1.01E+02	2.51E+02	1.45E+02	pCi/L
7C2 Rattlesnake Canyon(296444003) - SW	21-Feb-12	Tritium	5.44E+01	2.86E+02	1.74E+02	pCi/L
7C2 Rattlesnake Canyon(298315003) - SW	21-Mar-12	Tritium	-3.44E+01	2.42E+02	1.42E+02	pCi/L
7C2 Rattlesnake Canyon(303392002) - SW	23-Apr-12	Tritium	-5.73E+01	2.73E+02	1.60E+02	pCi/L
7C2 Rattlesnake Canyon(304317003) - SW	8-May-12	Tritium	-4.61E+00	2.73E+02	1.63E+02	pCi/L
7C2 Rattlesnake Canyon(306155003) - SW	11-Jun-12	Tritium	-4.43E+01	2.25E+02	1.32E+02	pCi/L
7C2 Rattlesnake Canyon(308030003) - SW	12-Jul-12	Tritium	9.73E+01	2.15E+02	1.34E+02	pCi/L
7C2 Rattlesnake Canyon(309901003) - SW	14-Aug-12	Tritium	3.83E+01	2.43E+02	1.47E+02	pCi/L
7C2 Rattlesnake Canyon(311116003) - SW	10-Sep-12	Tritium	4.53E+01	2.46E+02	1.49E+02	pCi/L
7C2 Rattlesnake Canyon(313872003) - SW	18-Oct-12	Tritium	-9.49E+01	2.27E+02	1.31E+02	pCi/L
7C2 Rattlesnake Canyon(315800003) - SW	20-Nov-12	Tritium	7.06E+01	2.44E+02	1.50E+02	pCi/L
7C2 Rattlesnake Canyon(316870003) - SW	11-Dec-12	Tritium	-1.15E+02	2.20E+02	1.25E+02	pCi/L
7C2 Rattlesnake Canyon(294583003) - SW	17-Jan-12	Zinc-65	-3.73E+00	4.61E+00	3.43E+00	pCi/L
7C2 Rattlesnake Canyon(296444003) - SW	21-Feb-12	Zinc-65	-9.24E-01	3.80E+00	2.38E+00	pCi/L
7C2 Rattlesnake Canyon(298315003) - SW	21-Mar-12	Zinc-65	-1.43E+00	3.91E+00	2.49E+00	pCi/L
7C2 Rattlesnake Canyon(303392002) - SW	23-Apr-12	Zinc-65	6.26E-02	4.03E+00	2.44E+00	pCi/L
7C2 Rattlesnake Canyon(304317003) - SW	8-May-12	Zinc-65	-1.95E+00	5.29E+00	3.43E+00	pCi/L
7C2 Rattlesnake Canyon(306155003) - SW	11-Jun-12	Zinc-65	-1.46E+00	3.93E+00	2.49E+00	pCi/L
7C2 Rattlesnake Canyon(308030003) - SW	12-Jul-12	Zinc-65	1.98E+00	3.95E+00	2.44E+00	pCi/L
7C2 Rattlesnake Canyon(309901003) - SW	14-Aug-12	Zinc-65	-7.14E-02	3.48E+00	2.40E+00	pCi/L
7C2 Rattlesnake Canyon(311116003) - SW	10-Sep-12	Zinc-65	-1.85E-02	3.58E+00	2.10E+00	pCi/L
7C2 Rattlesnake Canyon(313872003) - SW	18-Oct-12	Zinc-65	-3.48E+00	4.72E+00	3.43E+00	pCi/L
7C2 Rattlesnake Canyon(315800003) - SW	20-Nov-12	Zinc-65	-2.26E+00	5.54E+00	3.59E+00	pCi/L
7C2 Rattlesnake Canyon(316870003) - SW	11-Dec-12	Zinc-65	-1.46E-01	3.24E+00	2.28E+00	pCi/L
7C2 Rattlesnake Canyon(294583003) - SW	17-Jan-12	Zirconium-95	3.06E-01	3.96E+00	2.36E+00	pCi/L
7C2 Rattlesnake Canyon(296444003) - SW	21-Feb-12	Zirconium-95	8.31E-01	2.95E+00	1.71E+00	pCi/L
7C2 Rattlesnake Canyon(298315003) - SW	21-Mar-12	Zirconium-95	9.82E-01	3.49E+00	2.08E+00	pCi/L
7C2 Rattlesnake Canyon(303392002) - SW	23-Apr-12	Zirconium-95	1.50E+00	3.70E+00	2.21E+00	pCi/L
7C2 Rattlesnake Canyon(304317003) - SW	8-May-12	Zirconium-95	-1.68E-01	4.84E+00	2.92E+00	pCi/L
7C2 Rattlesnake Canyon(306155003) - SW	11-Jun-12	Zirconium-95	4.50E-02	3.38E+00	2.00E+00	pCi/L
7C2 Rattlesnake Canyon(308030003) - SW	12-Jul-12	Zirconium-95	8.59E-01	3.09E+00	1.81E+00	pCi/L
7C2 Rattlesnake Canyon(309901003) - SW	14-Aug-12	Zirconium-95	2.55E-01	2.81E+00	1.62E+00	pCi/L
7C2 Rattlesnake Canyon(311116003) - SW	10-Sep-12	Zirconium-95	-2.32E-01	2.89E+00	1.74E+00	pCi/L
7C2 Rattlesnake Canyon(313872003) - SW	18-Oct-12	Zirconium-95	9.39E-02	3.92E+00	2.35E+00	pCi/L
7C2 Rattlesnake Canyon(315800003) - SW	20-Nov-12	Zirconium-95	1.21E-01	4.54E+00	2.69E+00	pCi/L
7C2 Rattlesnake Canyon(316870003) - SW	11-Dec-12	Zirconium-95	3.89E-01	3.04E+00	1.77E+00	pCi/L

7C2 Rattlesnake Canyon - Replicate Seawater

Sample Name	Date Collected	Nuclide	Result	MDC	2 Sigma TPU	Units
7C2 Rattlesnake Canyon-R(306155004) - SW	11-Jun-12	BETA	3.08E+02	1.12E+02	9.53E+01	pCi/L
7C2 Rattlesnake Canyon-R(306155004) - SW	11-Jun-12	Barium-140	1.30E+00	3.06E+00	1.80E+00	pCi/L

2012 DCPD Analysis Results Appendix C

7C2 Rattlesnake Canyon-R(306155004) - SW	11-Jun-12	Cesium-134	8.90E-01	2.19E+00	1.30E+00	pCi/L
7C2 Rattlesnake Canyon-R(306155004) - SW	11-Jun-12	Cesium-137	-9.06E-01	2.18E+00	1.74E+00	pCi/L
7C2 Rattlesnake Canyon-R(306155004) - SW	11-Jun-12	Cobalt-58	6.65E-01	1.72E+00	1.02E+00	pCi/L
7C2 Rattlesnake Canyon-R(306155004) - SW	11-Jun-12	Cobalt-60	4.91E-01	1.90E+00	1.10E+00	pCi/L
7C2 Rattlesnake Canyon-R(306155004) - SW	11-Jun-12	Iodine-131	7.59E-01	3.41E+00	2.01E+00	pCi/L
7C2 Rattlesnake Canyon-R(306155004) - SW	11-Jun-12	Iron-55	5.21E+01	1.28E+02	8.96E+01	pCi/L
7C2 Rattlesnake Canyon-R(306155004) - SW	11-Jun-12	Iron-59	-1.06E+00	3.39E+00	2.18E+00	pCi/L
7C2 Rattlesnake Canyon-R(306155004) - SW	11-Jun-12	Lanthanum-140	1.30E+00	3.06E+00	1.80E+00	pCi/L
7C2 Rattlesnake Canyon-R(306155004) - SW	11-Jun-12	Manganese-54	-7.58E-01	1.51E+00	1.01E+00	pCi/L
7C2 Rattlesnake Canyon-R(306155004) - SW	11-Jun-12	Nickel-63	-4.31E+00	3.16E+01	1.87E+01	pCi/L
7C2 Rattlesnake Canyon-R(306155004) - SW	11-Jun-12	Niobium-95	4.96E-01	1.74E+00	1.02E+00	pCi/L
7C2 Rattlesnake Canyon-R(306155004) - SW	11-Jun-12	Potassium-40	3.95E+02	1.77E+01	4.80E+01	pCi/L
7C2 Rattlesnake Canyon-R(306155004) - SW	11-Jun-12	Total Strontium	-1.29E+00	1.78E+00	1.00E+00	pCi/L
7C2 Rattlesnake Canyon-R(306155004) - SW	11-Jun-12	Tritium	-4.44E+01	2.25E+02	1.32E+02	pCi/L
7C2 Rattlesnake Canyon-R(306155004) - SW	11-Jun-12	Zinc-65	-1.16E+00	3.56E+00	2.30E+00	pCi/L
7C2 Rattlesnake Canyon-R(306155004) - SW	11-Jun-12	Zirconium-95	1.88E+00	3.19E+00	1.96E+00	pCi/L

7D1 Avila Gate - Air Charcoal

Sample Name	Date Collected	Nuclide	Result	MDC	2 Sigma TPU	Units
7D1 Avila Gate(293900009) - AC	7-Jan-12	Iodine-131	-1.94E-03	1.28E-02	7.92E-03	pCi/m3
7D1 Avila Gate(294429009) - AC	14-Jan-12	Iodine-131	-1.97E-03	1.14E-02	7.07E-03	pCi/m3
7D1 Avila Gate(294804009) - AC	21-Jan-12	Iodine-131	-7.88E-04	1.05E-02	6.29E-03	pCi/m3
7D1 Avila Gate(295197009) - AC	28-Jan-12	Iodine-131	7.41E-05	1.12E-02	6.50E-03	pCi/m3
7D1 Avila Gate(295707009) - AC	4-Feb-12	Iodine-131	-1.05E-03	1.20E-02	7.25E-03	pCi/m3
7D1 Avila Gate(296101009) - AC	11-Feb-12	Iodine-131	-3.75E-03	1.06E-02	6.91E-03	pCi/m3
7D1 Avila Gate(296457009) - AC	18-Feb-12	Iodine-131	1.63E-04	1.25E-02	7.28E-03	pCi/m3
7D1 Avila Gate(296852009) - AC	25-Feb-12	Iodine-131	-9.62E-04	2.08E-02	1.25E-02	pCi/m3
7D1 Avila Gate(297270009) - AC	3-Mar-12	Iodine-131	-8.69E-03	1.15E-02	9.14E-03	pCi/m3
7D1 Avila Gate(297686009) - AC	10-Mar-12	Iodine-131	-4.28E-03	1.20E-02	8.24E-03	pCi/m3
7D1 Avila Gate(298090009) - AC	17-Mar-12	Iodine-131	-3.86E-03	1.00E-02	6.83E-03	pCi/m3
7D1 Avila Gate(298440009) - AC	24-Mar-12	Iodine-131	8.66E-04	9.71E-03	5.62E-03	pCi/m3
7D1 Avila Gate(301039009) - AC	31-Mar-12	Iodine-131	-1.26E-04	1.25E-02	7.58E-03	pCi/m3
7D1 Avila Gate(302547009) - AC	7-Apr-12	Iodine-131	7.12E-03	1.18E-02	6.69E-03	pCi/m3
7D1 Avila Gate(302940009) - AC	14-Apr-12	Iodine-131	1.57E-03	1.32E-02	7.80E-03	pCi/m3
7D1 Avila Gate(303291009) - AC	21-Apr-12	Iodine-131	6.58E-03	1.29E-02	7.23E-03	pCi/m3
7D1 Avila Gate(303713009) - AC	28-Apr-12	Iodine-131	6.44E-03	1.20E-02	7.01E-03	pCi/m3
7D1 Avila Gate(304127009) - AC	5-May-12	Iodine-131	-3.13E-03	9.74E-03	6.16E-03	pCi/m3
7D1 Avila Gate(304550009) - AC	12-May-12	Iodine-131	4.03E-03	2.22E-02	1.28E-02	pCi/m3
7D1 Avila Gate(304958009) - AC	19-May-12	Iodine-131	1.72E-03	1.56E-02	8.84E-03	pCi/m3
7D1 Avila Gate(305236009) - AC	26-May-12	Iodine-131	1.04E-03	1.01E-02	5.76E-03	pCi/m3
7D1 Avila Gate(305629009) - AC	2-Jun-12	Iodine-131	-1.43E-03	2.18E-02	1.29E-02	pCi/m3
7D1 Avila Gate(306063009) - AC	9-Jun-12	Iodine-131	7.41E-03	1.37E-02	8.21E-03	pCi/m3
7D1 Avila Gate(306466009) - AC	16-Jun-12	Iodine-131	7.30E-03	1.35E-02	7.53E-03	pCi/m3
7D1 Avila Gate(306808009) - AC	23-Jun-12	Iodine-131	8.22E-03	1.37E-02	7.86E-03	pCi/m3

2012 DCPD Analysis Results Appendix C

7D1 Avila Gate(307348009) - AC	30-Jun-12	Iodine-131	-4.26E-04	1.37E-02	8.37E-03	pCi/m3
7D1 Avila Gate(307690009) - AC	7-Jul-12	Iodine-131	-5.21E-03	1.36E-02	8.95E-03	pCi/m3
7D1 Avila Gate(308147009) - AC	14-Jul-12	Iodine-131	4.76E-03	1.12E-02	6.41E-03	pCi/m3
7D1 Avila Gate(308569009) - AC	21-Jul-12	Iodine-131	4.57E-03	1.23E-02	7.11E-03	pCi/m3
7D1 Avila Gate(308980009) - AC	28-Jul-12	Iodine-131	1.88E-03	1.11E-02	6.37E-03	pCi/m3
7D1 Avila Gate(309364009) - AC	4-Aug-12	Iodine-131	2.90E-03	1.65E-02	9.80E-03	pCi/m3
7D1 Avila Gate(309747009) - AC	11-Aug-12	Iodine-131	-2.58E-03	1.27E-02	7.84E-03	pCi/m3
7D1 Avila Gate(310131009) - AC	18-Aug-12	Iodine-131	-1.40E-03	1.05E-02	6.50E-03	pCi/m3
7D1 Avila Gate(310457009) - AC	25-Aug-12	Iodine-131	-8.86E-04	8.99E-03	5.50E-03	pCi/m3
7D1 Avila Gate(310729009) - AC	1-Sep-12	Iodine-131	-6.09E-03	1.37E-02	9.66E-03	pCi/m3
7D1 Avila Gate(311201009) - AC	8-Sep-12	Iodine-131	6.22E-03	1.63E-02	9.11E-03	pCi/m3
7D1 Avila Gate(311588009) - AC	15-Sep-12	Iodine-131	-1.85E-03	1.23E-02	7.80E-03	pCi/m3
7D1 Avila Gate(312018009) - AC	22-Sep-12	Iodine-131	7.28E-03	1.54E-02	8.96E-03	pCi/m3
7D1 Avila Gate(312421009) - AC	29-Sep-12	Iodine-131	1.76E-03	9.28E-03	5.16E-03	pCi/m3
7D1 Avila Gate(312998009) - AC	6-Oct-12	Iodine-131	-2.20E-03	9.21E-03	5.89E-03	pCi/m3
7D1 Avila Gate(313514009) - AC	13-Oct-12	Iodine-131	1.28E-03	1.37E-02	7.99E-03	pCi/m3
7D1 Avila Gate(313958009) - AC	20-Oct-12	Iodine-131	-4.13E-03	1.18E-02	7.82E-03	pCi/m3
7D1 Avila Gate(314389009) - AC	27-Oct-12	Iodine-131	-5.05E-03	1.21E-02	8.46E-03	pCi/m3
7D1 Avila Gate(314793009) - AC	4-Nov-12	Iodine-131	-2.28E-05	1.14E-02	6.92E-03	pCi/m3
7D1 Avila Gate(315297009) - AC	10-Nov-12	Iodine-131	-7.33E-04	1.32E-02	7.95E-03	pCi/m3
7D1 Avila Gate(315667009) - AC	17-Nov-12	Iodine-131	-3.41E-03	1.38E-02	8.98E-03	pCi/m3
7D1 Avila Gate(315925009) - AC	24-Nov-12	Iodine-131	8.04E-03	2.25E-02	1.30E-02	pCi/m3
7D1 Avila Gate(316341009) - AC	1-Dec-12	Iodine-131	-1.80E-03	1.09E-02	6.79E-03	pCi/m3
7D1 Avila Gate(316741009) - AC	8-Dec-12	Iodine-131	-5.09E-04	1.40E-02	8.19E-03	pCi/m3
7D1 Avila Gate(317057009) - AC	15-Dec-12	Iodine-131	-4.89E-03	1.23E-02	8.18E-03	pCi/m3
7D1 Avila Gate(317277009) - AC	22-Dec-12	Iodine-131	-1.99E-03	1.28E-02	7.99E-03	pCi/m3
7D1 Avila Gate(317436009) - AC	29-Dec-12	Iodine-131	-4.34E-03	8.28E-03	6.12E-03	pCi/m3

7D1 Avila Gate - Air Particulate

Sample Name	Date Collected	Nuclide	Result	MDC	2 Sigma TPU	Units
7D1 Avila Gate(293900002) - AP	7-Jan-12	BETA	6.95E-02	2.12E-03	1.66E-02	pCi/m3
7D1 Avila Gate(294429002) - AP	14-Jan-12	BETA	7.60E-02	1.86E-03	1.48E-02	pCi/m3
7D1 Avila Gate(294804002) - AP	21-Jan-12	BETA	1.19E-02	1.90E-03	1.56E-02	pCi/m3
7D1 Avila Gate(295197002) - AP	28-Jan-12	BETA	7.08E-02	1.85E-03	1.72E-02	pCi/m3
7D1 Avila Gate(295707002) - AP	4-Feb-12	BETA	5.85E-02	1.76E-03	1.18E-02	pCi/m3
7D1 Avila Gate(296101002) - AP	11-Feb-12	BETA	3.19E-02	1.80E-03	1.31E-02	pCi/m3
7D1 Avila Gate(296457002) - AP	18-Feb-12	BETA	1.72E-02	1.74E-03	1.31E-02	pCi/m3
7D1 Avila Gate(296852002) - AP	25-Feb-12	BETA	3.08E-02	1.62E-03	1.36E-02	pCi/m3
7D1 Avila Gate(297270002) - AP	3-Mar-12	BETA	1.83E-02	1.94E-03	1.39E-02	pCi/m3
7D1 Avila Gate(297686002) - AP	10-Mar-12	BETA	2.53E-02	1.93E-03	1.74E-02	pCi/m3
7D1 Avila Gate(298090002) - AP	17-Mar-12	BETA	1.02E-02	1.89E-03	1.03E-02	pCi/m3
7D1 Avila Gate(298440002) - AP	24-Mar-12	BETA	1.08E-02	1.88E-03	1.50E-02	pCi/m3
7D1 Avila Gate(301039002) - AP	31-Mar-12	BETA	1.99E-02	1.81E-03	1.31E-02	pCi/m3
7D1 Avila Gate(302547002) - AP	7-Apr-12	BETA	2.50E-02	1.79E-03	1.37E-02	pCi/m3

2012 DCPD Analysis Results Appendix C

7D1 Avila Gate(302940002) - AP	14-Apr-12	BETA	1.24E-02	1.97E-03	1.57E-02	pCi/m3
7D1 Avila Gate(303291002) - AP	21-Apr-12	BETA	1.11E-02	2.00E-03	1.38E-02	pCi/m3
7D1 Avila Gate(303713002) - AP	28-Apr-12	BETA	1.33E-02	1.86E-03	1.16E-02	pCi/m3
7D1 Avila Gate(304127002) - AP	5-May-12	BETA	2.96E-02	1.75E-03	1.41E-02	pCi/m3
7D1 Avila Gate(304550002) - AP	12-May-12	BETA	2.08E-02	1.74E-03	1.36E-02	pCi/m3
7D1 Avila Gate(304958002) - AP	19-May-12	BETA	1.83E-02	1.89E-03	1.40E-02	pCi/m3
7D1 Avila Gate(305236002) - AP	26-May-12	BETA	1.14E-02	1.75E-03	1.31E-02	pCi/m3
7D1 Avila Gate(305629002) - AP	2-Jun-12	BETA	1.14E-02	2.34E-03	1.50E-02	pCi/m3
7D1 Avila Gate(306063002) - AP	9-Jun-12	BETA	1.65E-02	2.37E-03	1.54E-02	pCi/m3
7D1 Avila Gate(306466002) - AP	16-Jun-12	BETA	8.64E-03	2.54E-03	1.56E-02	pCi/m3
7D1 Avila Gate(306808002) - AP	23-Jun-12	BETA	1.03E-02	2.53E-03	1.62E-02	pCi/m3
7D1 Avila Gate(307348002) - AP	30-Jun-12	BETA	8.17E-03	1.70E-03	1.31E-02	pCi/m3
7D1 Avila Gate(307690002) - AP	7-Jul-12	BETA	9.44E-03	1.84E-03	1.55E-02	pCi/m3
7D1 Avila Gate(308147002) - AP	14-Jul-12	BETA	1.10E-02	1.82E-03	1.11E-02	pCi/m3
7D1 Avila Gate(308569002) - AP	21-Jul-12	BETA	9.24E-03	1.67E-03	1.38E-02	pCi/m3
7D1 Avila Gate(308980002) - AP	28-Jul-12	BETA	1.61E-02	1.73E-03	1.05E-02	pCi/m3
7D1 Avila Gate(309364002) - AP	4-Aug-12	BETA	1.32E-02	1.71E-03	1.27E-02	pCi/m3
7D1 Avila Gate(309747002) - AP	11-Aug-12	BETA	1.57E-02	1.63E-03	1.29E-02	pCi/m3
7D1 Avila Gate(310131002) - AP	18-Aug-12	BETA	1.73E-02	1.70E-03	1.29E-02	pCi/m3
7D1 Avila Gate(310457002) - AP	25-Aug-12	BETA	1.60E-02	1.64E-03	1.14E-02	pCi/m3
7D1 Avila Gate(310729002) - AP	1-Sep-12	BETA	1.90E-02	1.61E-03	1.27E-02	pCi/m3
7D1 Avila Gate(311201002) - AP	8-Sep-12	BETA	3.21E-02	1.75E-03	1.19E-02	pCi/m3
7D1 Avila Gate(311588002) - AP	15-Sep-12	BETA	3.67E-02	1.54E-03	1.00E-02	pCi/m3
7D1 Avila Gate(312018002) - AP	22-Sep-12	BETA	4.09E-02	1.62E-03	1.28E-02	pCi/m3
7D1 Avila Gate(312421002) - AP	29-Sep-12	BETA	5.05E-02	1.63E-03	1.53E-02	pCi/m3
7D1 Avila Gate(312998002) - AP	6-Oct-12	BETA	4.27E-02	1.61E-03	1.72E-02	pCi/m3
7D1 Avila Gate(313514002) - AP	13-Oct-12	BETA	5.43E-02	1.60E-03	1.63E-02	pCi/m3
7D1 Avila Gate(313958002) - AP	20-Oct-12	BETA	1.72E-02	1.55E-03	1.07E-02	pCi/m3
7D1 Avila Gate(314389002) - AP	27-Oct-12	BETA	4.08E-02	1.57E-03	1.32E-02	pCi/m3
7D1 Avila Gate(314793002) - AP	4-Nov-12	BETA	4.33E-02	1.62E-03	1.35E-02	pCi/m3
7D1 Avila Gate(315297002) - AP	10-Nov-12	BETA	4.48E-02	1.67E-03	1.23E-02	pCi/m3
7D1 Avila Gate(315667002) - AP	17-Nov-12	BETA	4.21E-02	1.69E-03	1.16E-02	pCi/m3
7D1 Avila Gate(315925002) - AP	24-Nov-12	BETA	4.98E-02	1.47E-03	1.08E-02	pCi/m3
7D1 Avila Gate(316341002) - AP	1-Dec-12	BETA	1.26E-02	1.51E-03	1.16E-02	pCi/m3
7D1 Avila Gate(316741002) - AP	8-Dec-12	BETA	4.49E-02	1.55E-03	1.27E-02	pCi/m3
7D1 Avila Gate(317057002) - AP	15-Dec-12	BETA	1.48E-02	1.45E-03	1.18E-02	pCi/m3
7D1 Avila Gate(317277002) - AP	22-Dec-12	BETA	1.97E-02	1.64E-03	1.11E-02	pCi/m3
7D1 Avila Gate(317436002) - AP	29-Dec-12	BETA	2.75E-02	1.65E-03	1.31E-02	pCi/m3
7D1 Avila Gate(302777002) - AP	11-Feb-12	Beryllium-7	1.33E-01	1.05E-02	2.20E-02	pCi/m3
7D1 Avila Gate(308050002) - AP	12-May-12	Beryllium-7	6.32E-02	8.57E-03	1.38E-02	pCi/m3
7D1 Avila Gate(313322002) - AP	11-Aug-12	Beryllium-7	8.00E-02	1.37E-02	1.48E-02	pCi/m3
7D1 Avila Gate(318773002) - AP	10-Nov-12	Beryllium-7	8.51E-02	1.16E-02	1.69E-02	pCi/m3
7D1 Avila Gate(302777002) - AP	11-Feb-12	Cesium-134	-4.41E-04	3.89E-04	4.20E-04	pCi/m3
7D1 Avila Gate(308050002) - AP	12-May-12	Cesium-134	-9.43E-05	6.29E-04	3.95E-04	pCi/m3

2012 DCPD Analysis Results Appendix C

7D1 Avila Gate(313322002) - AP	11-Aug-12	Cesium-134	3.98E-04	1.02E-03	5.97E-04	pCi/m3
7D1 Avila Gate(318773002) - AP	10-Nov-12	Cesium-134	2.04E-05	3.73E-04	2.18E-04	pCi/m3
7D1 Avila Gate(302777002) - AP	11-Feb-12	Cesium-137	-2.99E-04	6.57E-04	4.75E-04	pCi/m3
7D1 Avila Gate(308050002) - AP	12-May-12	Cesium-137	2.33E-04	5.56E-04	3.12E-04	pCi/m3
7D1 Avila Gate(313322002) - AP	11-Aug-12	Cesium-137	-1.99E-04	6.92E-04	4.32E-04	pCi/m3
7D1 Avila Gate(318773002) - AP	10-Nov-12	Cesium-137	7.36E-05	5.56E-04	3.20E-04	pCi/m3

7D3 Avila Pier - Market Fish

Sample Name	Date Collected	Nuclide	Result	MDC	2 Sigma TPU	Units
7D3 Avila Pier(315931001) - FH Market	27-Nov-12	Cesium-134	-4.50E-01	4.38E+00	2.61E+00	pCi/kg
7D3 Avila Pier(315931001) - FH Market	27-Nov-12	Cesium-137	4.78E+00	4.78E+00	3.60E+00	pCi/kg
7D3 Avila Pier(315931001) - FH Market	27-Nov-12	Cobalt-58	5.02E-01	4.07E+00	2.37E+00	pCi/kg
7D3 Avila Pier(315931001) - FH Market	27-Nov-12	Cobalt-60	-1.94E-01	4.35E+00	2.56E+00	pCi/kg
7D3 Avila Pier(315931001) - FH Market	27-Nov-12	Iron-59	1.14E+00	9.60E+00	5.73E+00	pCi/kg
7D3 Avila Pier(315931001) - FH Market	27-Nov-12	Manganese-54	-2.56E+00	3.77E+00	2.67E+00	pCi/kg
7D3 Avila Pier(315931001) - FH Market	27-Nov-12	Potassium-40	3.39E+03	3.51E+01	3.11E+02	pCi/kg
7D3 Avila Pier(315931001) - FH Market	27-Nov-12	Zinc-65	-3.19E+00	1.04E+01	6.65E+00	pCi/kg

7G1 Arroyo Grande - Vegetation

Sample Name	Date Collected	Nuclide	Result	MDC	2 Sigma TPU	Units
7G1 Arroyo Grande(295596002) - VG Brdleaf	6-Feb-12	Beryllium-7	2.01E+02	5.93E+01	5.86E+01	pCi/kg
7G1 Arroyo Grande(301044002) - VG Brdleaf	3-Apr-12	Beryllium-7	2.00E+02	7.18E+01	7.06E+01	pCi/kg
7G1 Arroyo Grande(304044002) - VG Brdleaf	7-May-12	Beryllium-7	2.28E+02	9.07E+01	1.05E+02	pCi/kg
7G1 Arroyo Grande(315665002) - VG Brdleaf	19-Nov-12	Beryllium-7	4.32E+02	7.90E+01	9.28E+01	pCi/kg
7G1 Arroyo Grande(316659002) - VG Brdleaf	10-Dec-12	Beryllium-7	9.94E+01	6.00E+01	4.79E+01	pCi/kg
7G1 Arroyo Grande(293819002) - VG Brdleaf	9-Jan-12	Cesium-134	-1.28E+00	9.16E+00	5.62E+00	pCi/kg
7G1 Arroyo Grande(295596002) - VG Brdleaf	6-Feb-12	Cesium-134	1.06E+00	8.81E+00	5.12E+00	pCi/kg
7G1 Arroyo Grande(297176002) - VG Brdleaf	5-Mar-12	Cesium-134	-2.41E+00	8.37E+00	5.23E+00	pCi/kg
7G1 Arroyo Grande(301044002) - VG Brdleaf	3-Apr-12	Cesium-134	1.88E+00	1.07E+01	6.38E+00	pCi/kg
7G1 Arroyo Grande(304044002) - VG Brdleaf	7-May-12	Cesium-134	-3.00E-01	1.44E+01	8.71E+00	pCi/kg
7G1 Arroyo Grande(306060002) - VG Brdleaf	12-Jun-12	Cesium-134	2.91E+00	1.09E+01	6.48E+00	pCi/kg
7G1 Arroyo Grande(308586001) - VG Brdleaf	24-Jul-12	Cesium-134	2.44E+00	1.06E+01	6.32E+00	pCi/kg
7G1 Arroyo Grande(309271002) - VG Brdleaf	6-Aug-12	Cesium-134	-4.40E-01	7.69E+00	4.57E+00	pCi/kg
7G1 Arroyo Grande(311498002) - VG Brdleaf	17-Sep-12	Cesium-134	-6.18E+00	1.13E+01	7.59E+00	pCi/kg
7G1 Arroyo Grande(312986002) - VG Brdleaf	9-Oct-12	Cesium-134	2.81E+00	1.03E+01	6.05E+00	pCi/kg
7G1 Arroyo Grande(315665002) - VG Brdleaf	19-Nov-12	Cesium-134	5.58E+00	1.11E+01	6.80E+00	pCi/kg
7G1 Arroyo Grande(316659002) - VG Brdleaf	10-Dec-12	Cesium-134	3.93E+00	8.43E+00	5.01E+00	pCi/kg
7G1 Arroyo Grande(293819002) - VG Brdleaf	9-Jan-12	Cesium-137	2.71E+00	8.00E+00	9.46E+00	pCi/kg
7G1 Arroyo Grande(295596002) - VG Brdleaf	6-Feb-12	Cesium-137	-2.41E+00	9.38E+00	6.82E+00	pCi/kg
7G1 Arroyo Grande(297176002) - VG Brdleaf	5-Mar-12	Cesium-137	-6.38E+00	9.07E+00	8.00E+00	pCi/kg
7G1 Arroyo Grande(301044002) - VG Brdleaf	3-Apr-12	Cesium-137	2.11E+00	9.74E+00	5.75E+00	pCi/kg
7G1 Arroyo Grande(304044002) - VG Brdleaf	7-May-12	Cesium-137	3.69E+00	1.27E+01	7.54E+00	pCi/kg
7G1 Arroyo Grande(306060002) - VG Brdleaf	12-Jun-12	Cesium-137	-4.21E-01	8.39E+00	5.03E+00	pCi/kg
7G1 Arroyo Grande(308586001) - VG Brdleaf	24-Jul-12	Cesium-137	4.26E+00	9.47E+00	5.72E+00	pCi/kg

2012 DCPD Analysis Results Appendix C

7G1 Arroyo Grande(309271002) - VG Brdleaf	6-Aug-12	Cesium-137	5.26E+00	7.15E+00	4.56E+00	pCi/kg
7G1 Arroyo Grande(311498002) - VG Brdleaf	17-Sep-12	Cesium-137	-9.52E-01	9.48E+00	5.84E+00	pCi/kg
7G1 Arroyo Grande(312986002) - VG Brdleaf	9-Oct-12	Cesium-137	-6.12E+00	1.03E+01	8.90E+00	pCi/kg
7G1 Arroyo Grande(315665002) - VG Brdleaf	19-Nov-12	Cesium-137	-1.22E+00	8.93E+00	5.45E+00	pCi/kg
7G1 Arroyo Grande(316659002) - VG Brdleaf	10-Dec-12	Cesium-137	2.64E+01	7.75E+00	8.08E+00	pCi/kg
7G1 Arroyo Grande(293819002) - VG Brdleaf	9-Jan-12	Iodine-131	-2.40E+00	1.06E+01	6.59E+00	pCi/kg
7G1 Arroyo Grande(295596002) - VG Brdleaf	6-Feb-12	Iodine-131	3.65E+00	1.12E+01	6.60E+00	pCi/kg
7G1 Arroyo Grande(297176002) - VG Brdleaf	5-Mar-12	Iodine-131	-2.23E+00	9.75E+00	5.95E+00	pCi/kg
7G1 Arroyo Grande(301044002) - VG Brdleaf	3-Apr-12	Iodine-131	4.02E+00	1.49E+01	9.01E+00	pCi/kg
7G1 Arroyo Grande(304044002) - VG Brdleaf	7-May-12	Iodine-131	-9.56E+00	1.48E+01	1.06E+01	pCi/kg
7G1 Arroyo Grande(306060002) - VG Brdleaf	12-Jun-12	Iodine-131	-2.15E-01	1.47E+01	8.89E+00	pCi/kg
7G1 Arroyo Grande(308586001) - VG Brdleaf	24-Jul-12	Iodine-131	3.12E+00	1.48E+01	8.94E+00	pCi/kg
7G1 Arroyo Grande(309271002) - VG Brdleaf	6-Aug-12	Iodine-131	2.47E+00	1.14E+01	6.73E+00	pCi/kg
7G1 Arroyo Grande(311498002) - VG Brdleaf	17-Sep-12	Iodine-131	1.45E+00	1.08E+01	6.36E+00	pCi/kg
7G1 Arroyo Grande(312986002) - VG Brdleaf	9-Oct-12	Iodine-131	2.82E+00	8.83E+00	5.24E+00	pCi/kg
7G1 Arroyo Grande(315665002) - VG Brdleaf	19-Nov-12	Iodine-131	-1.25E+00	1.21E+01	7.46E+00	pCi/kg
7G1 Arroyo Grande(316659002) - VG Brdleaf	10-Dec-12	Iodine-131	-1.75E+00	1.01E+01	6.08E+00	pCi/kg
7G1 Arroyo Grande(293819002) - VG Brdleaf	9-Jan-12	Potassium-40	2.93E+03	7.96E+01	3.25E+02	pCi/kg
7G1 Arroyo Grande(295596002) - VG Brdleaf	6-Feb-12	Potassium-40	2.16E+03	7.00E+01	2.58E+02	pCi/kg
7G1 Arroyo Grande(297176002) - VG Brdleaf	5-Mar-12	Potassium-40	3.08E+03	6.81E+01	3.25E+02	pCi/kg
7G1 Arroyo Grande(301044002) - VG Brdleaf	3-Apr-12	Potassium-40	2.97E+03	8.00E+01	3.27E+02	pCi/kg
7G1 Arroyo Grande(304044002) - VG Brdleaf	7-May-12	Potassium-40	5.40E+03	1.05E+02	5.59E+02	pCi/kg
7G1 Arroyo Grande(306060002) - VG Brdleaf	12-Jun-12	Potassium-40	4.31E+03	9.03E+01	4.37E+02	pCi/kg
7G1 Arroyo Grande(308586001) - VG Brdleaf	24-Jul-12	Potassium-40	3.02E+03	9.86E+01	3.32E+02	pCi/kg
7G1 Arroyo Grande(309271002) - VG Brdleaf	6-Aug-12	Potassium-40	2.27E+03	5.19E+01	2.56E+02	pCi/kg
7G1 Arroyo Grande(311498002) - VG Brdleaf	17-Sep-12	Potassium-40	4.20E+03	7.64E+01	4.25E+02	pCi/kg
7G1 Arroyo Grande(312986002) - VG Brdleaf	9-Oct-12	Potassium-40	3.88E+03	7.93E+01	4.09E+02	pCi/kg
7G1 Arroyo Grande(315665002) - VG Brdleaf	19-Nov-12	Potassium-40	3.70E+03	8.71E+01	4.01E+02	pCi/kg
7G1 Arroyo Grande(316659002) - VG Brdleaf	10-Dec-12	Potassium-40	3.40E+03	7.11E+01	3.52E+02	pCi/kg

8S1 Target Range - Air Charcoal

Sample Name	Date Collected	Nuclide	Result	MDC	2 Sigma TPU	Units
8S1 Target Range(293900011) - AC	7-Jan-12	Iodine-131	1.66E-03	2.05E-02	1.19E-02	pCi/m3
8S1 Target Range(294429011) - AC	14-Jan-12	Iodine-131	-1.53E-03	2.08E-02	1.26E-02	pCi/m3
8S1 Target Range(294804011) - AC	21-Jan-12	Iodine-131	3.65E-03	1.04E-02	5.92E-03	pCi/m3
8S1 Target Range(295197011) - AC	28-Jan-12	Iodine-131	-1.34E-03	1.20E-02	7.34E-03	pCi/m3
8S1 Target Range(295707011) - AC	4-Feb-12	Iodine-131	-1.22E-03	1.38E-02	8.13E-03	pCi/m3
8S1 Target Range(296101011) - AC	11-Feb-12	Iodine-131	-2.01E-03	1.07E-02	6.70E-03	pCi/m3
8S1 Target Range(296457011) - AC	18-Feb-12	Iodine-131	3.45E-03	1.38E-02	7.80E-03	pCi/m3
8S1 Target Range(296852011) - AC	25-Feb-12	Iodine-131	-2.23E-03	1.01E-02	6.52E-03	pCi/m3
8S1 Target Range(297270011) - AC	3-Mar-12	Iodine-131	-1.90E-03	1.01E-02	6.46E-03	pCi/m3
8S1 Target Range(297686011) - AC	10-Mar-12	Iodine-131	-5.25E-03	1.28E-02	8.58E-03	pCi/m3
8S1 Target Range(298090011) - AC	17-Mar-12	Iodine-131	4.05E-03	1.18E-02	6.84E-03	pCi/m3
8S1 Target Range(298440011) - AC	24-Mar-12	Iodine-131	-3.27E-03	1.33E-02	8.31E-03	pCi/m3

2012 DCPD Analysis Results Appendix C

8S1 Target Range(301039011) - AC	31-Mar-12	Iodine-131	9.28E-03	1.94E-02	1.13E-02	pCi/m3
8S1 Target Range(302547011) - AC	7-Apr-12	Iodine-131	2.04E-03	2.26E-02	1.31E-02	pCi/m3
8S1 Target Range(302940011) - AC	14-Apr-12	Iodine-131	-4.84E-03	9.83E-03	6.85E-03	pCi/m3
8S1 Target Range(303291011) - AC	21-Apr-12	Iodine-131	4.16E-03	1.03E-02	5.56E-03	pCi/m3
8S1 Target Range(303713011) - AC	28-Apr-12	Iodine-131	-1.75E-03	1.01E-02	6.31E-03	pCi/m3
8S1 Target Range(304127011) - AC	5-May-12	Iodine-131	-1.94E-03	7.43E-03	4.96E-03	pCi/m3
8S1 Target Range(304550011) - AC	12-May-12	Iodine-131	1.92E-03	1.17E-02	6.87E-03	pCi/m3
8S1 Target Range(304958011) - AC	19-May-12	Iodine-131	1.71E-03	1.58E-02	9.05E-03	pCi/m3
8S1 Target Range(305236011) - AC	26-May-12	Iodine-131	-3.63E-04	1.10E-02	6.66E-03	pCi/m3
8S1 Target Range(305629011) - AC	2-Jun-12	Iodine-131	-1.62E-03	1.11E-02	6.87E-03	pCi/m3
8S1 Target Range(306063011) - AC	9-Jun-12	Iodine-131	-4.97E-04	1.34E-02	7.88E-03	pCi/m3
8S1 Target Range(306466011) - AC	16-Jun-12	Iodine-131	-4.01E-03	1.02E-02	7.05E-03	pCi/m3
8S1 Target Range(306808011) - AC	23-Jun-12	Iodine-131	-6.66E-03	1.14E-02	8.57E-03	pCi/m3
8S1 Target Range(307348011) - AC	30-Jun-12	Iodine-131	-2.65E-03	1.39E-02	8.91E-03	pCi/m3
8S1 Target Range(307690011) - AC	7-Jul-12	Iodine-131	7.11E-03	1.67E-02	9.86E-03	pCi/m3
8S1 Target Range(308147011) - AC	14-Jul-12	Iodine-131	8.27E-06	1.15E-02	6.85E-03	pCi/m3
8S1 Target Range(308569011) - AC	21-Jul-12	Iodine-131	-2.73E-03	1.03E-02	6.71E-03	pCi/m3
8S1 Target Range(308980011) - AC	28-Jul-12	Iodine-131	-4.19E-05	9.96E-03	5.89E-03	pCi/m3
8S1 Target Range(309364011) - AC	4-Aug-12	Iodine-131	-5.87E-03	1.43E-02	9.84E-03	pCi/m3
8S1 Target Range(309747011) - AC	11-Aug-12	Iodine-131	1.89E-03	1.31E-02	7.44E-03	pCi/m3
8S1 Target Range(310131011) - AC	18-Aug-12	Iodine-131	-4.25E-03	9.44E-03	6.56E-03	pCi/m3
8S1 Target Range(310457011) - AC	25-Aug-12	Iodine-131	2.94E-03	1.27E-02	7.34E-03	pCi/m3
8S1 Target Range(310729011) - AC	1-Sep-12	Iodine-131	3.05E-03	1.09E-02	6.07E-03	pCi/m3
8S1 Target Range(311201011) - AC	8-Sep-12	Iodine-131	-1.95E-03	1.25E-02	7.81E-03	pCi/m3
8S1 Target Range(311588011) - AC	15-Sep-12	Iodine-131	-1.47E-02	2.13E-02	1.62E-02	pCi/m3
8S1 Target Range(312018011) - AC	22-Sep-12	Iodine-131	-2.19E-03	1.29E-02	7.88E-03	pCi/m3
8S1 Target Range(312421011) - AC	29-Sep-12	Iodine-131	-1.54E-03	1.20E-02	7.27E-03	pCi/m3
8S1 Target Range(312998011) - AC	6-Oct-12	Iodine-131	1.69E-03	9.27E-03	5.24E-03	pCi/m3
8S1 Target Range(313514011) - AC	13-Oct-12	Iodine-131	-1.79E-03	1.14E-02	7.11E-03	pCi/m3
8S1 Target Range(313958011) - AC	20-Oct-12	Iodine-131	8.43E-04	1.48E-02	8.91E-03	pCi/m3
8S1 Target Range(314389011) - AC	27-Oct-12	Iodine-131	-3.58E-03	8.67E-03	5.91E-03	pCi/m3
8S1 Target Range(314793011) - AC	4-Nov-12	Iodine-131	-7.81E-04	1.16E-02	6.90E-03	pCi/m3
8S1 Target Range(315297011) - AC	10-Nov-12	Iodine-131	3.89E-03	1.48E-02	8.42E-03	pCi/m3
8S1 Target Range(315667011) - AC	17-Nov-12	Iodine-131	-1.04E-02	1.57E-02	1.20E-02	pCi/m3
8S1 Target Range(315925011) - AC	24-Nov-12	Iodine-131	8.31E-03	1.56E-02	8.84E-03	pCi/m3
8S1 Target Range(316341011) - AC	1-Dec-12	Iodine-131	4.51E-04	9.98E-03	5.87E-03	pCi/m3
8S1 Target Range(316741011) - AC	8-Dec-12	Iodine-131	-3.73E-03	1.97E-02	1.24E-02	pCi/m3
8S1 Target Range(317057011) - AC	15-Dec-12	Iodine-131	-5.93E-03	1.48E-02	1.01E-02	pCi/m3
8S1 Target Range(317277011) - AC	22-Dec-12	Iodine-131	-8.78E-03	1.31E-02	1.03E-02	pCi/m3
8S1 Target Range(317436011) - AC	29-Dec-12	Iodine-131	-7.71E-05	2.03E-02	1.19E-02	pCi/m3

8S1 Target Range - Air Particulate

Sample Name	Date Collected	Nuclide	Result	MDC	2 Sigma TPU	Units
8S1 Target Range(293900004) - AP	7-Jan-12	BETA	6.30E-02	2.14E-03	1.66E-02	pCi/m3

2012 DCPD Analysis Results Appendix C

8S1 Target Range(294429004) - AP	14-Jan-12	BETA	6.17E-02	1.85E-03	1.43E-02	pCi/m3
8S1 Target Range(294804004) - AP	21-Jan-12	BETA	8.81E-03	1.88E-03	1.54E-02	pCi/m3
8S1 Target Range(295197004) - AP	28-Jan-12	BETA	5.03E-02	1.83E-03	1.65E-02	pCi/m3
8S1 Target Range(295707004) - AP	4-Feb-12	BETA	6.58E-02	1.76E-03	1.21E-02	pCi/m3
8S1 Target Range(296101004) - AP	11-Feb-12	BETA	3.45E-02	1.80E-03	1.32E-02	pCi/m3
8S1 Target Range(296457004) - AP	18-Feb-12	BETA	2.03E-02	1.74E-03	1.32E-02	pCi/m3
8S1 Target Range(296852004) - AP	25-Feb-12	BETA	2.26E-02	1.65E-03	1.37E-02	pCi/m3
8S1 Target Range(297270004) - AP	3-Mar-12	BETA	1.61E-02	1.93E-03	1.38E-02	pCi/m3
8S1 Target Range(297686004) - AP	10-Mar-12	BETA	2.11E-02	1.95E-03	1.75E-02	pCi/m3
8S1 Target Range(298090004) - AP	17-Mar-12	BETA	9.87E-03	1.87E-03	1.02E-02	pCi/m3
8S1 Target Range(298440004) - AP	24-Mar-12	BETA	8.00E-03	1.87E-03	1.48E-02	pCi/m3
8S1 Target Range(301039004) - AP	31-Mar-12	BETA	1.53E-02	1.76E-03	1.27E-02	pCi/m3
8S1 Target Range(302547004) - AP	7-Apr-12	BETA	1.19E-02	1.80E-03	1.34E-02	pCi/m3
8S1 Target Range(302940004) - AP	14-Apr-12	BETA	1.04E-02	1.97E-03	1.57E-02	pCi/m3
8S1 Target Range(303291004) - AP	21-Apr-12	BETA	1.04E-02	2.00E-03	1.38E-02	pCi/m3
8S1 Target Range(303713004) - AP	28-Apr-12	BETA	1.12E-02	1.84E-03	1.14E-02	pCi/m3
8S1 Target Range(304127004) - AP	5-May-12	BETA	2.30E-02	1.73E-03	1.38E-02	pCi/m3
8S1 Target Range(304550004) - AP	12-May-12	BETA	2.03E-02	1.74E-03	1.36E-02	pCi/m3
8S1 Target Range(304958004) - AP	19-May-12	BETA	1.55E-03	1.92E-03	1.38E-02	pCi/m3
8S1 Target Range(305236004) - AP	26-May-12	BETA	1.33E-02	1.77E-03	1.32E-02	pCi/m3
8S1 Target Range(305629004) - AP	2-Jun-12	BETA	8.96E-03	2.31E-03	1.47E-02	pCi/m3
8S1 Target Range(306063004) - AP	9-Jun-12	BETA	1.40E-02	2.33E-03	1.51E-02	pCi/m3
8S1 Target Range(306466004) - AP	16-Jun-12	BETA	1.01E-02	2.51E-03	1.55E-02	pCi/m3
8S1 Target Range(306808004) - AP	23-Jun-12	BETA	9.03E-03	2.51E-03	1.60E-02	pCi/m3
8S1 Target Range(307348004) - AP	30-Jun-12	BETA	4.70E-03	1.68E-03	1.29E-02	pCi/m3
8S1 Target Range(307690004) - AP	7-Jul-12	BETA	8.99E-03	1.82E-03	1.53E-02	pCi/m3
8S1 Target Range(308147004) - AP	14-Jul-12	BETA	9.38E-03	1.79E-03	1.09E-02	pCi/m3
8S1 Target Range(308569004) - AP	21-Jul-12	BETA	1.21E-02	1.61E-03	1.34E-02	pCi/m3
8S1 Target Range(308980004) - AP	28-Jul-12	BETA	1.65E-02	1.70E-03	1.03E-02	pCi/m3
8S1 Target Range(309364004) - AP	4-Aug-12	BETA	6.52E-03	1.70E-03	1.24E-02	pCi/m3
8S1 Target Range(309747004) - AP	11-Aug-12	BETA	1.21E-02	1.66E-03	1.31E-02	pCi/m3
8S1 Target Range(310131004) - AP	18-Aug-12	BETA	1.53E-02	1.70E-03	1.29E-02	pCi/m3
8S1 Target Range(310457004) - AP	25-Aug-12	BETA	1.57E-02	1.68E-03	1.17E-02	pCi/m3
8S1 Target Range(310729004) - AP	1-Sep-12	BETA	2.28E-02	1.64E-03	1.30E-02	pCi/m3
8S1 Target Range(311201004) - AP	8-Sep-12	BETA	3.12E-02	1.79E-03	1.21E-02	pCi/m3
8S1 Target Range(311588004) - AP	15-Sep-12	BETA	3.64E-02	1.60E-03	1.03E-02	pCi/m3
8S1 Target Range(312018004) - AP	22-Sep-12	BETA	3.81E-02	1.63E-03	1.28E-02	pCi/m3
8S1 Target Range(312421004) - AP	29-Sep-12	BETA	4.81E-02	1.65E-03	1.54E-02	pCi/m3
8S1 Target Range(312998004) - AP	6-Oct-12	BETA	2.98E-02	1.63E-03	1.71E-02	pCi/m3
8S1 Target Range(313514004) - AP	13-Oct-12	BETA	3.46E-02	1.60E-03	1.59E-02	pCi/m3
8S1 Target Range(313958004) - AP	20-Oct-12	BETA	2.49E-02	1.59E-03	1.12E-02	pCi/m3
8S1 Target Range(314389004) - AP	27-Oct-12	BETA	2.90E-02	1.57E-03	1.29E-02	pCi/m3
8S1 Target Range(314793004) - AP	4-Nov-12	BETA	4.02E-02	1.65E-03	1.37E-02	pCi/m3
8S1 Target Range(315297004) - AP	10-Nov-12	BETA	5.30E-02	1.61E-03	1.21E-02	pCi/m3

2012 DCP Analysis Results Appendix C

8S1 Target Range(315667004) - AP	17-Nov-12	BETA	4.44E-02	1.76E-03	1.21E-02	pCi/m3
8S1 Target Range(315925004) - AP	24-Nov-12	BETA	5.32E-02	1.46E-03	1.08E-02	pCi/m3
8S1 Target Range(316341004) - AP	1-Dec-12	BETA	1.26E-02	1.53E-03	1.18E-02	pCi/m3
8S1 Target Range(316741004) - AP	8-Dec-12	BETA	4.40E-02	1.56E-03	1.27E-02	pCi/m3
8S1 Target Range(317057004) - AP	15-Dec-12	BETA	1.57E-02	1.46E-03	1.18E-02	pCi/m3
8S1 Target Range(317277004) - AP	22-Dec-12	BETA	1.64E-02	1.65E-03	1.12E-02	pCi/m3
8S1 Target Range(317436004) - AP	29-Dec-12	BETA	2.60E-02	1.66E-03	1.31E-02	pCi/m3
8S1 Target Range(302777004) - AP	11-Feb-12	Beryllium-7	1.41E-01	1.10E-02	2.41E-02	pCi/m3
8S1 Target Range(308050004) - AP	12-May-12	Beryllium-7	7.10E-02	7.87E-03	1.75E-02	pCi/m3
8S1 Target Range(313322004) - AP	11-Aug-12	Beryllium-7	6.50E-02	5.31E-03	1.12E-02	pCi/m3
8S1 Target Range(318773004) - AP	10-Nov-12	Beryllium-7	1.01E-01	1.26E-02	1.98E-02	pCi/m3
8S1 Target Range(302777004) - AP	11-Feb-12	Cesium-134	-1.31E-04	6.44E-04	4.29E-04	pCi/m3
8S1 Target Range(308050004) - AP	12-May-12	Cesium-134	2.16E-04	7.79E-04	4.03E-04	pCi/m3
8S1 Target Range(313322004) - AP	11-Aug-12	Cesium-134	-9.00E-05	4.00E-04	2.53E-04	pCi/m3
8S1 Target Range(318773004) - AP	10-Nov-12	Cesium-134	-3.67E-05	5.89E-04	3.52E-04	pCi/m3
8S1 Target Range(302777004) - AP	11-Feb-12	Cesium-137	7.05E-05	5.55E-04	5.84E-04	pCi/m3
8S1 Target Range(308050004) - AP	12-May-12	Cesium-137	1.94E-05	6.01E-04	3.47E-04	pCi/m3
8S1 Target Range(313322004) - AP	11-Aug-12	Cesium-137	1.17E-04	3.37E-04	1.87E-04	pCi/m3
8S1 Target Range(318773004) - AP	10-Nov-12	Cesium-137	-8.25E-05	5.37E-04	3.48E-04	pCi/m3

8S2 SW Site Boundary - Air Charcoal

Sample Name	Date Collected	Nuclide	Result	MDC	2 Sigma TPU	Units
8S2 SW Site Boundary(293900010) - AC	7-Jan-12	Iodine-131	-3.28E-03	1.12E-02	7.29E-03	pCi/m3
8S2 SW Site Boundary(294429010) - AC	14-Jan-12	Iodine-131	5.81E-04	1.09E-02	6.39E-03	pCi/m3
8S2 SW Site Boundary(294804010) - AC	21-Jan-12	Iodine-131	-2.19E-03	1.55E-02	9.62E-03	pCi/m3
8S2 SW Site Boundary(295197010) - AC	28-Jan-12	Iodine-131	3.88E-03	1.03E-02	5.84E-03	pCi/m3
8S2 SW Site Boundary(295707010) - AC	4-Feb-12	Iodine-131	5.38E-03	1.33E-02	7.66E-03	pCi/m3
8S2 SW Site Boundary(296101010) - AC	11-Feb-12	Iodine-131	6.59E-04	9.37E-03	5.38E-03	pCi/m3
8S2 SW Site Boundary(296457010) - AC	18-Feb-12	Iodine-131	-7.62E-05	1.15E-02	6.88E-03	pCi/m3
8S2 SW Site Boundary(296852010) - AC	25-Feb-12	Iodine-131	-4.61E-03	1.40E-02	9.12E-03	pCi/m3
8S2 SW Site Boundary(297270010) - AC	3-Mar-12	Iodine-131	4.08E-03	1.05E-02	5.89E-03	pCi/m3
8S2 SW Site Boundary(297686010) - AC	10-Mar-12	Iodine-131	3.75E-04	9.23E-03	5.39E-03	pCi/m3
8S2 SW Site Boundary(298090010) - AC	17-Mar-12	Iodine-131	-5.74E-03	8.39E-03	6.61E-03	pCi/m3
8S2 SW Site Boundary(298440010) - AC	24-Mar-12	Iodine-131	5.64E-03	1.69E-02	9.54E-03	pCi/m3
8S2 SW Site Boundary(301039010) - AC	31-Mar-12	Iodine-131	6.69E-03	1.26E-02	7.33E-03	pCi/m3
8S2 SW Site Boundary(302547010) - AC	7-Apr-12	Iodine-131	-4.11E-03	1.18E-02	7.53E-03	pCi/m3
8S2 SW Site Boundary(302940010) - AC	14-Apr-12	Iodine-131	-4.94E-03	1.88E-02	1.17E-02	pCi/m3
8S2 SW Site Boundary(303291010) - AC	21-Apr-12	Iodine-131	3.51E-03	9.61E-03	5.43E-03	pCi/m3
8S2 SW Site Boundary(303713010) - AC	28-Apr-12	Iodine-131	-4.09E-04	9.38E-03	5.63E-03	pCi/m3
8S2 SW Site Boundary(304127010) - AC	5-May-12	Iodine-131	-7.37E-04	1.33E-02	7.83E-03	pCi/m3
8S2 SW Site Boundary(304550010) - AC	12-May-12	Iodine-131	-5.52E-03	1.28E-02	8.53E-03	pCi/m3
8S2 SW Site Boundary(304958010) - AC	19-May-12	Iodine-131	6.06E-04	1.19E-02	6.83E-03	pCi/m3
8S2 SW Site Boundary(305236010) - AC	26-May-12	Iodine-131	8.11E-03	1.57E-02	9.10E-03	pCi/m3
8S2 SW Site Boundary(305629010) - AC	2-Jun-12	Iodine-131	2.73E-03	1.44E-02	8.09E-03	pCi/m3

2012 DCPD Analysis Results Appendix C

8S2 SW Site Boundary(306063010) - AC	9-Jun-12	Iodine-131	-6.13E-04	1.04E-02	6.30E-03	pCi/m3
8S2 SW Site Boundary(306466010) - AC	16-Jun-12	Iodine-131	-4.23E-03	1.02E-02	7.13E-03	pCi/m3
8S2 SW Site Boundary(306808010) - AC	23-Jun-12	Iodine-131	-6.37E-03	1.75E-02	1.18E-02	pCi/m3
8S2 SW Site Boundary(307348010) - AC	30-Jun-12	Iodine-131	9.82E-04	1.12E-02	6.35E-03	pCi/m3
8S2 SW Site Boundary(307690010) - AC	7-Jul-12	Iodine-131	2.42E-03	1.18E-02	6.72E-03	pCi/m3
8S2 SW Site Boundary(308147010) - AC	14-Jul-12	Iodine-131	3.25E-03	1.22E-02	7.22E-03	pCi/m3
8S2 SW Site Boundary(308569010) - AC	21-Jul-12	Iodine-131	-7.22E-04	1.14E-02	7.05E-03	pCi/m3
8S2 SW Site Boundary(308980010) - AC	28-Jul-12	Iodine-131	-1.36E-03	2.02E-02	1.20E-02	pCi/m3
8S2 SW Site Boundary(309364010) - AC	4-Aug-12	Iodine-131	-3.15E-03	9.74E-03	6.47E-03	pCi/m3
8S2 SW Site Boundary(309747010) - AC	11-Aug-12	Iodine-131	2.81E-03	1.10E-02	6.24E-03	pCi/m3
8S2 SW Site Boundary(310131010) - AC	18-Aug-12	Iodine-131	4.19E-03	1.10E-02	6.20E-03	pCi/m3
8S2 SW Site Boundary(310457010) - AC	25-Aug-12	Iodine-131	-1.40E-03	1.22E-02	7.35E-03	pCi/m3
8S2 SW Site Boundary(310729010) - AC	1-Sep-12	Iodine-131	3.45E-03	1.23E-02	7.00E-03	pCi/m3
8S2 SW Site Boundary(311201010) - AC	8-Sep-12	Iodine-131	2.21E-03	1.30E-02	7.75E-03	pCi/m3
8S2 SW Site Boundary(311588010) - AC	15-Sep-12	Iodine-131	-3.58E-03	1.22E-02	7.89E-03	pCi/m3
8S2 SW Site Boundary(312018010) - AC	22-Sep-12	Iodine-131	-1.58E-03	1.11E-02	6.92E-03	pCi/m3
8S2 SW Site Boundary(312421010) - AC	29-Sep-12	Iodine-131	1.82E-03	1.26E-02	7.23E-03	pCi/m3
8S2 SW Site Boundary(31298010) - AC	6-Oct-12	Iodine-131	2.36E-03	1.91E-02	1.11E-02	pCi/m3
8S2 SW Site Boundary(313514010) - AC	13-Oct-12	Iodine-131	1.42E-04	1.21E-02	7.19E-03	pCi/m3
8S2 SW Site Boundary(313958010) - AC	20-Oct-12	Iodine-131	-1.43E-03	1.06E-02	6.39E-03	pCi/m3
8S2 SW Site Boundary(314389010) - AC	27-Oct-12	Iodine-131	-4.82E-03	1.86E-02	1.16E-02	pCi/m3
8S2 SW Site Boundary(314793010) - AC	4-Nov-12	Iodine-131	-7.48E-03	1.59E-02	1.12E-02	pCi/m3
8S2 SW Site Boundary(315297010) - AC	10-Nov-12	Iodine-131	-1.95E-03	1.39E-02	8.70E-03	pCi/m3
8S2 SW Site Boundary(315667010) - AC	17-Nov-12	Iodine-131	5.87E-03	1.36E-02	7.46E-03	pCi/m3
8S2 SW Site Boundary(315925010) - AC	24-Nov-12	Iodine-131	1.70E-03	1.01E-02	5.75E-03	pCi/m3
8S2 SW Site Boundary(316341010) - AC	1-Dec-12	Iodine-131	1.21E-03	1.02E-02	5.93E-03	pCi/m3
8S2 SW Site Boundary(316741010) - AC	8-Dec-12	Iodine-131	1.14E-03	1.00E-02	5.72E-03	pCi/m3
8S2 SW Site Boundary(317057010) - AC	15-Dec-12	Iodine-131	1.55E-04	9.97E-03	6.65E-03	pCi/m3
8S2 SW Site Boundary(317277010) - AC	22-Dec-12	Iodine-131	-1.59E-03	1.06E-02	6.65E-03	pCi/m3
8S2 SW Site Boundary(317436010) - AC	29-Dec-12	Iodine-131	2.95E-03	1.06E-02	5.90E-03	pCi/m3

8S2 SW Site Boundary - Air Particulate

Sample Name	Date Collected	Nuclide	Result	MDC	2 Sigma TPU	Units
8S2 SW Site Boundary(293900003) - AP	7-Jan-12	BETA	6.76E-02	2.12E-03	1.66E-02	pCi/m3
8S2 SW Site Boundary(294429003) - AP	14-Jan-12	BETA	7.24E-02	1.85E-03	1.46E-02	pCi/m3
8S2 SW Site Boundary(294804003) - AP	21-Jan-12	BETA	1.38E-02	1.89E-03	1.56E-02	pCi/m3
8S2 SW Site Boundary(295197003) - AP	28-Jan-12	BETA	5.18E-02	1.84E-03	1.66E-02	pCi/m3
8S2 SW Site Boundary(295707003) - AP	4-Feb-12	BETA	5.67E-02	1.75E-03	1.17E-02	pCi/m3
8S2 SW Site Boundary(296101003) - AP	11-Feb-12	BETA	3.08E-02	1.81E-03	1.32E-02	pCi/m3
8S2 SW Site Boundary(296457003) - AP	18-Feb-12	BETA	1.55E-02	1.74E-03	1.31E-02	pCi/m3
8S2 SW Site Boundary(296852003) - AP	25-Feb-12	BETA	2.32E-02	1.62E-03	1.34E-02	pCi/m3
8S2 SW Site Boundary(297270003) - AP	3-Mar-12	BETA	2.13E-02	1.93E-03	1.39E-02	pCi/m3
8S2 SW Site Boundary(297686003) - AP	10-Mar-12	BETA	1.99E-02	1.93E-03	1.73E-02	pCi/m3
8S2 SW Site Boundary(298090003) - AP	17-Mar-12	BETA	1.52E-02	1.84E-03	1.02E-02	pCi/m3

2012 DCP Analysis Results Appendix C

8S2 SW Site Boundary(298440003) - AP	24-Mar-12	BETA	8.15E-03	1.87E-03	1.48E-02	pCi/m3
8S2 SW Site Boundary(301039003) - AP	31-Mar-12	BETA	3.21E-03	1.77E-03	1.24E-02	pCi/m3
8S2 SW Site Boundary(302547003) - AP	7-Apr-12	BETA	2.16E-02	1.79E-03	1.36E-02	pCi/m3
8S2 SW Site Boundary(302940003) - AP	14-Apr-12	BETA	4.24E-03	1.96E-03	1.55E-02	pCi/m3
8S2 SW Site Boundary(303291003) - AP	21-Apr-12	BETA	8.98E-03	1.99E-03	1.37E-02	pCi/m3
8S2 SW Site Boundary(303713003) - AP	28-Apr-12	BETA	1.24E-02	1.85E-03	1.15E-02	pCi/m3
8S2 SW Site Boundary(304127003) - AP	5-May-12	BETA	2.60E-02	1.73E-03	1.39E-02	pCi/m3
8S2 SW Site Boundary(304550003) - AP	12-May-12	BETA	2.00E-02	1.75E-03	1.36E-02	pCi/m3
8S2 SW Site Boundary(304958003) - AP	19-May-12	BETA	1.83E-02	1.87E-03	1.39E-02	pCi/m3
8S2 SW Site Boundary(305236003) - AP	26-May-12	BETA	6.48E-03	1.78E-03	1.31E-02	pCi/m3
8S2 SW Site Boundary(305629003) - AP	2-Jun-12	BETA	1.02E-02	2.35E-03	1.50E-02	pCi/m3
8S2 SW Site Boundary(306063003) - AP	9-Jun-12	BETA	8.89E-03	2.37E-03	1.52E-02	pCi/m3
8S2 SW Site Boundary(306466003) - AP	16-Jun-12	BETA	6.20E-03	2.56E-03	1.57E-02	pCi/m3
8S2 SW Site Boundary(306808003) - AP	23-Jun-12	BETA	1.07E-02	2.49E-03	1.59E-02	pCi/m3
8S2 SW Site Boundary(307348003) - AP	30-Jun-12	BETA	3.00E-03	1.68E-03	1.28E-02	pCi/m3
8S2 SW Site Boundary(307690003) - AP	7-Jul-12	BETA	1.07E-02	1.79E-03	1.51E-02	pCi/m3
8S2 SW Site Boundary(308147003) - AP	14-Jul-12	BETA	1.14E-02	1.83E-03	1.12E-02	pCi/m3
8S2 SW Site Boundary(308569003) - AP	21-Jul-12	BETA	1.05E-02	1.68E-03	1.39E-02	pCi/m3
8S2 SW Site Boundary(308980003) - AP	28-Jul-12	BETA	1.28E-02	1.70E-03	1.02E-02	pCi/m3
8S2 SW Site Boundary(309364003) - AP	4-Aug-12	BETA	1.21E-02	1.72E-03	1.27E-02	pCi/m3
8S2 SW Site Boundary(309747003) - AP	11-Aug-12	BETA	1.30E-02	1.66E-03	1.32E-02	pCi/m3
8S2 SW Site Boundary(310131003) - AP	18-Aug-12	BETA	1.61E-02	1.71E-03	1.30E-02	pCi/m3
8S2 SW Site Boundary(310457003) - AP	25-Aug-12	BETA	1.72E-02	1.67E-03	1.17E-02	pCi/m3
8S2 SW Site Boundary(310729003) - AP	1-Sep-12	BETA	2.39E-02	1.64E-03	1.30E-02	pCi/m3
8S2 SW Site Boundary(311201003) - AP	8-Sep-12	BETA	2.92E-02	1.77E-03	1.20E-02	pCi/m3
8S2 SW Site Boundary(311588003) - AP	15-Sep-12	BETA	3.40E-02	1.59E-03	1.02E-02	pCi/m3
8S2 SW Site Boundary(312018003) - AP	22-Sep-12	BETA	3.91E-02	1.63E-03	1.29E-02	pCi/m3
8S2 SW Site Boundary(312421003) - AP	29-Sep-12	BETA	4.50E-02	1.66E-03	1.54E-02	pCi/m3
8S2 SW Site Boundary(312998003) - AP	6-Oct-12	BETA	3.21E-02	1.63E-03	1.71E-02	pCi/m3
8S2 SW Site Boundary(313514003) - AP	13-Oct-12	BETA	3.57E-02	1.63E-03	1.61E-02	pCi/m3
8S2 SW Site Boundary(313958003) - AP	20-Oct-12	BETA	2.07E-02	1.61E-03	1.12E-02	pCi/m3
8S2 SW Site Boundary(314389003) - AP	27-Oct-12	BETA	3.37E-02	1.56E-03	1.30E-02	pCi/m3
8S2 SW Site Boundary(314793003) - AP	4-Nov-12	BETA	4.22E-02	1.66E-03	1.38E-02	pCi/m3
8S2 SW Site Boundary(315297003) - AP	10-Nov-12	BETA	4.33E-02	1.61E-03	1.18E-02	pCi/m3
8S2 SW Site Boundary(315667003) - AP	17-Nov-12	BETA	4.72E-02	1.75E-03	1.22E-02	pCi/m3
8S2 SW Site Boundary(315925003) - AP	24-Nov-12	BETA	5.43E-02	1.45E-03	1.08E-02	pCi/m3
8S2 SW Site Boundary(316341003) - AP	1-Dec-12	BETA	1.26E-02	1.55E-03	1.19E-02	pCi/m3
8S2 SW Site Boundary(316741003) - AP	8-Dec-12	BETA	3.86E-02	1.58E-03	1.27E-02	pCi/m3
8S2 SW Site Boundary(317057003) - AP	15-Dec-12	BETA	1.40E-02	1.46E-03	1.18E-02	pCi/m3
8S2 SW Site Boundary(317277003) - AP	22-Dec-12	BETA	2.20E-02	1.70E-03	1.16E-02	pCi/m3
8S2 SW Site Boundary(317436003) - AP	29-Dec-12	BETA	2.37E-02	1.69E-03	1.33E-02	pCi/m3
8S2 SW Site Boundary(302777003) - AP	11-Feb-12	Beryllium-7	1.06E-01	7.73E-03	1.82E-02	pCi/m3
8S2 SW Site Boundary(308050003) - AP	12-May-12	Beryllium-7	5.62E-02	1.17E-02	1.64E-02	pCi/m3
8S2 SW Site Boundary(313322003) - AP	11-Aug-12	Beryllium-7	6.96E-02	7.08E-03	1.35E-02	pCi/m3

2012 DCPD Analysis Results Appendix C

8S2 SW Site Boundary(318773003) - AP	10-Nov-12	Beryllium-7	1.05E-01	6.40E-03	1.79E-02	pCi/m3
8S2 SW Site Boundary(302777003) - AP	11-Feb-12	Cesium-134	1.26E-04	7.07E-04	4.00E-04	pCi/m3
8S2 SW Site Boundary(308050003) - AP	12-May-12	Cesium-134	1.55E-04	9.03E-04	5.20E-04	pCi/m3
8S2 SW Site Boundary(313322003) - AP	11-Aug-12	Cesium-134	3.30E-04	6.57E-04	3.72E-04	pCi/m3
8S2 SW Site Boundary(318773003) - AP	10-Nov-12	Cesium-134	3.41E-05	6.65E-04	3.84E-04	pCi/m3
8S2 SW Site Boundary(302777003) - AP	11-Feb-12	Cesium-137	-2.94E-04	4.34E-04	3.41E-04	pCi/m3
8S2 SW Site Boundary(308050003) - AP	12-May-12	Cesium-137	-5.08E-05	6.41E-04	3.90E-04	pCi/m3
8S2 SW Site Boundary(313322003) - AP	11-Aug-12	Cesium-137	-6.58E-05	3.89E-04	2.49E-04	pCi/m3
8S2 SW Site Boundary(318773003) - AP	10-Nov-12	Cesium-137	-1.64E-04	3.67E-04	2.77E-04	pCi/m3

8S3 DCSF96-1 - Groundwater

Sample Name	Date Collected	Nuclide	Result	MDC	2 Sigma TPU	Units
8S3 DCSF96-1(298009004) - GW	13-Mar-12	BETA	6.32E+00	1.42E+00	1.51E+00	pCi/L
8S3 DCSF96-1(305415004) - GW	29-May-12	BETA	2.43E+00	1.83E+00	1.24E+00	pCi/L
8S3 DCSF96-1(311489004) - GW	12-Sep-12	BETA	9.32E+00	1.04E+00	1.85E+00	pCi/L
8S3 DCSF96-1(315689003) - GW	14-Nov-12	BETA	4.67E+00	1.10E+00	1.15E+00	pCi/L
8S3 DCSF96-1(317321001) - GW	20-Dec-12	BETA	7.02E+00	1.76E+00	1.74E+00	pCi/L
8S3 DCSF96-1(298009004) - GW	13-Mar-12	Barium-140	4.42E-01	3.74E+00	2.20E+00	pCi/L
8S3 DCSF96-1(305415004) - GW	29-May-12	Barium-140	3.51E-01	2.71E+00	1.57E+00	pCi/L
8S3 DCSF96-1(311489004) - GW	12-Sep-12	Barium-140	1.11E+00	3.06E+00	1.80E+00	pCi/L
8S3 DCSF96-1(315689003) - GW	14-Nov-12	Barium-140	9.50E-02	3.36E+00	2.00E+00	pCi/L
8S3 DCSF96-1(317321001) - GW	20-Dec-12	Barium-140	-4.27E-01	3.47E+00	2.13E+00	pCi/L
8S3 DCSF96-1(298009004) - GW	13-Mar-12	Cesium-134	2.08E+00	2.58E+00	1.70E+00	pCi/L
8S3 DCSF96-1(305415004) - GW	29-May-12	Cesium-134	4.08E-01	1.92E+00	1.12E+00	pCi/L
8S3 DCSF96-1(311489004) - GW	12-Sep-12	Cesium-134	1.56E+00	2.34E+00	1.48E+00	pCi/L
8S3 DCSF96-1(315689003) - GW	14-Nov-12	Cesium-134	4.41E-01	1.81E+00	1.06E+00	pCi/L
8S3 DCSF96-1(317321001) - GW	20-Dec-12	Cesium-134	2.27E-01	1.79E+00	1.08E+00	pCi/L
8S3 DCSF96-1(298009004) - GW	13-Mar-12	Cesium-137	-2.09E-01	2.02E+00	1.20E+00	pCi/L
8S3 DCSF96-1(305415004) - GW	29-May-12	Cesium-137	-7.95E-01	1.50E+00	9.89E-01	pCi/L
8S3 DCSF96-1(311489004) - GW	12-Sep-12	Cesium-137	2.76E+00	1.77E+00	2.14E+00	pCi/L
8S3 DCSF96-1(315689003) - GW	14-Nov-12	Cesium-137	2.41E-01	1.72E+00	9.91E-01	pCi/L
8S3 DCSF96-1(317321001) - GW	20-Dec-12	Cesium-137	3.79E-01	1.72E+00	2.31E+00	pCi/L
8S3 DCSF96-1(298009004) - GW	13-Mar-12	Cobalt-58	-2.87E-01	1.74E+00	1.07E+00	pCi/L
8S3 DCSF96-1(305415004) - GW	29-May-12	Cobalt-58	3.51E-02	1.58E+00	9.27E-01	pCi/L
8S3 DCSF96-1(311489004) - GW	12-Sep-12	Cobalt-58	9.17E-02	1.74E+00	1.02E+00	pCi/L
8S3 DCSF96-1(315689003) - GW	14-Nov-12	Cobalt-58	7.30E-01	1.71E+00	1.02E+00	pCi/L
8S3 DCSF96-1(317321001) - GW	20-Dec-12	Cobalt-58	-8.13E-02	1.71E+00	1.02E+00	pCi/L
8S3 DCSF96-1(298009004) - GW	13-Mar-12	Cobalt-60	-5.49E-01	1.91E+00	1.20E+00	pCi/L
8S3 DCSF96-1(305415004) - GW	29-May-12	Cobalt-60	-8.52E-01	1.44E+00	1.04E+00	pCi/L
8S3 DCSF96-1(311489004) - GW	12-Sep-12	Cobalt-60	5.88E-01	1.94E+00	1.13E+00	pCi/L
8S3 DCSF96-1(315689003) - GW	14-Nov-12	Cobalt-60	-2.72E-01	1.79E+00	1.09E+00	pCi/L
8S3 DCSF96-1(317321001) - GW	20-Dec-12	Cobalt-60	2.79E-01	1.74E+00	1.01E+00	pCi/L
8S3 DCSF96-1(298009004) - GW	13-Mar-12	Iodine-131	-2.26E+00	4.21E+00	2.83E+00	pCi/L
8S3 DCSF96-1(305415004) - GW	29-May-12	Iodine-131	-1.85E+00	2.98E+00	2.04E+00	pCi/L

2012 DCP Analysis Results Appendix C

8S3 DCSF96-1(311489004) - GW	12-Sep-12	Iodine-131	1.48E+00	3.65E+00	2.19E+00	pCi/L
8S3 DCSF96-1(315689003) - GW	14-Nov-12	Iodine-131	-6.93E-01	4.00E+00	2.40E+00	pCi/L
8S3 DCSF96-1(317321001) - GW	20-Dec-12	Iodine-131	-5.75E-01	4.20E+00	2.53E+00	pCi/L
8S3 DCSF96-1(298009004) - GW	13-Mar-12	Iron-55	1.82E+01	1.06E+02	7.53E+01	pCi/L
8S3 DCSF96-1(305415004) - GW	29-May-12	Iron-55	-2.88E+01	1.51E+02	1.06E+02	pCi/L
8S3 DCSF96-1(311489004) - GW	12-Sep-12	Iron-55	-8.48E+01	1.29E+02	8.74E+01	pCi/L
8S3 DCSF96-1(315689003) - GW	14-Nov-12	Iron-55	-6.03E+01	1.39E+02	9.45E+01	pCi/L
8S3 DCSF96-1(317321001) - GW	20-Dec-12	Iron-55	-7.03E+01	1.37E+02	9.54E+01	pCi/L
8S3 DCSF96-1(298009004) - GW	13-Mar-12	Iron-59	-6.55E-01	4.13E+00	2.58E+00	pCi/L
8S3 DCSF96-1(305415004) - GW	29-May-12	Iron-59	-4.74E-01	3.22E+00	1.98E+00	pCi/L
8S3 DCSF96-1(311489004) - GW	12-Sep-12	Iron-59	5.62E-01	3.67E+00	2.18E+00	pCi/L
8S3 DCSF96-1(315689003) - GW	14-Nov-12	Iron-59	4.92E-01	3.90E+00	2.33E+00	pCi/L
8S3 DCSF96-1(317321001) - GW	20-Dec-12	Iron-59	1.23E+00	3.83E+00	2.31E+00	pCi/L
8S3 DCSF96-1(298009004) - GW	13-Mar-12	Lanthanum-140	4.42E-01	3.74E+00	2.20E+00	pCi/L
8S3 DCSF96-1(305415004) - GW	29-May-12	Lanthanum-140	3.51E-01	2.71E+00	1.57E+00	pCi/L
8S3 DCSF96-1(311489004) - GW	12-Sep-12	Lanthanum-140	1.11E+00	3.06E+00	1.80E+00	pCi/L
8S3 DCSF96-1(315689003) - GW	14-Nov-12	Lanthanum-140	9.50E-02	3.36E+00	2.00E+00	pCi/L
8S3 DCSF96-1(317321001) - GW	20-Dec-12	Lanthanum-140	-4.27E-01	3.47E+00	2.13E+00	pCi/L
8S3 DCSF96-1(298009004) - GW	13-Mar-12	Manganese-54	-8.99E-01	1.63E+00	1.12E+00	pCi/L
8S3 DCSF96-1(305415004) - GW	29-May-12	Manganese-54	4.29E-01	1.62E+00	9.49E-01	pCi/L
8S3 DCSF96-1(311489004) - GW	12-Sep-12	Manganese-54	6.06E-02	1.71E+00	1.00E+00	pCi/L
8S3 DCSF96-1(315689003) - GW	14-Nov-12	Manganese-54	-4.17E-01	1.62E+00	1.01E+00	pCi/L
8S3 DCSF96-1(317321001) - GW	20-Dec-12	Manganese-54	-9.40E-01	1.43E+00	1.01E+00	pCi/L
8S3 DCSF96-1(298009004) - GW	13-Mar-12	Nickel-63	-2.60E+00	1.86E+01	1.10E+01	pCi/L
8S3 DCSF96-1(305415004) - GW	29-May-12	Nickel-63	1.65E+01	3.50E+01	2.14E+01	pCi/L
8S3 DCSF96-1(311489004) - GW	12-Sep-12	Nickel-63	2.36E+00	3.78E+01	2.26E+01	pCi/L
8S3 DCSF96-1(315689003) - GW	14-Nov-12	Nickel-63	1.56E+01	3.66E+01	2.25E+01	pCi/L
8S3 DCSF96-1(317321001) - GW	20-Dec-12	Nickel-63	3.14E+00	3.49E+01	2.09E+01	pCi/L
8S3 DCSF96-1(298009004) - GW	13-Mar-12	Niobium-95	5.08E-01	2.04E+00	1.20E+00	pCi/L
8S3 DCSF96-1(305415004) - GW	29-May-12	Niobium-95	-8.00E-02	1.53E+00	9.05E-01	pCi/L
8S3 DCSF96-1(311489004) - GW	12-Sep-12	Niobium-95	3.13E-01	1.87E+00	1.09E+00	pCi/L
8S3 DCSF96-1(315689003) - GW	14-Nov-12	Niobium-95	5.32E-01	1.95E+00	1.14E+00	pCi/L
8S3 DCSF96-1(317321001) - GW	20-Dec-12	Niobium-95	4.68E-01	1.74E+00	1.02E+00	pCi/L
8S3 DCSF96-1(298009004) - GW	13-Mar-12	Total Strontium	-1.58E-01	2.28E-01	1.30E-01	pCi/L
8S3 DCSF96-1(305415004) - GW	29-May-12	Total Strontium	1.66E-01	3.85E-01	2.37E-01	pCi/L
8S3 DCSF96-1(311489004) - GW	12-Sep-12	Total Strontium	-5.34E-02	1.04E-01	5.87E-02	pCi/L
8S3 DCSF96-1(315689003) - GW	14-Nov-12	Total Strontium	-6.62E-02	1.71E-01	9.96E-02	pCi/L
8S3 DCSF96-1(317321001) - GW	20-Dec-12	Total Strontium	6.50E-02	1.97E-01	1.22E-01	pCi/L
8S3 DCSF96-1(298009004) - GW	13-Mar-12	Tritium	-3.86E+01	2.45E+02	1.44E+02	pCi/L
8S3 DCSF96-1(305415004) - GW	29-May-12	Tritium	1.03E+02	2.27E+02	1.41E+02	pCi/L
8S3 DCSF96-1(311489004) - GW	12-Sep-12	Tritium	1.10E+02	1.23E+02	8.83E+01	pCi/L
8S3 DCSF96-1(315689003) - GW	14-Nov-12	Tritium	1.89E+02	3.08E+02	1.97E+02	pCi/L
8S3 DCSF96-1(317321001) - GW	20-Dec-12	Tritium	3.22E+02	2.55E+02	1.78E+02	pCi/L
8S3 DCSF96-1(298009004) - GW	13-Mar-12	Zinc-65	-2.16E+00	3.73E+00	2.65E+00	pCi/L

2012 DCPD Analysis Results Appendix C

8S3 DCSF96-1(305415004) - GW	29-May-12	Zinc-65	-1.49E+00	3.12E+00	2.11E+00	pCi/L
8S3 DCSF96-1(311489004) - GW	12-Sep-12	Zinc-65	-1.44E+00	3.49E+00	2.29E+00	pCi/L
8S3 DCSF96-1(315689003) - GW	14-Nov-12	Zinc-65	-1.65E+00	3.54E+00	2.41E+00	pCi/L
8S3 DCSF96-1(317321001) - GW	20-Dec-12	Zinc-65	-2.49E+00	3.39E+00	2.55E+00	pCi/L
8S3 DCSF96-1(298009004) - GW	13-Mar-12	Zirconium-95	9.92E-01	3.64E+00	2.14E+00	pCi/L
8S3 DCSF96-1(305415004) - GW	29-May-12	Zirconium-95	1.47E+00	2.84E+00	1.71E+00	pCi/L
8S3 DCSF96-1(311489004) - GW	12-Sep-12	Zirconium-95	1.56E+00	3.16E+00	1.91E+00	pCi/L
8S3 DCSF96-1(315689003) - GW	14-Nov-12	Zirconium-95	5.10E-01	3.08E+00	1.79E+00	pCi/L
8S3 DCSF96-1(317321001) - GW	20-Dec-12	Zirconium-95	6.12E-02	2.85E+00	1.93E+00	pCi/L

AVA Avila Beach - Beach Sand

Sample Name	Date Collected	Nuclide	Result	MDC	2 Sigma TPU	Units
AVA Avila Beach(298352002) - SD	22-Mar-12	Bismuth-214	4.96E+02	9.75E+01	1.29E+02	pCi/kg
AVA Avila Beach(298160001) - SD	19-Mar-12	Cesium-134	3.63E+01	8.66E+01	4.79E+01	pCi/kg
AVA Avila Beach(298352002) - SD	22-Mar-12	Cesium-134	9.17E+00	5.48E+01	3.08E+01	pCi/kg
AVA Avila Beach(310597001) - SD	27-Aug-12	Cesium-134	2.70E+01	7.66E+01	4.23E+01	pCi/kg
AVA Avila Beach(298160001) - SD	19-Mar-12	Cesium-137	7.00E+00	6.51E+01	3.73E+01	pCi/kg
AVA Avila Beach(298352002) - SD	22-Mar-12	Cesium-137	1.70E+01	5.02E+01	2.77E+01	pCi/kg
AVA Avila Beach(310597001) - SD	27-Aug-12	Cesium-137	3.76E+01	7.15E+01	3.91E+01	pCi/kg
AVA Avila Beach(298160001) - SD	19-Mar-12	Iron-55	-1.05E+04	1.23E+04	7.97E+03	pCi/kg
AVA Avila Beach(298352002) - SD	22-Mar-12	Iron-55	-1.39E+04	1.96E+04	1.27E+04	pCi/kg
AVA Avila Beach(310597001) - SD	27-Aug-12	Iron-55	1.58E+03	1.34E+04	1.03E+04	pCi/kg
AVA Avila Beach(298352002) - SD	22-Mar-12	Lead-212	4.78E+02	8.41E+01	1.04E+02	pCi/kg
AVA Avila Beach(310597001) - SD	27-Aug-12	Lead-212	4.26E+02	7.01E+01	9.59E+01	pCi/kg
AVA Avila Beach(298160001) - SD	19-Mar-12	Lead-214	6.32E+02	1.26E+02	1.85E+02	pCi/kg
AVA Avila Beach(298352002) - SD	22-Mar-12	Lead-214	8.17E+02	8.74E+01	1.54E+02	pCi/kg
AVA Avila Beach(310597001) - SD	27-Aug-12	Lead-214	4.78E+02	9.56E+01	1.43E+02	pCi/kg
AVA Avila Beach(298160001) - SD	19-Mar-12	Nickel-63	6.83E+01	2.94E+03	1.75E+03	pCi/kg
AVA Avila Beach(298352002) - SD	22-Mar-12	Nickel-63	-4.43E+02	3.34E+03	1.98E+03	pCi/kg
AVA Avila Beach(310597001) - SD	27-Aug-12	Nickel-63	6.47E+01	2.21E+03	1.32E+03	pCi/kg
AVA Avila Beach(298160001) - SD	19-Mar-12	Potassium-40	1.15E+04	5.19E+02	1.71E+03	pCi/kg
AVA Avila Beach(298352002) - SD	22-Mar-12	Potassium-40	1.05E+04	4.40E+02	1.47E+03	pCi/kg
AVA Avila Beach(310597001) - SD	27-Aug-12	Potassium-40	1.38E+04	3.18E+02	1.98E+03	pCi/kg
AVA Avila Beach(298352002) - SD	22-Mar-12	Thallium-208	1.16E+02	4.72E+01	5.50E+01	pCi/kg
AVA Avila Beach(298160001) - SD	19-Mar-12	Total Strontium	1.23E+02	8.74E+02	5.42E+02	pCi/kg
AVA Avila Beach(298352002) - SD	22-Mar-12	Total Strontium	7.61E+01	1.47E+02	1.02E+02	pCi/kg
AVA Avila Beach(310597001) - SD	27-Aug-12	Total Strontium	2.85E+01	7.43E+02	4.46E+02	pCi/kg

BCM Blanchard Cow Meat

Sample Name	Date Collected	Nuclide	Result	MDC	2 Sigma TPU	Units
BCM Blanchard Cow Meat(295704001) - MT	7-Feb-12	Cesium-134	4.81E+00	4.81E+00	3.48E+00	pCi/kg
BCM Blanchard Cow Meat(304954001) - MT	22-May-12	Cesium-134	8.41E+00	4.21E+00	3.88E+00	pCi/kg
BCM Blanchard Cow Meat(309841002) - MT	15-Aug-12	Cesium-134	7.24E-01	4.52E+00	2.63E+00	pCi/kg
BCM Blanchard Cow Meat(315930001) - MT	27-Nov-12	Cesium-134	-7.06E-01	4.82E+00	2.89E+00	pCi/kg

2012 DCPD Analysis Results Appendix C

BCM Blanchard Cow Meat(295704001) - MT	7-Feb-12	Cesium-137	9.26E+00	3.25E+00	4.24E+00	pCi/kg
BCM Blanchard Cow Meat(304954001) - MT	22-May-12	Cesium-137	1.31E+01	3.19E+00	4.10E+00	pCi/kg
BCM Blanchard Cow Meat(309841002) - MT	15-Aug-12	Cesium-137	1.02E+00	3.76E+00	2.17E+00	pCi/kg
BCM Blanchard Cow Meat(315930001) - MT	27-Nov-12	Cesium-137	2.22E-01	4.28E+00	2.59E+00	pCi/kg
BCM Blanchard Cow Meat(295704001) - MT	7-Feb-12	Cobalt-58	2.03E+00	3.59E+00	2.20E+00	pCi/kg
BCM Blanchard Cow Meat(304954001) - MT	22-May-12	Cobalt-58	1.24E-02	3.42E+00	2.02E+00	pCi/kg
BCM Blanchard Cow Meat(309841002) - MT	15-Aug-12	Cobalt-58	-3.13E-01	3.35E+00	2.00E+00	pCi/kg
BCM Blanchard Cow Meat(315930001) - MT	27-Nov-12	Cobalt-58	-4.01E-01	4.24E+00	2.52E+00	pCi/kg
BCM Blanchard Cow Meat(295704001) - MT	7-Feb-12	Cobalt-60	-7.61E-02	3.77E+00	2.21E+00	pCi/kg
BCM Blanchard Cow Meat(304954001) - MT	22-May-12	Cobalt-60	1.92E+00	4.33E+00	2.55E+00	pCi/kg
BCM Blanchard Cow Meat(309841002) - MT	15-Aug-12	Cobalt-60	1.74E+00	4.05E+00	2.43E+00	pCi/kg
BCM Blanchard Cow Meat(315930001) - MT	27-Nov-12	Cobalt-60	3.69E-01	5.26E+00	3.15E+00	pCi/kg
BCM Blanchard Cow Meat(295704001) - MT	7-Feb-12	Iodine-131	-2.52E-01	5.63E+00	3.36E+00	pCi/kg
BCM Blanchard Cow Meat(304954001) - MT	22-May-12	Iodine-131	-2.91E-02	4.33E+00	2.57E+00	pCi/kg
BCM Blanchard Cow Meat(309841002) - MT	15-Aug-12	Iodine-131	-3.62E+00	4.94E+00	3.53E+00	pCi/kg
BCM Blanchard Cow Meat(315930001) - MT	27-Nov-12	Iodine-131	-4.14E+00	5.78E+00	4.08E+00	pCi/kg
BCM Blanchard Cow Meat(295704001) - MT	7-Feb-12	Potassium-40	2.38E+03	3.36E+01	2.33E+02	pCi/kg
BCM Blanchard Cow Meat(304954001) - MT	22-May-12	Potassium-40	2.87E+03	2.94E+01	2.76E+02	pCi/kg
BCM Blanchard Cow Meat(309841002) - MT	15-Aug-12	Potassium-40	2.76E+03	2.81E+01	2.67E+02	pCi/kg
BCM Blanchard Cow Meat(315930001) - MT	27-Nov-12	Potassium-40	2.59E+03	4.01E+01	2.49E+02	pCi/kg
BCM Blanchard Cow Meat(295704001) - MT	7-Feb-12	Total Strontium	-3.82E+00	4.62E+01	2.74E+01	pCi/kg
BCM Blanchard Cow Meat(304954001) - MT	22-May-12	Total Strontium	-2.24E+00	5.78E+01	3.44E+01	pCi/kg
BCM Blanchard Cow Meat(309841002) - MT	15-Aug-12	Total Strontium	1.90E+01	2.65E+01	1.73E+01	pCi/kg
BCM Blanchard Cow Meat(315930001) - MT	27-Nov-12	Total Strontium	2.16E+01	3.23E+01	2.12E+01	pCi/kg

BGM Blanchard Goat Meat

Sample Name	Date Collected	Nuclide	Result	MDC	2 Sigma TPU	Units
BGM Blanchard Goat Meat(295704002) - MT	7-Feb-12	Cesium-134	4.14E+00	6.14E+00	3.86E+00	pCi/kg
BGM Blanchard Goat Meat(304954002) - MT	22-May-12	Cesium-134	9.31E+00	5.50E+00	4.48E+00	pCi/kg
BGM Blanchard Goat Meat(309841003) - MT	15-Aug-12	Cesium-134	1.74E+01	4.05E+00	4.45E+00	pCi/kg
BGM Blanchard Goat Meat(295704002) - MT	7-Feb-12	Cesium-137	4.24E+00	5.03E+00	6.50E+00	pCi/kg
BGM Blanchard Goat Meat(304954002) - MT	22-May-12	Cesium-137	1.91E+01	4.54E+00	4.86E+00	pCi/kg
BGM Blanchard Goat Meat(309841003) - MT	15-Aug-12	Cesium-137	1.87E+01	3.77E+00	5.15E+00	pCi/kg
BGM Blanchard Goat Meat(295704002) - MT	7-Feb-12	Cobalt-58	1.12E+00	4.62E+00	2.70E+00	pCi/kg
BGM Blanchard Goat Meat(304954002) - MT	22-May-12	Cobalt-58	-1.38E-03	4.17E+00	2.48E+00	pCi/kg
BGM Blanchard Goat Meat(309841003) - MT	15-Aug-12	Cobalt-58	1.95E+00	3.64E+00	2.24E+00	pCi/kg
BGM Blanchard Goat Meat(295704002) - MT	7-Feb-12	Cobalt-60	1.07E-01	5.60E+00	3.30E+00	pCi/kg
BGM Blanchard Goat Meat(304954002) - MT	22-May-12	Cobalt-60	-1.79E+00	5.01E+00	3.21E+00	pCi/kg
BGM Blanchard Goat Meat(309841003) - MT	15-Aug-12	Cobalt-60	-1.56E+00	3.98E+00	2.60E+00	pCi/kg
BGM Blanchard Goat Meat(295704002) - MT	7-Feb-12	Iodine-131	2.89E+00	7.55E+00	4.48E+00	pCi/kg
BGM Blanchard Goat Meat(304954002) - MT	22-May-12	Iodine-131	-2.10E+00	6.09E+00	3.89E+00	pCi/kg
BGM Blanchard Goat Meat(309841003) - MT	15-Aug-12	Iodine-131	-1.97E+00	5.79E+00	3.68E+00	pCi/kg
BGM Blanchard Goat Meat(295704002) - MT	7-Feb-12	Potassium-40	2.48E+03	4.28E+01	2.49E+02	pCi/kg
BGM Blanchard Goat Meat(304954002) - MT	22-May-12	Potassium-40	2.07E+03	4.22E+01	2.10E+02	pCi/kg

2012 DCPD Analysis Results Appendix C

BGM Blanchard Goat Meat(309841003) - MT	15-Aug-12	Potassium-40	2.34E+03	3.09E+01	2.23E+02	pCi/kg
BGM Blanchard Goat Meat(295704002) - MT	7-Feb-12	Total Strontium	1.03E+01	3.83E+01	2.34E+01	pCi/kg
BGM Blanchard Goat Meat(304954002) - MT	22-May-12	Total Strontium	-3.92E+01	4.98E+01	2.84E+01	pCi/kg
BGM Blanchard Goat Meat(309841003) - MT	15-Aug-12	Total Strontium	-2.29E+00	5.24E+01	3.11E+01	pCi/kg

BSM Blanchard Sheep Meat

Sample Name	Date Collected	Nuclide	Result	MDC	2 Sigma TPU	Units
BSM Blanchard Sheep Meat(295704003) - MT	7-Feb-12	Cesium-134	9.31E+00	4.44E+00	4.65E+00	pCi/kg
BSM Blanchard Sheep Meat(304954003) - MT	22-May-12	Cesium-134	2.79E+00	5.32E+00	3.26E+00	pCi/kg
BSM Blanchard Sheep Meat(309841004) - MT	15-Aug-12	Cesium-134	2.53E+00	6.90E+00	4.05E+00	pCi/kg
BSM Blanchard Sheep Meat(295704003) - MT	7-Feb-12	Cesium-137	1.72E+01	3.99E+00	4.50E+00	pCi/kg
BSM Blanchard Sheep Meat(304954003) - MT	22-May-12	Cesium-137	1.97E+00	4.16E+00	4.41E+00	pCi/kg
BSM Blanchard Sheep Meat(309841004) - MT	15-Aug-12	Cesium-137	1.74E+00	6.45E+00	3.75E+00	pCi/kg
BSM Blanchard Sheep Meat(295704003) - MT	7-Feb-12	Cobalt-58	-4.42E+00	3.72E+00	3.65E+00	pCi/kg
BSM Blanchard Sheep Meat(304954003) - MT	22-May-12	Cobalt-58	3.93E-01	4.03E+00	2.40E+00	pCi/kg
BSM Blanchard Sheep Meat(309841004) - MT	15-Aug-12	Cobalt-58	-7.93E-01	5.94E+00	3.64E+00	pCi/kg
BSM Blanchard Sheep Meat(295704003) - MT	7-Feb-12	Cobalt-60	-4.92E-01	4.40E+00	2.69E+00	pCi/kg
BSM Blanchard Sheep Meat(304954003) - MT	22-May-12	Cobalt-60	3.53E-01	4.74E+00	2.80E+00	pCi/kg
BSM Blanchard Sheep Meat(309841004) - MT	15-Aug-12	Cobalt-60	-2.05E+00	7.03E+00	4.96E+00	pCi/kg
BSM Blanchard Sheep Meat(295704003) - MT	7-Feb-12	Iodine-131	-2.81E+00	6.54E+00	4.11E+00	pCi/kg
BSM Blanchard Sheep Meat(304954003) - MT	22-May-12	Iodine-131	-1.72E+00	5.30E+00	3.35E+00	pCi/kg
BSM Blanchard Sheep Meat(309841004) - MT	15-Aug-12	Iodine-131	7.23E-01	8.86E+00	5.26E+00	pCi/kg
BSM Blanchard Sheep Meat(295704003) - MT	7-Feb-12	Potassium-40	2.74E+03	3.60E+01	2.88E+02	pCi/kg
BSM Blanchard Sheep Meat(304954003) - MT	22-May-12	Potassium-40	1.99E+03	4.25E+01	2.10E+02	pCi/kg
BSM Blanchard Sheep Meat(309841004) - MT	15-Aug-12	Potassium-40	2.12E+03	5.72E+01	2.36E+02	pCi/kg
BSM Blanchard Sheep Meat(295704003) - MT	7-Feb-12	Total Strontium	-2.67E+00	5.72E+01	3.40E+01	pCi/kg
BSM Blanchard Sheep Meat(304954003) - MT	22-May-12	Total Strontium	1.81E+01	5.38E+01	3.29E+01	pCi/kg
BSM Blanchard Sheep Meat(309841004) - MT	15-Aug-12	Total Strontium	-7.98E+00	2.84E+01	1.65E+01	pCi/kg

CBA Cambria Moonstone Beach - Beach Sand

Sample Name	Date Collected	Nuclide	Result	MDC	2 Sigma TPU	Units
CBA Cambria Moonstone Beach(298160005) - SD	19-Mar-12	Cesium-134	6.61E-01	4.39E+01	2.45E+01	pCi/kg
CBA Cambria Moonstone Beach(310597005) - SD	23-Aug-12	Cesium-134	3.19E+01	7.03E+01	3.89E+01	pCi/kg
CBA Cambria Moonstone Beach(298160005) - SD	19-Mar-12	Cesium-137	4.04E+01	5.39E+01	3.16E+01	pCi/kg
CBA Cambria Moonstone Beach(310597005) - SD	23-Aug-12	Cesium-137	3.74E+00	5.71E+01	3.19E+01	pCi/kg
CBA Cambria Moonstone Beach(298160005) - SD	19-Mar-12	Iron-55	-8.07E+03	1.27E+04	8.33E+03	pCi/kg
CBA Cambria Moonstone Beach(310597005) - SD	23-Aug-12	Iron-55	3.15E+03	1.07E+04	8.38E+03	pCi/kg
CBA Cambria Moonstone Beach(298160005) - SD	19-Mar-12	Lead-212	3.75E+02	5.57E+01	8.07E+01	pCi/kg
CBA Cambria Moonstone Beach(310597005) - SD	23-Aug-12	Lead-212	5.45E+02	1.21E+02	1.35E+02	pCi/kg
CBA Cambria Moonstone Beach(298160005) - SD	19-Mar-12	Lead-214	3.32E+02	6.24E+01	1.11E+02	pCi/kg
CBA Cambria Moonstone Beach(310597005) - SD	23-Aug-12	Lead-214	5.34E+02	1.01E+02	1.39E+02	pCi/kg
CBA Cambria Moonstone Beach(298160005) - SD	19-Mar-12	Nickel-63	-3.09E+02	2.77E+03	1.64E+03	pCi/kg
CBA Cambria Moonstone Beach(310597005) - SD	23-Aug-12	Nickel-63	-1.49E+03	2.78E+03	1.62E+03	pCi/kg
CBA Cambria Moonstone Beach(298160005) - SD	19-Mar-12	Potassium-40	4.95E+03	4.07E+02	8.90E+02	pCi/kg

2012 DCPD Analysis Results Appendix C

CBA Cambria Moonstone Beach(310597005) - SD	23-Aug-12	Potassium-40	3.31E+03	5.04E+02	7.55E+02	pCi/kg
CBA Cambria Moonstone Beach(298160005) - SD	19-Mar-12	Total Strontium	3.66E+02	6.69E+02	4.80E+02	pCi/kg
CBA Cambria Moonstone Beach(310597005) - SD	23-Aug-12	Total Strontium	-3.58E+02	7.15E+02	3.84E+02	pCi/kg

CYA Cayucos Beach - Beach Sand

Sample Name	Date Collected	Nuclide	Result	MDC	2 Sigma TPU	Units
CYA Cayucos Beach(298160004) - SD	19-Mar-12	Bismuth-214	4.15E+02	7.94E+01	1.21E+02	pCi/kg
CYA Cayucos Beach(298160004) - SD	19-Mar-12	Cesium-134	7.43E+00	6.68E+01	3.76E+01	pCi/kg
CYA Cayucos Beach(310597004) - SD	23-Aug-12	Cesium-134	2.79E+01	9.88E+01	5.37E+01	pCi/kg
CYA Cayucos Beach(298160004) - SD	19-Mar-12	Cesium-137	3.19E-01	5.71E+01	3.23E+01	pCi/kg
CYA Cayucos Beach(310597004) - SD	23-Aug-12	Cesium-137	1.93E+01	6.10E+01	3.31E+01	pCi/kg
CYA Cayucos Beach(298160004) - SD	19-Mar-12	Iron-55	-1.04E+04	1.24E+04	7.99E+03	pCi/kg
CYA Cayucos Beach(310597004) - SD	23-Aug-12	Iron-55	6.76E+02	9.82E+03	7.57E+03	pCi/kg
CYA Cayucos Beach(298160004) - SD	19-Mar-12	Lead-212	4.23E+02	9.55E+01	1.38E+02	pCi/kg
CYA Cayucos Beach(298160004) - SD	19-Mar-12	Lead-214	5.36E+02	9.88E+01	1.40E+02	pCi/kg
CYA Cayucos Beach(298160004) - SD	19-Mar-12	Nickel-63	1.15E+02	2.76E+03	1.65E+03	pCi/kg
CYA Cayucos Beach(310597004) - SD	23-Aug-12	Nickel-63	2.03E+03	2.37E+03	1.51E+03	pCi/kg
CYA Cayucos Beach(298160004) - SD	19-Mar-12	Potassium-40	5.48E+03	3.94E+02	9.97E+02	pCi/kg
CYA Cayucos Beach(310597004) - SD	23-Aug-12	Potassium-40	8.41E+03	8.29E+02	1.56E+03	pCi/kg
CYA Cayucos Beach(298160004) - SD	19-Mar-12	Total Strontium	3.72E+02	7.23E+02	5.02E+02	pCi/kg
CYA Cayucos Beach(310597004) - SD	23-Aug-12	Total Strontium	-1.53E+02	7.86E+02	4.54E+02	pCi/kg

DCM Diablo Cove Marine - Aquatic Vegetation Algae

Sample Name	Date Collected	Nuclide	Result	MDC	2 Sigma TPU	Units
DCM Diablo Cove Marine(296446002) - AV Algae	15-Feb-12	Cesium-134	6.67E-01	1.20E+01	6.90E+00	pCi/kg
DCM Diablo Cove Marine(304470004) - AV Algae	9-May-12	Cesium-134	-8.52E+00	1.80E+01	1.19E+01	pCi/kg
DCM Diablo Cove Marine(310383003) - AV Algae	22-Aug-12	Cesium-134	-3.43E+00	9.48E+00	6.08E+00	pCi/kg
DCM Diablo Cove Marine(315424005) - AV Algae	13-Nov-12	Cesium-134	2.33E+00	7.82E+00	4.61E+00	pCi/kg
DCM Diablo Cove Marine(296446002) - AV Algae	15-Feb-12	Cesium-137	3.82E+00	1.08E+01	6.43E+00	pCi/kg
DCM Diablo Cove Marine(304470004) - AV Algae	9-May-12	Cesium-137	5.13E+00	1.75E+01	1.04E+01	pCi/kg
DCM Diablo Cove Marine(310383003) - AV Algae	22-Aug-12	Cesium-137	9.65E-01	7.32E+00	4.38E+00	pCi/kg
DCM Diablo Cove Marine(315424005) - AV Algae	13-Nov-12	Cesium-137	3.55E+00	8.06E+00	4.79E+00	pCi/kg
DCM Diablo Cove Marine(296446002) - AV Algae	15-Feb-12	Cobalt-58	-1.91E+00	1.04E+01	6.31E+00	pCi/kg
DCM Diablo Cove Marine(304470004) - AV Algae	9-May-12	Cobalt-58	4.65E+00	1.82E+01	1.05E+01	pCi/kg
DCM Diablo Cove Marine(310383003) - AV Algae	22-Aug-12	Cobalt-58	1.48E+00	8.29E+00	4.78E+00	pCi/kg
DCM Diablo Cove Marine(315424005) - AV Algae	13-Nov-12	Cobalt-58	-2.78E+00	5.52E+00	3.91E+00	pCi/kg
DCM Diablo Cove Marine(296446002) - AV Algae	15-Feb-12	Cobalt-60	2.34E+00	1.26E+01	7.43E+00	pCi/kg
DCM Diablo Cove Marine(304470004) - AV Algae	9-May-12	Cobalt-60	1.82E+01	1.93E+01	1.46E+01	pCi/kg
DCM Diablo Cove Marine(310383003) - AV Algae	22-Aug-12	Cobalt-60	3.82E+00	1.11E+01	6.55E+00	pCi/kg
DCM Diablo Cove Marine(315424005) - AV Algae	13-Nov-12	Cobalt-60	2.31E+00	8.04E+00	4.63E+00	pCi/kg
DCM Diablo Cove Marine(296446002) - AV Algae	15-Feb-12	Potassium-40	5.24E+03	1.03E+02	5.66E+02	pCi/kg
DCM Diablo Cove Marine(304470004) - AV Algae	9-May-12	Potassium-40	3.64E+03	1.44E+02	4.71E+02	pCi/kg
DCM Diablo Cove Marine(310383003) - AV Algae	22-Aug-12	Potassium-40	3.36E+03	6.08E+01	3.56E+02	pCi/kg
DCM Diablo Cove Marine(315424005) - AV Algae	13-Nov-12	Potassium-40	1.97E+03	6.81E+01	2.44E+02	pCi/kg

2012 DCP Analysis Results Appendix C

DCM Diablo Cove Marine - Aquatic Vegetation Kelp

Sample Name	Date Collected	Nuclide	Result	MDC	2 Sigma TPU	Units
DCM Diablo Cove Marine(294535001) - AV Kelp	17-Jan-12	Cesium-134	-2.68E+00	1.63E+01	1.01E+01	pCi/kg
DCM Diablo Cove Marine(303292001) - AV Kelp	23-Apr-12	Cesium-134	8.74E+00	1.91E+01	1.14E+01	pCi/kg
DCM Diablo Cove Marine(308582001) - AV Kelp	12-Jul-12	Cesium-134	2.27E+00	1.69E+01	9.97E+00	pCi/kg
DCM Diablo Cove Marine(313869001) - AV Kelp	18-Oct-12	Cesium-134	-3.75E+00	1.29E+01	8.21E+00	pCi/kg
DCM Diablo Cove Marine(294535001) - AV Kelp	17-Jan-12	Cesium-137	9.00E+00	1.44E+01	8.97E+00	pCi/kg
DCM Diablo Cove Marine(303292001) - AV Kelp	23-Apr-12	Cesium-137	4.83E+00	1.45E+01	8.42E+00	pCi/kg
DCM Diablo Cove Marine(308582001) - AV Kelp	12-Jul-12	Cesium-137	5.01E+00	1.39E+01	8.19E+00	pCi/kg
DCM Diablo Cove Marine(313869001) - AV Kelp	18-Oct-12	Cesium-137	-1.36E+00	1.23E+01	7.43E+00	pCi/kg
DCM Diablo Cove Marine(294535001) - AV Kelp	17-Jan-12	Cobalt-58	-5.70E-01	1.47E+01	8.92E+00	pCi/kg
DCM Diablo Cove Marine(303292001) - AV Kelp	23-Apr-12	Cobalt-58	3.96E-01	1.51E+01	8.93E+00	pCi/kg
DCM Diablo Cove Marine(308582001) - AV Kelp	12-Jul-12	Cobalt-58	4.86E+00	1.69E+01	1.00E+01	pCi/kg
DCM Diablo Cove Marine(313869001) - AV Kelp	18-Oct-12	Cobalt-58	-6.62E+00	1.27E+01	8.67E+00	pCi/kg
DCM Diablo Cove Marine(294535001) - AV Kelp	17-Jan-12	Cobalt-60	-8.73E+00	1.55E+01	1.08E+01	pCi/kg
DCM Diablo Cove Marine(303292001) - AV Kelp	23-Apr-12	Cobalt-60	-1.27E+00	1.74E+01	1.04E+01	pCi/kg
DCM Diablo Cove Marine(308582001) - AV Kelp	12-Jul-12	Cobalt-60	-9.98E-01	1.84E+01	1.10E+01	pCi/kg
DCM Diablo Cove Marine(313869001) - AV Kelp	18-Oct-12	Cobalt-60	-8.97E-01	1.42E+01	8.52E+00	pCi/kg
DCM Diablo Cove Marine(294535001) - AV Kelp	17-Jan-12	Potassium-40	1.54E+04	1.02E+02	1.40E+03	pCi/kg
DCM Diablo Cove Marine(303292001) - AV Kelp	23-Apr-12	Potassium-40	1.28E+04	1.30E+02	1.20E+03	pCi/kg
DCM Diablo Cove Marine(308582001) - AV Kelp	12-Jul-12	Potassium-40	1.61E+04	1.14E+02	1.45E+03	pCi/kg
DCM Diablo Cove Marine(313869001) - AV Kelp	18-Oct-12	Potassium-40	1.42E+04	8.03E+01	1.26E+03	pCi/kg

DCM Diablo Cove Marine - Fish Perch

Sample Name	Date Collected	Nuclide	Result	MDC	2 Sigma TPU	Units
DCM Diablo Cove Marine(298020001) - FH Perch	9-Mar-12	Cesium-134	3.38E+00	5.40E+00	3.62E+00	pCi/kg
DCM Diablo Cove Marine(305625001) - FH Perch	31-May-12	Cesium-134	1.08E+00	4.90E+00	2.86E+00	pCi/kg
DCM Diablo Cove Marine(310465001) - FH Perch	22-Aug-12	Cesium-134	-2.76E+00	5.22E+00	3.50E+00	pCi/kg
DCM Diablo Cove Marine(315933001) - FH Perch	15-Nov-12	Cesium-134	8.81E-01	4.86E+00	2.88E+00	pCi/kg
DCM Diablo Cove Marine(298020001) - FH Perch	9-Mar-12	Cesium-137	-2.76E-01	4.37E+00	2.65E+00	pCi/kg
DCM Diablo Cove Marine(305625001) - FH Perch	31-May-12	Cesium-137	9.52E-01	4.06E+00	2.47E+00	pCi/kg
DCM Diablo Cove Marine(310465001) - FH Perch	22-Aug-12	Cesium-137	4.27E+00	5.31E+00	3.47E+00	pCi/kg
DCM Diablo Cove Marine(315933001) - FH Perch	15-Nov-12	Cesium-137	1.60E+00	4.05E+00	4.08E+00	pCi/kg
DCM Diablo Cove Marine(298020001) - FH Perch	9-Mar-12	Cobalt-58	9.24E-01	4.94E+00	3.28E+00	pCi/kg
DCM Diablo Cove Marine(305625001) - FH Perch	31-May-12	Cobalt-58	2.20E+00	4.68E+00	2.81E+00	pCi/kg
DCM Diablo Cove Marine(310465001) - FH Perch	22-Aug-12	Cobalt-58	1.07E+00	4.96E+00	2.89E+00	pCi/kg
DCM Diablo Cove Marine(315933001) - FH Perch	15-Nov-12	Cobalt-58	-1.18E+00	4.69E+00	2.93E+00	pCi/kg
DCM Diablo Cove Marine(298020001) - FH Perch	9-Mar-12	Cobalt-60	-1.50E+00	4.74E+00	3.03E+00	pCi/kg
DCM Diablo Cove Marine(305625001) - FH Perch	31-May-12	Cobalt-60	-3.82E-02	4.20E+00	2.46E+00	pCi/kg
DCM Diablo Cove Marine(310465001) - FH Perch	22-Aug-12	Cobalt-60	-1.28E+00	4.34E+00	2.84E+00	pCi/kg
DCM Diablo Cove Marine(315933001) - FH Perch	15-Nov-12	Cobalt-60	1.42E+00	4.73E+00	2.75E+00	pCi/kg
DCM Diablo Cove Marine(298020001) - FH Perch	9-Mar-12	Iron-59	-1.75E+00	1.35E+01	8.14E+00	pCi/kg
DCM Diablo Cove Marine(305625001) - FH Perch	31-May-12	Iron-59	5.41E-01	1.22E+01	7.31E+00	pCi/kg

2012 DCPD Analysis Results Appendix C

DCM Diablo Cove Marine(310465001) - FH Perch	22-Aug-12	Iron-59	-1.21E+01	1.15E+01	9.66E+00	pCi/kg
DCM Diablo Cove Marine(315933001) - FH Perch	15-Nov-12	Iron-59	3.55E+00	1.16E+01	6.73E+00	pCi/kg
DCM Diablo Cove Marine(298020001) - FH Perch	9-Mar-12	Manganese-54	5.92E-03	4.11E+00	2.39E+00	pCi/kg
DCM Diablo Cove Marine(305625001) - FH Perch	31-May-12	Manganese-54	-8.22E-02	3.75E+00	2.21E+00	pCi/kg
DCM Diablo Cove Marine(310465001) - FH Perch	22-Aug-12	Manganese-54	-2.02E+00	4.05E+00	2.70E+00	pCi/kg
DCM Diablo Cove Marine(315933001) - FH Perch	15-Nov-12	Manganese-54	9.53E-01	4.25E+00	2.52E+00	pCi/kg
DCM Diablo Cove Marine(298020001) - FH Perch	9-Mar-12	Potassium-40	3.85E+03	3.69E+01	3.56E+02	pCi/kg
DCM Diablo Cove Marine(305625001) - FH Perch	31-May-12	Potassium-40	3.29E+03	3.91E+01	3.00E+02	pCi/kg
DCM Diablo Cove Marine(310465001) - FH Perch	22-Aug-12	Potassium-40	3.91E+03	4.12E+01	3.61E+02	pCi/kg
DCM Diablo Cove Marine(315933001) - FH Perch	15-Nov-12	Potassium-40	3.41E+03	3.70E+01	3.34E+02	pCi/kg
DCM Diablo Cove Marine(298020001) - FH Perch	9-Mar-12	Zinc-65	-5.51E+00	1.17E+01	7.69E+00	pCi/kg
DCM Diablo Cove Marine(305625001) - FH Perch	31-May-12	Zinc-65	-1.31E+00	1.02E+01	6.27E+00	pCi/kg
DCM Diablo Cove Marine(310465001) - FH Perch	22-Aug-12	Zinc-65	-1.14E+01	1.12E+01	9.28E+00	pCi/kg
DCM Diablo Cove Marine(315933001) - FH Perch	15-Nov-12	Zinc-65	2.06E+00	1.12E+01	6.51E+00	pCi/kg

DCM Diablo Cove Marine - Rockfish

Sample Name	Date Collected	Nuclide	Result	MDC	2 Sigma TPU	Units
DCM Diablo Cove Marine(298020002) - FH Rockfish	9-Mar-12	Cesium-134	-1.09E+00	6.01E+00	3.61E+00	pCi/kg
DCM Diablo Cove Marine(305625002) - FH Rockfish	31-May-12	Cesium-134	2.55E-01	4.97E+00	2.90E+00	pCi/kg
DCM Diablo Cove Marine(310465002) - FH Rockfish	22-Aug-12	Cesium-134	6.93E-01	5.62E+00	3.28E+00	pCi/kg
DCM Diablo Cove Marine(315933002) - FH Rockfish	15-Nov-12	Cesium-134	3.05E-01	4.88E+00	2.87E+00	pCi/kg
DCM Diablo Cove Marine(298020002) - FH Rockfish	9-Mar-12	Cesium-137	1.59E+00	5.20E+00	3.15E+00	pCi/kg
DCM Diablo Cove Marine(305625002) - FH Rockfish	31-May-12	Cesium-137	4.37E+00	4.89E+00	3.38E+00	pCi/kg
DCM Diablo Cove Marine(310465002) - FH Rockfish	22-Aug-12	Cesium-137	-4.31E-03	4.61E+00	2.68E+00	pCi/kg
DCM Diablo Cove Marine(315933002) - FH Rockfish	15-Nov-12	Cesium-137	3.00E+00	4.84E+00	2.99E+00	pCi/kg
DCM Diablo Cove Marine(298020002) - FH Rockfish	9-Mar-12	Cobalt-58	-3.91E-01	5.74E+00	3.39E+00	pCi/kg
DCM Diablo Cove Marine(305625002) - FH Rockfish	31-May-12	Cobalt-58	-1.09E+00	4.58E+00	2.81E+00	pCi/kg
DCM Diablo Cove Marine(310465002) - FH Rockfish	22-Aug-12	Cobalt-58	-5.03E-01	4.36E+00	2.62E+00	pCi/kg
DCM Diablo Cove Marine(315933002) - FH Rockfish	15-Nov-12	Cobalt-58	-1.56E+00	4.73E+00	2.98E+00	pCi/kg
DCM Diablo Cove Marine(298020002) - FH Rockfish	9-Mar-12	Cobalt-60	2.70E-01	4.66E+00	2.71E+00	pCi/kg
DCM Diablo Cove Marine(305625002) - FH Rockfish	31-May-12	Cobalt-60	7.01E-01	4.91E+00	2.84E+00	pCi/kg
DCM Diablo Cove Marine(310465002) - FH Rockfish	22-Aug-12	Cobalt-60	-2.42E+00	4.63E+00	3.14E+00	pCi/kg
DCM Diablo Cove Marine(315933002) - FH Rockfish	15-Nov-12	Cobalt-60	-2.70E+00	5.31E+00	4.68E+00	pCi/kg
DCM Diablo Cove Marine(298020002) - FH Rockfish	9-Mar-12	Iron-59	-7.64E+00	1.28E+01	8.88E+00	pCi/kg
DCM Diablo Cove Marine(305625002) - FH Rockfish	31-May-12	Iron-59	1.01E+00	1.18E+01	7.03E+00	pCi/kg
DCM Diablo Cove Marine(310465002) - FH Rockfish	22-Aug-12	Iron-59	-3.11E+00	1.23E+01	7.76E+00	pCi/kg
DCM Diablo Cove Marine(315933002) - FH Rockfish	15-Nov-12	Iron-59	-1.93E-02	1.20E+01	7.22E+00	pCi/kg
DCM Diablo Cove Marine(298020002) - FH Rockfish	9-Mar-12	Manganese-54	-1.63E+00	5.07E+00	3.15E+00	pCi/kg
DCM Diablo Cove Marine(305625002) - FH Rockfish	31-May-12	Manganese-54	5.46E-01	4.25E+00	2.48E+00	pCi/kg
DCM Diablo Cove Marine(310465002) - FH Rockfish	22-Aug-12	Manganese-54	-7.43E-01	4.62E+00	2.80E+00	pCi/kg
DCM Diablo Cove Marine(315933002) - FH Rockfish	15-Nov-12	Manganese-54	-2.12E+00	4.13E+00	2.77E+00	pCi/kg
DCM Diablo Cove Marine(298020002) - FH Rockfish	9-Mar-12	Potassium-40	3.47E+03	3.78E+01	3.27E+02	pCi/kg
DCM Diablo Cove Marine(305625002) - FH Rockfish	31-May-12	Potassium-40	3.34E+03	3.42E+01	3.08E+02	pCi/kg
DCM Diablo Cove Marine(310465002) - FH Rockfish	22-Aug-12	Potassium-40	3.81E+03	4.07E+01	3.54E+02	pCi/kg

2012 DCPD Analysis Results Appendix C

DCM Diablo Cove Marine(315933002) - FH Rockfish	15-Nov-12	Potassium-40	3.32E+03	4.18E+01	3.26E+02	pCi/kg
DCM Diablo Cove Marine(298020002) - FH Rockfish	9-Mar-12	Zinc-65	-2.97E+00	1.20E+01	7.53E+00	pCi/kg
DCM Diablo Cove Marine(305625002) - FH Rockfish	31-May-12	Zinc-65	-6.90E+00	1.04E+01	7.49E+00	pCi/kg
DCM Diablo Cove Marine(310465002) - FH Rockfish	22-Aug-12	Zinc-65	2.89E+00	1.29E+01	7.72E+00	pCi/kg
DCM Diablo Cove Marine(315933002) - FH Rockfish	15-Nov-12	Zinc-65	-7.07E+00	1.15E+01	8.11E+00	pCi/kg

DCM Diablo Cove Marine - Intertidal Mussel

Sample Name	Date Collected	Nuclide	Result	MDC	2 Sigma TPU	Units
DCM Diablo Cove Marine(296446001) - IM	15-Feb-12	Cesium-134	8.21E-01	5.93E+00	3.76E+00	pCi/kg
DCM Diablo Cove Marine(304470001) - IM	9-May-12	Cesium-134	3.51E+00	6.70E+00	4.00E+00	pCi/kg
DCM Diablo Cove Marine(310383001) - IM	22-Aug-12	Cesium-134	4.49E-01	4.29E+00	2.51E+00	pCi/kg
DCM Diablo Cove Marine(315424001) - IM	13-Nov-12	Cesium-134	1.20E+00	6.44E+00	3.75E+00	pCi/kg
DCM Diablo Cove Marine(296446001) - IM	15-Feb-12	Cesium-137	8.00E-02	4.47E+00	2.62E+00	pCi/kg
DCM Diablo Cove Marine(304470001) - IM	9-May-12	Cesium-137	8.57E-01	5.27E+00	3.18E+00	pCi/kg
DCM Diablo Cove Marine(310383001) - IM	22-Aug-12	Cesium-137	2.39E+00	3.48E+00	4.09E+00	pCi/kg
DCM Diablo Cove Marine(315424001) - IM	13-Nov-12	Cesium-137	-7.62E-01	6.29E+00	3.87E+00	pCi/kg
DCM Diablo Cove Marine(296446001) - IM	15-Feb-12	Cobalt-58	1.65E+00	4.57E+00	3.09E+00	pCi/kg
DCM Diablo Cove Marine(304470001) - IM	9-May-12	Cobalt-58	4.41E-01	5.72E+00	3.33E+00	pCi/kg
DCM Diablo Cove Marine(310383001) - IM	22-Aug-12	Cobalt-58	2.23E+00	4.06E+00	2.48E+00	pCi/kg
DCM Diablo Cove Marine(315424001) - IM	13-Nov-12	Cobalt-58	-1.24E+00	6.03E+00	3.66E+00	pCi/kg
DCM Diablo Cove Marine(296446001) - IM	15-Feb-12	Cobalt-60	-7.65E-01	5.05E+00	3.09E+00	pCi/kg
DCM Diablo Cove Marine(304470001) - IM	9-May-12	Cobalt-60	1.69E+00	6.17E+00	3.54E+00	pCi/kg
DCM Diablo Cove Marine(310383001) - IM	22-Aug-12	Cobalt-60	8.07E-01	4.25E+00	2.46E+00	pCi/kg
DCM Diablo Cove Marine(315424001) - IM	13-Nov-12	Cobalt-60	4.90E+00	7.47E+00	4.63E+00	pCi/kg
DCM Diablo Cove Marine(296446001) - IM	15-Feb-12	Iron-59	4.85E-01	1.07E+01	6.24E+00	pCi/kg
DCM Diablo Cove Marine(304470001) - IM	9-May-12	Iron-59	2.53E+00	1.39E+01	8.23E+00	pCi/kg
DCM Diablo Cove Marine(310383001) - IM	22-Aug-12	Iron-59	4.33E-01	7.81E+00	4.71E+00	pCi/kg
DCM Diablo Cove Marine(315424001) - IM	13-Nov-12	Iron-59	8.23E-01	1.33E+01	7.90E+00	pCi/kg
DCM Diablo Cove Marine(296446001) - IM	15-Feb-12	Manganese-54	-1.13E-01	4.49E+00	2.69E+00	pCi/kg
DCM Diablo Cove Marine(304470001) - IM	9-May-12	Manganese-54	-2.09E+00	5.06E+00	3.29E+00	pCi/kg
DCM Diablo Cove Marine(310383001) - IM	22-Aug-12	Manganese-54	-1.73E+00	3.90E+00	2.56E+00	pCi/kg
DCM Diablo Cove Marine(315424001) - IM	13-Nov-12	Manganese-54	-1.33E+00	5.80E+00	3.54E+00	pCi/kg
DCM Diablo Cove Marine(296446001) - IM	15-Feb-12	Potassium-40	1.45E+03	4.45E+01	1.64E+02	pCi/kg
DCM Diablo Cove Marine(304470001) - IM	9-May-12	Potassium-40	1.30E+03	5.29E+01	1.63E+02	pCi/kg
DCM Diablo Cove Marine(310383001) - IM	22-Aug-12	Potassium-40	1.44E+03	3.38E+01	1.60E+02	pCi/kg
DCM Diablo Cove Marine(315424001) - IM	13-Nov-12	Potassium-40	3.26E+03	5.31E+01	3.14E+02	pCi/kg
DCM Diablo Cove Marine(296446001) - IM	15-Feb-12	Zinc-65	-7.66E-01	1.11E+01	6.58E+00	pCi/kg
DCM Diablo Cove Marine(304470001) - IM	9-May-12	Zinc-65	-5.65E+00	1.22E+01	8.32E+00	pCi/kg
DCM Diablo Cove Marine(310383001) - IM	22-Aug-12	Zinc-65	-2.14E+00	8.95E+00	5.71E+00	pCi/kg
DCM Diablo Cove Marine(315424001) - IM	13-Nov-12	Zinc-65	-1.27E+01	1.42E+01	1.11E+01	pCi/kg

DCM Diablo Cove Marine - Ocean Sediment

Sample Name	Date Collected	Nuclide	Result	MDC	2 Sigma TPU	Units
DCM Diablo Cove Marine(298020009) - SD	9-Mar-12	Bismuth-214	7.91E+02	1.14E+02	1.96E+02	pCi/kg

2012 DCP Analysis Results Appendix C

DCM Diablo Cove Marine(298020009) - SD	9-Mar-12	Cesium-134	4.20E+01	8.31E+01	4.73E+01	pCi/kg
DCM Diablo Cove Marine(298020009) - SD	9-Mar-12	Cesium-137	-4.45E+00	8.62E+01	4.49E+01	pCi/kg
DCM Diablo Cove Marine(298020009) - SD	9-Mar-12	Iron-55	2.24E+02	1.05E+04	7.18E+03	pCi/kg
DCM Diablo Cove Marine(298020009) - SD	9-Mar-12	Lead-212	3.98E+02	8.40E+01	1.12E+02	pCi/kg
DCM Diablo Cove Marine(298020009) - SD	9-Mar-12	Lead-214	8.44E+02	1.19E+02	1.96E+02	pCi/kg
DCM Diablo Cove Marine(298020009) - SD	9-Mar-12	Nickel-63	1.64E+03	2.83E+03	1.74E+03	pCi/kg
DCM Diablo Cove Marine(298020009) - SD	9-Mar-12	Potassium-40	8.14E+03	3.41E+02	1.31E+03	pCi/kg
DCM Diablo Cove Marine(298020009) - SD	9-Mar-12	Total Strontium	-5.33E+02	1.09E+03	5.86E+02	pCi/kg

DCM Diablo Cove Marine - Seawater

Sample Name	Date Collected	Nuclide	Result	MDC	2 Sigma TPU	Units
DCM Diablo Cove Marine(294583002) - SW	17-Jan-12	BETA	1.05E+02	1.55E+02	9.70E+01	pCi/L
DCM Diablo Cove Marine(296444002) - SW	21-Feb-12	BETA	4.65E+02	1.49E+02	1.29E+02	pCi/L
DCM Diablo Cove Marine(298315002) - SW	21-Mar-12	BETA	1.60E+01	1.22E+02	7.34E+01	pCi/L
DCM Diablo Cove Marine(303392001) - SW	23-Apr-12	BETA	2.67E+02	1.01E+02	8.36E+01	pCi/L
DCM Diablo Cove Marine(304317002) - SW	8-May-12	BETA	2.73E+02	1.42E+02	1.03E+02	pCi/L
DCM Diablo Cove Marine(306155002) - SW	11-Jun-12	BETA	2.15E+02	1.45E+02	9.99E+01	pCi/L
DCM Diablo Cove Marine(308030002) - SW	12-Jul-12	BETA	3.00E+02	9.80E+01	8.36E+01	pCi/L
DCM Diablo Cove Marine(309901002) - SW	14-Aug-12	BETA	3.43E+02	1.33E+02	1.05E+02	pCi/L
DCM Diablo Cove Marine(311116002) - SW	10-Sep-12	BETA	3.27E+02	1.05E+02	8.99E+01	pCi/L
DCM Diablo Cove Marine(313872002) - SW	18-Oct-12	BETA	3.74E+02	1.61E+02	1.23E+02	pCi/L
DCM Diablo Cove Marine(315800002) - SW	20-Nov-12	BETA	3.21E+02	1.51E+02	1.12E+02	pCi/L
DCM Diablo Cove Marine(316870002) - SW	11-Dec-12	BETA	3.01E+02	1.62E+02	1.16E+02	pCi/L
DCM Diablo Cove Marine(294583002) - SW	17-Jan-12	Barium-140	4.04E-01	3.64E+00	2.17E+00	pCi/L
DCM Diablo Cove Marine(296444002) - SW	21-Feb-12	Barium-140	1.42E+00	3.04E+00	2.84E+00	pCi/L
DCM Diablo Cove Marine(298315002) - SW	21-Mar-12	Barium-140	-7.66E-01	3.28E+00	2.04E+00	pCi/L
DCM Diablo Cove Marine(303392001) - SW	23-Apr-12	Barium-140	9.51E-01	3.67E+00	2.15E+00	pCi/L
DCM Diablo Cove Marine(304317002) - SW	8-May-12	Barium-140	1.10E+00	3.27E+00	1.93E+00	pCi/L
DCM Diablo Cove Marine(306155002) - SW	11-Jun-12	Barium-140	-4.45E-01	3.72E+00	2.24E+00	pCi/L
DCM Diablo Cove Marine(308030002) - SW	12-Jul-12	Barium-140	-7.76E-01	3.58E+00	2.20E+00	pCi/L
DCM Diablo Cove Marine(309901002) - SW	14-Aug-12	Barium-140	-1.76E+00	2.53E+00	1.87E+00	pCi/L
DCM Diablo Cove Marine(311116002) - SW	10-Sep-12	Barium-140	-4.41E-01	2.05E+00	1.29E+00	pCi/L
DCM Diablo Cove Marine(313872002) - SW	18-Oct-12	Barium-140	1.23E+00	3.94E+00	2.30E+00	pCi/L
DCM Diablo Cove Marine(315800002) - SW	20-Nov-12	Barium-140	7.11E-01	3.46E+00	2.01E+00	pCi/L
DCM Diablo Cove Marine(316870002) - SW	11-Dec-12	Barium-140	-4.82E+00	4.17E+00	4.43E+00	pCi/L
DCM Diablo Cove Marine(294583002) - SW	17-Jan-12	Cesium-134	9.67E-02	2.41E+00	1.44E+00	pCi/L
DCM Diablo Cove Marine(296444002) - SW	21-Feb-12	Cesium-134	2.66E-01	2.37E+00	1.43E+00	pCi/L
DCM Diablo Cove Marine(298315002) - SW	21-Mar-12	Cesium-134	8.31E-01	2.43E+00	1.48E+00	pCi/L
DCM Diablo Cove Marine(303392001) - SW	23-Apr-12	Cesium-134	5.38E-01	2.45E+00	1.48E+00	pCi/L
DCM Diablo Cove Marine(304317002) - SW	8-May-12	Cesium-134	1.38E+00	2.34E+00	1.46E+00	pCi/L
DCM Diablo Cove Marine(306155002) - SW	11-Jun-12	Cesium-134	1.47E+00	2.63E+00	1.64E+00	pCi/L
DCM Diablo Cove Marine(308030002) - SW	12-Jul-12	Cesium-134	-1.15E-01	2.27E+00	1.38E+00	pCi/L
DCM Diablo Cove Marine(309901002) - SW	14-Aug-12	Cesium-134	3.84E-01	1.96E+00	1.16E+00	pCi/L
DCM Diablo Cove Marine(311116002) - SW	10-Sep-12	Cesium-134	-1.17E-01	1.85E+00	1.11E+00	pCi/L

2012 DCP Analysis Results Appendix C

DCM Diablo Cove Marine(313872002) - SW	18-Oct-12	Cesium-134	7.90E-01	2.32E+00	1.36E+00	pCi/L
DCM Diablo Cove Marine(315800002) - SW	20-Nov-12	Cesium-134	-7.22E-01	1.66E+00	1.08E+00	pCi/L
DCM Diablo Cove Marine(316870002) - SW	11-Dec-12	Cesium-134	-1.85E-02	2.91E+00	1.74E+00	pCi/L
DCM Diablo Cove Marine(294583002) - SW	17-Jan-12	Cesium-137	7.92E-01	2.11E+00	1.26E+00	pCi/L
DCM Diablo Cove Marine(296444002) - SW	21-Feb-12	Cesium-137	2.04E-01	2.01E+00	1.20E+00	pCi/L
DCM Diablo Cove Marine(298315002) - SW	21-Mar-12	Cesium-137	9.40E-02	2.00E+00	1.19E+00	pCi/L
DCM Diablo Cove Marine(303392001) - SW	23-Apr-12	Cesium-137	-1.24E-01	2.03E+00	1.23E+00	pCi/L
DCM Diablo Cove Marine(304317002) - SW	8-May-12	Cesium-137	8.81E-01	2.01E+00	1.21E+00	pCi/L
DCM Diablo Cove Marine(306155002) - SW	11-Jun-12	Cesium-137	5.35E-01	2.19E+00	1.30E+00	pCi/L
DCM Diablo Cove Marine(308030002) - SW	12-Jul-12	Cesium-137	1.19E+00	2.20E+00	1.52E+00	pCi/L
DCM Diablo Cove Marine(309901002) - SW	14-Aug-12	Cesium-137	1.03E+00	1.83E+00	1.13E+00	pCi/L
DCM Diablo Cove Marine(311116002) - SW	10-Sep-12	Cesium-137	6.53E-01	1.70E+00	1.01E+00	pCi/L
DCM Diablo Cove Marine(313872002) - SW	18-Oct-12	Cesium-137	5.96E-01	1.87E+00	1.08E+00	pCi/L
DCM Diablo Cove Marine(315800002) - SW	20-Nov-12	Cesium-137	9.93E-02	1.74E+00	1.06E+00	pCi/L
DCM Diablo Cove Marine(316870002) - SW	11-Dec-12	Cesium-137	1.68E+00	2.74E+00	1.30E+00	pCi/L
DCM Diablo Cove Marine(294583002) - SW	17-Jan-12	Cobalt-58	-1.25E-01	2.01E+00	1.22E+00	pCi/L
DCM Diablo Cove Marine(296444002) - SW	21-Feb-12	Cobalt-58	-6.12E-01	1.92E+00	1.19E+00	pCi/L
DCM Diablo Cove Marine(298315002) - SW	21-Mar-12	Cobalt-58	-1.47E-02	1.93E+00	1.12E+00	pCi/L
DCM Diablo Cove Marine(303392001) - SW	23-Apr-12	Cobalt-58	-4.67E-02	1.96E+00	1.15E+00	pCi/L
DCM Diablo Cove Marine(304317002) - SW	8-May-12	Cobalt-58	-6.64E-01	1.73E+00	1.12E+00	pCi/L
DCM Diablo Cove Marine(306155002) - SW	11-Jun-12	Cobalt-58	-8.16E-02	1.94E+00	1.18E+00	pCi/L
DCM Diablo Cove Marine(308030002) - SW	12-Jul-12	Cobalt-58	-3.80E-01	1.94E+00	1.22E+00	pCi/L
DCM Diablo Cove Marine(309901002) - SW	14-Aug-12	Cobalt-58	-1.83E-01	1.49E+00	9.09E-01	pCi/L
DCM Diablo Cove Marine(311116002) - SW	10-Sep-12	Cobalt-58	-4.45E-02	1.60E+00	9.60E-01	pCi/L
DCM Diablo Cove Marine(313872002) - SW	18-Oct-12	Cobalt-58	-1.13E+00	1.80E+00	1.26E+00	pCi/L
DCM Diablo Cove Marine(315800002) - SW	20-Nov-12	Cobalt-58	-7.06E-01	1.62E+00	1.05E+00	pCi/L
DCM Diablo Cove Marine(316870002) - SW	11-Dec-12	Cobalt-58	-5.64E-01	2.55E+00	2.04E+00	pCi/L
DCM Diablo Cove Marine(294583002) - SW	17-Jan-12	Cobalt-60	-6.43E-01	2.07E+00	1.32E+00	pCi/L
DCM Diablo Cove Marine(296444002) - SW	21-Feb-12	Cobalt-60	6.34E-01	2.22E+00	1.29E+00	pCi/L
DCM Diablo Cove Marine(298315002) - SW	21-Mar-12	Cobalt-60	-1.04E-01	2.04E+00	1.20E+00	pCi/L
DCM Diablo Cove Marine(303392001) - SW	23-Apr-12	Cobalt-60	8.20E-01	2.16E+00	1.26E+00	pCi/L
DCM Diablo Cove Marine(304317002) - SW	8-May-12	Cobalt-60	8.66E-01	1.98E+00	1.17E+00	pCi/L
DCM Diablo Cove Marine(306155002) - SW	11-Jun-12	Cobalt-60	1.71E-01	2.23E+00	1.33E+00	pCi/L
DCM Diablo Cove Marine(308030002) - SW	12-Jul-12	Cobalt-60	1.45E+00	2.43E+00	1.50E+00	pCi/L
DCM Diablo Cove Marine(309901002) - SW	14-Aug-12	Cobalt-60	-1.62E-01	1.63E+00	9.76E-01	pCi/L
DCM Diablo Cove Marine(311116002) - SW	10-Sep-12	Cobalt-60	6.55E-01	1.73E+00	1.01E+00	pCi/L
DCM Diablo Cove Marine(313872002) - SW	18-Oct-12	Cobalt-60	-3.22E-01	1.84E+00	1.11E+00	pCi/L
DCM Diablo Cove Marine(315800002) - SW	20-Nov-12	Cobalt-60	1.37E-01	1.83E+00	1.06E+00	pCi/L
DCM Diablo Cove Marine(316870002) - SW	11-Dec-12	Cobalt-60	-7.75E-01	2.54E+00	1.63E+00	pCi/L
DCM Diablo Cove Marine(294583002) - SW	17-Jan-12	Iodine-131	-1.10E+00	3.75E+00	2.38E+00	pCi/L
DCM Diablo Cove Marine(296444002) - SW	21-Feb-12	Iodine-131	-1.09E+00	2.54E+00	1.66E+00	pCi/L
DCM Diablo Cove Marine(298315002) - SW	21-Mar-12	Iodine-131	-4.10E-01	3.79E+00	2.32E+00	pCi/L
DCM Diablo Cove Marine(303392001) - SW	23-Apr-12	Iodine-131	-5.97E-01	3.74E+00	2.31E+00	pCi/L
DCM Diablo Cove Marine(304317002) - SW	8-May-12	Iodine-131	1.03E+00	3.39E+00	2.04E+00	pCi/L

2012 DCP Analysis Results Appendix C

DCM Diablo Cove Marine(306155002) - SW	11-Jun-12	Iodine-131	-1.56E+00	3.77E+00	2.46E+00	pCi/L
DCM Diablo Cove Marine(308030002) - SW	12-Jul-12	Iodine-131	1.63E+00	4.09E+00	2.53E+00	pCi/L
DCM Diablo Cove Marine(309901002) - SW	14-Aug-12	Iodine-131	3.88E-02	3.27E+00	1.98E+00	pCi/L
DCM Diablo Cove Marine(311116002) - SW	10-Sep-12	Iodine-131	9.03E-01	2.26E+00	1.39E+00	pCi/L
DCM Diablo Cove Marine(313872002) - SW	18-Oct-12	Iodine-131	5.86E-01	3.85E+00	2.26E+00	pCi/L
DCM Diablo Cove Marine(315800002) - SW	20-Nov-12	Iodine-131	2.51E+00	4.18E+00	2.61E+00	pCi/L
DCM Diablo Cove Marine(316870002) - SW	11-Dec-12	Iodine-131	3.87E+00	5.20E+00	2.92E+00	pCi/L
DCM Diablo Cove Marine(294583002) - SW	17-Jan-12	Iron-55	-8.77E+01	1.66E+02	1.04E+02	pCi/L
DCM Diablo Cove Marine(296444002) - SW	21-Feb-12	Iron-55	-1.16E+02	1.30E+02	8.18E+01	pCi/L
DCM Diablo Cove Marine(298315002) - SW	21-Mar-12	Iron-55	3.88E+01	1.17E+02	8.32E+01	pCi/L
DCM Diablo Cove Marine(303392001) - SW	23-Apr-12	Iron-55	-1.62E+01	1.12E+02	7.86E+01	pCi/L
DCM Diablo Cove Marine(304317002) - SW	8-May-12	Iron-55	-2.13E+01	1.44E+02	9.92E+01	pCi/L
DCM Diablo Cove Marine(306155002) - SW	11-Jun-12	Iron-55	5.42E+01	1.24E+02	8.76E+01	pCi/L
DCM Diablo Cove Marine(308030002) - SW	12-Jul-12	Iron-55	-2.36E+01	1.77E+02	1.17E+02	pCi/L
DCM Diablo Cove Marine(309901002) - SW	14-Aug-12	Iron-55	7.55E+00	9.09E+01	6.87E+01	pCi/L
DCM Diablo Cove Marine(311116002) - SW	10-Sep-12	Iron-55	-3.66E+01	1.31E+02	8.86E+01	pCi/L
DCM Diablo Cove Marine(313872002) - SW	18-Oct-12	Iron-55	5.15E+01	1.28E+02	9.74E+01	pCi/L
DCM Diablo Cove Marine(315800002) - SW	20-Nov-12	Iron-55	5.11E+01	1.58E+02	1.16E+02	pCi/L
DCM Diablo Cove Marine(316870002) - SW	11-Dec-12	Iron-55	6.48E+01	1.28E+02	9.24E+01	pCi/L
DCM Diablo Cove Marine(294583002) - SW	17-Jan-12	Iron-59	-2.02E+00	4.11E+00	2.72E+00	pCi/L
DCM Diablo Cove Marine(296444002) - SW	21-Feb-12	Iron-59	-9.97E-01	4.08E+00	2.55E+00	pCi/L
DCM Diablo Cove Marine(298315002) - SW	21-Mar-12	Iron-59	2.17E+00	4.41E+00	2.69E+00	pCi/L
DCM Diablo Cove Marine(303392001) - SW	23-Apr-12	Iron-59	7.96E-01	4.20E+00	2.48E+00	pCi/L
DCM Diablo Cove Marine(304317002) - SW	8-May-12	Iron-59	-4.94E-02	4.16E+00	2.43E+00	pCi/L
DCM Diablo Cove Marine(306155002) - SW	11-Jun-12	Iron-59	3.59E-01	4.31E+00	2.53E+00	pCi/L
DCM Diablo Cove Marine(308030002) - SW	12-Jul-12	Iron-59	1.41E+00	4.42E+00	2.60E+00	pCi/L
DCM Diablo Cove Marine(309901002) - SW	14-Aug-12	Iron-59	-2.58E-01	3.48E+00	2.05E+00	pCi/L
DCM Diablo Cove Marine(311116002) - SW	10-Sep-12	Iron-59	-7.25E-01	3.31E+00	2.00E+00	pCi/L
DCM Diablo Cove Marine(313872002) - SW	18-Oct-12	Iron-59	-9.09E-01	4.34E+00	2.72E+00	pCi/L
DCM Diablo Cove Marine(315800002) - SW	20-Nov-12	Iron-59	2.54E+00	4.26E+00	2.67E+00	pCi/L
DCM Diablo Cove Marine(316870002) - SW	11-Dec-12	Iron-59	-1.97E+00	5.41E+00	3.45E+00	pCi/L
DCM Diablo Cove Marine(294583002) - SW	17-Jan-12	Lanthanum-140	4.04E-01	3.64E+00	2.17E+00	pCi/L
DCM Diablo Cove Marine(296444002) - SW	21-Feb-12	Lanthanum-140	1.42E+00	3.04E+00	2.84E+00	pCi/L
DCM Diablo Cove Marine(298315002) - SW	21-Mar-12	Lanthanum-140	-7.66E-01	3.28E+00	2.04E+00	pCi/L
DCM Diablo Cove Marine(303392001) - SW	23-Apr-12	Lanthanum-140	9.51E-01	3.67E+00	2.15E+00	pCi/L
DCM Diablo Cove Marine(304317002) - SW	8-May-12	Lanthanum-140	1.10E+00	3.27E+00	1.93E+00	pCi/L
DCM Diablo Cove Marine(306155002) - SW	11-Jun-12	Lanthanum-140	-4.45E-01	3.72E+00	2.24E+00	pCi/L
DCM Diablo Cove Marine(308030002) - SW	12-Jul-12	Lanthanum-140	-7.76E-01	3.58E+00	2.20E+00	pCi/L
DCM Diablo Cove Marine(309901002) - SW	14-Aug-12	Lanthanum-140	-1.76E+00	2.53E+00	1.87E+00	pCi/L
DCM Diablo Cove Marine(311116002) - SW	10-Sep-12	Lanthanum-140	-4.41E-01	2.05E+00	1.29E+00	pCi/L
DCM Diablo Cove Marine(313872002) - SW	18-Oct-12	Lanthanum-140	1.23E+00	3.94E+00	2.29E+00	pCi/L
DCM Diablo Cove Marine(315800002) - SW	20-Nov-12	Lanthanum-140	7.11E-01	3.46E+00	2.01E+00	pCi/L
DCM Diablo Cove Marine(316870002) - SW	11-Dec-12	Lanthanum-140	-4.82E+00	4.17E+00	4.43E+00	pCi/L
DCM Diablo Cove Marine(294583002) - SW	17-Jan-12	Manganese-54	-4.10E-01	2.10E+00	1.31E+00	pCi/L

2012 DCPD Analysis Results Appendix C

DCM Diablo Cove Marine(296444002) - SW	21-Feb-12	Manganese-54	8.86E-01	2.09E+00	1.24E+00	pCi/L
DCM Diablo Cove Marine(298315002) - SW	21-Mar-12	Manganese-54	1.08E-01	1.94E+00	1.13E+00	pCi/L
DCM Diablo Cove Marine(303392001) - SW	23-Apr-12	Manganese-54	5.40E-02	1.95E+00	1.13E+00	pCi/L
DCM Diablo Cove Marine(304317002) - SW	8-May-12	Manganese-54	5.54E-01	1.94E+00	1.16E+00	pCi/L
DCM Diablo Cove Marine(306155002) - SW	11-Jun-12	Manganese-54	9.77E-02	2.11E+00	1.27E+00	pCi/L
DCM Diablo Cove Marine(308030002) - SW	12-Jul-12	Manganese-54	-8.48E-01	1.81E+00	1.23E+00	pCi/L
DCM Diablo Cove Marine(309901002) - SW	14-Aug-12	Manganese-54	-1.45E-01	1.60E+00	9.68E-01	pCi/L
DCM Diablo Cove Marine(311116002) - SW	10-Sep-12	Manganese-54	3.12E-01	1.55E+00	9.20E-01	pCi/L
DCM Diablo Cove Marine(313872002) - SW	18-Oct-12	Manganese-54	7.16E-01	1.93E+00	1.14E+00	pCi/L
DCM Diablo Cove Marine(315800002) - SW	20-Nov-12	Manganese-54	2.16E-01	1.64E+00	9.53E-01	pCi/L
DCM Diablo Cove Marine(316870002) - SW	11-Dec-12	Manganese-54	9.97E-01	2.61E+00	1.55E+00	pCi/L
DCM Diablo Cove Marine(294583002) - SW	17-Jan-12	Nickel-63	-1.38E+01	3.72E+01	2.18E+01	pCi/L
DCM Diablo Cove Marine(296444002) - SW	21-Feb-12	Nickel-63	-1.13E+01	3.54E+01	2.09E+01	pCi/L
DCM Diablo Cove Marine(298315002) - SW	21-Mar-12	Nickel-63	9.97E+00	2.91E+01	1.76E+01	pCi/L
DCM Diablo Cove Marine(303392001) - SW	23-Apr-12	Nickel-63	2.76E+00	3.50E+01	2.10E+01	pCi/L
DCM Diablo Cove Marine(304317002) - SW	8-May-12	Nickel-63	3.02E+00	3.19E+01	1.91E+01	pCi/L
DCM Diablo Cove Marine(306155002) - SW	11-Jun-12	Nickel-63	-1.57E+00	2.84E+01	1.69E+01	pCi/L
DCM Diablo Cove Marine(308030002) - SW	12-Jul-12	Nickel-63	-4.77E+00	2.30E+01	1.36E+01	pCi/L
DCM Diablo Cove Marine(309901002) - SW	14-Aug-12	Nickel-63	1.93E+01	3.17E+01	1.97E+01	pCi/L
DCM Diablo Cove Marine(311116002) - SW	10-Sep-12	Nickel-63	4.24E-01	4.07E+01	2.43E+01	pCi/L
DCM Diablo Cove Marine(313872002) - SW	18-Oct-12	Nickel-63	1.20E+01	2.24E+01	1.37E+01	pCi/L
DCM Diablo Cove Marine(315800002) - SW	20-Nov-12	Nickel-63	-1.37E+01	2.69E+01	1.56E+01	pCi/L
DCM Diablo Cove Marine(316870002) - SW	11-Dec-12	Nickel-63	1.51E+01	4.99E+01	3.01E+01	pCi/L
DCM Diablo Cove Marine(294583002) - SW	17-Jan-12	Niobium-95	1.05E+00	2.25E+00	1.37E+00	pCi/L
DCM Diablo Cove Marine(296444002) - SW	21-Feb-12	Niobium-95	5.62E-01	2.06E+00	1.25E+00	pCi/L
DCM Diablo Cove Marine(298315002) - SW	21-Mar-12	Niobium-95	1.16E+00	2.18E+00	1.37E+00	pCi/L
DCM Diablo Cove Marine(303392001) - SW	23-Apr-12	Niobium-95	4.21E-01	2.04E+00	1.23E+00	pCi/L
DCM Diablo Cove Marine(304317002) - SW	8-May-12	Niobium-95	9.83E-01	1.97E+00	1.21E+00	pCi/L
DCM Diablo Cove Marine(306155002) - SW	11-Jun-12	Niobium-95	1.76E-01	2.10E+00	1.26E+00	pCi/L
DCM Diablo Cove Marine(308030002) - SW	12-Jul-12	Niobium-95	2.67E-01	2.15E+00	1.29E+00	pCi/L
DCM Diablo Cove Marine(309901002) - SW	14-Aug-12	Niobium-95	-1.67E-01	1.70E+00	1.03E+00	pCi/L
DCM Diablo Cove Marine(311116002) - SW	10-Sep-12	Niobium-95	7.72E-01	1.70E+00	1.03E+00	pCi/L
DCM Diablo Cove Marine(313872002) - SW	18-Oct-12	Niobium-95	8.11E-01	2.00E+00	1.18E+00	pCi/L
DCM Diablo Cove Marine(315800002) - SW	20-Nov-12	Niobium-95	-5.18E-01	1.85E+00	1.42E+00	pCi/L
DCM Diablo Cove Marine(316870002) - SW	11-Dec-12	Niobium-95	1.98E-01	2.62E+00	1.64E+00	pCi/L
DCM Diablo Cove Marine(294583002) - SW	17-Jan-12	Potassium-40	3.45E+02	1.96E+01	4.96E+01	pCi/L
DCM Diablo Cove Marine(296444002) - SW	21-Feb-12	Potassium-40	3.44E+02	1.85E+01	5.08E+01	pCi/L
DCM Diablo Cove Marine(298315002) - SW	21-Mar-12	Potassium-40	3.69E+02	1.84E+01	4.73E+01	pCi/L
DCM Diablo Cove Marine(303392001) - SW	23-Apr-12	Potassium-40	3.64E+02	1.88E+01	4.92E+01	pCi/L
DCM Diablo Cove Marine(304317002) - SW	8-May-12	Potassium-40	3.21E+02	1.81E+01	4.78E+01	pCi/L
DCM Diablo Cove Marine(306155002) - SW	11-Jun-12	Potassium-40	4.03E+02	1.88E+01	5.42E+01	pCi/L
DCM Diablo Cove Marine(308030002) - SW	12-Jul-12	Potassium-40	3.45E+02	2.03E+01	4.97E+01	pCi/L
DCM Diablo Cove Marine(309901002) - SW	14-Aug-12	Potassium-40	3.25E+02	1.60E+01	4.23E+01	pCi/L
DCM Diablo Cove Marine(311116002) - SW	10-Sep-12	Potassium-40	3.49E+02	1.59E+01	4.41E+01	pCi/L

2012 DCP Analysis Results Appendix C

DCM Diablo Cove Marine(313872002) - SW	18-Oct-12	Potassium-40	3.19E+02	2.06E+01	5.06E+01	pCi/L
DCM Diablo Cove Marine(315800002) - SW	20-Nov-12	Potassium-40	3.35E+02	1.56E+01	4.37E+01	pCi/L
DCM Diablo Cove Marine(316870002) - SW	11-Dec-12	Potassium-40	3.44E+02	2.56E+01	5.58E+01	pCi/L
DCM Diablo Cove Marine(294583002) - SW	17-Jan-12	Total Strontium	7.39E-01	1.47E+00	9.30E-01	pCi/L
DCM Diablo Cove Marine(296444002) - SW	21-Feb-12	Total Strontium	2.99E+00	3.62E+00	2.36E+00	pCi/L
DCM Diablo Cove Marine(298315002) - SW	21-Mar-12	Total Strontium	-2.05E+00	4.63E+00	2.70E+00	pCi/L
DCM Diablo Cove Marine(303392001) - SW	23-Apr-12	Total Strontium	1.62E+00	2.29E+00	1.48E+00	pCi/L
DCM Diablo Cove Marine(304317002) - SW	8-May-12	Total Strontium	2.47E+00	2.59E+00	1.75E+00	pCi/L
DCM Diablo Cove Marine(306155002) - SW	11-Jun-12	Total Strontium	1.22E+00	1.58E+00	1.04E+00	pCi/L
DCM Diablo Cove Marine(308030002) - SW	12-Jul-12	Total Strontium	1.16E+00	2.99E+00	1.85E+00	pCi/L
DCM Diablo Cove Marine(309901002) - SW	14-Aug-12	Total Strontium	-7.33E-01	3.57E+00	2.11E+00	pCi/L
DCM Diablo Cove Marine(311116002) - SW	10-Sep-12	Total Strontium	1.80E-01	2.38E+00	1.42E+00	pCi/L
DCM Diablo Cove Marine(313872002) - SW	18-Oct-12	Total Strontium	-1.92E+00	2.34E+00	1.32E+00	pCi/L
DCM Diablo Cove Marine(315800002) - SW	20-Nov-12	Total Strontium	-1.00E+00	1.44E+00	7.97E-01	pCi/L
DCM Diablo Cove Marine(316870002) - SW	11-Dec-12	Total Strontium	-9.82E-01	3.68E+00	2.16E+00	pCi/L
DCM Diablo Cove Marine(294583002) - SW	17-Jan-12	Tritium	-1.11E+02	2.55E+02	1.47E+02	pCi/L
DCM Diablo Cove Marine(296444002) - SW	21-Feb-12	Tritium	3.99E+01	2.85E+02	1.72E+02	pCi/L
DCM Diablo Cove Marine(298315002) - SW	21-Mar-12	Tritium	4.59E+01	2.42E+02	1.47E+02	pCi/L
DCM Diablo Cove Marine(303392001) - SW	23-Apr-12	Tritium	6.89E+01	2.80E+02	1.70E+02	pCi/L
DCM Diablo Cove Marine(304317002) - SW	8-May-12	Tritium	-1.85E+01	2.74E+02	1.63E+02	pCi/L
DCM Diablo Cove Marine(306155002) - SW	11-Jun-12	Tritium	-4.19E+00	2.23E+02	1.33E+02	pCi/L
DCM Diablo Cove Marine(308030002) - SW	12-Jul-12	Tritium	5.61E+01	2.15E+02	1.31E+02	pCi/L
DCM Diablo Cove Marine(309901002) - SW	14-Aug-12	Tritium	1.17E+01	2.53E+02	1.51E+02	pCi/L
DCM Diablo Cove Marine(311116002) - SW	10-Sep-12	Tritium	6.70E+00	2.43E+02	1.45E+02	pCi/L
DCM Diablo Cove Marine(313872002) - SW	18-Oct-12	Tritium	-5.46E+01	2.26E+02	1.32E+02	pCi/L
DCM Diablo Cove Marine(315800002) - SW	20-Nov-12	Tritium	8.49E+01	2.47E+02	1.52E+02	pCi/L
DCM Diablo Cove Marine(316870002) - SW	11-Dec-12	Tritium	-1.92E+01	2.21E+02	1.31E+02	pCi/L
DCM Diablo Cove Marine(294583002) - SW	17-Jan-12	Zinc-65	-2.10E-01	4.13E+00	2.85E+00	pCi/L
DCM Diablo Cove Marine(296444002) - SW	21-Feb-12	Zinc-65	1.68E+00	4.11E+00	2.79E+00	pCi/L
DCM Diablo Cove Marine(298315002) - SW	21-Mar-12	Zinc-65	-4.30E-01	4.47E+00	2.71E+00	pCi/L
DCM Diablo Cove Marine(303392001) - SW	23-Apr-12	Zinc-65	-7.17E-01	4.41E+00	2.71E+00	pCi/L
DCM Diablo Cove Marine(304317002) - SW	8-May-12	Zinc-65	8.99E-01	4.02E+00	2.33E+00	pCi/L
DCM Diablo Cove Marine(306155002) - SW	11-Jun-12	Zinc-65	6.77E-01	4.57E+00	2.68E+00	pCi/L
DCM Diablo Cove Marine(308030002) - SW	12-Jul-12	Zinc-65	-1.69E+00	4.36E+00	2.82E+00	pCi/L
DCM Diablo Cove Marine(309901002) - SW	14-Aug-12	Zinc-65	1.46E+00	3.73E+00	2.19E+00	pCi/L
DCM Diablo Cove Marine(311116002) - SW	10-Sep-12	Zinc-65	-1.33E+00	3.34E+00	2.12E+00	pCi/L
DCM Diablo Cove Marine(313872002) - SW	18-Oct-12	Zinc-65	2.72E-02	4.35E+00	2.62E+00	pCi/L
DCM Diablo Cove Marine(315800002) - SW	20-Nov-12	Zinc-65	-1.97E+00	3.72E+00	2.55E+00	pCi/L
DCM Diablo Cove Marine(316870002) - SW	11-Dec-12	Zinc-65	-2.46E+00	5.73E+00	3.73E+00	pCi/L
DCM Diablo Cove Marine(294583002) - SW	17-Jan-12	Zirconium-95	1.57E+00	3.90E+00	2.36E+00	pCi/L
DCM Diablo Cove Marine(296444002) - SW	21-Feb-12	Zirconium-95	-2.75E-01	3.36E+00	2.05E+00	pCi/L
DCM Diablo Cove Marine(298315002) - SW	21-Mar-12	Zirconium-95	2.97E+00	3.88E+00	2.57E+00	pCi/L
DCM Diablo Cove Marine(303392001) - SW	23-Apr-12	Zirconium-95	-2.76E-01	3.53E+00	2.16E+00	pCi/L
DCM Diablo Cove Marine(304317002) - SW	8-May-12	Zirconium-95	-2.13E+00	2.87E+00	2.10E+00	pCi/L

2012 DCPD Analysis Results Appendix C

DCM Diablo Cove Marine(306155002) - SW	11-Jun-12	Zirconium-95	-7.86E-02	3.55E+00	2.14E+00	pCi/L
DCM Diablo Cove Marine(308030002) - SW	12-Jul-12	Zirconium-95	-3.81E-01	3.55E+00	2.17E+00	pCi/L
DCM Diablo Cove Marine(309901002) - SW	14-Aug-12	Zirconium-95	-4.32E-01	2.78E+00	1.70E+00	pCi/L
DCM Diablo Cove Marine(311116002) - SW	10-Sep-12	Zirconium-95	9.76E-01	2.85E+00	1.69E+00	pCi/L
DCM Diablo Cove Marine(313872002) - SW	18-Oct-12	Zirconium-95	2.40E+00	3.86E+00	2.39E+00	pCi/L
DCM Diablo Cove Marine(315800002) - SW	20-Nov-12	Zirconium-95	-6.17E-01	2.92E+00	1.77E+00	pCi/L
DCM Diablo Cove Marine(316870002) - SW	11-Dec-12	Zirconium-95	-2.10E+00	4.18E+00	2.83E+00	pCi/L

DW1 Drinking Water

Sample Name	Date Collected	Nuclide	Result	MDC	2 Sigma TPU	Units
DW1 Drinking Water(294079002) - DW	12-Jan-12	BETA	1.37E+00	1.97E+00	1.24E+00	pCi/L
DW1 Drinking Water(295701002) - DW	7-Feb-12	BETA	1.41E+00	2.20E+00	1.37E+00	pCi/L
DW1 Drinking Water(297253001) - DW	6-Mar-12	BETA	-7.14E-01	2.16E+00	1.27E+00	pCi/L
DW1 Drinking Water(302541002) - DW	10-Apr-12	BETA	2.44E+00	1.73E+00	1.20E+00	pCi/L
DW1 Drinking Water(304464002) - DW	14-May-12	BETA	-4.80E-01	2.45E+00	1.45E+00	pCi/L
DW1 Drinking Water(305650002) - DW	5-Jun-12	BETA	1.80E+00	1.78E+00	1.17E+00	pCi/L
DW1 Drinking Water(308586003) - DW	24-Jul-12	BETA	1.61E+00	1.91E+00	1.23E+00	pCi/L
DW1 Drinking Water(309382001) - DW	7-Aug-12	BETA	3.64E-01	2.09E+00	1.26E+00	pCi/L
DW1 Drinking Water(311199001) - DW	11-Sep-12	BETA	3.49E-01	2.27E+00	1.36E+00	pCi/L
DW1 Drinking Water(313397002) - DW	15-Oct-12	BETA	6.23E-01	2.30E+00	1.40E+00	pCi/L
DW1 Drinking Water(314899002) - DW	8-Nov-12	BETA	7.43E-01	1.49E+00	9.24E-01	pCi/L
DW1 Drinking Water(316861002) - DW	13-Dec-12	BETA	2.35E+00	2.77E+00	1.75E+00	pCi/L
DW1 Drinking Water(294079002) - DW	12-Jan-12	Barium-140	3.33E-01	3.73E+00	2.19E+00	pCi/L
DW1 Drinking Water(295701002) - DW	7-Feb-12	Barium-140	1.10E+00	2.93E+00	1.72E+00	pCi/L
DW1 Drinking Water(297253001) - DW	6-Mar-12	Barium-140	-1.03E+00	2.02E+00	1.38E+00	pCi/L
DW1 Drinking Water(302541002) - DW	10-Apr-12	Barium-140	3.79E-01	2.87E+00	1.66E+00	pCi/L
DW1 Drinking Water(304464002) - DW	14-May-12	Barium-140	9.62E-02	3.22E+00	1.94E+00	pCi/L
DW1 Drinking Water(305650002) - DW	5-Jun-12	Barium-140	-7.76E-01	1.87E+00	1.25E+00	pCi/L
DW1 Drinking Water(308586003) - DW	24-Jul-12	Barium-140	2.95E-01	2.42E+00	1.44E+00	pCi/L
DW1 Drinking Water(309382001) - DW	7-Aug-12	Barium-140	-2.92E-01	5.72E+00	3.48E+00	pCi/L
DW1 Drinking Water(311199001) - DW	11-Sep-12	Barium-140	5.98E-02	2.74E+00	1.60E+00	pCi/L
DW1 Drinking Water(313397002) - DW	15-Oct-12	Barium-140	-5.03E-01	2.54E+00	1.60E+00	pCi/L
DW1 Drinking Water(314899002) - DW	8-Nov-12	Barium-140	-1.45E+00	2.24E+00	1.63E+00	pCi/L
DW1 Drinking Water(316861002) - DW	13-Dec-12	Barium-140	5.80E-01	2.75E+00	1.59E+00	pCi/L
DW1 Drinking Water(294079002) - DW	12-Jan-12	Cesium-134	-3.81E-01	2.90E+00	1.73E+00	pCi/L
DW1 Drinking Water(295701002) - DW	7-Feb-12	Cesium-134	1.02E+00	2.25E+00	1.39E+00	pCi/L
DW1 Drinking Water(297253001) - DW	6-Mar-12	Cesium-134	8.17E-01	1.93E+00	1.15E+00	pCi/L
DW1 Drinking Water(302541002) - DW	10-Apr-12	Cesium-134	-7.12E-01	2.30E+00	1.48E+00	pCi/L
DW1 Drinking Water(304464002) - DW	14-May-12	Cesium-134	8.39E-01	2.81E+00	1.69E+00	pCi/L
DW1 Drinking Water(305650002) - DW	5-Jun-12	Cesium-134	-8.42E-01	1.76E+00	1.17E+00	pCi/L
DW1 Drinking Water(308586003) - DW	24-Jul-12	Cesium-134	-4.40E-02	2.51E+00	1.51E+00	pCi/L
DW1 Drinking Water(309382001) - DW	7-Aug-12	Cesium-134	3.08E-01	2.91E+00	1.72E+00	pCi/L
DW1 Drinking Water(311199001) - DW	11-Sep-12	Cesium-134	2.01E-01	2.28E+00	1.37E+00	pCi/L
DW1 Drinking Water(313397002) - DW	15-Oct-12	Cesium-134	-1.87E-01	2.14E+00	1.37E+00	pCi/L

2012 DCPD Analysis Results Appendix C

DW1 Drinking Water(314899002) - DW	8-Nov-12	Cesium-134	4.50E-01	1.84E+00	1.08E+00	pCi/L
DW1 Drinking Water(316861002) - DW	13-Dec-12	Cesium-134	4.65E-01	1.66E+00	1.10E+00	pCi/L
DW1 Drinking Water(294079002) - DW	12-Jan-12	Cesium-137	1.20E+00	2.57E+00	1.59E+00	pCi/L
DW1 Drinking Water(295701002) - DW	7-Feb-12	Cesium-137	-6.03E-02	1.78E+00	1.07E+00	pCi/L
DW1 Drinking Water(297253001) - DW	6-Mar-12	Cesium-137	8.93E-01	1.75E+00	1.06E+00	pCi/L
DW1 Drinking Water(302541002) - DW	10-Apr-12	Cesium-137	5.51E-01	2.15E+00	1.27E+00	pCi/L
DW1 Drinking Water(304464002) - DW	14-May-12	Cesium-137	-2.19E+00	3.68E+00	3.06E+00	pCi/L
DW1 Drinking Water(305650002) - DW	5-Jun-12	Cesium-137	2.38E-01	1.60E+00	9.33E-01	pCi/L
DW1 Drinking Water(308586003) - DW	24-Jul-12	Cesium-137	1.48E-01	2.11E+00	1.25E+00	pCi/L
DW1 Drinking Water(309382001) - DW	7-Aug-12	Cesium-137	-9.00E-01	2.32E+00	1.49E+00	pCi/L
DW1 Drinking Water(311199001) - DW	11-Sep-12	Cesium-137	4.39E-01	1.85E+00	1.10E+00	pCi/L
DW1 Drinking Water(313397002) - DW	15-Oct-12	Cesium-137	4.42E-01	1.99E+00	1.16E+00	pCi/L
DW1 Drinking Water(314899002) - DW	8-Nov-12	Cesium-137	5.28E-01	1.75E+00	1.94E+00	pCi/L
DW1 Drinking Water(316861002) - DW	13-Dec-12	Cesium-137	1.04E+00	1.70E+00	1.04E+00	pCi/L
DW1 Drinking Water(294079002) - DW	12-Jan-12	Cobalt-58	-5.87E-01	2.12E+00	1.31E+00	pCi/L
DW1 Drinking Water(295701002) - DW	7-Feb-12	Cobalt-58	-1.93E-02	1.64E+00	9.97E-01	pCi/L
DW1 Drinking Water(297253001) - DW	6-Mar-12	Cobalt-58	-6.93E-01	1.28E+00	8.63E-01	pCi/L
DW1 Drinking Water(302541002) - DW	10-Apr-12	Cobalt-58	1.36E-01	1.92E+00	1.16E+00	pCi/L
DW1 Drinking Water(304464002) - DW	14-May-12	Cobalt-58	-1.16E-01	2.12E+00	1.29E+00	pCi/L
DW1 Drinking Water(305650002) - DW	5-Jun-12	Cobalt-58	-2.18E-02	1.47E+00	8.76E-01	pCi/L
DW1 Drinking Water(308586003) - DW	24-Jul-12	Cobalt-58	4.61E-01	1.96E+00	1.17E+00	pCi/L
DW1 Drinking Water(309382001) - DW	7-Aug-12	Cobalt-58	-6.18E-01	2.38E+00	1.50E+00	pCi/L
DW1 Drinking Water(311199001) - DW	11-Sep-12	Cobalt-58	-3.15E-01	1.81E+00	1.12E+00	pCi/L
DW1 Drinking Water(313397002) - DW	15-Oct-12	Cobalt-58	-1.27E-01	1.60E+00	9.62E-01	pCi/L
DW1 Drinking Water(314899002) - DW	8-Nov-12	Cobalt-58	7.41E-02	1.61E+00	9.48E-01	pCi/L
DW1 Drinking Water(316861002) - DW	13-Dec-12	Cobalt-58	8.73E-01	1.38E+00	9.26E-01	pCi/L
DW1 Drinking Water(294079002) - DW	12-Jan-12	Cobalt-60	1.40E+00	2.71E+00	1.60E+00	pCi/L
DW1 Drinking Water(295701002) - DW	7-Feb-12	Cobalt-60	1.17E-01	1.80E+00	1.07E+00	pCi/L
DW1 Drinking Water(297253001) - DW	6-Mar-12	Cobalt-60	-6.35E-02	1.73E+00	1.01E+00	pCi/L
DW1 Drinking Water(302541002) - DW	10-Apr-12	Cobalt-60	6.12E-01	2.41E+00	1.43E+00	pCi/L
DW1 Drinking Water(304464002) - DW	14-May-12	Cobalt-60	1.03E+00	2.35E+00	1.40E+00	pCi/L
DW1 Drinking Water(305650002) - DW	5-Jun-12	Cobalt-60	9.36E-01	1.67E+00	9.96E-01	pCi/L
DW1 Drinking Water(308586003) - DW	24-Jul-12	Cobalt-60	-3.38E-02	1.94E+00	1.15E+00	pCi/L
DW1 Drinking Water(309382001) - DW	7-Aug-12	Cobalt-60	5.41E-01	2.77E+00	1.60E+00	pCi/L
DW1 Drinking Water(311199001) - DW	11-Sep-12	Cobalt-60	9.28E-01	2.05E+00	1.23E+00	pCi/L
DW1 Drinking Water(313397002) - DW	15-Oct-12	Cobalt-60	4.57E-01	2.13E+00	1.23E+00	pCi/L
DW1 Drinking Water(314899002) - DW	8-Nov-12	Cobalt-60	9.52E-01	1.87E+00	1.11E+00	pCi/L
DW1 Drinking Water(316861002) - DW	13-Dec-12	Cobalt-60	1.16E+00	1.76E+00	1.10E+00	pCi/L
DW1 Drinking Water(294079002) - DW	12-Jan-12	Iodine-131	-1.19E-01	4.46E-01	2.75E-01	pCi/L
DW1 Drinking Water(295701002) - DW	7-Feb-12	Iodine-131	1.32E-01	5.17E-01	3.12E-01	pCi/L
DW1 Drinking Water(297253001) - DW	6-Mar-12	Iodine-131	1.41E-02	5.02E-01	3.01E-01	pCi/L
DW1 Drinking Water(302541002) - DW	10-Apr-12	Iodine-131	1.12E-01	4.07E-01	2.38E-01	pCi/L
DW1 Drinking Water(304464002) - DW	14-May-12	Iodine-131	-1.06E-01	4.64E-01	2.86E-01	pCi/L
DW1 Drinking Water(305650002) - DW	5-Jun-12	Iodine-131	-2.08E-02	8.52E-01	5.08E-01	pCi/L

2012 DCPD Analysis Results Appendix C

DW1 Drinking Water(308586003) - DW	24-Jul-12	Iodine-131	4.86E-02	4.92E-01	2.84E-01	pCi/L
DW1 Drinking Water(309382001) - DW	7-Aug-12	Iodine-131	-1.76E-01	5.04E-01	3.10E-01	pCi/L
DW1 Drinking Water(311199001) - DW	11-Sep-12	Iodine-131	8.85E-02	7.62E-01	4.40E-01	pCi/L
DW1 Drinking Water(313397002) - DW	15-Oct-12	Iodine-131	1.74E-01	6.67E-01	3.91E-01	pCi/L
DW1 Drinking Water(314899002) - DW	8-Nov-12	Iodine-131	-1.22E-02	5.98E-01	3.56E-01	pCi/L
DW1 Drinking Water(316861002) - DW	13-Dec-12	Iodine-131	1.02E-01	5.00E-01	2.95E-01	pCi/L
DW1 Drinking Water(294079002) - DW	12-Jan-12	Iron-55	5.46E+01	1.01E+02	7.65E+01	pCi/L
DW1 Drinking Water(295701002) - DW	7-Feb-12	Iron-55	4.83E+01	1.13E+02	8.18E+01	pCi/L
DW1 Drinking Water(297253001) - DW	6-Mar-12	Iron-55	-6.55E+01	1.71E+02	1.25E+02	pCi/L
DW1 Drinking Water(302541002) - DW	10-Apr-12	Iron-55	-3.35E+01	1.46E+02	1.00E+02	pCi/L
DW1 Drinking Water(304464002) - DW	14-May-12	Iron-55	-1.73E+01	1.32E+02	9.08E+01	pCi/L
DW1 Drinking Water(305650002) - DW	5-Jun-12	Iron-55	-4.15E+01	1.62E+02	1.12E+02	pCi/L
DW1 Drinking Water(308586003) - DW	24-Jul-12	Iron-55	2.41E+01	1.50E+02	1.04E+02	pCi/L
DW1 Drinking Water(309382001) - DW	7-Aug-12	Iron-55	3.02E+01	8.21E+01	5.74E+01	pCi/L
DW1 Drinking Water(311199001) - DW	11-Sep-12	Iron-55	6.14E+01	1.19E+02	8.76E+01	pCi/L
DW1 Drinking Water(313397002) - DW	15-Oct-12	Iron-55	-1.09E+02	1.42E+02	9.52E+01	pCi/L
DW1 Drinking Water(314899002) - DW	8-Nov-12	Iron-55	-4.58E+01	9.97E+01	6.63E+01	pCi/L
DW1 Drinking Water(316861002) - DW	13-Dec-12	Iron-55	3.18E+01	1.46E+02	1.01E+02	pCi/L
DW1 Drinking Water(294079002) - DW	12-Jan-12	Iron-59	-1.74E+00	4.80E+00	3.14E+00	pCi/L
DW1 Drinking Water(295701002) - DW	7-Feb-12	Iron-59	1.65E+00	3.61E+00	2.18E+00	pCi/L
DW1 Drinking Water(297253001) - DW	6-Mar-12	Iron-59	-5.80E-01	2.90E+00	1.81E+00	pCi/L
DW1 Drinking Water(302541002) - DW	10-Apr-12	Iron-59	1.01E-01	3.73E+00	2.20E+00	pCi/L
DW1 Drinking Water(304464002) - DW	14-May-12	Iron-59	-5.23E-01	4.03E+00	2.43E+00	pCi/L
DW1 Drinking Water(305650002) - DW	5-Jun-12	Iron-59	-8.69E-05	2.79E+00	1.69E+00	pCi/L
DW1 Drinking Water(308586003) - DW	24-Jul-12	Iron-59	-8.18E-02	3.09E+00	1.82E+00	pCi/L
DW1 Drinking Water(309382001) - DW	7-Aug-12	Iron-59	3.17E+00	5.72E+00	3.40E+00	pCi/L
DW1 Drinking Water(311199001) - DW	11-Sep-12	Iron-59	-1.00E+00	3.23E+00	2.04E+00	pCi/L
DW1 Drinking Water(313397002) - DW	15-Oct-12	Iron-59	2.13E-01	3.65E+00	2.20E+00	pCi/L
DW1 Drinking Water(314899002) - DW	8-Nov-12	Iron-59	-8.38E-02	3.14E+00	1.92E+00	pCi/L
DW1 Drinking Water(316861002) - DW	13-Dec-12	Iron-59	1.69E+00	3.52E+00	2.14E+00	pCi/L
DW1 Drinking Water(294079002) - DW	12-Jan-12	Lanthanum-140	3.33E-01	3.73E+00	2.19E+00	pCi/L
DW1 Drinking Water(295701002) - DW	7-Feb-12	Lanthanum-140	1.10E+00	2.93E+00	1.72E+00	pCi/L
DW1 Drinking Water(297253001) - DW	6-Mar-12	Lanthanum-140	-1.03E+00	2.02E+00	1.37E+00	pCi/L
DW1 Drinking Water(302541002) - DW	10-Apr-12	Lanthanum-140	3.79E-01	2.87E+00	1.66E+00	pCi/L
DW1 Drinking Water(304464002) - DW	14-May-12	Lanthanum-140	9.62E-02	3.22E+00	1.94E+00	pCi/L
DW1 Drinking Water(305650002) - DW	5-Jun-12	Lanthanum-140	-7.76E-01	1.87E+00	1.24E+00	pCi/L
DW1 Drinking Water(308586003) - DW	24-Jul-12	Lanthanum-140	2.95E-01	2.42E+00	1.44E+00	pCi/L
DW1 Drinking Water(309382001) - DW	7-Aug-12	Lanthanum-140	-2.92E-01	5.72E+00	3.48E+00	pCi/L
DW1 Drinking Water(311199001) - DW	11-Sep-12	Lanthanum-140	5.98E-02	2.74E+00	1.60E+00	pCi/L
DW1 Drinking Water(313397002) - DW	15-Oct-12	Lanthanum-140	-5.03E-01	2.54E+00	1.59E+00	pCi/L
DW1 Drinking Water(314899002) - DW	8-Nov-12	Lanthanum-140	-1.45E+00	2.24E+00	1.63E+00	pCi/L
DW1 Drinking Water(316861002) - DW	13-Dec-12	Lanthanum-140	5.80E-01	2.75E+00	1.59E+00	pCi/L
DW1 Drinking Water(294079002) - DW	12-Jan-12	Manganese-54	-1.01E+00	2.18E+00	1.43E+00	pCi/L
DW1 Drinking Water(295701002) - DW	7-Feb-12	Manganese-54	-3.00E-02	1.74E+00	1.01E+00	pCi/L

2012 DCPD Analysis Results Appendix C

DW1 Drinking Water(297253001) - DW	6-Mar-12	Manganese-54	-7.35E-01	1.44E+00	9.61E-01	pCi/L
DW1 Drinking Water(302541002) - DW	10-Apr-12	Manganese-54	1.10E+00	2.13E+00	1.32E+00	pCi/L
DW1 Drinking Water(304464002) - DW	14-May-12	Manganese-54	-1.81E-01	2.17E+00	1.32E+00	pCi/L
DW1 Drinking Water(305650002) - DW	5-Jun-12	Manganese-54	-1.29E-01	1.41E+00	8.55E-01	pCi/L
DW1 Drinking Water(308586003) - DW	24-Jul-12	Manganese-54	8.98E-02	2.00E+00	1.20E+00	pCi/L
DW1 Drinking Water(309382001) - DW	7-Aug-12	Manganese-54	9.43E-01	2.47E+00	1.46E+00	pCi/L
DW1 Drinking Water(311199001) - DW	11-Sep-12	Manganese-54	-7.38E-01	1.72E+00	1.15E+00	pCi/L
DW1 Drinking Water(313397002) - DW	15-Oct-12	Manganese-54	-3.36E-01	1.81E+00	1.11E+00	pCi/L
DW1 Drinking Water(314899002) - DW	8-Nov-12	Manganese-54	3.08E-01	1.65E+00	9.73E-01	pCi/L
DW1 Drinking Water(316861002) - DW	13-Dec-12	Manganese-54	-4.96E-01	1.44E+00	9.09E-01	pCi/L
DW1 Drinking Water(294079002) - DW	12-Jan-12	Nickel-63	7.87E+00	3.51E+01	2.11E+01	pCi/L
DW1 Drinking Water(295701002) - DW	7-Feb-12	Nickel-63	-2.18E+00	3.81E+01	2.26E+01	pCi/L
DW1 Drinking Water(297253001) - DW	6-Mar-12	Nickel-63	2.32E+01	3.93E+01	2.41E+01	pCi/L
DW1 Drinking Water(302541002) - DW	10-Apr-12	Nickel-63	1.35E+01	3.69E+01	2.25E+01	pCi/L
DW1 Drinking Water(304464002) - DW	14-May-12	Nickel-63	-1.74E+00	2.32E+01	1.38E+01	pCi/L
DW1 Drinking Water(305650002) - DW	5-Jun-12	Nickel-63	1.13E+01	3.23E+01	1.96E+01	pCi/L
DW1 Drinking Water(308586003) - DW	24-Jul-12	Nickel-63	3.02E+00	3.60E+01	2.15E+01	pCi/L
DW1 Drinking Water(309382001) - DW	7-Aug-12	Nickel-63	-8.69E-01	3.27E+01	1.94E+01	pCi/L
DW1 Drinking Water(311199001) - DW	11-Sep-12	Nickel-63	-5.69E+00	3.22E+01	1.90E+01	pCi/L
DW1 Drinking Water(313397002) - DW	15-Oct-12	Nickel-63	4.63E+00	1.88E+01	1.13E+01	pCi/L
DW1 Drinking Water(314899002) - DW	8-Nov-12	Nickel-63	-6.07E+00	3.74E+01	2.21E+01	pCi/L
DW1 Drinking Water(316861002) - DW	13-Dec-12	Nickel-63	-1.29E+01	2.35E+01	1.38E+01	pCi/L
DW1 Drinking Water(294079002) - DW	12-Jan-12	Niobium-95	6.78E-01	2.42E+00	1.41E+00	pCi/L
DW1 Drinking Water(295701002) - DW	7-Feb-12	Niobium-95	4.20E-01	1.79E+00	1.08E+00	pCi/L
DW1 Drinking Water(297253001) - DW	6-Mar-12	Niobium-95	3.80E-02	1.57E+00	9.18E-01	pCi/L
DW1 Drinking Water(302541002) - DW	10-Apr-12	Niobium-95	1.03E+00	2.10E+00	1.29E+00	pCi/L
DW1 Drinking Water(304464002) - DW	14-May-12	Niobium-95	1.66E+00	2.28E+00	1.49E+00	pCi/L
DW1 Drinking Water(305650002) - DW	5-Jun-12	Niobium-95	4.65E-01	1.58E+00	9.33E-01	pCi/L
DW1 Drinking Water(308586003) - DW	24-Jul-12	Niobium-95	3.46E-01	1.96E+00	1.17E+00	pCi/L
DW1 Drinking Water(309382001) - DW	7-Aug-12	Niobium-95	8.92E-01	2.43E+00	1.43E+00	pCi/L
DW1 Drinking Water(311199001) - DW	11-Sep-12	Niobium-95	9.59E-01	1.90E+00	1.18E+00	pCi/L
DW1 Drinking Water(313397002) - DW	15-Oct-12	Niobium-95	8.52E-01	1.96E+00	1.17E+00	pCi/L
DW1 Drinking Water(314899002) - DW	8-Nov-12	Niobium-95	1.04E+00	1.81E+00	1.12E+00	pCi/L
DW1 Drinking Water(316861002) - DW	13-Dec-12	Niobium-95	1.32E-01	1.60E+00	9.31E-01	pCi/L
DW1 Drinking Water(294079002) - DW	12-Jan-12	Total Strontium	3.33E-02	6.99E-01	4.20E-01	pCi/L
DW1 Drinking Water(295701002) - DW	7-Feb-12	Total Strontium	1.92E-01	2.70E-01	1.73E-01	pCi/L
DW1 Drinking Water(297253001) - DW	6-Mar-12	Total Strontium	-5.97E-02	1.91E-01	1.10E-01	pCi/L
DW1 Drinking Water(302541002) - DW	10-Apr-12	Total Strontium	1.35E-01	3.69E-01	2.26E-01	pCi/L
DW1 Drinking Water(304464002) - DW	14-May-12	Total Strontium	-6.92E-02	1.69E-01	9.87E-02	pCi/L
DW1 Drinking Water(305650002) - DW	5-Jun-12	Total Strontium	2.95E-01	4.41E-01	2.79E-01	pCi/L
DW1 Drinking Water(308586003) - DW	24-Jul-12	Total Strontium	2.51E-01	3.30E-01	2.10E-01	pCi/L
DW1 Drinking Water(309382001) - DW	7-Aug-12	Total Strontium	-7.79E-02	2.30E-01	1.35E-01	pCi/L
DW1 Drinking Water(311199001) - DW	11-Sep-12	Total Strontium	-3.78E-02	1.24E-01	7.21E-02	pCi/L
DW1 Drinking Water(313397002) - DW	15-Oct-12	Total Strontium	-6.46E-02	9.96E-02	5.61E-02	pCi/L

2012 DCPD Analysis Results Appendix C

DW1 Drinking Water(314899002) - DW	8-Nov-12	Total Strontium	-4.25E-03	8.37E-02	4.97E-02	pCi/L
DW1 Drinking Water(316861002) - DW	13-Dec-12	Total Strontium	-6.36E-02	2.07E-01	1.21E-01	pCi/L
DW1 Drinking Water(294079002) - DW	12-Jan-12	Tritium	-1.70E+01	2.31E+02	1.37E+02	pCi/L
DW1 Drinking Water(295701002) - DW	7-Feb-12	Tritium	8.57E+01	2.20E+02	1.36E+02	pCi/L
DW1 Drinking Water(297253001) - DW	6-Mar-12	Tritium	-2.08E+01	2.58E+02	1.53E+02	pCi/L
DW1 Drinking Water(302541002) - DW	10-Apr-12	Tritium	1.96E+01	2.13E+02	1.28E+02	pCi/L
DW1 Drinking Water(304464002) - DW	14-May-12	Tritium	7.77E+01	2.79E+02	1.70E+02	pCi/L
DW1 Drinking Water(305650002) - DW	5-Jun-12	Tritium	9.76E+00	2.79E+02	1.67E+02	pCi/L
DW1 Drinking Water(308586003) - DW	24-Jul-12	Tritium	8.70E+01	2.98E+02	1.82E+02	pCi/L
DW1 Drinking Water(309382001) - DW	7-Aug-12	Tritium	1.01E+02	2.23E+02	1.40E+02	pCi/L
DW1 Drinking Water(311199001) - DW	11-Sep-12	Tritium	5.01E+01	2.37E+02	1.44E+02	pCi/L
DW1 Drinking Water(313397002) - DW	15-Oct-12	Tritium	-6.02E+01	1.26E+02	7.08E+01	pCi/L
DW1 Drinking Water(314899002) - DW	8-Nov-12	Tritium	3.57E+01	2.20E+02	1.33E+02	pCi/L
DW1 Drinking Water(316861002) - DW	13-Dec-12	Tritium	-4.06E+01	2.21E+02	1.30E+02	pCi/L
DW1 Drinking Water(294079002) - DW	12-Jan-12	Zinc-65	-1.38E+00	4.87E+00	3.12E+00	pCi/L
DW1 Drinking Water(295701002) - DW	7-Feb-12	Zinc-65	-1.67E+00	3.67E+00	2.41E+00	pCi/L
DW1 Drinking Water(297253001) - DW	6-Mar-12	Zinc-65	-2.06E+00	3.02E+00	2.20E+00	pCi/L
DW1 Drinking Water(302541002) - DW	10-Apr-12	Zinc-65	-1.28E+00	4.18E+00	2.64E+00	pCi/L
DW1 Drinking Water(304464002) - DW	14-May-12	Zinc-65	-2.13E+00	4.61E+00	3.03E+00	pCi/L
DW1 Drinking Water(305650002) - DW	5-Jun-12	Zinc-65	-7.60E-01	3.27E+00	2.08E+00	pCi/L
DW1 Drinking Water(308586003) - DW	24-Jul-12	Zinc-65	-1.99E+00	3.46E+00	2.36E+00	pCi/L
DW1 Drinking Water(309382001) - DW	7-Aug-12	Zinc-65	-3.97E+00	4.84E+00	3.69E+00	pCi/L
DW1 Drinking Water(311199001) - DW	11-Sep-12	Zinc-65	-2.84E-01	3.54E+00	2.48E+00	pCi/L
DW1 Drinking Water(313397002) - DW	15-Oct-12	Zinc-65	-1.54E+00	3.84E+00	2.58E+00	pCi/L
DW1 Drinking Water(314899002) - DW	8-Nov-12	Zinc-65	-1.76E+00	3.59E+00	2.46E+00	pCi/L
DW1 Drinking Water(316861002) - DW	13-Dec-12	Zinc-65	-1.91E-01	3.11E+00	1.88E+00	pCi/L
DW1 Drinking Water(294079002) - DW	12-Jan-12	Zirconium-95	6.06E-01	4.05E+00	2.35E+00	pCi/L
DW1 Drinking Water(295701002) - DW	7-Feb-12	Zirconium-95	8.78E-01	3.09E+00	1.86E+00	pCi/L
DW1 Drinking Water(297253001) - DW	6-Mar-12	Zirconium-95	-1.20E-02	2.50E+00	1.47E+00	pCi/L
DW1 Drinking Water(302541002) - DW	10-Apr-12	Zirconium-95	1.05E+00	3.69E+00	2.21E+00	pCi/L
DW1 Drinking Water(304464002) - DW	14-May-12	Zirconium-95	8.04E-01	3.75E+00	2.24E+00	pCi/L
DW1 Drinking Water(305650002) - DW	5-Jun-12	Zirconium-95	-1.52E+00	2.31E+00	1.64E+00	pCi/L
DW1 Drinking Water(308586003) - DW	24-Jul-12	Zirconium-95	4.61E-01	3.34E+00	1.98E+00	pCi/L
DW1 Drinking Water(309382001) - DW	7-Aug-12	Zirconium-95	-7.03E-01	4.50E+00	2.75E+00	pCi/L
DW1 Drinking Water(311199001) - DW	11-Sep-12	Zirconium-95	-5.30E-01	3.09E+00	1.91E+00	pCi/L
DW1 Drinking Water(313397002) - DW	15-Oct-12	Zirconium-95	2.19E-01	3.25E+00	1.91E+00	pCi/L
DW1 Drinking Water(314899002) - DW	8-Nov-12	Zirconium-95	6.82E-02	2.85E+00	1.68E+00	pCi/L
DW1 Drinking Water(316861002) - DW	13-Dec-12	Zirconium-95	-2.15E-01	2.85E+00	1.68E+00	pCi/L

DY1 Drywell 115 - Groundwater

Sample Name	Date Collected	Nuclide	Result	MDC	2 Sigma TPU	Units
DY1 Drywell 115(298009001) - GW	13-Mar-12	BETA	2.80E+01	4.28E+00	5.71E+00	pCi/L
DY1 Drywell 115(305415001) - GW	29-May-12	BETA	2.43E+01	2.51E+00	4.52E+00	pCi/L
DY1 Drywell 115(311489001) - GW	12-Sep-12	BETA	6.70E+01	3.78E+00	1.17E+01	pCi/L

2012 DCPD Analysis Results Appendix C

DY1 Drywell 115(315689004) - GW	14-Nov-12	BETA	3.91E+01	3.52E+00	7.11E+00	pCi/L
DY1 Drywell 115(298009001) - GW	13-Mar-12	Barium-140	1.30E+00	5.20E+00	3.00E+00	pCi/L
DY1 Drywell 115(305415001) - GW	29-May-12	Barium-140	1.13E+00	3.35E+00	1.97E+00	pCi/L
DY1 Drywell 115(311489001) - GW	12-Sep-12	Barium-140	-6.34E-01	2.68E+00	1.69E+00	pCi/L
DY1 Drywell 115(315689004) - GW	14-Nov-12	Barium-140	-3.26E-01	3.47E+00	2.11E+00	pCi/L
DY1 Drywell 115(298009001) - GW	13-Mar-12	Cesium-134	2.89E-01	2.33E+00	1.40E+00	pCi/L
DY1 Drywell 115(305415001) - GW	29-May-12	Cesium-134	3.32E-02	2.09E+00	1.23E+00	pCi/L
DY1 Drywell 115(311489001) - GW	12-Sep-12	Cesium-134	9.38E-01	1.96E+00	1.19E+00	pCi/L
DY1 Drywell 115(315689004) - GW	14-Nov-12	Cesium-134	5.65E-01	1.87E+00	1.10E+00	pCi/L
DY1 Drywell 115(298009001) - GW	13-Mar-12	Cesium-137	4.79E+00	1.97E+00	2.02E+00	pCi/L
DY1 Drywell 115(305415001) - GW	29-May-12	Cesium-137	-8.27E-01	1.79E+00	1.19E+00	pCi/L
DY1 Drywell 115(311489001) - GW	12-Sep-12	Cesium-137	3.42E+00	1.55E+00	1.54E+00	pCi/L
DY1 Drywell 115(315689004) - GW	14-Nov-12	Cesium-137	4.34E-01	1.82E+00	2.04E+00	pCi/L
DY1 Drywell 115(298009001) - GW	13-Mar-12	Cobalt-58	-1.25E+00	2.05E+00	1.45E+00	pCi/L
DY1 Drywell 115(305415001) - GW	29-May-12	Cobalt-58	-1.32E+00	1.64E+00	1.20E+00	pCi/L
DY1 Drywell 115(311489001) - GW	12-Sep-12	Cobalt-58	3.97E-02	1.54E+00	9.20E-01	pCi/L
DY1 Drywell 115(315689004) - GW	14-Nov-12	Cobalt-58	1.46E-01	1.74E+00	1.02E+00	pCi/L
DY1 Drywell 115(298009001) - GW	13-Mar-12	Cobalt-60	1.16E+00	2.05E+00	2.70E+00	pCi/L
DY1 Drywell 115(305415001) - GW	29-May-12	Cobalt-60	-1.07E-01	1.70E+00	1.00E+00	pCi/L
DY1 Drywell 115(311489001) - GW	12-Sep-12	Cobalt-60	2.04E+00	2.04E+00	1.45E+00	pCi/L
DY1 Drywell 115(315689004) - GW	14-Nov-12	Cobalt-60	1.06E+00	1.85E+00	1.12E+00	pCi/L
DY1 Drywell 115(298009001) - GW	13-Mar-12	Iodine-131	-1.93E+00	6.73E+00	4.26E+00	pCi/L
DY1 Drywell 115(305415001) - GW	29-May-12	Iodine-131	1.01E-01	3.67E+00	2.15E+00	pCi/L
DY1 Drywell 115(311489001) - GW	12-Sep-12	Iodine-131	2.98E-01	3.06E+00	1.85E+00	pCi/L
DY1 Drywell 115(315689004) - GW	14-Nov-12	Iodine-131	4.07E-01	4.04E+00	2.38E+00	pCi/L
DY1 Drywell 115(298009001) - GW	13-Mar-12	Iron-55	-4.43E+01	1.20E+02	8.14E+01	pCi/L
DY1 Drywell 115(305415001) - GW	29-May-12	Iron-55	4.65E+01	1.95E+02	1.41E+02	pCi/L
DY1 Drywell 115(311489001) - GW	12-Sep-12	Iron-55	-2.57E+01	1.47E+02	1.00E+02	pCi/L
DY1 Drywell 115(315689004) - GW	14-Nov-12	Iron-55	1.88E+01	1.28E+02	9.12E+01	pCi/L
DY1 Drywell 115(298009001) - GW	13-Mar-12	Iron-59	-7.58E-01	4.62E+00	2.82E+00	pCi/L
DY1 Drywell 115(305415001) - GW	29-May-12	Iron-59	-1.17E+00	3.65E+00	2.33E+00	pCi/L
DY1 Drywell 115(311489001) - GW	12-Sep-12	Iron-59	-7.56E-02	3.13E+00	1.83E+00	pCi/L
DY1 Drywell 115(315689004) - GW	14-Nov-12	Iron-59	4.55E-01	3.64E+00	2.19E+00	pCi/L
DY1 Drywell 115(298009001) - GW	13-Mar-12	Lanthanum-140	1.30E+00	5.20E+00	3.00E+00	pCi/L
DY1 Drywell 115(305415001) - GW	29-May-12	Lanthanum-140	1.13E+00	3.35E+00	1.97E+00	pCi/L
DY1 Drywell 115(311489001) - GW	12-Sep-12	Lanthanum-140	-6.34E-01	2.68E+00	1.69E+00	pCi/L
DY1 Drywell 115(315689004) - GW	14-Nov-12	Lanthanum-140	-3.26E-01	3.47E+00	2.11E+00	pCi/L
DY1 Drywell 115(298009001) - GW	13-Mar-12	Manganese-54	-3.02E-01	2.17E+00	1.79E+00	pCi/L
DY1 Drywell 115(305415001) - GW	29-May-12	Manganese-54	-1.72E-01	1.78E+00	1.06E+00	pCi/L
DY1 Drywell 115(311489001) - GW	12-Sep-12	Manganese-54	-1.15E+00	1.55E+00	1.13E+00	pCi/L
DY1 Drywell 115(315689004) - GW	14-Nov-12	Manganese-54	-5.53E-02	1.66E+00	9.90E-01	pCi/L
DY1 Drywell 115(298009001) - GW	13-Mar-12	Nickel-63	-1.49E+00	1.76E+01	1.04E+01	pCi/L
DY1 Drywell 115(305415001) - GW	29-May-12	Nickel-63	1.45E+01	2.15E+01	1.34E+01	pCi/L
DY1 Drywell 115(311489001) - GW	12-Sep-12	Nickel-63	9.35E+00	3.15E+01	1.91E+01	pCi/L

2012 DCPD Analysis Results Appendix C

DY1 Drywell 115(315689004) - GW	14-Nov-12	Nickel-63	2.34E+01	3.52E+01	2.21E+01	pCi/L
DY1 Drywell 115(298009001) - GW	13-Mar-12	Niobium-95	4.55E-01	2.24E+00	1.33E+00	pCi/L
DY1 Drywell 115(305415001) - GW	29-May-12	Niobium-95	1.07E+00	1.91E+00	1.17E+00	pCi/L
DY1 Drywell 115(311489001) - GW	12-Sep-12	Niobium-95	2.21E-02	1.56E+00	9.29E-01	pCi/L
DY1 Drywell 115(315689004) - GW	14-Nov-12	Niobium-95	1.07E-01	1.71E+00	1.01E+00	pCi/L
DY1 Drywell 115(298009001) - GW	13-Mar-12	Total Strontium	-8.80E-03	1.81E-01	1.07E-01	pCi/L
DY1 Drywell 115(305415001) - GW	29-May-12	Total Strontium	1.81E-01	3.63E-01	2.25E-01	pCi/L
DY1 Drywell 115(311489001) - GW	12-Sep-12	Total Strontium	-2.13E-02	1.73E-01	1.02E-01	pCi/L
DY1 Drywell 115(315689004) - GW	14-Nov-12	Total Strontium	-1.34E-01	2.11E-01	1.22E-01	pCi/L
DY1 Drywell 115(298009001) - GW	13-Mar-12	Tritium	1.80E+04	2.47E+02	3.52E+03	pCi/L
DY1 Drywell 115(305415001) - GW	29-May-12	Tritium	1.81E+04	2.12E+02	3.52E+03	pCi/L
DY1 Drywell 115(311489001) - GW	12-Sep-12	Tritium	1.91E+04	1.25E+02	3.74E+03	pCi/L
DY1 Drywell 115(315689004) - GW	14-Nov-12	Tritium	1.87E+04	3.02E+02	3.67E+03	pCi/L
DY1 Drywell 115(298009001) - GW	13-Mar-12	Zinc-65	-9.96E-01	4.37E+00	2.70E+00	pCi/L
DY1 Drywell 115(305415001) - GW	29-May-12	Zinc-65	1.28E-01	3.50E+00	2.44E+00	pCi/L
DY1 Drywell 115(311489001) - GW	12-Sep-12	Zinc-65	-1.29E+00	2.82E+00	1.85E+00	pCi/L
DY1 Drywell 115(315689004) - GW	14-Nov-12	Zinc-65	2.01E+00	3.48E+00	2.41E+00	pCi/L
DY1 Drywell 115(298009001) - GW	13-Mar-12	Zirconium-95	-1.17E+00	3.67E+00	2.36E+00	pCi/L
DY1 Drywell 115(305415001) - GW	29-May-12	Zirconium-95	-2.46E-02	3.25E+00	1.90E+00	pCi/L
DY1 Drywell 115(311489001) - GW	12-Sep-12	Zirconium-95	3.08E-01	3.03E+00	1.79E+00	pCi/L
DY1 Drywell 115(315689004) - GW	14-Nov-12	Zirconium-95	8.60E-01	3.22E+00	1.89E+00	pCi/L

GW1 Groundwater Monitoring Well 1

Sample Name	Date Collected	Nuclide	Result	MDC	2 Sigma TPU	Units
GW1 Groundwater Monitoring Well 1(297581001) - GW	7-Mar-12	BETA	1.04E+01	1.45E+01	9.12E+00	pCi/L
GW1 Groundwater Monitoring Well 1(305183001) - GW	24-May-12	BETA	1.18E+01	1.06E+01	7.34E+00	pCi/L
GW1 Groundwater Monitoring Well 1(311929001) - GW	20-Sep-12	BETA	1.91E+01	1.07E+01	8.16E+00	pCi/L
GW1 Groundwater Monitoring Well 1(317476001) - GW	27-Dec-12	BETA	1.23E+01	4.65E+00	3.82E+00	pCi/L
GW1 Groundwater Monitoring Well 1(297581001) - GW	7-Mar-12	Barium-140	1.53E+00	5.03E+00	3.00E+00	pCi/L
GW1 Groundwater Monitoring Well 1(305183001) - GW	24-May-12	Barium-140	5.26E-01	4.89E+00	2.86E+00	pCi/L
GW1 Groundwater Monitoring Well 1(311929001) - GW	20-Sep-12	Barium-140	-5.28E-03	4.40E+00	2.61E+00	pCi/L
GW1 Groundwater Monitoring Well 1(317476001) - GW	27-Dec-12	Barium-140	-2.49E-01	4.18E+00	2.53E+00	pCi/L
GW1 Groundwater Monitoring Well 1(297581001) - GW	7-Mar-12	Cesium-134	3.23E-01	3.17E+00	1.86E+00	pCi/L
GW1 Groundwater Monitoring Well 1(305183001) - GW	24-May-12	Cesium-134	-1.50E+00	2.99E+00	1.99E+00	pCi/L
GW1 Groundwater Monitoring Well 1(311929001) - GW	20-Sep-12	Cesium-134	3.51E-01	3.00E+00	1.74E+00	pCi/L
GW1 Groundwater Monitoring Well 1(317476001) - GW	27-Dec-12	Cesium-134	7.88E-02	1.92E+00	1.13E+00	pCi/L
GW1 Groundwater Monitoring Well 1(297581001) - GW	7-Mar-12	Cesium-137	1.06E+00	2.53E+00	4.40E+00	pCi/L
GW1 Groundwater Monitoring Well 1(305183001) - GW	24-May-12	Cesium-137	2.42E+00	2.86E+00	2.18E+00	pCi/L
GW1 Groundwater Monitoring Well 1(311929001) - GW	20-Sep-12	Cesium-137	-8.31E-01	2.31E+00	1.51E+00	pCi/L
GW1 Groundwater Monitoring Well 1(317476001) - GW	27-Dec-12	Cesium-137	-1.22E+00	2.17E+00	1.86E+00	pCi/L
GW1 Groundwater Monitoring Well 1(297581001) - GW	7-Mar-12	Cobalt-58	-1.89E+00	2.49E+00	1.79E+00	pCi/L
GW1 Groundwater Monitoring Well 1(305183001) - GW	24-May-12	Cobalt-58	-9.66E-01	2.61E+00	1.90E+00	pCi/L
GW1 Groundwater Monitoring Well 1(311929001) - GW	20-Sep-12	Cobalt-58	6.42E-01	2.39E+00	1.39E+00	pCi/L
GW1 Groundwater Monitoring Well 1(317476001) - GW	27-Dec-12	Cobalt-58	-6.28E-02	1.84E+00	1.10E+00	pCi/L

2012 DCP Analysis Results Appendix C

GW1 Groundwater Monitoring Well 1(297581001) - GW	7-Mar-12	Cobalt-60	8.38E-02	2.68E+00	1.58E+00	pCi/L
GW1 Groundwater Monitoring Well 1(305183001) - GW	24-May-12	Cobalt-60	1.48E+00	2.88E+00	1.79E+00	pCi/L
GW1 Groundwater Monitoring Well 1(311929001) - GW	20-Sep-12	Cobalt-60	5.78E-01	2.53E+00	1.45E+00	pCi/L
GW1 Groundwater Monitoring Well 1(317476001) - GW	27-Dec-12	Cobalt-60	-2.26E-01	1.80E+00	1.08E+00	pCi/L
GW1 Groundwater Monitoring Well 1(297581001) - GW	7-Mar-12	Iodine-131	-4.04E+00	4.62E+00	3.38E+00	pCi/L
GW1 Groundwater Monitoring Well 1(305183001) - GW	24-May-12	Iodine-131	-1.99E-01	5.64E+00	3.34E+00	pCi/L
GW1 Groundwater Monitoring Well 1(311929001) - GW	20-Sep-12	Iodine-131	4.25E-01	4.08E+00	2.37E+00	pCi/L
GW1 Groundwater Monitoring Well 1(317476001) - GW	27-Dec-12	Iodine-131	3.25E-01	5.40E+00	3.19E+00	pCi/L
GW1 Groundwater Monitoring Well 1(297581001) - GW	7-Mar-12	Iron-55	8.77E+00	1.15E+02	7.91E+01	pCi/L
GW1 Groundwater Monitoring Well 1(305183001) - GW	24-May-12	Iron-55	5.42E+00	1.13E+02	8.00E+01	pCi/L
GW1 Groundwater Monitoring Well 1(311929001) - GW	20-Sep-12	Iron-55	5.04E+00	1.83E+02	1.32E+02	pCi/L
GW1 Groundwater Monitoring Well 1(317476001) - GW	27-Dec-12	Iron-55	1.31E+02	1.58E+02	1.28E+02	pCi/L
GW1 Groundwater Monitoring Well 1(297581001) - GW	7-Mar-12	Iron-59	1.46E+00	5.67E+00	3.43E+00	pCi/L
GW1 Groundwater Monitoring Well 1(305183001) - GW	24-May-12	Iron-59	5.01E-01	5.75E+00	3.42E+00	pCi/L
GW1 Groundwater Monitoring Well 1(311929001) - GW	20-Sep-12	Iron-59	-6.85E-02	5.03E+00	3.03E+00	pCi/L
GW1 Groundwater Monitoring Well 1(317476001) - GW	27-Dec-12	Iron-59	-7.14E-01	3.73E+00	2.35E+00	pCi/L
GW1 Groundwater Monitoring Well 1(297581001) - GW	7-Mar-12	Lanthanum-140	1.53E+00	5.03E+00	3.00E+00	pCi/L
GW1 Groundwater Monitoring Well 1(305183001) - GW	24-May-12	Lanthanum-140	5.26E-01	4.89E+00	2.85E+00	pCi/L
GW1 Groundwater Monitoring Well 1(311929001) - GW	20-Sep-12	Lanthanum-140	-5.28E-03	4.40E+00	2.61E+00	pCi/L
GW1 Groundwater Monitoring Well 1(317476001) - GW	27-Dec-12	Lanthanum-140	-2.49E-01	4.18E+00	2.53E+00	pCi/L
GW1 Groundwater Monitoring Well 1(297581001) - GW	7-Mar-12	Manganese-54	-2.18E+00	2.40E+00	1.83E+00	pCi/L
GW1 Groundwater Monitoring Well 1(305183001) - GW	24-May-12	Manganese-54	7.93E-02	2.59E+00	1.52E+00	pCi/L
GW1 Groundwater Monitoring Well 1(311929001) - GW	20-Sep-12	Manganese-54	-4.53E-01	2.24E+00	1.36E+00	pCi/L
GW1 Groundwater Monitoring Well 1(317476001) - GW	27-Dec-12	Manganese-54	3.43E-02	1.90E+00	1.13E+00	pCi/L
GW1 Groundwater Monitoring Well 1(297581001) - GW	7-Mar-12	Nickel-63	-2.26E+01	3.10E+01	1.75E+01	pCi/L
GW1 Groundwater Monitoring Well 1(305183001) - GW	24-May-12	Nickel-63	1.27E+01	2.23E+01	1.37E+01	pCi/L
GW1 Groundwater Monitoring Well 1(311929001) - GW	20-Sep-12	Nickel-63	1.88E+01	3.32E+01	2.08E+01	pCi/L
GW1 Groundwater Monitoring Well 1(317476001) - GW	27-Dec-12	Nickel-63	-3.19E+01	4.95E+01	2.83E+01	pCi/L
GW1 Groundwater Monitoring Well 1(297581001) - GW	7-Mar-12	Niobium-95	3.41E+00	3.41E+00	3.38E+00	pCi/L
GW1 Groundwater Monitoring Well 1(305183001) - GW	24-May-12	Niobium-95	2.53E+00	2.53E+00	4.13E+00	pCi/L
GW1 Groundwater Monitoring Well 1(311929001) - GW	20-Sep-12	Niobium-95	8.87E-01	2.47E+00	1.63E+00	pCi/L
GW1 Groundwater Monitoring Well 1(317476001) - GW	27-Dec-12	Niobium-95	2.01E+00	2.21E+00	1.64E+00	pCi/L
GW1 Groundwater Monitoring Well 1(297581001) - GW	7-Mar-12	Total Strontium	-5.88E-03	2.66E-01	1.58E-01	pCi/L
GW1 Groundwater Monitoring Well 1(305183001) - GW	24-May-12	Total Strontium	1.46E-01	2.63E-01	1.66E-01	pCi/L
GW1 Groundwater Monitoring Well 1(311929001) - GW	20-Sep-12	Total Strontium	-3.25E-02	2.60E-01	1.54E-01	pCi/L
GW1 Groundwater Monitoring Well 1(317476001) - GW	27-Dec-12	Total Strontium	1.53E-01	2.10E-01	1.36E-01	pCi/L
GW1 Groundwater Monitoring Well 1(297581001) - GW	7-Mar-12	Tritium	2.28E+02	2.43E+02	1.61E+02	pCi/L
GW1 Groundwater Monitoring Well 1(305183001) - GW	24-May-12	Tritium	3.34E+02	2.83E+02	1.95E+02	pCi/L
GW1 Groundwater Monitoring Well 1(311929001) - GW	20-Sep-12	Tritium	4.00E+02	2.49E+02	1.83E+02	pCi/L
GW1 Groundwater Monitoring Well 1(317476001) - GW	27-Dec-12	Tritium	1.13E+02	2.56E+02	1.60E+02	pCi/L
GW1 Groundwater Monitoring Well 1(297581001) - GW	7-Mar-12	Zinc-65	9.20E-01	5.22E+00	3.63E+00	pCi/L
GW1 Groundwater Monitoring Well 1(305183001) - GW	24-May-12	Zinc-65	8.54E+00	8.54E+00	1.12E+01	pCi/L
GW1 Groundwater Monitoring Well 1(311929001) - GW	20-Sep-12	Zinc-65	6.23E-01	4.49E+00	3.06E+00	pCi/L
GW1 Groundwater Monitoring Well 1(317476001) - GW	27-Dec-12	Zinc-65	2.24E+00	3.89E+00	2.71E+00	pCi/L

2012 DCPD Analysis Results Appendix C

GW1 Groundwater Monitoring Well 1(297581001) - GW	7-Mar-12	Zirconium-95	2.07E+00	4.59E+00	2.76E+00	pCi/L
GW1 Groundwater Monitoring Well 1(305183001) - GW	24-May-12	Zirconium-95	-1.20E+00	4.44E+00	2.71E+00	pCi/L
GW1 Groundwater Monitoring Well 1(311929001) - GW	20-Sep-12	Zirconium-95	6.73E-01	4.22E+00	2.44E+00	pCi/L
GW1 Groundwater Monitoring Well 1(317476001) - GW	27-Dec-12	Zirconium-95	-8.55E-01	3.24E+00	2.00E+00	pCi/L

GW2 Groundwater Monitoring Well 2

Sample Name	Date Collected	Nuclide	Result	MDC	2 Sigma TPU	Units
GW2 Groundwater Monitoring Well 2(297581002) - GW	7-Mar-12	BETA	1.88E+01	8.10E+00	6.74E+00	pCi/L
GW2 Groundwater Monitoring Well 2(305183002) - GW	24-May-12	BETA	3.28E+01	8.70E+00	8.74E+00	pCi/L
GW2 Groundwater Monitoring Well 2(311929002) - GW	20-Sep-12	BETA	2.19E+01	4.38E+00	5.14E+00	pCi/L
GW2 Groundwater Monitoring Well 2(317476002) - GW	27-Dec-12	BETA	1.55E+01	4.91E+00	4.30E+00	pCi/L
GW2 Groundwater Monitoring Well 2(297581002) - GW	7-Mar-12	Barium-140	-8.93E-01	2.91E+00	1.83E+00	pCi/L
GW2 Groundwater Monitoring Well 2(305183002) - GW	24-May-12	Barium-140	-5.01E-01	3.12E+00	1.88E+00	pCi/L
GW2 Groundwater Monitoring Well 2(311929002) - GW	20-Sep-12	Barium-140	1.52E+00	3.67E+00	2.15E+00	pCi/L
GW2 Groundwater Monitoring Well 2(317476002) - GW	27-Dec-12	Barium-140	5.62E-01	5.53E+00	3.24E+00	pCi/L
GW2 Groundwater Monitoring Well 2(297581002) - GW	7-Mar-12	Cesium-134	8.71E-01	2.25E+00	1.38E+00	pCi/L
GW2 Groundwater Monitoring Well 2(305183002) - GW	24-May-12	Cesium-134	1.23E+00	2.35E+00	1.47E+00	pCi/L
GW2 Groundwater Monitoring Well 2(311929002) - GW	20-Sep-12	Cesium-134	4.64E-01	2.42E+00	1.44E+00	pCi/L
GW2 Groundwater Monitoring Well 2(317476002) - GW	27-Dec-12	Cesium-134	-4.21E-01	2.28E+00	1.38E+00	pCi/L
GW2 Groundwater Monitoring Well 2(297581002) - GW	7-Mar-12	Cesium-137	-6.18E-01	1.93E+00	1.22E+00	pCi/L
GW2 Groundwater Monitoring Well 2(305183002) - GW	24-May-12	Cesium-137	4.20E-02	2.00E+00	1.20E+00	pCi/L
GW2 Groundwater Monitoring Well 2(311929002) - GW	20-Sep-12	Cesium-137	1.20E+00	2.21E+00	1.36E+00	pCi/L
GW2 Groundwater Monitoring Well 2(317476002) - GW	27-Dec-12	Cesium-137	-6.33E-01	2.36E+00	2.08E+00	pCi/L
GW2 Groundwater Monitoring Well 2(297581002) - GW	7-Mar-12	Cobalt-58	-7.41E-01	1.80E+00	1.19E+00	pCi/L
GW2 Groundwater Monitoring Well 2(305183002) - GW	24-May-12	Cobalt-58	2.70E-02	1.92E+00	1.17E+00	pCi/L
GW2 Groundwater Monitoring Well 2(311929002) - GW	20-Sep-12	Cobalt-58	-5.53E-01	1.93E+00	1.23E+00	pCi/L
GW2 Groundwater Monitoring Well 2(317476002) - GW	27-Dec-12	Cobalt-58	5.51E-01	2.51E+00	1.46E+00	pCi/L
GW2 Groundwater Monitoring Well 2(297581002) - GW	7-Mar-12	Cobalt-60	-2.36E-01	1.79E+00	1.10E+00	pCi/L
GW2 Groundwater Monitoring Well 2(305183002) - GW	24-May-12	Cobalt-60	-1.99E-02	1.85E+00	1.11E+00	pCi/L
GW2 Groundwater Monitoring Well 2(311929002) - GW	20-Sep-12	Cobalt-60	6.96E-01	2.30E+00	1.37E+00	pCi/L
GW2 Groundwater Monitoring Well 2(317476002) - GW	27-Dec-12	Cobalt-60	6.80E-01	2.53E+00	1.45E+00	pCi/L
GW2 Groundwater Monitoring Well 2(297581002) - GW	7-Mar-12	Iodine-131	-4.89E-01	3.55E+00	2.09E+00	pCi/L
GW2 Groundwater Monitoring Well 2(305183002) - GW	24-May-12	Iodine-131	-6.03E-01	4.13E+00	2.44E+00	pCi/L
GW2 Groundwater Monitoring Well 2(311929002) - GW	20-Sep-12	Iodine-131	7.84E-01	4.12E+00	2.46E+00	pCi/L
GW2 Groundwater Monitoring Well 2(317476002) - GW	27-Dec-12	Iodine-131	8.44E-01	5.55E+00	3.22E+00	pCi/L
GW2 Groundwater Monitoring Well 2(297581002) - GW	7-Mar-12	Iron-55	-2.22E+01	1.27E+02	8.62E+01	pCi/L
GW2 Groundwater Monitoring Well 2(305183002) - GW	24-May-12	Iron-55	1.43E+02	1.97E+02	1.44E+02	pCi/L
GW2 Groundwater Monitoring Well 2(311929002) - GW	20-Sep-12	Iron-55	9.30E+01	1.89E+02	1.41E+02	pCi/L
GW2 Groundwater Monitoring Well 2(317476002) - GW	27-Dec-12	Iron-55	3.86E+01	1.58E+02	1.23E+02	pCi/L
GW2 Groundwater Monitoring Well 2(297581002) - GW	7-Mar-12	Iron-59	-4.86E-01	3.78E+00	2.29E+00	pCi/L
GW2 Groundwater Monitoring Well 2(305183002) - GW	24-May-12	Iron-59	-1.55E+00	3.56E+00	2.33E+00	pCi/L
GW2 Groundwater Monitoring Well 2(311929002) - GW	20-Sep-12	Iron-59	1.99E+00	4.37E+00	2.62E+00	pCi/L
GW2 Groundwater Monitoring Well 2(317476002) - GW	27-Dec-12	Iron-59	9.23E-02	5.27E+00	3.16E+00	pCi/L
GW2 Groundwater Monitoring Well 2(297581002) - GW	7-Mar-12	Lanthanum-140	-8.93E-01	2.91E+00	1.83E+00	pCi/L

2012 DCPD Analysis Results Appendix C

GW2 Groundwater Monitoring Well 2(305183002) - GW	24-May-12	Lanthanum-140	-5.01E-01	3.12E+00	1.88E+00	pCi/L
GW2 Groundwater Monitoring Well 2(311929002) - GW	20-Sep-12	Lanthanum-140	1.52E+00	3.67E+00	2.15E+00	pCi/L
GW2 Groundwater Monitoring Well 2(317476002) - GW	27-Dec-12	Lanthanum-140	5.62E-01	5.53E+00	3.24E+00	pCi/L
GW2 Groundwater Monitoring Well 2(297581002) - GW	7-Mar-12	Manganese-54	-1.09E+00	1.76E+00	1.19E+00	pCi/L
GW2 Groundwater Monitoring Well 2(305183002) - GW	24-May-12	Manganese-54	-7.86E-01	1.74E+00	1.11E+00	pCi/L
GW2 Groundwater Monitoring Well 2(311929002) - GW	20-Sep-12	Manganese-54	6.86E-02	1.94E+00	1.17E+00	pCi/L
GW2 Groundwater Monitoring Well 2(317476002) - GW	27-Dec-12	Manganese-54	-6.61E-01	2.20E+00	1.37E+00	pCi/L
GW2 Groundwater Monitoring Well 2(297581002) - GW	7-Mar-12	Nickel-63	-3.59E+00	3.27E+01	1.94E+01	pCi/L
GW2 Groundwater Monitoring Well 2(305183002) - GW	24-May-12	Nickel-63	2.25E+01	2.55E+01	1.61E+01	pCi/L
GW2 Groundwater Monitoring Well 2(311929002) - GW	20-Sep-12	Nickel-63	2.50E+01	3.38E+01	2.15E+01	pCi/L
GW2 Groundwater Monitoring Well 2(317476002) - GW	27-Dec-12	Nickel-63	1.91E+00	4.14E+01	2.47E+01	pCi/L
GW2 Groundwater Monitoring Well 2(297581002) - GW	7-Mar-12	Niobium-95	1.84E+00	2.21E+00	1.66E+00	pCi/L
GW2 Groundwater Monitoring Well 2(305183002) - GW	24-May-12	Niobium-95	1.29E+00	2.20E+00	1.40E+00	pCi/L
GW2 Groundwater Monitoring Well 2(311929002) - GW	20-Sep-12	Niobium-95	1.41E+00	2.40E+00	1.51E+00	pCi/L
GW2 Groundwater Monitoring Well 2(317476002) - GW	27-Dec-12	Niobium-95	5.40E-01	2.45E+00	1.61E+00	pCi/L
GW2 Groundwater Monitoring Well 2(297581002) - GW	7-Mar-12	Total Strontium	-1.18E-01	2.98E-01	1.74E-01	pCi/L
GW2 Groundwater Monitoring Well 2(305183002) - GW	24-May-12	Total Strontium	-2.00E-02	2.86E-01	1.69E-01	pCi/L
GW2 Groundwater Monitoring Well 2(311929002) - GW	20-Sep-12	Total Strontium	-6.34E-02	1.85E-01	1.08E-01	pCi/L
GW2 Groundwater Monitoring Well 2(317476002) - GW	27-Dec-12	Total Strontium	1.09E-01	1.41E-01	9.25E-02	pCi/L
GW2 Groundwater Monitoring Well 2(297581002) - GW	7-Mar-12	Tritium	1.17E+02	2.33E+02	1.46E+02	pCi/L
GW2 Groundwater Monitoring Well 2(305183002) - GW	24-May-12	Tritium	6.67E+01	2.83E+02	1.72E+02	pCi/L
GW2 Groundwater Monitoring Well 2(311929002) - GW	20-Sep-12	Tritium	9.24E+01	2.50E+02	1.54E+02	pCi/L
GW2 Groundwater Monitoring Well 2(317476002) - GW	27-Dec-12	Tritium	-1.84E+01	2.60E+02	1.54E+02	pCi/L
GW2 Groundwater Monitoring Well 2(297581002) - GW	7-Mar-12	Zinc-65	4.13E+00	4.13E+00	3.20E+00	pCi/L
GW2 Groundwater Monitoring Well 2(305183002) - GW	24-May-12	Zinc-65	-8.43E-01	3.27E+00	2.38E+00	pCi/L
GW2 Groundwater Monitoring Well 2(311929002) - GW	20-Sep-12	Zinc-65	-3.00E+00	4.70E+00	3.28E+00	pCi/L
GW2 Groundwater Monitoring Well 2(317476002) - GW	27-Dec-12	Zinc-65	-1.36E+00	4.92E+00	3.64E+00	pCi/L
GW2 Groundwater Monitoring Well 2(297581002) - GW	7-Mar-12	Zirconium-95	1.24E+00	3.47E+00	2.11E+00	pCi/L
GW2 Groundwater Monitoring Well 2(305183002) - GW	24-May-12	Zirconium-95	-8.84E-01	3.26E+00	2.07E+00	pCi/L
GW2 Groundwater Monitoring Well 2(311929002) - GW	20-Sep-12	Zirconium-95	-1.98E-01	3.73E+00	2.25E+00	pCi/L
GW2 Groundwater Monitoring Well 2(317476002) - GW	27-Dec-12	Zirconium-95	3.03E-01	4.07E+00	2.35E+00	pCi/L

HCM Hearst Ranch Cow Meat - chuck roast Meat

Sample Name	Date Collected	Nuclide	Result	MDC	2 Sigma TPU	Units
HCM Hearst Ranch Cow Meat - chuck roast(305625012) - MT	4-Jun-12	Cesium-134	-6.91E-02	3.89E+00	2.30E+00	pCi/kg
HCM Hearst Ranch Cow Meat - chuck roast(305625012) - MT	4-Jun-12	Cesium-137	8.00E-01	3.46E+00	2.01E+00	pCi/kg
HCM Hearst Ranch Cow Meat - chuck roast(305625012) - MT	4-Jun-12	Cobalt-58	-1.98E-01	3.25E+00	1.94E+00	pCi/kg
HCM Hearst Ranch Cow Meat - chuck roast(305625012) - MT	4-Jun-12	Cobalt-60	-1.67E+00	3.95E+00	3.32E+00	pCi/kg
HCM Hearst Ranch Cow Meat - chuck roast(305625012) - MT	4-Jun-12	Iodine-131	-1.16E-01	5.70E+00	3.40E+00	pCi/kg
HCM Hearst Ranch Cow Meat - chuck roast(305625012) - MT	4-Jun-12	Potassium-40	2.32E+03	2.72E+01	2.31E+02	pCi/kg
HCM Hearst Ranch Cow Meat - chuck roast(305625012) - MT	4-Jun-12	Total Strontium	1.17E+01	6.49E+01	3.91E+01	pCi/kg

HCM Hearst Ranch Cow Meat - ground beef Meat

Sample Name	Date Collected	Nuclide	Result	MDC	2 Sigma TPU	Units
-------------	----------------	---------	--------	-----	-------------	-------

2012 DCPD Analysis Results Appendix C

HCM Hearst Ranch Cow Meat - ground beef(297581003) - MT	7-Mar-12	Cesium-134	3.68E+00	5.99E+00	3.78E+00	pCi/kg
HCM Hearst Ranch Cow Meat - ground beef(305625011) - MT	4-Jun-12	Cesium-134	7.83E-01	4.21E+00	2.51E+00	pCi/kg
HCM Hearst Ranch Cow Meat - ground beef(309030002) - MT	31-Jul-12	Cesium-134	-9.88E-01	6.56E+00	3.93E+00	pCi/kg
HCM Hearst Ranch Cow Meat - ground beef(297581003) - MT	7-Mar-12	Cesium-137	8.00E+00	4.50E+00	3.31E+00	pCi/kg
HCM Hearst Ranch Cow Meat - ground beef(305625011) - MT	4-Jun-12	Cesium-137	2.58E+00	4.11E+00	2.58E+00	pCi/kg
HCM Hearst Ranch Cow Meat - ground beef(309030002) - MT	31-Jul-12	Cesium-137	2.06E+00	5.34E+00	3.25E+00	pCi/kg
HCM Hearst Ranch Cow Meat - ground beef(297581003) - MT	7-Mar-12	Cobalt-58	6.51E-01	4.76E+00	2.84E+00	pCi/kg
HCM Hearst Ranch Cow Meat - ground beef(305625011) - MT	4-Jun-12	Cobalt-58	2.18E-01	3.72E+00	2.23E+00	pCi/kg
HCM Hearst Ranch Cow Meat - ground beef(309030002) - MT	31-Jul-12	Cobalt-58	-1.37E+00	4.63E+00	2.89E+00	pCi/kg
HCM Hearst Ranch Cow Meat - ground beef(297581003) - MT	7-Mar-12	Cobalt-60	2.02E+00	5.65E+00	3.37E+00	pCi/kg
HCM Hearst Ranch Cow Meat - ground beef(305625011) - MT	4-Jun-12	Cobalt-60	2.33E+00	4.38E+00	2.63E+00	pCi/kg
HCM Hearst Ranch Cow Meat - ground beef(309030002) - MT	31-Jul-12	Cobalt-60	-2.08E+00	5.56E+00	3.57E+00	pCi/kg
HCM Hearst Ranch Cow Meat - ground beef(297581003) - MT	7-Mar-12	Iodine-131	3.01E+00	8.21E+00	4.97E+00	pCi/kg
HCM Hearst Ranch Cow Meat - ground beef(305625011) - MT	4-Jun-12	Iodine-131	-8.37E-01	6.00E+00	3.73E+00	pCi/kg
HCM Hearst Ranch Cow Meat - ground beef(309030002) - MT	31-Jul-12	Iodine-131	4.19E+00	8.55E+00	5.13E+00	pCi/kg
HCM Hearst Ranch Cow Meat - ground beef(297581003) - MT	7-Mar-12	Potassium-40	2.75E+03	4.40E+01	2.64E+02	pCi/kg
HCM Hearst Ranch Cow Meat - ground beef(305625011) - MT	4-Jun-12	Potassium-40	2.29E+03	3.36E+01	2.22E+02	pCi/kg
HCM Hearst Ranch Cow Meat - ground beef(309030002) - MT	31-Jul-12	Potassium-40	2.69E+03	4.27E+01	2.68E+02	pCi/kg
HCM Hearst Ranch Cow Meat - ground beef(297581003) - MT	7-Mar-12	Total Strontium	2.20E+01	7.07E+01	4.32E+01	pCi/kg
HCM Hearst Ranch Cow Meat - ground beef(305625011) - MT	4-Jun-12	Total Strontium	4.58E+01	6.43E+01	4.11E+01	pCi/kg
HCM Hearst Ranch Cow Meat - ground beef(309030002) - MT	31-Jul-12	Total Strontium	9.80E+00	1.11E+01	7.52E+00	pCi/kg

HCM Hearst Ranch Cow Meat - steak Meat

Sample Name	Date Collected	Nuclide	Result	MDC	2 Sigma TPU	Units
HCM Hearst Ranch Cow Meat - steak(297581004) - MT	7-Mar-12	Cesium-134	2.33E+00	7.19E+00	4.24E+00	pCi/kg
HCM Hearst Ranch Cow Meat - steak(297581004) - MT	7-Mar-12	Cesium-137	4.91E+00	5.88E+00	4.00E+00	pCi/kg
HCM Hearst Ranch Cow Meat - steak(297581004) - MT	7-Mar-12	Cobalt-58	7.27E-01	5.72E+00	3.33E+00	pCi/kg
HCM Hearst Ranch Cow Meat - steak(297581004) - MT	7-Mar-12	Cobalt-60	-1.58E+00	5.05E+00	3.16E+00	pCi/kg
HCM Hearst Ranch Cow Meat - steak(297581004) - MT	7-Mar-12	Iodine-131	-2.04E+00	1.70E+01	9.99E+00	pCi/kg
HCM Hearst Ranch Cow Meat - steak(297581004) - MT	7-Mar-12	Potassium-40	2.78E+03	4.30E+01	2.68E+02	pCi/kg
HCM Hearst Ranch Cow Meat - steak(297581004) - MT	7-Mar-12	Total Strontium	1.42E+01	7.54E+01	4.56E+01	pCi/kg

JDM Johe Deer Meat

Sample Name	Date Collected	Nuclide	Result	MDC	2 Sigma TPU	Units
JDM Johe Deer Meat(316213001) - MT	22-Sep-12	Cesium-134	7.49E+00	5.04E+00	5.25E+00	pCi/kg
JDM Johe Deer Meat(316213001) - MT	22-Sep-12	Cesium-137	8.31E+00	4.85E+00	4.45E+00	pCi/kg
JDM Johe Deer Meat(316213001) - MT	22-Sep-12	Cobalt-58	-3.44E+00	7.70E+00	5.15E+00	pCi/kg
JDM Johe Deer Meat(316213001) - MT	22-Sep-12	Cobalt-60	1.10E+00	5.26E+00	3.12E+00	pCi/kg
JDM Johe Deer Meat(316213001) - MT	22-Sep-12	Iodine-131	0.00E+00	0.00E+00	1.58E+03	pCi/kg
JDM Johe Deer Meat(316213001) - MT	22-Sep-12	Potassium-40	2.81E+03	3.79E+01	2.67E+02	pCi/kg

MDO Montana de Oro - Beach Sand

Sample Name	Date Collected	Nuclide	Result	MDC	2 Sigma TPU	Units
MDO Montana de Oro(298160002) - SD	19-Mar-12	Bismuth-214	6.14E+02	9.73E+01	1.36E+02	pCi/kg

2012 DCP Analysis Results Appendix C

MDO Montana de Oro(298160002) - SD	19-Mar-12	Cesium-134	-1.49E+01	4.91E+01	3.21E+01	pCi/kg
MDO Montana de Oro(310597002) - SD	23-Aug-12	Cesium-134	3.78E+01	7.93E+01	4.40E+01	pCi/kg
MDO Montana de Oro(298160002) - SD	19-Mar-12	Cesium-137	3.94E+01	5.99E+01	3.42E+01	pCi/kg
MDO Montana de Oro(310597002) - SD	23-Aug-12	Cesium-137	2.49E+01	7.00E+01	3.86E+01	pCi/kg
MDO Montana de Oro(298160002) - SD	19-Mar-12	Iron-55	-1.05E+04	1.24E+04	8.04E+03	pCi/kg
MDO Montana de Oro(310597002) - SD	23-Aug-12	Iron-55	7.25E+03	1.14E+04	9.21E+03	pCi/kg
MDO Montana de Oro(298160002) - SD	19-Mar-12	Lead-212	3.39E+02	7.20E+01	8.46E+01	pCi/kg
MDO Montana de Oro(298160002) - SD	19-Mar-12	Lead-214	6.52E+02	9.17E+01	1.53E+02	pCi/kg
MDO Montana de Oro(310597002) - SD	23-Aug-12	Lead-214	6.57E+02	1.08E+02	1.56E+02	pCi/kg
MDO Montana de Oro(298160002) - SD	19-Mar-12	Nickel-63	5.02E+02	2.70E+03	1.63E+03	pCi/kg
MDO Montana de Oro(310597002) - SD	23-Aug-12	Nickel-63	-1.34E+02	2.49E+03	1.48E+03	pCi/kg
MDO Montana de Oro(298160002) - SD	19-Mar-12	Potassium-40	5.86E+03	3.62E+02	1.03E+03	pCi/kg
MDO Montana de Oro(310597002) - SD	23-Aug-12	Potassium-40	6.02E+03	6.21E+02	1.22E+03	pCi/kg
MDO Montana de Oro(298160002) - SD	19-Mar-12	Total Strontium	1.89E+02	1.21E+03	7.43E+02	pCi/kg
MDO Montana de Oro(310597002) - SD	23-Aug-12	Total Strontium	-8.87E+01	9.04E+02	5.30E+02	pCi/kg

MT1 Meteorological Tower - Air Charcoal

Sample Name	Date Collected	Nuclide	Result	MDC	2 Sigma TPU	Units
MT1 Meteorological Tower(293900012) - AC	7-Jan-12	Iodine-131	9.22E-04	1.31E-02	7.68E-03	pCi/m3
MT1 Meteorological Tower(294429012) - AC	14-Jan-12	Iodine-131	4.81E-04	1.40E-02	8.43E-03	pCi/m3
MT1 Meteorological Tower(294804012) - AC	21-Jan-12	Iodine-131	7.83E-04	1.09E-02	6.45E-03	pCi/m3
MT1 Meteorological Tower(295197012) - AC	28-Jan-12	Iodine-131	2.35E-03	1.32E-02	7.77E-03	pCi/m3
MT1 Meteorological Tower(295707012) - AC	4-Feb-12	Iodine-131	2.29E-03	1.68E-02	9.77E-03	pCi/m3
MT1 Meteorological Tower(296101012) - AC	11-Feb-12	Iodine-131	-7.11E-04	1.08E-02	6.48E-03	pCi/m3
MT1 Meteorological Tower(296457012) - AC	18-Feb-12	Iodine-131	5.72E-04	1.25E-02	7.20E-03	pCi/m3
MT1 Meteorological Tower(296852012) - AC	25-Feb-12	Iodine-131	-4.20E-03	1.08E-02	7.64E-03	pCi/m3
MT1 Meteorological Tower(297270012) - AC	3-Mar-12	Iodine-131	-2.88E-03	9.69E-03	6.51E-03	pCi/m3
MT1 Meteorological Tower(297686012) - AC	10-Mar-12	Iodine-131	-4.11E-03	1.16E-02	7.86E-03	pCi/m3
MT1 Meteorological Tower(298090012) - AC	17-Mar-12	Iodine-131	-3.19E-03	1.07E-02	6.78E-03	pCi/m3
MT1 Meteorological Tower(298440012) - AC	24-Mar-12	Iodine-131	-2.92E-03	8.32E-03	5.61E-03	pCi/m3
MT1 Meteorological Tower(301039012) - AC	31-Mar-12	Iodine-131	5.29E-03	1.34E-02	7.39E-03	pCi/m3
MT1 Meteorological Tower(302547012) - AC	7-Apr-12	Iodine-131	-3.88E-03	8.86E-03	6.29E-03	pCi/m3
MT1 Meteorological Tower(302940012) - AC	14-Apr-12	Iodine-131	2.25E-03	1.15E-02	6.52E-03	pCi/m3
MT1 Meteorological Tower(303291012) - AC	21-Apr-12	Iodine-131	3.34E-04	1.04E-02	6.04E-03	pCi/m3
MT1 Meteorological Tower(303713012) - AC	28-Apr-12	Iodine-131	4.41E-04	1.03E-02	6.12E-03	pCi/m3
MT1 Meteorological Tower(304127012) - AC	5-May-12	Iodine-131	-1.14E-03	9.57E-03	5.97E-03	pCi/m3
MT1 Meteorological Tower(304550012) - AC	12-May-12	Iodine-131	1.52E-03	1.29E-02	7.47E-03	pCi/m3
MT1 Meteorological Tower(304958012) - AC	19-May-12	Iodine-131	9.14E-04	1.29E-02	7.67E-03	pCi/m3
MT1 Meteorological Tower(305236012) - AC	26-May-12	Iodine-131	1.50E-03	1.12E-02	6.42E-03	pCi/m3
MT1 Meteorological Tower(305629012) - AC	2-Jun-12	Iodine-131	-9.23E-04	9.91E-03	6.09E-03	pCi/m3
MT1 Meteorological Tower(306063012) - AC	9-Jun-12	Iodine-131	3.61E-03	1.15E-02	6.48E-03	pCi/m3
MT1 Meteorological Tower(306466012) - AC	16-Jun-12	Iodine-131	0.00E+00	1.10E-02	0.00E+00	pCi/m3
MT1 Meteorological Tower(306808012) - AC	23-Jun-12	Iodine-131	-3.68E-03	1.32E-02	8.61E-03	pCi/m3
MT1 Meteorological Tower(307348012) - AC	30-Jun-12	Iodine-131	-5.49E-04	1.19E-02	7.15E-03	pCi/m3

2012 DCPD Analysis Results Appendix C

MT1 Meteorological Tower(307690012) - AC	7-Jul-12	Iodine-131	-2.33E-03	1.21E-02	7.64E-03	pCi/m3
MT1 Meteorological Tower(308147012) - AC	14-Jul-12	Iodine-131	-7.01E-03	1.73E-02	1.19E-02	pCi/m3
MT1 Meteorological Tower(308569012) - AC	21-Jul-12	Iodine-131	6.87E-03	1.38E-02	8.37E-03	pCi/m3
MT1 Meteorological Tower(308980012) - AC	28-Jul-12	Iodine-131	5.06E-03	1.43E-02	7.98E-03	pCi/m3
MT1 Meteorological Tower(309364012) - AC	4-Aug-12	Iodine-131	-2.88E-03	8.36E-03	5.61E-03	pCi/m3
MT1 Meteorological Tower(309747012) - AC	11-Aug-12	Iodine-131	-8.90E-04	1.26E-02	9.01E-03	pCi/m3
MT1 Meteorological Tower(310131012) - AC	18-Aug-12	Iodine-131	-2.27E-03	8.14E-03	5.26E-03	pCi/m3
MT1 Meteorological Tower(310457012) - AC	25-Aug-12	Iodine-131	-1.14E-03	8.73E-03	5.36E-03	pCi/m3
MT1 Meteorological Tower(310729012) - AC	1-Sep-12	Iodine-131	-1.69E-03	7.97E-03	5.00E-03	pCi/m3
MT1 Meteorological Tower(311201012) - AC	8-Sep-12	Iodine-131	-5.41E-03	9.77E-03	7.22E-03	pCi/m3
MT1 Meteorological Tower(311588012) - AC	15-Sep-12	Iodine-131	-6.09E-03	8.91E-03	7.31E-03	pCi/m3
MT1 Meteorological Tower(312018012) - AC	22-Sep-12	Iodine-131	-4.57E-04	1.08E-02	6.56E-03	pCi/m3
MT1 Meteorological Tower(312421012) - AC	29-Sep-12	Iodine-131	1.41E-03	1.12E-02	6.52E-03	pCi/m3
MT1 Meteorological Tower(312998012) - AC	6-Oct-12	Iodine-131	-5.52E-03	9.23E-03	6.82E-03	pCi/m3
MT1 Meteorological Tower(313514012) - AC	13-Oct-12	Iodine-131	-2.24E-03	1.47E-02	9.30E-03	pCi/m3
MT1 Meteorological Tower(313958012) - AC	20-Oct-12	Iodine-131	-3.58E-03	1.30E-02	8.46E-03	pCi/m3
MT1 Meteorological Tower(314389012) - AC	27-Oct-12	Iodine-131	-3.70E-03	1.22E-02	7.77E-03	pCi/m3
MT1 Meteorological Tower(314793012) - AC	4-Nov-12	Iodine-131	2.68E-03	1.06E-02	6.10E-03	pCi/m3
MT1 Meteorological Tower(315297012) - AC	10-Nov-12	Iodine-131	1.61E-03	1.33E-02	7.67E-03	pCi/m3
MT1 Meteorological Tower(315667012) - AC	17-Nov-12	Iodine-131	6.06E-03	1.50E-02	8.58E-03	pCi/m3
MT1 Meteorological Tower(315925012) - AC	24-Nov-12	Iodine-131	-3.71E-03	7.55E-03	5.36E-03	pCi/m3
MT1 Meteorological Tower(316341012) - AC	1-Dec-12	Iodine-131	6.66E-04	9.38E-03	5.39E-03	pCi/m3
MT1 Meteorological Tower(316741012) - AC	8-Dec-12	Iodine-131	-7.09E-04	1.34E-02	8.13E-03	pCi/m3
MT1 Meteorological Tower(317057012) - AC	15-Dec-12	Iodine-131	-2.78E-03	1.26E-02	8.01E-03	pCi/m3
MT1 Meteorological Tower(317277012) - AC	22-Dec-12	Iodine-131	6.41E-03	1.45E-02	8.46E-03	pCi/m3
MT1 Meteorological Tower(317436012) - AC	29-Dec-12	Iodine-131	-9.59E-05	8.44E-03	5.51E-03	pCi/m3

MT1 Meteorological Tower - Air Particulate

Sample Name	Date Collected	Nuclide	Result	MDC	2 Sigma TPU	Units
MT1 Meteorological Tower(293900005) - AP	7-Jan-12	BETA	5.67E-02	2.15E-03	1.65E-02	pCi/m3
MT1 Meteorological Tower(294429005) - AP	14-Jan-12	BETA	6.40E-02	1.86E-03	1.45E-02	pCi/m3
MT1 Meteorological Tower(294804005) - AP	21-Jan-12	BETA	1.56E-02	1.87E-03	1.54E-02	pCi/m3
MT1 Meteorological Tower(295197005) - AP	28-Jan-12	BETA	5.07E-02	1.82E-03	1.64E-02	pCi/m3
MT1 Meteorological Tower(295707005) - AP	4-Feb-12	BETA	5.47E-02	1.74E-03	1.16E-02	pCi/m3
MT1 Meteorological Tower(296101005) - AP	11-Feb-12	BETA	3.44E-02	1.84E-03	1.35E-02	pCi/m3
MT1 Meteorological Tower(296457005) - AP	18-Feb-12	BETA	1.76E-02	1.75E-03	1.32E-02	pCi/m3
MT1 Meteorological Tower(296852005) - AP	25-Feb-12	BETA	2.86E-02	1.63E-03	1.36E-02	pCi/m3
MT1 Meteorological Tower(297270005) - AP	3-Mar-12	BETA	2.32E-02	1.93E-03	1.40E-02	pCi/m3
MT1 Meteorological Tower(297686005) - AP	10-Mar-12	BETA	2.71E-02	1.90E-03	1.72E-02	pCi/m3
MT1 Meteorological Tower(298090005) - AP	17-Mar-12	BETA	1.26E-02	1.89E-03	1.04E-02	pCi/m3
MT1 Meteorological Tower(298440005) - AP	24-Mar-12	BETA	1.08E-02	1.87E-03	1.49E-02	pCi/m3
MT1 Meteorological Tower(301039005) - AP	31-Mar-12	BETA	1.15E-02	1.79E-03	1.28E-02	pCi/m3
MT1 Meteorological Tower(302547005) - AP	7-Apr-12	BETA	2.04E-02	1.76E-03	1.33E-02	pCi/m3
MT1 Meteorological Tower(302940005) - AP	14-Apr-12	BETA	7.08E-03	1.95E-03	1.55E-02	pCi/m3

2012 DCPD Analysis Results Appendix C

MT1 Meteorological Tower(303291005) - AP	21-Apr-12	BETA	9.40E-03	2.01E-03	1.39E-02	pCi/m3
MT1 Meteorological Tower(303713005) - AP	28-Apr-12	BETA	9.40E-03	1.84E-03	1.14E-02	pCi/m3
MT1 Meteorological Tower(304127005) - AP	5-May-12	BETA	2.69E-02	1.73E-03	1.39E-02	pCi/m3
MT1 Meteorological Tower(304550005) - AP	12-May-12	BETA	2.61E-02	1.75E-03	1.38E-02	pCi/m3
MT1 Meteorological Tower(304958005) - AP	19-May-12	BETA	1.70E-02	1.88E-03	1.39E-02	pCi/m3
MT1 Meteorological Tower(305236005) - AP	26-May-12	BETA	6.41E-03	1.76E-03	1.30E-02	pCi/m3
MT1 Meteorological Tower(305629005) - AP	2-Jun-12	BETA	1.29E-02	2.37E-03	1.52E-02	pCi/m3
MT1 Meteorological Tower(306063005) - AP	9-Jun-12	BETA	1.07E-02	2.37E-03	1.53E-02	pCi/m3
MT1 Meteorological Tower(306466005) - AP	16-Jun-12	BETA	6.66E-03	2.54E-03	1.56E-02	pCi/m3
MT1 Meteorological Tower(306808005) - AP	23-Jun-12	BETA	1.19E-02	2.49E-03	1.60E-02	pCi/m3
MT1 Meteorological Tower(307348005) - AP	30-Jun-12	BETA	1.47E-03	1.66E-03	1.27E-02	pCi/m3
MT1 Meteorological Tower(307690005) - AP	7-Jul-12	BETA	1.11E-02	1.83E-03	1.55E-02	pCi/m3
MT1 Meteorological Tower(308147005) - AP	14-Jul-12	BETA	1.07E-02	1.80E-03	1.10E-02	pCi/m3
MT1 Meteorological Tower(308569005) - AP	21-Jul-12	BETA	1.35E-02	1.64E-03	1.37E-02	pCi/m3
MT1 Meteorological Tower(308980005) - AP	28-Jul-12	BETA	1.29E-02	1.73E-03	1.04E-02	pCi/m3
MT1 Meteorological Tower(309364005) - AP	4-Aug-12	BETA	7.92E-03	1.66E-03	1.22E-02	pCi/m3
MT1 Meteorological Tower(309747005) - AP	11-Aug-12	BETA	9.60E-03	1.64E-03	1.29E-02	pCi/m3
MT1 Meteorological Tower(310131005) - AP	18-Aug-12	BETA	1.39E-02	1.60E-03	1.21E-02	pCi/m3
MT1 Meteorological Tower(310457005) - AP	25-Aug-12	BETA	1.72E-02	1.57E-03	1.10E-02	pCi/m3
MT1 Meteorological Tower(310729005) - AP	1-Sep-12	BETA	2.16E-02	1.51E-03	1.19E-02	pCi/m3
MT1 Meteorological Tower(311201005) - AP	8-Sep-12	BETA	2.53E-02	1.68E-03	1.13E-02	pCi/m3
MT1 Meteorological Tower(311588005) - AP	15-Sep-12	BETA	3.27E-02	1.53E-03	9.81E-03	pCi/m3
MT1 Meteorological Tower(312018005) - AP	22-Sep-12	BETA	4.20E-02	1.51E-03	1.21E-02	pCi/m3
MT1 Meteorological Tower(312421005) - AP	29-Sep-12	BETA	3.75E-02	1.61E-03	1.47E-02	pCi/m3
MT1 Meteorological Tower(312998005) - AP	6-Oct-12	BETA	2.80E-02	1.57E-03	1.65E-02	pCi/m3
MT1 Meteorological Tower(313514005) - AP	13-Oct-12	BETA	3.66E-02	1.57E-03	1.56E-02	pCi/m3
MT1 Meteorological Tower(313958005) - AP	20-Oct-12	BETA	1.66E-02	1.54E-03	1.07E-02	pCi/m3
MT1 Meteorological Tower(314389005) - AP	27-Oct-12	BETA	2.61E-02	1.55E-03	1.27E-02	pCi/m3
MT1 Meteorological Tower(314793005) - AP	4-Nov-12	BETA	4.64E-02	1.58E-03	1.32E-02	pCi/m3
MT1 Meteorological Tower(315297005) - AP	10-Nov-12	BETA	3.95E-02	1.56E-03	1.14E-02	pCi/m3
MT1 Meteorological Tower(315667005) - AP	17-Nov-12	BETA	4.57E-02	1.95E-03	1.33E-02	pCi/m3
MT1 Meteorological Tower(315925005) - AP	24-Nov-12	BETA	5.01E-02	1.39E-03	1.03E-02	pCi/m3
MT1 Meteorological Tower(316341005) - AP	1-Dec-12	BETA	1.13E-02	1.57E-03	1.20E-02	pCi/m3
MT1 Meteorological Tower(316741005) - AP	8-Dec-12	BETA	3.47E-02	1.57E-03	1.25E-02	pCi/m3
MT1 Meteorological Tower(317057005) - AP	15-Dec-12	BETA	1.70E-02	1.48E-03	1.20E-02	pCi/m3
MT1 Meteorological Tower(317277005) - AP	22-Dec-12	BETA	1.65E-02	1.62E-03	1.09E-02	pCi/m3
MT1 Meteorological Tower(317436005) - AP	29-Dec-12	BETA	2.19E-02	1.66E-03	1.30E-02	pCi/m3
MT1 Meteorological Tower(302777005) - AP	11-Feb-12	Beryllium-7	1.26E-01	8.03E-03	2.17E-02	pCi/m3
MT1 Meteorological Tower(308050005) - AP	12-May-12	Beryllium-7	7.23E-02	9.97E-03	1.51E-02	pCi/m3
MT1 Meteorological Tower(313322005) - AP	11-Aug-12	Beryllium-7	7.26E-02	6.38E-03	1.22E-02	pCi/m3
MT1 Meteorological Tower(318773005) - AP	10-Nov-12	Beryllium-7	1.08E-01	9.12E-03	2.04E-02	pCi/m3
MT1 Meteorological Tower(302777005) - AP	11-Feb-12	Cesium-134	-1.94E-04	6.67E-04	4.64E-04	pCi/m3
MT1 Meteorological Tower(308050005) - AP	12-May-12	Cesium-134	-2.35E-04	6.76E-04	4.52E-04	pCi/m3
MT1 Meteorological Tower(313322005) - AP	11-Aug-12	Cesium-134	3.06E-06	5.62E-04	3.38E-04	pCi/m3

2012 DCPD Analysis Results Appendix C

MT1 Meteorological Tower(318773005) - AP	10-Nov-12	Cesium-134	2.16E-05	5.33E-04	3.10E-04	pCi/m3
MT1 Meteorological Tower(302777005) - AP	11-Feb-12	Cesium-137	-1.09E-04	6.52E-04	4.13E-04	pCi/m3
MT1 Meteorological Tower(308050005) - AP	12-May-12	Cesium-137	-1.31E-04	4.78E-04	3.22E-04	pCi/m3
MT1 Meteorological Tower(313322005) - AP	11-Aug-12	Cesium-137	1.35E-04	4.76E-04	2.75E-04	pCi/m3
MT1 Meteorological Tower(318773005) - AP	10-Nov-12	Cesium-137	2.24E-06	4.89E-04	2.95E-04	pCi/m3

OEL Offsite Emergency Lab - Drinking Water

Sample Name	Date Collected	Nuclide	Result	MDC	2 Sigma TPU	Units
OEL Offsite Emergency Lab(294079003) - DW	12-Jan-12	BETA	2.07E+00	1.50E+00	1.03E+00	pCi/L
OEL Offsite Emergency Lab(295701003) - DW	7-Feb-12	BETA	3.19E-01	1.36E+00	8.26E-01	pCi/L
OEL Offsite Emergency Lab(297253002) - DW	6-Mar-12	BETA	8.14E-01	1.34E+00	8.52E-01	pCi/L
OEL Offsite Emergency Lab(302541003) - DW	10-Apr-12	BETA	2.08E+00	2.07E+00	1.34E+00	pCi/L
OEL Offsite Emergency Lab(304464003) - DW	14-May-12	BETA	2.41E+00	1.65E+00	1.15E+00	pCi/L
OEL Offsite Emergency Lab(305650003) - DW	5-Jun-12	BETA	1.58E+00	2.09E+00	1.32E+00	pCi/L
OEL Offsite Emergency Lab(307682002) - DW	10-Jul-12	BETA	-4.66E-01	2.02E+00	1.19E+00	pCi/L
OEL Offsite Emergency Lab(309382002) - DW	7-Aug-12	BETA	1.53E+00	2.32E+00	1.45E+00	pCi/L
OEL Offsite Emergency Lab(311199002) - DW	11-Sep-12	BETA	4.65E-01	2.40E+00	1.44E+00	pCi/L
OEL Offsite Emergency Lab(313397003) - DW	15-Oct-12	BETA	1.22E+00	1.67E+00	1.06E+00	pCi/L
OEL Offsite Emergency Lab(314899003) - DW	8-Nov-12	BETA	1.50E+00	1.70E+00	1.10E+00	pCi/L
OEL Offsite Emergency Lab(316836001) - DW	13-Dec-12	BETA	2.22E+00	2.37E+00	1.52E+00	pCi/L
OEL Offsite Emergency Lab(294079003) - DW	12-Jan-12	Barium-140	-2.33E-01	2.27E+00	1.36E+00	pCi/L
OEL Offsite Emergency Lab(295701003) - DW	7-Feb-12	Barium-140	1.54E+00	3.37E+00	2.04E+00	pCi/L
OEL Offsite Emergency Lab(297253002) - DW	6-Mar-12	Barium-140	-2.04E+00	2.55E+00	1.97E+00	pCi/L
OEL Offsite Emergency Lab(302541003) - DW	10-Apr-12	Barium-140	-3.08E-01	2.26E+00	1.36E+00	pCi/L
OEL Offsite Emergency Lab(304464003) - DW	14-May-12	Barium-140	-1.26E+00	2.14E+00	1.48E+00	pCi/L
OEL Offsite Emergency Lab(305650003) - DW	5-Jun-12	Barium-140	1.01E+00	3.81E+00	2.22E+00	pCi/L
OEL Offsite Emergency Lab(307682002) - DW	10-Jul-12	Barium-140	4.26E-01	3.50E+00	2.04E+00	pCi/L
OEL Offsite Emergency Lab(309382002) - DW	7-Aug-12	Barium-140	1.55E-01	3.87E+00	2.32E+00	pCi/L
OEL Offsite Emergency Lab(311199002) - DW	11-Sep-12	Barium-140	-1.56E+00	1.94E+00	1.49E+00	pCi/L
OEL Offsite Emergency Lab(313397003) - DW	15-Oct-12	Barium-140	6.55E-02	2.02E+00	1.17E+00	pCi/L
OEL Offsite Emergency Lab(314899003) - DW	8-Nov-12	Barium-140	5.39E-01	3.31E+00	1.95E+00	pCi/L
OEL Offsite Emergency Lab(316836001) - DW	13-Dec-12	Barium-140	1.73E+00	3.40E+00	2.23E+00	pCi/L
OEL Offsite Emergency Lab(294079003) - DW	12-Jan-12	Cesium-134	-7.82E-02	1.82E+00	1.14E+00	pCi/L
OEL Offsite Emergency Lab(295701003) - DW	7-Feb-12	Cesium-134	-1.34E+00	2.64E+00	1.77E+00	pCi/L
OEL Offsite Emergency Lab(297253002) - DW	6-Mar-12	Cesium-134	-4.50E-01	2.23E+00	1.36E+00	pCi/L
OEL Offsite Emergency Lab(302541003) - DW	10-Apr-12	Cesium-134	-4.96E-01	2.03E+00	1.29E+00	pCi/L
OEL Offsite Emergency Lab(304464003) - DW	14-May-12	Cesium-134	-1.09E+00	1.92E+00	1.34E+00	pCi/L
OEL Offsite Emergency Lab(305650003) - DW	5-Jun-12	Cesium-134	6.94E-01	2.39E+00	1.40E+00	pCi/L
OEL Offsite Emergency Lab(307682002) - DW	10-Jul-12	Cesium-134	4.16E-01	2.87E+00	1.66E+00	pCi/L
OEL Offsite Emergency Lab(309382002) - DW	7-Aug-12	Cesium-134	-3.07E-02	1.94E+00	1.16E+00	pCi/L
OEL Offsite Emergency Lab(311199002) - DW	11-Sep-12	Cesium-134	3.95E-01	1.77E+00	1.06E+00	pCi/L
OEL Offsite Emergency Lab(313397003) - DW	15-Oct-12	Cesium-134	-6.64E-01	1.76E+00	1.11E+00	pCi/L
OEL Offsite Emergency Lab(314899003) - DW	8-Nov-12	Cesium-134	-2.13E-01	2.14E+00	1.29E+00	pCi/L
OEL Offsite Emergency Lab(316836001) - DW	13-Dec-12	Cesium-134	5.36E-01	2.22E+00	1.49E+00	pCi/L

2012 DCPD Analysis Results Appendix C

OEL Offsite Emergency Lab(294079003) - DW	12-Jan-12	Cesium-137	1.57E-02	1.59E+00	9.32E-01	pCi/L
OEL Offsite Emergency Lab(295701003) - DW	7-Feb-12	Cesium-137	1.13E+00	2.32E+00	1.44E+00	pCi/L
OEL Offsite Emergency Lab(297253002) - DW	6-Mar-12	Cesium-137	-6.03E+00	3.28E+00	4.04E+00	pCi/L
OEL Offsite Emergency Lab(302541003) - DW	10-Apr-12	Cesium-137	8.68E-01	1.93E+00	1.18E+00	pCi/L
OEL Offsite Emergency Lab(304464003) - DW	14-May-12	Cesium-137	-1.52E-01	1.93E+00	1.17E+00	pCi/L
OEL Offsite Emergency Lab(305650003) - DW	5-Jun-12	Cesium-137	-6.70E-01	1.91E+00	1.24E+00	pCi/L
OEL Offsite Emergency Lab(307682002) - DW	10-Jul-12	Cesium-137	1.02E-01	2.34E+00	1.42E+00	pCi/L
OEL Offsite Emergency Lab(309382002) - DW	7-Aug-12	Cesium-137	4.42E-01	1.82E+00	1.07E+00	pCi/L
OEL Offsite Emergency Lab(311199002) - DW	11-Sep-12	Cesium-137	8.86E-01	1.61E+00	9.79E-01	pCi/L
OEL Offsite Emergency Lab(313397003) - DW	15-Oct-12	Cesium-137	-5.94E-03	1.68E+00	1.02E+00	pCi/L
OEL Offsite Emergency Lab(314899003) - DW	8-Nov-12	Cesium-137	3.72E-01	2.17E+00	1.27E+00	pCi/L
OEL Offsite Emergency Lab(316836001) - DW	13-Dec-12	Cesium-137	1.28E+00	2.00E+00	1.79E+00	pCi/L
OEL Offsite Emergency Lab(294079003) - DW	12-Jan-12	Cobalt-58	-6.31E-01	1.37E+00	9.57E-01	pCi/L
OEL Offsite Emergency Lab(295701003) - DW	7-Feb-12	Cobalt-58	-4.96E-01	2.28E+00	1.42E+00	pCi/L
OEL Offsite Emergency Lab(297253002) - DW	6-Mar-12	Cobalt-58	3.85E-01	1.90E+00	1.11E+00	pCi/L
OEL Offsite Emergency Lab(302541003) - DW	10-Apr-12	Cobalt-58	6.88E-01	1.70E+00	1.04E+00	pCi/L
OEL Offsite Emergency Lab(304464003) - DW	14-May-12	Cobalt-58	-8.15E-01	1.70E+00	1.15E+00	pCi/L
OEL Offsite Emergency Lab(305650003) - DW	5-Jun-12	Cobalt-58	-2.96E-02	2.01E+00	1.18E+00	pCi/L
OEL Offsite Emergency Lab(307682002) - DW	10-Jul-12	Cobalt-58	-5.28E-01	2.04E+00	1.26E+00	pCi/L
OEL Offsite Emergency Lab(309382002) - DW	7-Aug-12	Cobalt-58	-3.77E-01	1.70E+00	1.06E+00	pCi/L
OEL Offsite Emergency Lab(311199002) - DW	11-Sep-12	Cobalt-58	1.87E-01	1.46E+00	8.57E-01	pCi/L
OEL Offsite Emergency Lab(313397003) - DW	15-Oct-12	Cobalt-58	-5.96E-01	1.45E+00	9.24E-01	pCi/L
OEL Offsite Emergency Lab(314899003) - DW	8-Nov-12	Cobalt-58	-1.95E-01	1.93E+00	1.17E+00	pCi/L
OEL Offsite Emergency Lab(316836001) - DW	13-Dec-12	Cobalt-58	-1.01E+00	1.76E+00	1.22E+00	pCi/L
OEL Offsite Emergency Lab(294079003) - DW	12-Jan-12	Cobalt-60	1.07E+00	1.74E+00	1.08E+00	pCi/L
OEL Offsite Emergency Lab(295701003) - DW	7-Feb-12	Cobalt-60	9.64E-01	2.37E+00	1.42E+00	pCi/L
OEL Offsite Emergency Lab(297253002) - DW	6-Mar-12	Cobalt-60	-1.29E-01	1.93E+00	1.15E+00	pCi/L
OEL Offsite Emergency Lab(302541003) - DW	10-Apr-12	Cobalt-60	6.12E-01	1.86E+00	1.11E+00	pCi/L
OEL Offsite Emergency Lab(304464003) - DW	14-May-12	Cobalt-60	1.35E-01	1.75E+00	1.04E+00	pCi/L
OEL Offsite Emergency Lab(305650003) - DW	5-Jun-12	Cobalt-60	-1.93E-01	2.08E+00	1.28E+00	pCi/L
OEL Offsite Emergency Lab(307682002) - DW	10-Jul-12	Cobalt-60	-2.95E-02	2.20E+00	1.29E+00	pCi/L
OEL Offsite Emergency Lab(309382002) - DW	7-Aug-12	Cobalt-60	-7.33E-01	1.81E+00	1.19E+00	pCi/L
OEL Offsite Emergency Lab(311199002) - DW	11-Sep-12	Cobalt-60	4.56E-01	1.73E+00	9.98E-01	pCi/L
OEL Offsite Emergency Lab(313397003) - DW	15-Oct-12	Cobalt-60	2.69E-01	1.61E+00	9.57E-01	pCi/L
OEL Offsite Emergency Lab(314899003) - DW	8-Nov-12	Cobalt-60	1.12E+00	2.30E+00	1.38E+00	pCi/L
OEL Offsite Emergency Lab(316836001) - DW	13-Dec-12	Cobalt-60	9.55E-01	2.22E+00	1.46E+00	pCi/L
OEL Offsite Emergency Lab(294079003) - DW	12-Jan-12	Iodine-131	-1.69E-01	5.06E-01	3.18E-01	pCi/L
OEL Offsite Emergency Lab(295701003) - DW	7-Feb-12	Iodine-131	1.04E-01	7.48E-01	4.42E-01	pCi/L
OEL Offsite Emergency Lab(297253002) - DW	6-Mar-12	Iodine-131	1.32E-01	6.79E-01	4.01E-01	pCi/L
OEL Offsite Emergency Lab(302541003) - DW	10-Apr-12	Iodine-131	4.70E-02	3.61E-01	2.11E-01	pCi/L
OEL Offsite Emergency Lab(304464003) - DW	14-May-12	Iodine-131	-3.34E-01	6.59E-01	4.36E-01	pCi/L
OEL Offsite Emergency Lab(305650003) - DW	5-Jun-12	Iodine-131	3.91E-02	5.36E-01	3.12E-01	pCi/L
OEL Offsite Emergency Lab(307682002) - DW	10-Jul-12	Iodine-131	-1.98E-01	6.26E-01	3.83E-01	pCi/L
OEL Offsite Emergency Lab(309382002) - DW	7-Aug-12	Iodine-131	4.46E-01	6.71E-01	4.28E-01	pCi/L

2012 DCPD Analysis Results Appendix C

OEL Offsite Emergency Lab(311199002) - DW	11-Sep-12	Iodine-131	-2.01E-02	6.23E-01	3.65E-01	pCi/L
OEL Offsite Emergency Lab(313397003) - DW	15-Oct-12	Iodine-131	-1.19E-01	7.24E-01	4.48E-01	pCi/L
OEL Offsite Emergency Lab(314899003) - DW	8-Nov-12	Iodine-131	-1.25E-01	5.15E-01	3.23E-01	pCi/L
OEL Offsite Emergency Lab(316836001) - DW	13-Dec-12	Iodine-131	3.96E-01	6.80E-01	4.30E-01	pCi/L
OEL Offsite Emergency Lab(294079003) - DW	12-Jan-12	Iron-55	2.75E+01	1.04E+02	7.70E+01	pCi/L
OEL Offsite Emergency Lab(295701003) - DW	7-Feb-12	Iron-55	1.01E+01	1.11E+02	7.83E+01	pCi/L
OEL Offsite Emergency Lab(297253002) - DW	6-Mar-12	Iron-55	-2.67E+01	1.65E+02	1.23E+02	pCi/L
OEL Offsite Emergency Lab(302541003) - DW	10-Apr-12	Iron-55	5.97E+01	1.41E+02	1.01E+02	pCi/L
OEL Offsite Emergency Lab(304464003) - DW	14-May-12	Iron-55	6.11E-01	1.32E+02	9.21E+01	pCi/L
OEL Offsite Emergency Lab(305650003) - DW	5-Jun-12	Iron-55	1.23E+01	1.64E+02	1.17E+02	pCi/L
OEL Offsite Emergency Lab(307682002) - DW	10-Jul-12	Iron-55	-1.53E+01	1.10E+02	7.79E+01	pCi/L
OEL Offsite Emergency Lab(309382002) - DW	7-Aug-12	Iron-55	-4.39E+01	8.07E+01	5.30E+01	pCi/L
OEL Offsite Emergency Lab(311199002) - DW	11-Sep-12	Iron-55	-5.14E+00	1.12E+02	7.82E+01	pCi/L
OEL Offsite Emergency Lab(313397003) - DW	15-Oct-12	Iron-55	-9.39E+01	1.42E+02	9.62E+01	pCi/L
OEL Offsite Emergency Lab(314899003) - DW	8-Nov-12	Iron-55	-1.77E+01	9.69E+01	6.52E+01	pCi/L
OEL Offsite Emergency Lab(316836001) - DW	13-Dec-12	Iron-55	8.25E+01	1.37E+02	9.97E+01	pCi/L
OEL Offsite Emergency Lab(294079003) - DW	12-Jan-12	Iron-59	-2.96E-01	2.88E+00	1.76E+00	pCi/L
OEL Offsite Emergency Lab(295701003) - DW	7-Feb-12	Iron-59	-3.81E-01	4.20E+00	2.51E+00	pCi/L
OEL Offsite Emergency Lab(297253002) - DW	6-Mar-12	Iron-59	1.79E+00	3.91E+00	2.39E+00	pCi/L
OEL Offsite Emergency Lab(302541003) - DW	10-Apr-12	Iron-59	-2.18E+00	2.84E+00	2.11E+00	pCi/L
OEL Offsite Emergency Lab(304464003) - DW	14-May-12	Iron-59	5.15E-01	3.36E+00	1.97E+00	pCi/L
OEL Offsite Emergency Lab(305650003) - DW	5-Jun-12	Iron-59	1.76E+00	3.92E+00	2.36E+00	pCi/L
OEL Offsite Emergency Lab(307682002) - DW	10-Jul-12	Iron-59	1.16E+00	4.42E+00	2.61E+00	pCi/L
OEL Offsite Emergency Lab(309382002) - DW	7-Aug-12	Iron-59	-5.62E-01	3.80E+00	2.27E+00	pCi/L
OEL Offsite Emergency Lab(311199002) - DW	11-Sep-12	Iron-59	4.32E-02	3.05E+00	1.84E+00	pCi/L
OEL Offsite Emergency Lab(313397003) - DW	15-Oct-12	Iron-59	-3.28E-01	2.99E+00	1.81E+00	pCi/L
OEL Offsite Emergency Lab(314899003) - DW	8-Nov-12	Iron-59	1.27E-01	3.84E+00	2.23E+00	pCi/L
OEL Offsite Emergency Lab(316836001) - DW	13-Dec-12	Iron-59	5.59E-01	4.20E+00	2.52E+00	pCi/L
OEL Offsite Emergency Lab(294079003) - DW	12-Jan-12	Lanthanum-140	-2.33E-01	2.27E+00	1.36E+00	pCi/L
OEL Offsite Emergency Lab(295701003) - DW	7-Feb-12	Lanthanum-140	1.54E+00	3.37E+00	2.04E+00	pCi/L
OEL Offsite Emergency Lab(297253002) - DW	6-Mar-12	Lanthanum-140	-2.04E+00	2.55E+00	1.97E+00	pCi/L
OEL Offsite Emergency Lab(302541003) - DW	10-Apr-12	Lanthanum-140	-3.08E-01	2.26E+00	1.35E+00	pCi/L
OEL Offsite Emergency Lab(304464003) - DW	14-May-12	Lanthanum-140	-1.26E+00	2.14E+00	1.48E+00	pCi/L
OEL Offsite Emergency Lab(305650003) - DW	5-Jun-12	Lanthanum-140	1.01E+00	3.81E+00	2.21E+00	pCi/L
OEL Offsite Emergency Lab(307682002) - DW	10-Jul-12	Lanthanum-140	4.26E-01	3.50E+00	2.04E+00	pCi/L
OEL Offsite Emergency Lab(309382002) - DW	7-Aug-12	Lanthanum-140	1.55E-01	3.87E+00	2.32E+00	pCi/L
OEL Offsite Emergency Lab(311199002) - DW	11-Sep-12	Lanthanum-140	-1.56E+00	1.94E+00	1.48E+00	pCi/L
OEL Offsite Emergency Lab(313397003) - DW	15-Oct-12	Lanthanum-140	6.55E-02	2.02E+00	1.17E+00	pCi/L
OEL Offsite Emergency Lab(314899003) - DW	8-Nov-12	Lanthanum-140	5.39E-01	3.31E+00	1.95E+00	pCi/L
OEL Offsite Emergency Lab(316836001) - DW	13-Dec-12	Lanthanum-140	1.73E+00	3.40E+00	2.23E+00	pCi/L
OEL Offsite Emergency Lab(294079003) - DW	12-Jan-12	Manganese-54	2.09E-01	1.58E+00	9.28E-01	pCi/L
OEL Offsite Emergency Lab(295701003) - DW	7-Feb-12	Manganese-54	-6.16E-01	2.12E+00	1.30E+00	pCi/L
OEL Offsite Emergency Lab(297253002) - DW	6-Mar-12	Manganese-54	-2.14E-01	1.85E+00	1.12E+00	pCi/L
OEL Offsite Emergency Lab(302541003) - DW	10-Apr-12	Manganese-54	-4.65E-02	1.71E+00	9.97E-01	pCi/L

2012 DCPD Analysis Results Appendix C

OEL Offsite Emergency Lab(304464003) - DW	14-May-12	Manganese-54	-1.38E-01	1.65E+00	9.69E-01	pCi/L
OEL Offsite Emergency Lab(305650003) - DW	5-Jun-12	Manganese-54	-2.68E-01	1.87E+00	1.13E+00	pCi/L
OEL Offsite Emergency Lab(307682002) - DW	10-Jul-12	Manganese-54	-8.34E-01	1.95E+00	1.26E+00	pCi/L
OEL Offsite Emergency Lab(309382002) - DW	7-Aug-12	Manganese-54	-7.34E-01	1.61E+00	1.07E+00	pCi/L
OEL Offsite Emergency Lab(311199002) - DW	11-Sep-12	Manganese-54	3.08E-01	1.45E+00	8.52E-01	pCi/L
OEL Offsite Emergency Lab(313397003) - DW	15-Oct-12	Manganese-54	-7.11E-02	1.42E+00	8.33E-01	pCi/L
OEL Offsite Emergency Lab(314899003) - DW	8-Nov-12	Manganese-54	1.69E-01	1.91E+00	1.14E+00	pCi/L
OEL Offsite Emergency Lab(316836001) - DW	13-Dec-12	Manganese-54	-1.78E-01	1.82E+00	1.10E+00	pCi/L
OEL Offsite Emergency Lab(294079003) - DW	12-Jan-12	Nickel-63	-2.77E+01	4.40E+01	2.55E+01	pCi/L
OEL Offsite Emergency Lab(295701003) - DW	7-Feb-12	Nickel-63	-1.23E+01	4.30E+01	2.53E+01	pCi/L
OEL Offsite Emergency Lab(297253002) - DW	6-Mar-12	Nickel-63	-2.08E+01	3.30E+01	1.92E+01	pCi/L
OEL Offsite Emergency Lab(302541003) - DW	10-Apr-12	Nickel-63	7.56E+00	3.77E+01	2.27E+01	pCi/L
OEL Offsite Emergency Lab(304464003) - DW	14-May-12	Nickel-63	-3.92E+00	2.49E+01	1.48E+01	pCi/L
OEL Offsite Emergency Lab(305650003) - DW	5-Jun-12	Nickel-63	1.33E+01	2.95E+01	1.80E+01	pCi/L
OEL Offsite Emergency Lab(307682002) - DW	10-Jul-12	Nickel-63	-3.79E+00	3.72E+01	2.21E+01	pCi/L
OEL Offsite Emergency Lab(309382002) - DW	7-Aug-12	Nickel-63	-3.96E+00	3.31E+01	1.96E+01	pCi/L
OEL Offsite Emergency Lab(311199002) - DW	11-Sep-12	Nickel-63	-1.08E+01	3.39E+01	1.99E+01	pCi/L
OEL Offsite Emergency Lab(313397003) - DW	15-Oct-12	Nickel-63	-3.04E+00	3.15E+01	1.87E+01	pCi/L
OEL Offsite Emergency Lab(314899003) - DW	8-Nov-12	Nickel-63	9.90E+00	3.74E+01	2.26E+01	pCi/L
OEL Offsite Emergency Lab(316836001) - DW	13-Dec-12	Nickel-63	4.10E+00	2.91E+01	1.74E+01	pCi/L
OEL Offsite Emergency Lab(294079003) - DW	12-Jan-12	Niobium-95	7.30E-01	1.72E+00	1.03E+00	pCi/L
OEL Offsite Emergency Lab(295701003) - DW	7-Feb-12	Niobium-95	1.91E+00	2.31E+00	1.57E+00	pCi/L
OEL Offsite Emergency Lab(297253002) - DW	6-Mar-12	Niobium-95	8.74E-01	1.99E+00	1.19E+00	pCi/L
OEL Offsite Emergency Lab(302541003) - DW	10-Apr-12	Niobium-95	4.01E-01	1.73E+00	1.04E+00	pCi/L
OEL Offsite Emergency Lab(304464003) - DW	14-May-12	Niobium-95	1.21E+00	1.88E+00	1.21E+00	pCi/L
OEL Offsite Emergency Lab(305650003) - DW	5-Jun-12	Niobium-95	1.75E+00	2.18E+00	1.43E+00	pCi/L
OEL Offsite Emergency Lab(307682002) - DW	10-Jul-12	Niobium-95	-6.30E-01	1.97E+00	1.23E+00	pCi/L
OEL Offsite Emergency Lab(309382002) - DW	7-Aug-12	Niobium-95	7.72E-01	2.01E+00	1.20E+00	pCi/L
OEL Offsite Emergency Lab(311199002) - DW	11-Sep-12	Niobium-95	9.83E-01	1.53E+00	9.58E-01	pCi/L
OEL Offsite Emergency Lab(313397003) - DW	15-Oct-12	Niobium-95	3.68E-01	1.53E+00	8.87E-01	pCi/L
OEL Offsite Emergency Lab(314899003) - DW	8-Nov-12	Niobium-95	4.38E-01	1.96E+00	1.16E+00	pCi/L
OEL Offsite Emergency Lab(316836001) - DW	13-Dec-12	Niobium-95	7.81E-01	2.02E+00	1.20E+00	pCi/L
OEL Offsite Emergency Lab(294079003) - DW	12-Jan-12	Total Strontium	-2.74E-01	8.28E-01	4.62E-01	pCi/L
OEL Offsite Emergency Lab(295701003) - DW	7-Feb-12	Total Strontium	-1.01E-01	2.53E-01	1.47E-01	pCi/L
OEL Offsite Emergency Lab(297253002) - DW	6-Mar-12	Total Strontium	2.25E-02	1.93E-01	1.16E-01	pCi/L
OEL Offsite Emergency Lab(302541003) - DW	10-Apr-12	Total Strontium	1.89E-01	2.32E-01	1.51E-01	pCi/L
OEL Offsite Emergency Lab(304464003) - DW	14-May-12	Total Strontium	1.61E-02	1.77E-01	1.06E-01	pCi/L
OEL Offsite Emergency Lab(305650003) - DW	5-Jun-12	Total Strontium	-1.18E-01	3.19E-01	1.86E-01	pCi/L
OEL Offsite Emergency Lab(307682002) - DW	10-Jul-12	Total Strontium	3.02E-01	3.61E-01	2.35E-01	pCi/L
OEL Offsite Emergency Lab(309382002) - DW	7-Aug-12	Total Strontium	-8.34E-02	1.42E-01	8.03E-02	pCi/L
OEL Offsite Emergency Lab(311199002) - DW	11-Sep-12	Total Strontium	-2.57E-02	1.43E-01	8.38E-02	pCi/L
OEL Offsite Emergency Lab(313397003) - DW	15-Oct-12	Total Strontium	9.79E-02	1.00E-01	6.77E-02	pCi/L
OEL Offsite Emergency Lab(314899003) - DW	8-Nov-12	Total Strontium	4.42E-02	1.03E-01	6.45E-02	pCi/L
OEL Offsite Emergency Lab(316836001) - DW	13-Dec-12	Total Strontium	-1.77E-01	2.71E-01	1.53E-01	pCi/L

2012 DCP Analysis Results Appendix C

OEL Offsite Emergency Lab(294079003) - DW	12-Jan-12	Tritium	7.02E+01	2.27E+02	1.39E+02	pCi/L
OEL Offsite Emergency Lab(295701003) - DW	7-Feb-12	Tritium	1.07E+02	2.16E+02	1.35E+02	pCi/L
OEL Offsite Emergency Lab(297253002) - DW	6-Mar-12	Tritium	-1.60E+02	2.56E+02	1.45E+02	pCi/L
OEL Offsite Emergency Lab(302541003) - DW	10-Apr-12	Tritium	3.28E+01	2.19E+02	1.32E+02	pCi/L
OEL Offsite Emergency Lab(304464003) - DW	14-May-12	Tritium	-9.12E+01	2.59E+02	1.50E+02	pCi/L
OEL Offsite Emergency Lab(305650003) - DW	5-Jun-12	Tritium	4.17E+01	2.80E+02	1.69E+02	pCi/L
OEL Offsite Emergency Lab(307682002) - DW	10-Jul-12	Tritium	1.44E+01	3.33E+02	1.99E+02	pCi/L
OEL Offsite Emergency Lab(309382002) - DW	7-Aug-12	Tritium	-2.04E+02	2.66E+02	1.48E+02	pCi/L
OEL Offsite Emergency Lab(311199002) - DW	11-Sep-12	Tritium	7.90E+01	2.45E+02	1.51E+02	pCi/L
OEL Offsite Emergency Lab(313397003) - DW	15-Oct-12	Tritium	-3.07E+01	1.25E+02	7.25E+01	pCi/L
OEL Offsite Emergency Lab(314899003) - DW	8-Nov-12	Tritium	2.74E+01	2.13E+02	1.29E+02	pCi/L
OEL Offsite Emergency Lab(316836001) - DW	13-Dec-12	Tritium	-6.86E+01	2.29E+02	1.33E+02	pCi/L
OEL Offsite Emergency Lab(294079003) - DW	12-Jan-12	Zinc-65	-1.22E+00	3.19E+00	2.10E+00	pCi/L
OEL Offsite Emergency Lab(295701003) - DW	7-Feb-12	Zinc-65	-1.60E-01	4.66E+00	2.76E+00	pCi/L
OEL Offsite Emergency Lab(297253002) - DW	6-Mar-12	Zinc-65	-3.36E+00	3.42E+00	2.85E+00	pCi/L
OEL Offsite Emergency Lab(302541003) - DW	10-Apr-12	Zinc-65	-1.97E+00	3.44E+00	2.36E+00	pCi/L
OEL Offsite Emergency Lab(304464003) - DW	14-May-12	Zinc-65	-2.24E+00	3.43E+00	2.42E+00	pCi/L
OEL Offsite Emergency Lab(305650003) - DW	5-Jun-12	Zinc-65	-1.96E+00	3.81E+00	2.59E+00	pCi/L
OEL Offsite Emergency Lab(307682002) - DW	10-Jul-12	Zinc-65	-2.07E+00	3.93E+00	2.74E+00	pCi/L
OEL Offsite Emergency Lab(309382002) - DW	7-Aug-12	Zinc-65	1.69E-01	3.98E+00	2.32E+00	pCi/L
OEL Offsite Emergency Lab(311199002) - DW	11-Sep-12	Zinc-65	-2.31E+00	3.16E+00	2.34E+00	pCi/L
OEL Offsite Emergency Lab(313397003) - DW	15-Oct-12	Zinc-65	8.34E-02	3.05E+00	2.08E+00	pCi/L
OEL Offsite Emergency Lab(314899003) - DW	8-Nov-12	Zinc-65	-1.04E+00	4.18E+00	2.56E+00	pCi/L
OEL Offsite Emergency Lab(316836001) - DW	13-Dec-12	Zinc-65	-5.62E-01	4.46E+00	3.86E+00	pCi/L
OEL Offsite Emergency Lab(294079003) - DW	12-Jan-12	Zirconium-95	-1.98E-01	2.79E+00	1.66E+00	pCi/L
OEL Offsite Emergency Lab(295701003) - DW	7-Feb-12	Zirconium-95	-1.12E+00	3.59E+00	2.28E+00	pCi/L
OEL Offsite Emergency Lab(297253002) - DW	6-Mar-12	Zirconium-95	6.09E-01	3.31E+00	1.92E+00	pCi/L
OEL Offsite Emergency Lab(302541003) - DW	10-Apr-12	Zirconium-95	1.00E+00	3.21E+00	1.94E+00	pCi/L
OEL Offsite Emergency Lab(304464003) - DW	14-May-12	Zirconium-95	-9.62E-02	3.01E+00	1.83E+00	pCi/L
OEL Offsite Emergency Lab(305650003) - DW	5-Jun-12	Zirconium-95	-4.32E-02	3.64E+00	2.13E+00	pCi/L
OEL Offsite Emergency Lab(307682002) - DW	10-Jul-12	Zirconium-95	-6.98E-01	3.75E+00	2.25E+00	pCi/L
OEL Offsite Emergency Lab(309382002) - DW	7-Aug-12	Zirconium-95	-6.54E-01	2.96E+00	1.83E+00	pCi/L
OEL Offsite Emergency Lab(311199002) - DW	11-Sep-12	Zirconium-95	-2.35E-03	2.59E+00	1.52E+00	pCi/L
OEL Offsite Emergency Lab(313397003) - DW	15-Oct-12	Zirconium-95	-6.21E-01	2.52E+00	1.53E+00	pCi/L
OEL Offsite Emergency Lab(314899003) - DW	8-Nov-12	Zirconium-95	-1.20E+00	3.17E+00	2.04E+00	pCi/L
OEL Offsite Emergency Lab(316836001) - DW	13-Dec-12	Zirconium-95	-1.08E-01	3.16E+00	1.88E+00	pCi/L

OUT Plant Outfall - Seawater

Sample Name	Date Collected	Nuclide	Result	MDC	2 Sigma TPU	Units
OUT Plant Outfall(294583001) - SW	17-Jan-12	BETA	2.72E+02	8.60E+01	7.88E+01	pCi/L
OUT Plant Outfall(296444001) - SW	21-Feb-12	BETA	2.83E+02	1.31E+02	1.06E+02	pCi/L
OUT Plant Outfall(298315001) - SW	21-Mar-12	BETA	2.48E+02	9.98E+01	8.12E+01	pCi/L
OUT Plant Outfall(303075001) - SW	17-Apr-12	BETA	3.54E+02	1.32E+02	1.08E+02	pCi/L
OUT Plant Outfall(304317001) - SW	8-May-12	BETA	4.17E+02	1.35E+02	1.16E+02	pCi/L

2012 DCPD Analysis Results Appendix C

OUT Plant Outfall(306155001) - SW	11-Jun-12	BETA	2.82E+02	1.11E+02	8.99E+01	pCi/L
OUT Plant Outfall(308030001) - SW	12-Jul-12	BETA	3.28E+02	1.09E+02	9.17E+01	pCi/L
OUT Plant Outfall(309901001) - SW	14-Aug-12	BETA	1.88E+02	6.62E+01	5.76E+01	pCi/L
OUT Plant Outfall(311116001) - SW	10-Sep-12	BETA	3.24E+02	9.00E+01	8.57E+01	pCi/L
OUT Plant Outfall(313872001) - SW	18-Oct-12	BETA	3.67E+02	1.57E+02	1.20E+02	pCi/L
OUT Plant Outfall(315800001) - SW	20-Nov-12	BETA	3.58E+02	1.58E+02	1.20E+02	pCi/L
OUT Plant Outfall(316870001) - SW	11-Dec-12	BETA	3.21E+02	1.45E+02	1.10E+02	pCi/L
OUT Plant Outfall(294583001) - SW	17-Jan-12	Barium-140	3.91E-01	3.61E+00	2.10E+00	pCi/L
OUT Plant Outfall(296444001) - SW	21-Feb-12	Barium-140	-3.60E-01	2.91E+00	1.75E+00	pCi/L
OUT Plant Outfall(298315001) - SW	21-Mar-12	Barium-140	-6.93E-01	3.54E+00	2.16E+00	pCi/L
OUT Plant Outfall(303075001) - SW	17-Apr-12	Barium-140	-1.55E+00	3.39E+00	2.25E+00	pCi/L
OUT Plant Outfall(304317001) - SW	8-May-12	Barium-140	1.01E-01	3.16E+00	1.89E+00	pCi/L
OUT Plant Outfall(306155001) - SW	11-Jun-12	Barium-140	1.24E-01	3.09E+00	1.86E+00	pCi/L
OUT Plant Outfall(308030001) - SW	12-Jul-12	Barium-140	-2.17E-01	3.19E+00	1.90E+00	pCi/L
OUT Plant Outfall(309901001) - SW	14-Aug-12	Barium-140	-2.61E+00	2.80E+00	2.29E+00	pCi/L
OUT Plant Outfall(311116001) - SW	10-Sep-12	Barium-140	3.60E-01	2.65E+00	1.57E+00	pCi/L
OUT Plant Outfall(313872001) - SW	18-Oct-12	Barium-140	-1.26E+00	3.34E+00	2.18E+00	pCi/L
OUT Plant Outfall(315800001) - SW	20-Nov-12	Barium-140	-4.31E-01	2.78E+00	1.67E+00	pCi/L
OUT Plant Outfall(316870001) - SW	11-Dec-12	Barium-140	2.16E+00	3.47E+00	2.55E+00	pCi/L
OUT Plant Outfall(294583001) - SW	17-Jan-12	Cesium-134	1.53E+00	2.90E+00	1.81E+00	pCi/L
OUT Plant Outfall(296444001) - SW	21-Feb-12	Cesium-134	1.07E+00	2.73E+00	1.65E+00	pCi/L
OUT Plant Outfall(298315001) - SW	21-Mar-12	Cesium-134	1.91E-01	2.54E+00	1.52E+00	pCi/L
OUT Plant Outfall(303075001) - SW	17-Apr-12	Cesium-134	1.32E+00	2.67E+00	1.64E+00	pCi/L
OUT Plant Outfall(304317001) - SW	8-May-12	Cesium-134	6.32E-01	2.53E+00	1.50E+00	pCi/L
OUT Plant Outfall(306155001) - SW	11-Jun-12	Cesium-134	4.62E-01	2.35E+00	1.40E+00	pCi/L
OUT Plant Outfall(308030001) - SW	12-Jul-12	Cesium-134	-4.62E-01	2.13E+00	1.33E+00	pCi/L
OUT Plant Outfall(309901001) - SW	14-Aug-12	Cesium-134	1.27E-01	2.42E+00	1.45E+00	pCi/L
OUT Plant Outfall(311116001) - SW	10-Sep-12	Cesium-134	4.55E-01	2.55E+00	1.52E+00	pCi/L
OUT Plant Outfall(313872001) - SW	18-Oct-12	Cesium-134	-1.59E-01	2.18E+00	1.30E+00	pCi/L
OUT Plant Outfall(315800001) - SW	20-Nov-12	Cesium-134	2.64E-01	1.64E+00	9.49E-01	pCi/L
OUT Plant Outfall(316870001) - SW	11-Dec-12	Cesium-134	-9.62E-01	1.83E+00	1.21E+00	pCi/L
OUT Plant Outfall(294583001) - SW	17-Jan-12	Cesium-137	1.79E+00	2.57E+00	1.66E+00	pCi/L
OUT Plant Outfall(296444001) - SW	21-Feb-12	Cesium-137	-6.57E-01	2.26E+00	1.41E+00	pCi/L
OUT Plant Outfall(298315001) - SW	21-Mar-12	Cesium-137	4.25E-02	2.28E+00	1.35E+00	pCi/L
OUT Plant Outfall(303075001) - SW	17-Apr-12	Cesium-137	9.74E-01	2.41E+00	1.45E+00	pCi/L
OUT Plant Outfall(304317001) - SW	8-May-12	Cesium-137	-7.51E-01	1.97E+00	1.24E+00	pCi/L
OUT Plant Outfall(306155001) - SW	11-Jun-12	Cesium-137	-1.72E+00	2.31E+00	2.55E+00	pCi/L
OUT Plant Outfall(308030001) - SW	12-Jul-12	Cesium-137	5.10E-01	1.89E+00	2.22E+00	pCi/L
OUT Plant Outfall(309901001) - SW	14-Aug-12	Cesium-137	1.15E+00	2.01E+00	1.66E+00	pCi/L
OUT Plant Outfall(311116001) - SW	10-Sep-12	Cesium-137	-2.80E-01	2.18E+00	1.32E+00	pCi/L
OUT Plant Outfall(313872001) - SW	18-Oct-12	Cesium-137	3.66E-01	1.98E+00	1.15E+00	pCi/L
OUT Plant Outfall(315800001) - SW	20-Nov-12	Cesium-137	5.20E-01	1.74E+00	1.06E+00	pCi/L
OUT Plant Outfall(316870001) - SW	11-Dec-12	Cesium-137	8.64E-01	1.72E+00	1.07E+00	pCi/L
OUT Plant Outfall(294583001) - SW	17-Jan-12	Cobalt-58	1.41E+00	2.43E+00	1.53E+00	pCi/L

2012 DCPD Analysis Results Appendix C

OUT Plant Outfall(296444001) - SW	21-Feb-12	Cobalt-58	4.78E-01	2.06E+00	1.23E+00	pCi/L
OUT Plant Outfall(298315001) - SW	21-Mar-12	Cobalt-58	2.96E-02	2.06E+00	1.24E+00	pCi/L
OUT Plant Outfall(303075001) - SW	17-Apr-12	Cobalt-58	4.78E-01	2.24E+00	1.34E+00	pCi/L
OUT Plant Outfall(304317001) - SW	8-May-12	Cobalt-58	1.28E+00	2.14E+00	1.34E+00	pCi/L
OUT Plant Outfall(306155001) - SW	11-Jun-12	Cobalt-58	7.59E-01	1.93E+00	1.16E+00	pCi/L
OUT Plant Outfall(308030001) - SW	12-Jul-12	Cobalt-58	4.10E-02	1.80E+00	1.09E+00	pCi/L
OUT Plant Outfall(309901001) - SW	14-Aug-12	Cobalt-58	1.57E+00	2.28E+00	1.48E+00	pCi/L
OUT Plant Outfall(311116001) - SW	10-Sep-12	Cobalt-58	2.68E-01	1.99E+00	1.19E+00	pCi/L
OUT Plant Outfall(313872001) - SW	18-Oct-12	Cobalt-58	-1.01E+00	1.86E+00	1.25E+00	pCi/L
OUT Plant Outfall(315800001) - SW	20-Nov-12	Cobalt-58	-1.01E+00	1.54E+00	1.06E+00	pCi/L
OUT Plant Outfall(316870001) - SW	11-Dec-12	Cobalt-58	-1.05E+00	1.72E+00	1.18E+00	pCi/L
OUT Plant Outfall(294583001) - SW	17-Jan-12	Cobalt-60	-7.81E-01	2.32E+00	1.50E+00	pCi/L
OUT Plant Outfall(296444001) - SW	21-Feb-12	Cobalt-60	2.44E-03	2.41E+00	1.44E+00	pCi/L
OUT Plant Outfall(298315001) - SW	21-Mar-12	Cobalt-60	-1.30E-01	2.40E+00	1.45E+00	pCi/L
OUT Plant Outfall(303075001) - SW	17-Apr-12	Cobalt-60	-1.36E-01	2.26E+00	1.37E+00	pCi/L
OUT Plant Outfall(304317001) - SW	8-May-12	Cobalt-60	1.19E+00	2.36E+00	1.42E+00	pCi/L
OUT Plant Outfall(306155001) - SW	11-Jun-12	Cobalt-60	7.32E-01	2.22E+00	1.31E+00	pCi/L
OUT Plant Outfall(308030001) - SW	12-Jul-12	Cobalt-60	5.26E-01	2.19E+00	1.30E+00	pCi/L
OUT Plant Outfall(309901001) - SW	14-Aug-12	Cobalt-60	3.09E-01	2.13E+00	1.25E+00	pCi/L
OUT Plant Outfall(311116001) - SW	10-Sep-12	Cobalt-60	1.05E+00	2.18E+00	1.31E+00	pCi/L
OUT Plant Outfall(313872001) - SW	18-Oct-12	Cobalt-60	2.58E-01	1.91E+00	1.10E+00	pCi/L
OUT Plant Outfall(315800001) - SW	20-Nov-12	Cobalt-60	6.57E-01	1.65E+00	9.87E-01	pCi/L
OUT Plant Outfall(316870001) - SW	11-Dec-12	Cobalt-60	5.11E-01	1.88E+00	1.15E+00	pCi/L
OUT Plant Outfall(294583001) - SW	17-Jan-12	Iodine-131	3.04E-01	4.15E+00	2.48E+00	pCi/L
OUT Plant Outfall(296444001) - SW	21-Feb-12	Iodine-131	5.14E-01	3.09E+00	1.85E+00	pCi/L
OUT Plant Outfall(298315001) - SW	21-Mar-12	Iodine-131	-1.88E+00	4.10E+00	2.71E+00	pCi/L
OUT Plant Outfall(303075001) - SW	17-Apr-12	Iodine-131	-1.47E+00	4.14E+00	2.66E+00	pCi/L
OUT Plant Outfall(304317001) - SW	8-May-12	Iodine-131	1.70E+00	4.02E+00	2.44E+00	pCi/L
OUT Plant Outfall(306155001) - SW	11-Jun-12	Iodine-131	1.06E+00	3.56E+00	2.14E+00	pCi/L
OUT Plant Outfall(308030001) - SW	12-Jul-12	Iodine-131	4.49E-01	3.73E+00	2.26E+00	pCi/L
OUT Plant Outfall(309901001) - SW	14-Aug-12	Iodine-131	-3.90E-01	4.34E+00	2.66E+00	pCi/L
OUT Plant Outfall(311116001) - SW	10-Sep-12	Iodine-131	1.64E+00	3.12E+00	1.99E+00	pCi/L
OUT Plant Outfall(313872001) - SW	18-Oct-12	Iodine-131	-1.49E+00	3.76E+00	2.40E+00	pCi/L
OUT Plant Outfall(315800001) - SW	20-Nov-12	Iodine-131	-2.92E-01	4.05E+00	2.41E+00	pCi/L
OUT Plant Outfall(316870001) - SW	11-Dec-12	Iodine-131	1.68E+00	3.90E+00	2.35E+00	pCi/L
OUT Plant Outfall(294583001) - SW	17-Jan-12	Iron-55	-2.69E+01	1.50E+02	9.68E+01	pCi/L
OUT Plant Outfall(296444001) - SW	21-Feb-12	Iron-55	-6.39E+01	1.31E+02	8.35E+01	pCi/L
OUT Plant Outfall(298315001) - SW	21-Mar-12	Iron-55	9.75E+01	1.13E+02	8.47E+01	pCi/L
OUT Plant Outfall(303075001) - SW	17-Apr-12	Iron-55	5.69E+00	1.62E+02	1.15E+02	pCi/L
OUT Plant Outfall(304317001) - SW	8-May-12	Iron-55	4.54E+01	1.54E+02	1.07E+02	pCi/L
OUT Plant Outfall(306155001) - SW	11-Jun-12	Iron-55	-1.83E+01	1.16E+02	7.68E+01	pCi/L
OUT Plant Outfall(308030001) - SW	12-Jul-12	Iron-55	-1.54E+01	1.19E+02	7.84E+01	pCi/L
OUT Plant Outfall(309901001) - SW	14-Aug-12	Iron-55	-8.39E+00	9.03E+01	6.75E+01	pCi/L
OUT Plant Outfall(311116001) - SW	10-Sep-12	Iron-55	2.12E+01	1.49E+02	1.04E+02	pCi/L

2012 DCPD Analysis Results Appendix C

OUT Plant Outfall(313872001) - SW	18-Oct-12	Iron-55	7.70E+00	1.25E+02	9.27E+01	pCi/L
OUT Plant Outfall(315800001) - SW	20-Nov-12	Iron-55	-1.81E+01	1.67E+02	1.19E+02	pCi/L
OUT Plant Outfall(316870001) - SW	11-Dec-12	Iron-55	6.77E+01	1.40E+02	1.00E+02	pCi/L
OUT Plant Outfall(294583001) - SW	17-Jan-12	Iron-59	1.37E+00	4.75E+00	2.80E+00	pCi/L
OUT Plant Outfall(296444001) - SW	21-Feb-12	Iron-59	1.16E+00	4.21E+00	2.46E+00	pCi/L
OUT Plant Outfall(298315001) - SW	21-Mar-12	Iron-59	-1.77E+00	4.27E+00	2.78E+00	pCi/L
OUT Plant Outfall(303075001) - SW	17-Apr-12	Iron-59	-7.97E-01	4.42E+00	2.69E+00	pCi/L
OUT Plant Outfall(304317001) - SW	8-May-12	Iron-59	-5.58E-01	4.22E+00	2.52E+00	pCi/L
OUT Plant Outfall(306155001) - SW	11-Jun-12	Iron-59	2.05E-01	4.31E+00	2.52E+00	pCi/L
OUT Plant Outfall(308030001) - SW	12-Jul-12	Iron-59	-3.23E-01	3.87E+00	2.32E+00	pCi/L
OUT Plant Outfall(309901001) - SW	14-Aug-12	Iron-59	1.64E+00	4.13E+00	2.44E+00	pCi/L
OUT Plant Outfall(311116001) - SW	10-Sep-12	Iron-59	-1.52E+00	3.30E+00	2.16E+00	pCi/L
OUT Plant Outfall(313872001) - SW	18-Oct-12	Iron-59	-3.63E-01	4.31E+00	2.63E+00	pCi/L
OUT Plant Outfall(315800001) - SW	20-Nov-12	Iron-59	-9.61E-01	3.43E+00	2.15E+00	pCi/L
OUT Plant Outfall(316870001) - SW	11-Dec-12	Iron-59	-2.58E-01	3.74E+00	2.27E+00	pCi/L
OUT Plant Outfall(294583001) - SW	17-Jan-12	Lanthanum-140	3.91E-01	3.61E+00	2.10E+00	pCi/L
OUT Plant Outfall(296444001) - SW	21-Feb-12	Lanthanum-140	-3.60E-01	2.91E+00	1.75E+00	pCi/L
OUT Plant Outfall(298315001) - SW	21-Mar-12	Lanthanum-140	-6.93E-01	3.54E+00	2.16E+00	pCi/L
OUT Plant Outfall(303075001) - SW	17-Apr-12	Lanthanum-140	-1.55E+00	3.39E+00	2.25E+00	pCi/L
OUT Plant Outfall(304317001) - SW	8-May-12	Lanthanum-140	1.01E-01	3.16E+00	1.89E+00	pCi/L
OUT Plant Outfall(306155001) - SW	11-Jun-12	Lanthanum-140	1.24E-01	3.09E+00	1.86E+00	pCi/L
OUT Plant Outfall(308030001) - SW	12-Jul-12	Lanthanum-140	-2.17E-01	3.19E+00	1.90E+00	pCi/L
OUT Plant Outfall(309901001) - SW	14-Aug-12	Lanthanum-140	-2.61E+00	2.80E+00	2.28E+00	pCi/L
OUT Plant Outfall(311116001) - SW	10-Sep-12	Lanthanum-140	3.60E-01	2.65E+00	1.57E+00	pCi/L
OUT Plant Outfall(313872001) - SW	18-Oct-12	Lanthanum-140	-1.26E+00	3.34E+00	2.17E+00	pCi/L
OUT Plant Outfall(315800001) - SW	20-Nov-12	Lanthanum-140	-4.31E-01	2.78E+00	1.67E+00	pCi/L
OUT Plant Outfall(316870001) - SW	11-Dec-12	Lanthanum-140	2.16E+00	3.47E+00	2.55E+00	pCi/L
OUT Plant Outfall(294583001) - SW	17-Jan-12	Manganese-54	-7.31E-01	2.03E+00	1.31E+00	pCi/L
OUT Plant Outfall(296444001) - SW	21-Feb-12	Manganese-54	7.69E-01	2.21E+00	1.33E+00	pCi/L
OUT Plant Outfall(298315001) - SW	21-Mar-12	Manganese-54	9.47E-02	2.16E+00	1.30E+00	pCi/L
OUT Plant Outfall(303075001) - SW	17-Apr-12	Manganese-54	1.23E+00	2.38E+00	1.48E+00	pCi/L
OUT Plant Outfall(304317001) - SW	8-May-12	Manganese-54	2.11E-01	1.99E+00	1.18E+00	pCi/L
OUT Plant Outfall(306155001) - SW	11-Jun-12	Manganese-54	6.57E-01	1.81E+00	1.09E+00	pCi/L
OUT Plant Outfall(308030001) - SW	12-Jul-12	Manganese-54	2.49E-01	1.82E+00	1.10E+00	pCi/L
OUT Plant Outfall(309901001) - SW	14-Aug-12	Manganese-54	1.21E+00	2.27E+00	1.42E+00	pCi/L
OUT Plant Outfall(311116001) - SW	10-Sep-12	Manganese-54	-8.06E-01	2.04E+00	1.33E+00	pCi/L
OUT Plant Outfall(313872001) - SW	18-Oct-12	Manganese-54	-5.08E-02	1.88E+00	1.11E+00	pCi/L
OUT Plant Outfall(315800001) - SW	20-Nov-12	Manganese-54	-4.90E-02	1.62E+00	9.47E-01	pCi/L
OUT Plant Outfall(316870001) - SW	11-Dec-12	Manganese-54	-3.92E-01	1.63E+00	9.97E-01	pCi/L
OUT Plant Outfall(294583001) - SW	17-Jan-12	Nickel-63	-1.28E+01	3.24E+01	1.90E+01	pCi/L
OUT Plant Outfall(296444001) - SW	21-Feb-12	Nickel-63	-4.00E+00	3.72E+01	2.21E+01	pCi/L
OUT Plant Outfall(298315001) - SW	21-Mar-12	Nickel-63	2.05E+01	3.46E+01	2.13E+01	pCi/L
OUT Plant Outfall(303075001) - SW	17-Apr-12	Nickel-63	1.07E+01	3.29E+01	2.00E+01	pCi/L
OUT Plant Outfall(304317001) - SW	8-May-12	Nickel-63	4.01E+00	3.18E+01	1.91E+01	pCi/L

2012 DCPD Analysis Results Appendix C

OUT Plant Outfall(306155001) - SW	11-Jun-12	Nickel-63	8.04E+00	3.10E+01	1.87E+01	pCi/L
OUT Plant Outfall(308030001) - SW	12-Jul-12	Nickel-63	-1.36E+00	3.00E+01	1.78E+01	pCi/L
OUT Plant Outfall(309901001) - SW	14-Aug-12	Nickel-63	2.08E+01	3.24E+01	2.03E+01	pCi/L
OUT Plant Outfall(311116001) - SW	10-Sep-12	Nickel-63	-1.09E+01	4.09E+01	2.41E+01	pCi/L
OUT Plant Outfall(313872001) - SW	18-Oct-12	Nickel-63	1.38E+01	2.25E+01	1.38E+01	pCi/L
OUT Plant Outfall(315800001) - SW	20-Nov-12	Nickel-63	6.64E+00	2.60E+01	1.57E+01	pCi/L
OUT Plant Outfall(316870001) - SW	11-Dec-12	Nickel-63	-2.03E+01	4.30E+01	2.52E+01	pCi/L
OUT Plant Outfall(294583001) - SW	17-Jan-12	Niobium-95	1.08E+00	2.38E+00	1.46E+00	pCi/L
OUT Plant Outfall(296444001) - SW	21-Feb-12	Niobium-95	4.31E-01	2.10E+00	1.25E+00	pCi/L
OUT Plant Outfall(298315001) - SW	21-Mar-12	Niobium-95	3.04E-01	2.22E+00	1.33E+00	pCi/L
OUT Plant Outfall(303075001) - SW	17-Apr-12	Niobium-95	6.48E-01	2.34E+00	1.40E+00	pCi/L
OUT Plant Outfall(304317001) - SW	8-May-12	Niobium-95	7.08E-01	2.08E+00	1.24E+00	pCi/L
OUT Plant Outfall(306155001) - SW	11-Jun-12	Niobium-95	8.86E-01	2.03E+00	1.23E+00	pCi/L
OUT Plant Outfall(308030001) - SW	12-Jul-12	Niobium-95	3.01E-01	1.89E+00	1.13E+00	pCi/L
OUT Plant Outfall(309901001) - SW	14-Aug-12	Niobium-95	1.17E+00	2.14E+00	1.34E+00	pCi/L
OUT Plant Outfall(311116001) - SW	10-Sep-12	Niobium-95	4.68E-01	2.11E+00	1.26E+00	pCi/L
OUT Plant Outfall(313872001) - SW	18-Oct-12	Niobium-95	5.31E-01	2.08E+00	1.21E+00	pCi/L
OUT Plant Outfall(315800001) - SW	20-Nov-12	Niobium-95	1.18E+00	1.82E+00	1.13E+00	pCi/L
OUT Plant Outfall(316870001) - SW	11-Dec-12	Niobium-95	-1.75E+00	1.77E+00	1.77E+00	pCi/L
OUT Plant Outfall(294583001) - SW	17-Jan-12	Potassium-40	3.36E+02	2.02E+01	5.06E+01	pCi/L
OUT Plant Outfall(296444001) - SW	21-Feb-12	Potassium-40	3.89E+02	2.23E+01	5.07E+01	pCi/L
OUT Plant Outfall(298315001) - SW	21-Mar-12	Potassium-40	3.43E+02	1.98E+01	5.33E+01	pCi/L
OUT Plant Outfall(303075001) - SW	17-Apr-12	Potassium-40	3.32E+02	2.12E+01	5.04E+01	pCi/L
OUT Plant Outfall(304317001) - SW	8-May-12	Potassium-40	3.61E+02	1.80E+01	4.84E+01	pCi/L
OUT Plant Outfall(306155001) - SW	11-Jun-12	Potassium-40	3.45E+02	1.72E+01	4.89E+01	pCi/L
OUT Plant Outfall(308030001) - SW	12-Jul-12	Potassium-40	3.36E+02	1.77E+01	4.67E+01	pCi/L
OUT Plant Outfall(309901001) - SW	14-Aug-12	Potassium-40	3.47E+02	1.65E+01	5.08E+01	pCi/L
OUT Plant Outfall(311116001) - SW	10-Sep-12	Potassium-40	3.84E+02	1.68E+01	4.73E+01	pCi/L
OUT Plant Outfall(313872001) - SW	18-Oct-12	Potassium-40	3.18E+02	1.91E+01	4.34E+01	pCi/L
OUT Plant Outfall(315800001) - SW	20-Nov-12	Potassium-40	3.32E+02	1.29E+01	4.37E+01	pCi/L
OUT Plant Outfall(316870001) - SW	11-Dec-12	Potassium-40	3.76E+02	1.67E+01	5.02E+01	pCi/L
OUT Plant Outfall(294583001) - SW	17-Jan-12	Total Strontium	8.46E-01	2.28E+00	1.41E+00	pCi/L
OUT Plant Outfall(296444001) - SW	21-Feb-12	Total Strontium	-2.13E-02	3.97E+00	2.37E+00	pCi/L
OUT Plant Outfall(298315001) - SW	21-Mar-12	Total Strontium	-1.22E+00	4.40E+00	2.58E+00	pCi/L
OUT Plant Outfall(303075001) - SW	17-Apr-12	Total Strontium	9.18E-01	2.07E+00	1.28E+00	pCi/L
OUT Plant Outfall(304317001) - SW	8-May-12	Total Strontium	3.82E-01	4.21E+00	2.52E+00	pCi/L
OUT Plant Outfall(306155001) - SW	11-Jun-12	Total Strontium	-6.05E-01	2.14E+00	1.26E+00	pCi/L
OUT Plant Outfall(308030001) - SW	12-Jul-12	Total Strontium	-8.53E-01	1.41E+00	7.91E-01	pCi/L
OUT Plant Outfall(309901001) - SW	14-Aug-12	Total Strontium	-8.56E-01	3.78E+00	2.23E+00	pCi/L
OUT Plant Outfall(311116001) - SW	10-Sep-12	Total Strontium	-1.26E+00	2.76E+00	1.60E+00	pCi/L
OUT Plant Outfall(313872001) - SW	18-Oct-12	Total Strontium	-4.80E-01	1.11E+00	6.32E-01	pCi/L
OUT Plant Outfall(315800001) - SW	20-Nov-12	Total Strontium	-6.54E-01	1.68E+00	9.71E-01	pCi/L
OUT Plant Outfall(316870001) - SW	11-Dec-12	Total Strontium	-1.36E+00	3.26E+00	1.90E+00	pCi/L
OUT Plant Outfall(294583001) - SW	17-Jan-12	Tritium	-8.63E+01	2.58E+02	1.50E+02	pCi/L

2012 DCPD Analysis Results Appendix C

OUT Plant Outfall(296444001) - SW	21-Feb-12	Tritium	-1.14E+01	2.84E+02	1.68E+02	pCi/L
OUT Plant Outfall(298315001) - SW	21-Mar-12	Tritium	-1.15E+01	2.43E+02	1.44E+02	pCi/L
OUT Plant Outfall(303075001) - SW	17-Apr-12	Tritium	-2.67E+01	2.87E+02	1.70E+02	pCi/L
OUT Plant Outfall(304317001) - SW	8-May-12	Tritium	1.93E+01	2.86E+02	1.71E+02	pCi/L
OUT Plant Outfall(306155001) - SW	11-Jun-12	Tritium	-1.36E+02	2.69E+02	1.53E+02	pCi/L
OUT Plant Outfall(308030001) - SW	12-Jul-12	Tritium	1.18E+02	2.13E+02	1.34E+02	pCi/L
OUT Plant Outfall(309901001) - SW	14-Aug-12	Tritium	3.25E+01	2.51E+02	1.51E+02	pCi/L
OUT Plant Outfall(311116001) - SW	10-Sep-12	Tritium	1.03E+02	2.43E+02	1.51E+02	pCi/L
OUT Plant Outfall(313872001) - SW	18-Oct-12	Tritium	-1.22E+02	2.30E+02	1.31E+02	pCi/L
OUT Plant Outfall(315800001) - SW	20-Nov-12	Tritium	7.73E+01	2.44E+02	1.50E+02	pCi/L
OUT Plant Outfall(316870001) - SW	11-Dec-12	Tritium	5.11E+01	2.20E+02	1.34E+02	pCi/L
OUT Plant Outfall(294583001) - SW	17-Jan-12	Zinc-65	-6.16E+00	4.51E+00	4.18E+00	pCi/L
OUT Plant Outfall(296444001) - SW	21-Feb-12	Zinc-65	6.25E-01	4.66E+00	3.14E+00	pCi/L
OUT Plant Outfall(298315001) - SW	21-Mar-12	Zinc-65	-2.76E+00	4.70E+00	3.23E+00	pCi/L
OUT Plant Outfall(303075001) - SW	17-Apr-12	Zinc-65	-2.03E+00	4.89E+00	3.17E+00	pCi/L
OUT Plant Outfall(304317001) - SW	8-May-12	Zinc-65	-2.85E+00	4.36E+00	3.03E+00	pCi/L
OUT Plant Outfall(306155001) - SW	11-Jun-12	Zinc-65	-2.45E+00	4.04E+00	2.78E+00	pCi/L
OUT Plant Outfall(308030001) - SW	12-Jul-12	Zinc-65	-3.38E-01	4.28E+00	2.56E+00	pCi/L
OUT Plant Outfall(309901001) - SW	14-Aug-12	Zinc-65	-8.13E-01	4.02E+00	2.44E+00	pCi/L
OUT Plant Outfall(311116001) - SW	10-Sep-12	Zinc-65	-6.89E-01	3.87E+00	2.34E+00	pCi/L
OUT Plant Outfall(313872001) - SW	18-Oct-12	Zinc-65	-2.32E-02	4.23E+00	2.55E+00	pCi/L
OUT Plant Outfall(315800001) - SW	20-Nov-12	Zinc-65	-3.59E-01	3.40E+00	2.05E+00	pCi/L
OUT Plant Outfall(316870001) - SW	11-Dec-12	Zinc-65	-1.46E+00	3.42E+00	2.28E+00	pCi/L
OUT Plant Outfall(294583001) - SW	17-Jan-12	Zirconium-95	1.30E+00	4.08E+00	2.45E+00	pCi/L
OUT Plant Outfall(296444001) - SW	21-Feb-12	Zirconium-95	3.03E+00	4.09E+00	2.66E+00	pCi/L
OUT Plant Outfall(298315001) - SW	21-Mar-12	Zirconium-95	-1.03E+00	3.66E+00	2.32E+00	pCi/L
OUT Plant Outfall(303075001) - SW	17-Apr-12	Zirconium-95	-7.39E-01	3.66E+00	2.28E+00	pCi/L
OUT Plant Outfall(304317001) - SW	8-May-12	Zirconium-95	7.67E-01	3.50E+00	2.06E+00	pCi/L
OUT Plant Outfall(306155001) - SW	11-Jun-12	Zirconium-95	-5.82E-02	3.31E+00	1.98E+00	pCi/L
OUT Plant Outfall(308030001) - SW	12-Jul-12	Zirconium-95	1.96E-02	3.30E+00	1.99E+00	pCi/L
OUT Plant Outfall(309901001) - SW	14-Aug-12	Zirconium-95	-2.76E-03	3.63E+00	2.18E+00	pCi/L
OUT Plant Outfall(311116001) - SW	10-Sep-12	Zirconium-95	1.29E+00	3.56E+00	2.15E+00	pCi/L
OUT Plant Outfall(313872001) - SW	18-Oct-12	Zirconium-95	-3.82E-01	3.39E+00	2.02E+00	pCi/L
OUT Plant Outfall(315800001) - SW	20-Nov-12	Zirconium-95	7.81E-01	3.04E+00	1.76E+00	pCi/L
OUT Plant Outfall(316870001) - SW	11-Dec-12	Zirconium-95	6.73E-01	3.16E+00	1.83E+00	pCi/L

OW1 Observation Well 01 - Groundwater

Sample Name	Date Collected	Nuclide	Result	MDC	2 Sigma TPU	Units
OW1 Observation Well 01(298009002) - GW	13-Mar-12	BETA	7.17E+00	3.27E+00	2.65E+00	pCi/L
OW1 Observation Well 01(305415002) - GW	29-May-12	BETA	2.77E+01	5.01E+00	5.94E+00	pCi/L
OW1 Observation Well 01(311489002) - GW	12-Sep-12	BETA	8.16E+00	3.55E+00	2.85E+00	pCi/L
OW1 Observation Well 01(315689001) - GW	14-Nov-12	BETA	1.42E+01	3.19E+00	3.44E+00	pCi/L
OW1 Observation Well 01(298009002) - GW	13-Mar-12	Barium-140	2.27E-01	4.19E+00	2.44E+00	pCi/L
OW1 Observation Well 01(305415002) - GW	29-May-12	Barium-140	7.55E-01	3.33E+00	1.93E+00	pCi/L

2012 DCPD Analysis Results Appendix C

OW1 Observation Well 01(311489002) - GW	12-Sep-12	Barium-140	9.42E-01	2.95E+00	1.72E+00	pCi/L
OW1 Observation Well 01(315689001) - GW	14-Nov-12	Barium-140	1.17E+00	4.36E+00	2.51E+00	pCi/L
OW1 Observation Well 01(298009002) - GW	13-Mar-12	Cesium-134	-1.05E+00	2.39E+00	1.59E+00	pCi/L
OW1 Observation Well 01(305415002) - GW	29-May-12	Cesium-134	1.40E+00	2.28E+00	1.45E+00	pCi/L
OW1 Observation Well 01(311489002) - GW	12-Sep-12	Cesium-134	1.06E+00	1.86E+00	1.14E+00	pCi/L
OW1 Observation Well 01(315689001) - GW	14-Nov-12	Cesium-134	6.43E-01	2.12E+00	1.27E+00	pCi/L
OW1 Observation Well 01(298009002) - GW	13-Mar-12	Cesium-137	-1.41E-01	2.07E+00	1.24E+00	pCi/L
OW1 Observation Well 01(305415002) - GW	29-May-12	Cesium-137	-7.06E-01	1.93E+00	1.24E+00	pCi/L
OW1 Observation Well 01(311489002) - GW	12-Sep-12	Cesium-137	2.39E-01	1.63E+00	9.46E-01	pCi/L
OW1 Observation Well 01(315689001) - GW	14-Nov-12	Cesium-137	4.01E-01	2.11E+00	1.25E+00	pCi/L
OW1 Observation Well 01(298009002) - GW	13-Mar-12	Cobalt-58	-2.43E-01	2.09E+00	1.29E+00	pCi/L
OW1 Observation Well 01(305415002) - GW	29-May-12	Cobalt-58	-1.53E+00	1.77E+00	1.37E+00	pCi/L
OW1 Observation Well 01(311489002) - GW	12-Sep-12	Cobalt-58	-5.78E-01	1.37E+00	8.91E-01	pCi/L
OW1 Observation Well 01(315689001) - GW	14-Nov-12	Cobalt-58	-6.79E-01	1.89E+00	1.24E+00	pCi/L
OW1 Observation Well 01(298009002) - GW	13-Mar-12	Cobalt-60	-6.35E-01	2.28E+00	1.46E+00	pCi/L
OW1 Observation Well 01(305415002) - GW	29-May-12	Cobalt-60	1.36E+00	1.99E+00	1.26E+00	pCi/L
OW1 Observation Well 01(311489002) - GW	12-Sep-12	Cobalt-60	8.33E-01	1.79E+00	1.06E+00	pCi/L
OW1 Observation Well 01(315689001) - GW	14-Nov-12	Cobalt-60	-3.12E-01	2.13E+00	1.32E+00	pCi/L
OW1 Observation Well 01(298009002) - GW	13-Mar-12	Iodine-131	-2.08E+00	4.50E+00	2.98E+00	pCi/L
OW1 Observation Well 01(305415002) - GW	29-May-12	Iodine-131	-2.17E-01	4.18E+00	2.44E+00	pCi/L
OW1 Observation Well 01(311489002) - GW	12-Sep-12	Iodine-131	8.27E-01	3.21E+00	1.92E+00	pCi/L
OW1 Observation Well 01(315689001) - GW	14-Nov-12	Iodine-131	3.85E-01	4.91E+00	2.97E+00	pCi/L
OW1 Observation Well 01(298009002) - GW	13-Mar-12	Iron-55	-1.81E+01	1.04E+02	7.22E+01	pCi/L
OW1 Observation Well 01(305415002) - GW	29-May-12	Iron-55	4.42E+00	1.87E+02	1.34E+02	pCi/L
OW1 Observation Well 01(311489002) - GW	12-Sep-12	Iron-55	-4.14E+01	1.18E+02	8.04E+01	pCi/L
OW1 Observation Well 01(315689001) - GW	14-Nov-12	Iron-55	3.59E+01	1.18E+02	8.49E+01	pCi/L
OW1 Observation Well 01(298009002) - GW	13-Mar-12	Iron-59	1.64E+00	4.78E+00	2.82E+00	pCi/L
OW1 Observation Well 01(305415002) - GW	29-May-12	Iron-59	-1.24E+00	3.47E+00	2.22E+00	pCi/L
OW1 Observation Well 01(311489002) - GW	12-Sep-12	Iron-59	-1.92E-01	3.22E+00	1.96E+00	pCi/L
OW1 Observation Well 01(315689001) - GW	14-Nov-12	Iron-59	1.20E-01	4.43E+00	2.62E+00	pCi/L
OW1 Observation Well 01(298009002) - GW	13-Mar-12	Lanthanum-140	2.27E-01	4.19E+00	2.44E+00	pCi/L
OW1 Observation Well 01(305415002) - GW	29-May-12	Lanthanum-140	7.55E-01	3.33E+00	1.93E+00	pCi/L
OW1 Observation Well 01(311489002) - GW	12-Sep-12	Lanthanum-140	9.42E-01	2.95E+00	1.72E+00	pCi/L
OW1 Observation Well 01(315689001) - GW	14-Nov-12	Lanthanum-140	1.17E+00	4.36E+00	2.51E+00	pCi/L
OW1 Observation Well 01(298009002) - GW	13-Mar-12	Manganese-54	2.16E-01	2.06E+00	1.24E+00	pCi/L
OW1 Observation Well 01(305415002) - GW	29-May-12	Manganese-54	3.11E-01	1.83E+00	1.06E+00	pCi/L
OW1 Observation Well 01(311489002) - GW	12-Sep-12	Manganese-54	6.30E-02	1.44E+00	8.49E-01	pCi/L
OW1 Observation Well 01(315689001) - GW	14-Nov-12	Manganese-54	1.64E-01	1.77E+00	1.07E+00	pCi/L
OW1 Observation Well 01(298009002) - GW	13-Mar-12	Nickel-63	-6.59E+00	1.78E+01	1.05E+01	pCi/L
OW1 Observation Well 01(305415002) - GW	29-May-12	Nickel-63	3.24E+01	3.37E+01	2.15E+01	pCi/L
OW1 Observation Well 01(311489002) - GW	12-Sep-12	Nickel-63	1.52E+01	3.47E+01	2.12E+01	pCi/L
OW1 Observation Well 01(315689001) - GW	14-Nov-12	Nickel-63	1.56E+01	3.41E+01	2.10E+01	pCi/L
OW1 Observation Well 01(298009002) - GW	13-Mar-12	Niobium-95	1.20E+00	2.48E+00	1.53E+00	pCi/L
OW1 Observation Well 01(305415002) - GW	29-May-12	Niobium-95	1.35E+00	2.09E+00	1.35E+00	pCi/L

2012 DCP Analysis Results Appendix C

OW1 Observation Well 01(311489002) - GW	12-Sep-12	Niobium-95	3.74E-01	1.66E+00	9.71E-01	pCi/L
OW1 Observation Well 01(315689001) - GW	14-Nov-12	Niobium-95	5.23E-01	2.14E+00	1.28E+00	pCi/L
OW1 Observation Well 01(298009002) - GW	13-Mar-12	Total Strontium	1.87E-02	1.65E-01	9.89E-02	pCi/L
OW1 Observation Well 01(305415002) - GW	29-May-12	Total Strontium	-1.07E-02	3.59E-01	2.14E-01	pCi/L
OW1 Observation Well 01(311489002) - GW	12-Sep-12	Total Strontium	1.72E-02	1.14E-01	6.90E-02	pCi/L
OW1 Observation Well 01(315689001) - GW	14-Nov-12	Total Strontium	-9.91E-02	1.76E-01	1.01E-01	pCi/L
OW1 Observation Well 01(298009002) - GW	13-Mar-12	Tritium	8.86E+02	2.45E+02	2.52E+02	pCi/L
OW1 Observation Well 01(305415002) - GW	29-May-12	Tritium	1.08E+03	2.31E+02	2.74E+02	pCi/L
OW1 Observation Well 01(311489002) - GW	12-Sep-12	Tritium	1.09E+03	1.22E+02	2.63E+02	pCi/L
OW1 Observation Well 01(315689001) - GW	14-Nov-12	Tritium	1.32E+03	3.09E+02	3.54E+02	pCi/L
OW1 Observation Well 01(298009002) - GW	13-Mar-12	Zinc-65	8.41E-01	3.94E+00	2.64E+00	pCi/L
OW1 Observation Well 01(305415002) - GW	29-May-12	Zinc-65	1.30E+00	3.68E+00	2.49E+00	pCi/L
OW1 Observation Well 01(311489002) - GW	12-Sep-12	Zinc-65	-2.37E+00	2.94E+00	2.25E+00	pCi/L
OW1 Observation Well 01(315689001) - GW	14-Nov-12	Zinc-65	-4.45E+00	3.72E+00	3.30E+00	pCi/L
OW1 Observation Well 01(298009002) - GW	13-Mar-12	Zirconium-95	-9.62E-01	3.51E+00	2.23E+00	pCi/L
OW1 Observation Well 01(305415002) - GW	29-May-12	Zirconium-95	1.67E-01	3.36E+00	2.03E+00	pCi/L
OW1 Observation Well 01(311489002) - GW	12-Sep-12	Zirconium-95	8.27E-01	2.92E+00	1.71E+00	pCi/L
OW1 Observation Well 01(315689001) - GW	14-Nov-12	Zirconium-95	-1.52E+00	3.48E+00	2.31E+00	pCi/L

OW2 Observation Well 02 - Groundwater

Sample Name	Date Collected	Nuclide	Result	MDC	2 Sigma TPU	Units
OW2 Observation Well 02(298009003) - GW	13-Mar-12	Tritium	1.51E+03	2.48E+02	3.59E+02	pCi/L
OW2 Observation Well 02(305415003) - GW	29-May-12	Tritium	1.45E+03	2.31E+02	3.39E+02	pCi/L
OW2 Observation Well 02(311489003) - GW	12-Sep-12	Tritium	1.48E+03	1.24E+02	3.38E+02	pCi/L
OW2 Observation Well 02(315689002) - GW	14-Nov-12	Tritium	1.34E+03	5.09E+02	4.51E+02	pCi/L

PMO Pismo Beach - Beach Sand

Sample Name	Date Collected	Nuclide	Result	MDC	2 Sigma TPU	Units
PMO Pismo Beach(298160003) - SD	19-Mar-12	Cesium-134	2.88E+01	6.94E+01	3.84E+01	pCi/kg
PMO Pismo Beach(310597003) - SD	27-Aug-12	Cesium-134	1.52E+01	7.70E+01	4.26E+01	pCi/kg
PMO Pismo Beach(298160003) - SD	19-Mar-12	Cesium-137	1.32E+01	6.02E+01	3.30E+01	pCi/kg
PMO Pismo Beach(310597003) - SD	27-Aug-12	Cesium-137	4.41E+01	7.17E+01	4.21E+01	pCi/kg
PMO Pismo Beach(298160003) - SD	19-Mar-12	Iron-55	-1.05E+04	1.34E+04	8.68E+03	pCi/kg
PMO Pismo Beach(310597003) - SD	27-Aug-12	Iron-55	-1.48E+03	1.46E+04	1.08E+04	pCi/kg
PMO Pismo Beach(298160003) - SD	19-Mar-12	Lead-212	4.15E+02	7.54E+01	9.96E+01	pCi/kg
PMO Pismo Beach(298160003) - SD	19-Mar-12	Lead-214	4.51E+02	1.05E+02	1.40E+02	pCi/kg
PMO Pismo Beach(310597003) - SD	27-Aug-12	Lead-214	4.27E+02	1.05E+02	1.70E+02	pCi/kg
PMO Pismo Beach(298160003) - SD	19-Mar-12	Nickel-63	-2.64E+02	2.85E+03	1.69E+03	pCi/kg
PMO Pismo Beach(310597003) - SD	27-Aug-12	Nickel-63	-1.19E+03	2.22E+03	1.29E+03	pCi/kg
PMO Pismo Beach(298160003) - SD	19-Mar-12	Potassium-40	2.33E+04	2.60E+02	2.65E+03	pCi/kg
PMO Pismo Beach(310597003) - SD	27-Aug-12	Potassium-40	2.41E+04	5.01E+02	3.03E+03	pCi/kg
PMO Pismo Beach(310597003) - SD	27-Aug-12	Thallium-208	1.60E+02	5.59E+01	5.21E+01	pCi/kg
PMO Pismo Beach(298160003) - SD	19-Mar-12	Total Strontium	-3.11E+02	1.13E+03	6.31E+02	pCi/kg
PMO Pismo Beach(310597003) - SD	27-Aug-12	Total Strontium	2.10E+02	6.70E+02	4.25E+02	pCi/kg

2012 DCPD Analysis Results Appendix C

PON Pacific Ocean North of Diablo Cove - Aquatic Vegetation Kelp

Sample Name	Date Collected	Nuclide	Result	MDC	2 Sigma TPU	Units
PON Pacific Ocean North of Diablo Cove(294535003) - AV Kelp	17-Jan-12	Cesium-134	-4.05E+00	1.60E+01	1.02E+01	pCi/kg
PON Pacific Ocean North of Diablo Cove(303292003) - AV Kelp	23-Apr-12	Cesium-134	4.55E+00	1.35E+01	8.00E+00	pCi/kg
PON Pacific Ocean North of Diablo Cove(308582003) - AV Kelp	12-Jul-12	Cesium-134	8.36E+00	2.13E+01	1.26E+01	pCi/kg
PON Pacific Ocean North of Diablo Cove(313869004) - AV Kelp	18-Oct-12	Cesium-134	2.81E+00	9.36E+00	5.45E+00	pCi/kg
PON Pacific Ocean North of Diablo Cove(294535003) - AV Kelp	17-Jan-12	Cesium-137	-7.82E-01	1.36E+01	8.19E+00	pCi/kg
PON Pacific Ocean North of Diablo Cove(303292003) - AV Kelp	23-Apr-12	Cesium-137	8.53E-01	1.16E+01	7.20E+00	pCi/kg
PON Pacific Ocean North of Diablo Cove(308582003) - AV Kelp	12-Jul-12	Cesium-137	1.29E+00	1.64E+01	9.53E+00	pCi/kg
PON Pacific Ocean North of Diablo Cove(313869004) - AV Kelp	18-Oct-12	Cesium-137	2.57E-01	7.64E+00	4.64E+00	pCi/kg
PON Pacific Ocean North of Diablo Cove(294535003) - AV Kelp	17-Jan-12	Cobalt-58	-2.97E+00	1.42E+01	8.95E+00	pCi/kg
PON Pacific Ocean North of Diablo Cove(303292003) - AV Kelp	23-Apr-12	Cobalt-58	-3.17E+00	9.60E+00	6.19E+00	pCi/kg
PON Pacific Ocean North of Diablo Cove(308582003) - AV Kelp	12-Jul-12	Cobalt-58	4.35E+00	1.89E+01	1.10E+01	pCi/kg
PON Pacific Ocean North of Diablo Cove(313869004) - AV Kelp	18-Oct-12	Cobalt-58	-1.08E+00	7.92E+00	4.72E+00	pCi/kg
PON Pacific Ocean North of Diablo Cove(294535003) - AV Kelp	17-Jan-12	Cobalt-60	2.12E+00	1.74E+01	1.03E+01	pCi/kg
PON Pacific Ocean North of Diablo Cove(303292003) - AV Kelp	23-Apr-12	Cobalt-60	2.59E-01	1.26E+01	7.46E+00	pCi/kg
PON Pacific Ocean North of Diablo Cove(308582003) - AV Kelp	12-Jul-12	Cobalt-60	-7.13E+00	1.67E+01	1.11E+01	pCi/kg
PON Pacific Ocean North of Diablo Cove(313869004) - AV Kelp	18-Oct-12	Cobalt-60	2.35E+00	9.46E+00	5.61E+00	pCi/kg
PON Pacific Ocean North of Diablo Cove(294535003) - AV Kelp	17-Jan-12	Potassium-40	1.54E+04	1.23E+02	1.39E+03	pCi/kg
PON Pacific Ocean North of Diablo Cove(303292003) - AV Kelp	23-Apr-12	Potassium-40	1.23E+04	8.58E+01	1.14E+03	pCi/kg
PON Pacific Ocean North of Diablo Cove(308582003) - AV Kelp	12-Jul-12	Potassium-40	1.72E+04	1.56E+02	1.57E+03	pCi/kg
PON Pacific Ocean North of Diablo Cove(313869004) - AV Kelp	18-Oct-12	Potassium-40	1.21E+04	5.87E+01	1.08E+03	pCi/kg

PON Pacific Ocean North of Diablo Cove - Fish Perch

Sample Name	Date Collected	Nuclide	Result	MDC	2 Sigma TPU	Units
PON Pacific Ocean North of Diablo Cove(298020005) - FH Perch	9-Mar-12	Cesium-134	2.64E-01	6.48E+00	3.78E+00	pCi/kg
PON Pacific Ocean North of Diablo Cove(305625005) - FH Perch	1-Jun-12	Cesium-134	2.75E+00	1.40E+01	8.31E+00	pCi/kg
PON Pacific Ocean North of Diablo Cove(310465005) - FH Perch	22-Aug-12	Cesium-134	6.77E-01	6.73E+00	3.92E+00	pCi/kg
PON Pacific Ocean North of Diablo Cove(315933005) - FH Perch	20-Nov-12	Cesium-134	-1.04E-01	4.32E+00	2.55E+00	pCi/kg
PON Pacific Ocean North of Diablo Cove(298020005) - FH Perch	9-Mar-12	Cesium-137	3.15E+00	5.31E+00	3.37E+00	pCi/kg
PON Pacific Ocean North of Diablo Cove(305625005) - FH Perch	1-Jun-12	Cesium-137	1.62E+00	1.08E+01	6.30E+00	pCi/kg
PON Pacific Ocean North of Diablo Cove(310465005) - FH Perch	22-Aug-12	Cesium-137	1.89E+00	5.74E+00	3.49E+00	pCi/kg
PON Pacific Ocean North of Diablo Cove(315933005) - FH Perch	20-Nov-12	Cesium-137	3.97E+00	4.87E+00	3.19E+00	pCi/kg
PON Pacific Ocean North of Diablo Cove(298020005) - FH Perch	9-Mar-12	Cobalt-58	-1.64E+00	6.03E+00	3.70E+00	pCi/kg
PON Pacific Ocean North of Diablo Cove(305625005) - FH Perch	1-Jun-12	Cobalt-58	6.41E-01	1.25E+01	7.49E+00	pCi/kg
PON Pacific Ocean North of Diablo Cove(310465005) - FH Perch	22-Aug-12	Cobalt-58	-1.36E+00	5.40E+00	3.31E+00	pCi/kg
PON Pacific Ocean North of Diablo Cove(315933005) - FH Perch	20-Nov-12	Cobalt-58	5.40E-01	4.32E+00	2.52E+00	pCi/kg
PON Pacific Ocean North of Diablo Cove(298020005) - FH Perch	9-Mar-12	Cobalt-60	-8.87E-01	5.13E+00	3.09E+00	pCi/kg
PON Pacific Ocean North of Diablo Cove(305625005) - FH Perch	1-Jun-12	Cobalt-60	-8.91E-01	1.23E+01	7.50E+00	pCi/kg
PON Pacific Ocean North of Diablo Cove(310465005) - FH Perch	22-Aug-12	Cobalt-60	2.77E+00	6.64E+00	3.92E+00	pCi/kg
PON Pacific Ocean North of Diablo Cove(315933005) - FH Perch	20-Nov-12	Cobalt-60	3.31E-01	5.05E+00	3.05E+00	pCi/kg
PON Pacific Ocean North of Diablo Cove(298020005) - FH Perch	9-Mar-12	Iron-59	6.06E+00	1.56E+01	9.45E+00	pCi/kg
PON Pacific Ocean North of Diablo Cove(305625005) - FH Perch	1-Jun-12	Iron-59	-5.86E+00	2.92E+01	1.80E+01	pCi/kg

2012 DCPD Analysis Results Appendix C

PON Pacific Ocean North of Diablo Cove(310465005) - FH Perch	22-Aug-12	Iron-59	-5.60E+00	1.41E+01	9.19E+00	pCi/kg
PON Pacific Ocean North of Diablo Cove(315933005) - FH Perch	20-Nov-12	Iron-59	-5.38E+00	1.07E+01	7.25E+00	pCi/kg
PON Pacific Ocean North of Diablo Cove(298020005) - FH Perch	9-Mar-12	Manganese-54	8.55E-01	5.46E+00	3.19E+00	pCi/kg
PON Pacific Ocean North of Diablo Cove(305625005) - FH Perch	1-Jun-12	Manganese-54	1.18E+00	1.18E+01	7.06E+00	pCi/kg
PON Pacific Ocean North of Diablo Cove(310465005) - FH Perch	22-Aug-12	Manganese-54	2.83E+00	5.38E+00	3.29E+00	pCi/kg
PON Pacific Ocean North of Diablo Cove(315933005) - FH Perch	20-Nov-12	Manganese-54	-1.42E+00	4.23E+00	2.67E+00	pCi/kg
PON Pacific Ocean North of Diablo Cove(298020005) - FH Perch	9-Mar-12	Potassium-40	3.76E+03	4.05E+01	3.49E+02	pCi/kg
PON Pacific Ocean North of Diablo Cove(305625005) - FH Perch	1-Jun-12	Potassium-40	2.72E+03	9.31E+01	3.27E+02	pCi/kg
PON Pacific Ocean North of Diablo Cove(310465005) - FH Perch	22-Aug-12	Potassium-40	3.92E+03	4.83E+01	3.64E+02	pCi/kg
PON Pacific Ocean North of Diablo Cove(315933005) - FH Perch	20-Nov-12	Potassium-40	3.44E+03	3.85E+01	3.19E+02	pCi/kg
PON Pacific Ocean North of Diablo Cove(298020005) - FH Perch	9-Mar-12	Zinc-65	-7.71E+00	1.17E+01	8.33E+00	pCi/kg
PON Pacific Ocean North of Diablo Cove(305625005) - FH Perch	1-Jun-12	Zinc-65	-3.42E+00	2.66E+01	1.61E+01	pCi/kg
PON Pacific Ocean North of Diablo Cove(310465005) - FH Perch	22-Aug-12	Zinc-65	-7.56E+00	1.30E+01	9.03E+00	pCi/kg
PON Pacific Ocean North of Diablo Cove(315933005) - FH Perch	20-Nov-12	Zinc-65	-4.04E+00	1.02E+01	6.68E+00	pCi/kg

PON Pacific Ocean North of Diablo Cove - Rockfish

Sample Name	Date Collected	Nuclide	Result	MDC	2 Sigma TPU	Units
PON Pacific Ocean North of Diablo Cove(298020006) - FH Rockfsh	9-Mar-12	Cesium-134	1.95E+00	4.82E+00	2.89E+00	pCi/kg
PON Pacific Ocean North of Diablo Cove(305625006) - FH Rockfsh	1-Jun-12	Cesium-134	3.37E+00	4.52E+00	2.92E+00	pCi/kg
PON Pacific Ocean North of Diablo Cove(310465006) - FH Rockfsh	22-Aug-12	Cesium-134	4.07E-01	5.27E+00	3.09E+00	pCi/kg
PON Pacific Ocean North of Diablo Cove(315933006) - FH Rockfsh	20-Nov-12	Cesium-134	1.06E+00	4.62E+00	2.73E+00	pCi/kg
PON Pacific Ocean North of Diablo Cove(298020006) - FH Rockfsh	9-Mar-12	Cesium-137	4.05E+00	4.32E+00	2.99E+00	pCi/kg
PON Pacific Ocean North of Diablo Cove(305625006) - FH Rockfsh	1-Jun-12	Cesium-137	7.60E+00	3.58E+00	3.74E+00	pCi/kg
PON Pacific Ocean North of Diablo Cove(310465006) - FH Rockfsh	22-Aug-12	Cesium-137	4.72E+00	5.07E+00	3.48E+00	pCi/kg
PON Pacific Ocean North of Diablo Cove(315933006) - FH Rockfsh	20-Nov-12	Cesium-137	3.18E+00	3.79E+00	3.50E+00	pCi/kg
PON Pacific Ocean North of Diablo Cove(298020006) - FH Rockfsh	9-Mar-12	Cobalt-58	-1.26E+00	4.22E+00	2.66E+00	pCi/kg
PON Pacific Ocean North of Diablo Cove(305625006) - FH Rockfsh	1-Jun-12	Cobalt-58	4.44E-01	4.20E+00	2.46E+00	pCi/kg
PON Pacific Ocean North of Diablo Cove(310465006) - FH Rockfsh	22-Aug-12	Cobalt-58	-2.58E+00	4.19E+00	2.90E+00	pCi/kg
PON Pacific Ocean North of Diablo Cove(315933006) - FH Rockfsh	20-Nov-12	Cobalt-58	1.79E+00	4.40E+00	2.64E+00	pCi/kg
PON Pacific Ocean North of Diablo Cove(298020006) - FH Rockfsh	9-Mar-12	Cobalt-60	2.38E+00	4.72E+00	2.83E+00	pCi/kg
PON Pacific Ocean North of Diablo Cove(305625006) - FH Rockfsh	1-Jun-12	Cobalt-60	4.39E+00	4.79E+00	3.22E+00	pCi/kg
PON Pacific Ocean North of Diablo Cove(310465006) - FH Rockfsh	22-Aug-12	Cobalt-60	5.75E-01	5.43E+00	3.77E+00	pCi/kg
PON Pacific Ocean North of Diablo Cove(315933006) - FH Rockfsh	20-Nov-12	Cobalt-60	-1.32E+00	3.99E+00	2.55E+00	pCi/kg
PON Pacific Ocean North of Diablo Cove(298020006) - FH Rockfsh	9-Mar-12	Iron-59	-2.89E+00	1.23E+01	7.74E+00	pCi/kg
PON Pacific Ocean North of Diablo Cove(305625006) - FH Rockfsh	1-Jun-12	Iron-59	-4.42E+00	1.05E+01	6.96E+00	pCi/kg
PON Pacific Ocean North of Diablo Cove(310465006) - FH Rockfsh	22-Aug-12	Iron-59	-2.62E+00	1.13E+01	7.10E+00	pCi/kg
PON Pacific Ocean North of Diablo Cove(315933006) - FH Rockfsh	20-Nov-12	Iron-59	1.17E+00	9.54E+00	5.50E+00	pCi/kg
PON Pacific Ocean North of Diablo Cove(298020006) - FH Rockfsh	9-Mar-12	Manganese-54	-2.77E-01	3.69E+00	2.23E+00	pCi/kg
PON Pacific Ocean North of Diablo Cove(305625006) - FH Rockfsh	1-Jun-12	Manganese-54	2.98E-01	3.60E+00	2.11E+00	pCi/kg
PON Pacific Ocean North of Diablo Cove(310465006) - FH Rockfsh	22-Aug-12	Manganese-54	1.71E+00	4.57E+00	2.72E+00	pCi/kg
PON Pacific Ocean North of Diablo Cove(315933006) - FH Rockfsh	20-Nov-12	Manganese-54	-5.68E-01	3.83E+00	2.35E+00	pCi/kg
PON Pacific Ocean North of Diablo Cove(298020006) - FH Rockfsh	9-Mar-12	Potassium-40	3.37E+03	3.14E+01	3.23E+02	pCi/kg
PON Pacific Ocean North of Diablo Cove(305625006) - FH Rockfsh	1-Jun-12	Potassium-40	3.33E+03	3.63E+01	3.21E+02	pCi/kg
PON Pacific Ocean North of Diablo Cove(310465006) - FH Rockfsh	22-Aug-12	Potassium-40	3.83E+03	3.94E+01	3.69E+02	pCi/kg

2012 DCPD Analysis Results Appendix C

PON Pacific Ocean North of Diablo Cove(315933006) - FH Rockfsh	20-Nov-12	Potassium-40	2.43E+03	3.19E+01	2.48E+02	pCi/kg
PON Pacific Ocean North of Diablo Cove(298020006) - FH Rockfsh	9-Mar-12	Zinc-65	-6.12E+00	9.22E+00	6.69E+00	pCi/kg
PON Pacific Ocean North of Diablo Cove(305625006) - FH Rockfsh	1-Jun-12	Zinc-65	-2.98E+00	9.89E+00	6.31E+00	pCi/kg
PON Pacific Ocean North of Diablo Cove(310465006) - FH Rockfsh	22-Aug-12	Zinc-65	-3.69E+00	1.09E+01	7.02E+00	pCi/kg
PON Pacific Ocean North of Diablo Cove(315933006) - FH Rockfsh	20-Nov-12	Zinc-65	-2.56E+00	1.02E+01	6.23E+00	pCi/kg

PON Pacific Ocean North of Diablo Cove - Intertidal Mussel

Sample Name	Date Collected	Nuclide	Result	MDC	2 Sigma TPU	Units
PON Pacific Ocean North of Diablo Cove(296446005) - IM	16-Feb-12	Cesium-134	-2.05E+00	1.05E+01	6.40E+00	pCi/kg
PON Pacific Ocean North of Diablo Cove(296446005) - IM	16-Feb-12	Cesium-137	3.28E+00	1.04E+01	6.30E+00	pCi/kg
PON Pacific Ocean North of Diablo Cove(296446005) - IM	16-Feb-12	Cobalt-58	-3.94E+00	8.76E+00	5.75E+00	pCi/kg
PON Pacific Ocean North of Diablo Cove(296446005) - IM	16-Feb-12	Cobalt-60	5.11E+00	1.05E+01	6.21E+00	pCi/kg
PON Pacific Ocean North of Diablo Cove(296446005) - IM	16-Feb-12	Iron-59	9.35E+00	2.07E+01	1.23E+01	pCi/kg
PON Pacific Ocean North of Diablo Cove(296446005) - IM	16-Feb-12	Manganese-54	-2.71E+00	8.33E+00	5.26E+00	pCi/kg
PON Pacific Ocean North of Diablo Cove(296446005) - IM	16-Feb-12	Potassium-40	9.11E+02	8.81E+01	1.84E+02	pCi/kg
PON Pacific Ocean North of Diablo Cove(296446005) - IM	16-Feb-12	Zinc-65	4.21E+00	2.30E+01	1.36E+01	pCi/kg

POS Pacific Ocean South of Diablo Cove - Aquatic Vegetation Kelp

Sample Name	Date Collected	Nuclide	Result	MDC	2 Sigma TPU	Units
POS Pacific Ocean South of Diablo Cove(294535004) - AV Kelp	17-Jan-12	Cesium-134	-3.26E+00	1.19E+01	7.59E+00	pCi/kg
POS Pacific Ocean South of Diablo Cove(303292004) - AV Kelp	23-Apr-12	Cesium-134	5.21E+00	1.76E+01	1.03E+01	pCi/kg
POS Pacific Ocean South of Diablo Cove(308582004) - AV Kelp	12-Jul-12	Cesium-134	3.00E-01	1.25E+01	7.53E+00	pCi/kg
POS Pacific Ocean South of Diablo Cove(313869003) - AV Kelp	18-Oct-12	Cesium-134	7.71E-02	8.88E+00	5.24E+00	pCi/kg
POS Pacific Ocean South of Diablo Cove(294535004) - AV Kelp	17-Jan-12	Cesium-137	-3.48E+00	9.60E+00	6.20E+00	pCi/kg
POS Pacific Ocean South of Diablo Cove(303292004) - AV Kelp	23-Apr-12	Cesium-137	-1.26E+00	1.55E+01	1.01E+01	pCi/kg
POS Pacific Ocean South of Diablo Cove(308582004) - AV Kelp	12-Jul-12	Cesium-137	-2.93E-01	1.16E+01	7.46E+00	pCi/kg
POS Pacific Ocean South of Diablo Cove(313869003) - AV Kelp	18-Oct-12	Cesium-137	3.19E+00	7.80E+00	4.60E+00	pCi/kg
POS Pacific Ocean South of Diablo Cove(294535004) - AV Kelp	17-Jan-12	Cobalt-58	-1.19E+00	1.05E+01	6.47E+00	pCi/kg
POS Pacific Ocean South of Diablo Cove(303292004) - AV Kelp	23-Apr-12	Cobalt-58	-2.88E+00	1.40E+01	8.55E+00	pCi/kg
POS Pacific Ocean South of Diablo Cove(308582004) - AV Kelp	12-Jul-12	Cobalt-58	-3.63E+00	1.16E+01	7.53E+00	pCi/kg
POS Pacific Ocean South of Diablo Cove(313869003) - AV Kelp	18-Oct-12	Cobalt-58	-2.32E+00	8.01E+00	5.00E+00	pCi/kg
POS Pacific Ocean South of Diablo Cove(294535004) - AV Kelp	17-Jan-12	Cobalt-60	4.34E+00	1.31E+01	7.80E+00	pCi/kg
POS Pacific Ocean South of Diablo Cove(303292004) - AV Kelp	23-Apr-12	Cobalt-60	-7.44E+00	1.45E+01	9.85E+00	pCi/kg
POS Pacific Ocean South of Diablo Cove(308582004) - AV Kelp	12-Jul-12	Cobalt-60	-1.62E+00	1.33E+01	8.16E+00	pCi/kg
POS Pacific Ocean South of Diablo Cove(313869003) - AV Kelp	18-Oct-12	Cobalt-60	1.60E+00	1.02E+01	5.90E+00	pCi/kg
POS Pacific Ocean South of Diablo Cove(294535004) - AV Kelp	17-Jan-12	Potassium-40	1.34E+04	7.28E+01	1.35E+03	pCi/kg
POS Pacific Ocean South of Diablo Cove(303292004) - AV Kelp	23-Apr-12	Potassium-40	1.41E+04	9.48E+01	1.31E+03	pCi/kg
POS Pacific Ocean South of Diablo Cove(308582004) - AV Kelp	12-Jul-12	Potassium-40	1.19E+04	8.96E+01	1.08E+03	pCi/kg
POS Pacific Ocean South of Diablo Cove(313869003) - AV Kelp	18-Oct-12	Potassium-40	1.44E+04	6.27E+01	1.33E+03	pCi/kg

POS Pacific Ocean South of Diablo Cove - Fish Perch

Sample Name	Date Collected	Nuclide	Result	MDC	2 Sigma TPU	Units
POS Pacific Ocean South of Diablo Cove(298020007) - FH Perch	9-Mar-12	Cesium-134	2.04E-02	5.18E+00	3.03E+00	pCi/kg
POS Pacific Ocean South of Diablo Cove(305625007) - FH Perch	4-Jun-12	Cesium-134	-1.21E+00	5.33E+00	3.30E+00	pCi/kg

2012 DCPP Analysis Results Appendix C

POS Pacific Ocean South of Diablo Cove(310465007) - FH Perch	22-Aug-12	Cesium-134	7.12E+00	2.59E+01	1.54E+01	pCi/kg
POS Pacific Ocean South of Diablo Cove(315933007) - FH Perch	20-Nov-12	Cesium-134	9.86E-01	4.77E+00	2.77E+00	pCi/kg
POS Pacific Ocean South of Diablo Cove(298020007) - FH Perch	9-Mar-12	Cesium-137	2.21E+00	4.70E+00	2.92E+00	pCi/kg
POS Pacific Ocean South of Diablo Cove(305625007) - FH Perch	4-Jun-12	Cesium-137	1.63E+00	4.74E+00	2.79E+00	pCi/kg
POS Pacific Ocean South of Diablo Cove(310465007) - FH Perch	22-Aug-12	Cesium-137	-8.72E+00	2.09E+01	1.32E+01	pCi/kg
POS Pacific Ocean South of Diablo Cove(315933007) - FH Perch	20-Nov-12	Cesium-137	4.49E+00	5.27E+00	3.49E+00	pCi/kg
POS Pacific Ocean South of Diablo Cove(298020007) - FH Perch	9-Mar-12	Cobalt-58	-2.43E-01	4.81E+00	2.83E+00	pCi/kg
POS Pacific Ocean South of Diablo Cove(305625007) - FH Perch	4-Jun-12	Cobalt-58	-2.52E+00	4.78E+00	3.23E+00	pCi/kg
POS Pacific Ocean South of Diablo Cove(310465007) - FH Perch	22-Aug-12	Cobalt-58	4.43E-02	2.17E+01	1.29E+01	pCi/kg
POS Pacific Ocean South of Diablo Cove(315933007) - FH Perch	20-Nov-12	Cobalt-58	-1.19E+00	4.74E+00	2.92E+00	pCi/kg
POS Pacific Ocean South of Diablo Cove(298020007) - FH Perch	9-Mar-12	Cobalt-60	-3.05E+00	4.73E+00	3.43E+00	pCi/kg
POS Pacific Ocean South of Diablo Cove(305625007) - FH Perch	4-Jun-12	Cobalt-60	-2.11E+00	5.16E+00	3.38E+00	pCi/kg
POS Pacific Ocean South of Diablo Cove(310465007) - FH Perch	22-Aug-12	Cobalt-60	1.35E+00	2.05E+01	1.21E+01	pCi/kg
POS Pacific Ocean South of Diablo Cove(315933007) - FH Perch	20-Nov-12	Cobalt-60	2.65E-01	5.14E+00	3.10E+00	pCi/kg
POS Pacific Ocean South of Diablo Cove(298020007) - FH Perch	9-Mar-12	Iron-59	-5.13E+00	1.32E+01	8.61E+00	pCi/kg
POS Pacific Ocean South of Diablo Cove(305625007) - FH Perch	4-Jun-12	Iron-59	-5.72E-01	1.30E+01	7.67E+00	pCi/kg
POS Pacific Ocean South of Diablo Cove(310465007) - FH Perch	22-Aug-12	Iron-59	-5.58E+00	4.49E+01	2.67E+01	pCi/kg
POS Pacific Ocean South of Diablo Cove(315933007) - FH Perch	20-Nov-12	Iron-59	-1.47E+00	1.23E+01	7.53E+00	pCi/kg
POS Pacific Ocean South of Diablo Cove(298020007) - FH Perch	9-Mar-12	Manganese-54	1.98E+00	4.44E+00	2.65E+00	pCi/kg
POS Pacific Ocean South of Diablo Cove(305625007) - FH Perch	4-Jun-12	Manganese-54	-7.57E-01	4.62E+00	2.83E+00	pCi/kg
POS Pacific Ocean South of Diablo Cove(310465007) - FH Perch	22-Aug-12	Manganese-54	-2.82E+00	1.98E+01	1.20E+01	pCi/kg
POS Pacific Ocean South of Diablo Cove(315933007) - FH Perch	20-Nov-12	Manganese-54	-1.09E+00	4.43E+00	2.74E+00	pCi/kg
POS Pacific Ocean South of Diablo Cove(298020007) - FH Perch	9-Mar-12	Potassium-40	3.56E+03	4.25E+01	3.34E+02	pCi/kg
POS Pacific Ocean South of Diablo Cove(305625007) - FH Perch	4-Jun-12	Potassium-40	3.40E+03	4.34E+01	3.17E+02	pCi/kg
POS Pacific Ocean South of Diablo Cove(310465007) - FH Perch	22-Aug-12	Potassium-40	3.11E+03	1.89E+02	3.83E+02	pCi/kg
POS Pacific Ocean South of Diablo Cove(315933007) - FH Perch	20-Nov-12	Potassium-40	3.30E+03	4.28E+01	3.12E+02	pCi/kg
POS Pacific Ocean South of Diablo Cove(298020007) - FH Perch	9-Mar-12	Zinc-65	2.81E+00	1.24E+01	7.36E+00	pCi/kg
POS Pacific Ocean South of Diablo Cove(305625007) - FH Perch	4-Jun-12	Zinc-65	-4.43E+00	1.25E+01	7.86E+00	pCi/kg
POS Pacific Ocean South of Diablo Cove(310465007) - FH Perch	22-Aug-12	Zinc-65	-1.72E+01	4.35E+01	2.76E+01	pCi/kg
POS Pacific Ocean South of Diablo Cove(315933007) - FH Perch	20-Nov-12	Zinc-65	-6.16E+00	1.13E+01	7.83E+00	pCi/kg

Sample Name	Date Collected	Nuclide	Result	MDC	2 Sigma TPU	Units
POS Pacific Ocean South of Diablo Cove(298020008) - FH Rockfsh	9-Mar-12	Cesium-134	4.94E-01	5.86E+00	3.54E+00	pCi/kg
POS Pacific Ocean South of Diablo Cove(305625008) - FH Rockfsh	4-Jun-12	Cesium-134	-2.16E-01	5.58E+00	3.34E+00	pCi/kg
POS Pacific Ocean South of Diablo Cove(310465008) - FH Rockfsh	22-Aug-12	Cesium-134	-5.07E-01	5.10E+00	3.09E+00	pCi/kg
POS Pacific Ocean South of Diablo Cove(315933008) - FH Rockfsh	20-Nov-12	Cesium-134	-3.33E+00	1.15E+01	7.07E+00	pCi/kg
POS Pacific Ocean South of Diablo Cove(298020008) - FH Rockfsh	9-Mar-12	Cesium-137	3.70E+00	4.79E+00	7.28E+00	pCi/kg
POS Pacific Ocean South of Diablo Cove(305625008) - FH Rockfsh	4-Jun-12	Cesium-137	3.03E+00	4.90E+00	3.05E+00	pCi/kg
POS Pacific Ocean South of Diablo Cove(310465008) - FH Rockfsh	22-Aug-12	Cesium-137	3.82E+00	4.17E+00	3.70E+00	pCi/kg
POS Pacific Ocean South of Diablo Cove(315933008) - FH Rockfsh	20-Nov-12	Cesium-137	5.92E+00	1.17E+01	7.25E+00	pCi/kg
POS Pacific Ocean South of Diablo Cove(298020008) - FH Rockfsh	9-Mar-12	Cobalt-58	-5.21E-01	5.34E+00	3.30E+00	pCi/kg
POS Pacific Ocean South of Diablo Cove(305625008) - FH Rockfsh	4-Jun-12	Cobalt-58	-9.83E-01	4.87E+00	3.01E+00	pCi/kg
POS Pacific Ocean South of Diablo Cove(310465008) - FH Rockfsh	22-Aug-12	Cobalt-58	1.66E+00	4.66E+00	2.78E+00	pCi/kg

2012 DCPD Analysis Results Appendix C

POS Pacific Ocean South of Diablo Cove(315933008) - FH Rockfsh	20-Nov-12	Cobalt-58	-4.63E+00	1.12E+01	7.10E+00	pCi/kg
POS Pacific Ocean South of Diablo Cove(298020008) - FH Rockfsh	9-Mar-12	Cobalt-60	-7.82E-01	4.60E+00	2.86E+00	pCi/kg
POS Pacific Ocean South of Diablo Cove(305625008) - FH Rockfsh	4-Jun-12	Cobalt-60	5.26E-01	5.48E+00	3.22E+00	pCi/kg
POS Pacific Ocean South of Diablo Cove(310465008) - FH Rockfsh	22-Aug-12	Cobalt-60	1.68E+00	4.97E+00	2.90E+00	pCi/kg
POS Pacific Ocean South of Diablo Cove(315933008) - FH Rockfsh	20-Nov-12	Cobalt-60	4.42E+00	1.18E+01	7.00E+00	pCi/kg
POS Pacific Ocean South of Diablo Cove(298020008) - FH Rockfsh	9-Mar-12	Iron-59	-9.27E+00	1.42E+01	9.99E+00	pCi/kg
POS Pacific Ocean South of Diablo Cove(305625008) - FH Rockfsh	4-Jun-12	Iron-59	2.50E+00	1.26E+01	7.28E+00	pCi/kg
POS Pacific Ocean South of Diablo Cove(310465008) - FH Rockfsh	22-Aug-12	Iron-59	4.91E-01	1.16E+01	6.73E+00	pCi/kg
POS Pacific Ocean South of Diablo Cove(315933008) - FH Rockfsh	20-Nov-12	Iron-59	1.18E+01	2.47E+01	1.52E+01	pCi/kg
POS Pacific Ocean South of Diablo Cove(298020008) - FH Rockfsh	9-Mar-12	Manganese-54	-5.01E-01	4.65E+00	2.75E+00	pCi/kg
POS Pacific Ocean South of Diablo Cove(305625008) - FH Rockfsh	4-Jun-12	Manganese-54	-8.01E-01	4.43E+00	2.73E+00	pCi/kg
POS Pacific Ocean South of Diablo Cove(310465008) - FH Rockfsh	22-Aug-12	Manganese-54	1.00E+00	4.35E+00	2.58E+00	pCi/kg
POS Pacific Ocean South of Diablo Cove(315933008) - FH Rockfsh	20-Nov-12	Manganese-54	1.10E+00	1.06E+01	6.22E+00	pCi/kg
POS Pacific Ocean South of Diablo Cove(298020008) - FH Rockfsh	9-Mar-12	Potassium-40	3.26E+03	3.86E+01	3.11E+02	pCi/kg
POS Pacific Ocean South of Diablo Cove(305625008) - FH Rockfsh	4-Jun-12	Potassium-40	3.47E+03	3.79E+01	3.24E+02	pCi/kg
POS Pacific Ocean South of Diablo Cove(310465008) - FH Rockfsh	22-Aug-12	Potassium-40	3.52E+03	3.99E+01	1.40E+02	pCi/kg
POS Pacific Ocean South of Diablo Cove(315933008) - FH Rockfsh	20-Nov-12	Potassium-40	3.18E+03	1.02E+02	3.93E+02	pCi/kg
POS Pacific Ocean South of Diablo Cove(298020008) - FH Rockfsh	9-Mar-12	Zinc-65	-4.26E+00	1.18E+01	7.52E+00	pCi/kg
POS Pacific Ocean South of Diablo Cove(305625008) - FH Rockfsh	4-Jun-12	Zinc-65	3.08E+00	1.20E+01	6.98E+00	pCi/kg
POS Pacific Ocean South of Diablo Cove(310465008) - FH Rockfsh	22-Aug-12	Zinc-65	1.47E+00	1.09E+01	6.27E+00	pCi/kg
POS Pacific Ocean South of Diablo Cove(315933008) - FH Rockfsh	20-Nov-12	Zinc-65	-6.53E+00	2.59E+01	1.59E+01	pCi/kg

POS Pacific Ocean South of Diablo Cove - Intertidal Mussel

Sample Name	Date Collected	Nuclide	Result	MDC	2 Sigma TPU	Units
POS Pacific Ocean South of Diablo Cove(296446004) - IM	14-Feb-12	Cesium-134	2.33E+00	4.55E+00	2.82E+00	pCi/kg
POS Pacific Ocean South of Diablo Cove(304470002) - IM	9-May-12	Cesium-134	-1.74E-01	5.27E+00	3.15E+00	pCi/kg
POS Pacific Ocean South of Diablo Cove(310383002) - IM	22-Aug-12	Cesium-134	7.67E-01	5.06E+00	2.93E+00	pCi/kg
POS Pacific Ocean South of Diablo Cove(315424003) - IM	13-Nov-12	Cesium-134	1.32E+00	3.86E+00	2.26E+00	pCi/kg
POS Pacific Ocean South of Diablo Cove(296446004) - IM	14-Feb-12	Cesium-137	1.06E+00	4.03E+00	2.41E+00	pCi/kg
POS Pacific Ocean South of Diablo Cove(304470002) - IM	9-May-12	Cesium-137	1.06E+00	4.65E+00	2.71E+00	pCi/kg
POS Pacific Ocean South of Diablo Cove(310383002) - IM	22-Aug-12	Cesium-137	-9.65E-01	4.21E+00	2.55E+00	pCi/kg
POS Pacific Ocean South of Diablo Cove(315424003) - IM	13-Nov-12	Cesium-137	2.04E+00	3.97E+00	2.38E+00	pCi/kg
POS Pacific Ocean South of Diablo Cove(296446004) - IM	14-Feb-12	Cobalt-58	5.16E-01	4.06E+00	2.45E+00	pCi/kg
POS Pacific Ocean South of Diablo Cove(304470002) - IM	9-May-12	Cobalt-58	1.80E+00	5.09E+00	3.03E+00	pCi/kg
POS Pacific Ocean South of Diablo Cove(310383002) - IM	22-Aug-12	Cobalt-58	3.69E-01	4.58E+00	2.68E+00	pCi/kg
POS Pacific Ocean South of Diablo Cove(315424003) - IM	13-Nov-12	Cobalt-58	-1.52E-01	3.55E+00	2.10E+00	pCi/kg
POS Pacific Ocean South of Diablo Cove(296446004) - IM	14-Feb-12	Cobalt-60	-4.71E-01	3.84E+00	2.36E+00	pCi/kg
POS Pacific Ocean South of Diablo Cove(304470002) - IM	9-May-12	Cobalt-60	-1.09E+00	4.69E+00	2.93E+00	pCi/kg
POS Pacific Ocean South of Diablo Cove(310383002) - IM	22-Aug-12	Cobalt-60	1.01E+00	4.67E+00	2.66E+00	pCi/kg
POS Pacific Ocean South of Diablo Cove(315424003) - IM	13-Nov-12	Cobalt-60	1.11E+00	4.08E+00	2.43E+00	pCi/kg
POS Pacific Ocean South of Diablo Cove(296446004) - IM	14-Feb-12	Iron-59	-2.25E+00	9.21E+00	5.71E+00	pCi/kg
POS Pacific Ocean South of Diablo Cove(304470002) - IM	9-May-12	Iron-59	2.16E+00	1.16E+01	6.74E+00	pCi/kg
POS Pacific Ocean South of Diablo Cove(310383002) - IM	22-Aug-12	Iron-59	4.46E+00	1.14E+01	6.83E+00	pCi/kg
POS Pacific Ocean South of Diablo Cove(315424003) - IM	13-Nov-12	Iron-59	2.25E-01	7.57E+00	4.52E+00	pCi/kg

2012 DCPD Analysis Results Appendix C

POS Pacific Ocean South of Diablo Cove(296446004) - IM	14-Feb-12	Manganese-54	-1.25E+00	3.60E+00	2.25E+00	pCi/kg
POS Pacific Ocean South of Diablo Cove(304470002) - IM	9-May-12	Manganese-54	-1.04E+00	4.33E+00	2.70E+00	pCi/kg
POS Pacific Ocean South of Diablo Cove(310383002) - IM	22-Aug-12	Manganese-54	3.07E-01	4.47E+00	2.62E+00	pCi/kg
POS Pacific Ocean South of Diablo Cove(315424003) - IM	13-Nov-12	Manganese-54	-2.08E+00	3.21E+00	2.25E+00	pCi/kg
POS Pacific Ocean South of Diablo Cove(296446004) - IM	14-Feb-12	Potassium-40	1.20E+03	3.36E+01	1.41E+02	pCi/kg
POS Pacific Ocean South of Diablo Cove(304470002) - IM	9-May-12	Potassium-40	1.70E+03	4.98E+01	1.83E+02	pCi/kg
POS Pacific Ocean South of Diablo Cove(310383002) - IM	22-Aug-12	Potassium-40	1.66E+03	4.40E+01	1.80E+02	pCi/kg
POS Pacific Ocean South of Diablo Cove(315424003) - IM	13-Nov-12	Potassium-40	1.78E+03	3.24E+01	1.84E+02	pCi/kg
POS Pacific Ocean South of Diablo Cove(296446004) - IM	14-Feb-12	Zinc-65	3.60E+00	9.15E+00	6.19E+00	pCi/kg
POS Pacific Ocean South of Diablo Cove(304470002) - IM	9-May-12	Zinc-65	-2.82E+00	1.13E+01	6.97E+00	pCi/kg
POS Pacific Ocean South of Diablo Cove(310383002) - IM	22-Aug-12	Zinc-65	-2.03E+00	1.02E+01	6.41E+00	pCi/kg
POS Pacific Ocean South of Diablo Cove(315424003) - IM	13-Nov-12	Zinc-65	-4.41E-01	7.87E+00	5.51E+00	pCi/kg

WN2 Diablo Creek Outlet - Drinking Water

Sample Name	Date Collected	Nuclide	Result	MDC	2 Sigma TPU	Units
WN2 Diablo Creek Outlet(294918002) - DW	25-Jan-12	BETA	2.75E+00	2.80E+00	1.82E+00	pCi/L
WN2 Diablo Creek Outlet(304549002) - DW	15-May-12	BETA	2.14E+00	2.21E+00	1.43E+00	pCi/L
WN2 Diablo Creek Outlet(309382005) - DW	7-Aug-12	BETA	2.26E+00	2.45E+00	1.57E+00	pCi/L
WN2 Diablo Creek Outlet(314899004) - DW	8-Nov-12	BETA	1.65E+00	1.87E+00	1.20E+00	pCi/L
WN2 Diablo Creek Outlet(294918002) - DW	25-Jan-12	Barium-140	5.29E-01	3.45E+00	1.99E+00	pCi/L
WN2 Diablo Creek Outlet(304549002) - DW	15-May-12	Barium-140	4.64E-01	2.61E+00	1.52E+00	pCi/L
WN2 Diablo Creek Outlet(309382005) - DW	7-Aug-12	Barium-140	7.20E-01	5.22E+00	3.01E+00	pCi/L
WN2 Diablo Creek Outlet(314899004) - DW	8-Nov-12	Barium-140	-6.87E-02	2.20E+00	1.32E+00	pCi/L
WN2 Diablo Creek Outlet(294918002) - DW	25-Jan-12	Cesium-134	3.23E-01	2.34E+00	1.35E+00	pCi/L
WN2 Diablo Creek Outlet(304549002) - DW	15-May-12	Cesium-134	1.31E-01	2.00E+00	1.17E+00	pCi/L
WN2 Diablo Creek Outlet(309382005) - DW	7-Aug-12	Cesium-134	9.64E-01	2.50E+00	1.51E+00	pCi/L
WN2 Diablo Creek Outlet(314899004) - DW	8-Nov-12	Cesium-134	-3.83E-01	1.73E+00	1.05E+00	pCi/L
WN2 Diablo Creek Outlet(294918002) - DW	25-Jan-12	Cesium-137	-8.33E-01	1.93E+00	1.28E+00	pCi/L
WN2 Diablo Creek Outlet(304549002) - DW	15-May-12	Cesium-137	-2.31E-01	1.64E+00	9.73E-01	pCi/L
WN2 Diablo Creek Outlet(309382005) - DW	7-Aug-12	Cesium-137	1.04E+00	2.32E+00	1.41E+00	pCi/L
WN2 Diablo Creek Outlet(314899004) - DW	8-Nov-12	Cesium-137	8.57E-01	1.83E+00	1.14E+00	pCi/L
WN2 Diablo Creek Outlet(294918002) - DW	25-Jan-12	Cobalt-58	4.20E-01	2.04E+00	1.18E+00	pCi/L
WN2 Diablo Creek Outlet(304549002) - DW	15-May-12	Cobalt-58	-4.83E-02	1.55E+00	9.15E-01	pCi/L
WN2 Diablo Creek Outlet(309382005) - DW	7-Aug-12	Cobalt-58	1.65E+00	2.20E+00	1.43E+00	pCi/L
WN2 Diablo Creek Outlet(314899004) - DW	8-Nov-12	Cobalt-58	-3.60E-01	1.49E+00	9.17E-01	pCi/L
WN2 Diablo Creek Outlet(294918002) - DW	25-Jan-12	Cobalt-60	4.21E-01	2.24E+00	1.33E+00	pCi/L
WN2 Diablo Creek Outlet(304549002) - DW	15-May-12	Cobalt-60	1.84E+00	1.91E+00	1.29E+00	pCi/L
WN2 Diablo Creek Outlet(309382005) - DW	7-Aug-12	Cobalt-60	-2.35E-01	2.16E+00	1.32E+00	pCi/L
WN2 Diablo Creek Outlet(314899004) - DW	8-Nov-12	Cobalt-60	8.79E-01	1.88E+00	1.11E+00	pCi/L
WN2 Diablo Creek Outlet(294918002) - DW	25-Jan-12	Iodine-131	-1.81E-02	5.15E-01	3.00E-01	pCi/L
WN2 Diablo Creek Outlet(304549002) - DW	15-May-12	Iodine-131	-6.18E-01	8.99E-01	6.31E-01	pCi/L
WN2 Diablo Creek Outlet(309382005) - DW	7-Aug-12	Iodine-131	2.05E-01	5.82E-01	3.46E-01	pCi/L
WN2 Diablo Creek Outlet(314899004) - DW	8-Nov-12	Iodine-131	4.05E-02	4.48E-01	2.65E-01	pCi/L
WN2 Diablo Creek Outlet(294918002) - DW	25-Jan-12	Iron-55	-3.75E+01	1.82E+02	1.16E+02	pCi/L

2012 DCP Analysis Results Appendix C

WN2 Diablo Creek Outlet(304549002) - DW	15-May-12	Iron-55	-1.20E+02	1.31E+02	7.86E+01	pCi/L
WN2 Diablo Creek Outlet(309382005) - DW	7-Aug-12	Iron-55	2.00E+00	8.70E+01	5.95E+01	pCi/L
WN2 Diablo Creek Outlet(314899004) - DW	8-Nov-12	Iron-55	2.26E+00	9.37E+01	6.45E+01	pCi/L
WN2 Diablo Creek Outlet(294918002) - DW	25-Jan-12	Iron-59	7.92E-03	4.12E+00	2.45E+00	pCi/L
WN2 Diablo Creek Outlet(304549002) - DW	15-May-12	Iron-59	1.33E-01	3.19E+00	1.91E+00	pCi/L
WN2 Diablo Creek Outlet(309382005) - DW	7-Aug-12	Iron-59	1.32E+00	4.65E+00	2.71E+00	pCi/L
WN2 Diablo Creek Outlet(314899004) - DW	8-Nov-12	Iron-59	1.80E+00	3.54E+00	2.17E+00	pCi/L
WN2 Diablo Creek Outlet(294918002) - DW	25-Jan-12	Lanthanum-140	5.29E-01	3.45E+00	1.99E+00	pCi/L
WN2 Diablo Creek Outlet(304549002) - DW	15-May-12	Lanthanum-140	4.64E-01	2.61E+00	1.52E+00	pCi/L
WN2 Diablo Creek Outlet(309382005) - DW	7-Aug-12	Lanthanum-140	7.20E-01	5.22E+00	3.01E+00	pCi/L
WN2 Diablo Creek Outlet(314899004) - DW	8-Nov-12	Lanthanum-140	-6.87E-02	2.20E+00	1.32E+00	pCi/L
WN2 Diablo Creek Outlet(294918002) - DW	25-Jan-12	Manganese-54	-2.98E-01	1.76E+00	1.06E+00	pCi/L
WN2 Diablo Creek Outlet(304549002) - DW	15-May-12	Manganese-54	-2.03E-01	1.53E+00	9.21E-01	pCi/L
WN2 Diablo Creek Outlet(309382005) - DW	7-Aug-12	Manganese-54	-3.27E-01	1.92E+00	1.20E+00	pCi/L
WN2 Diablo Creek Outlet(314899004) - DW	8-Nov-12	Manganese-54	1.25E-01	1.64E+00	9.58E-01	pCi/L
WN2 Diablo Creek Outlet(294918002) - DW	25-Jan-12	Nickel-63	-6.75E+00	2.71E+01	1.60E+01	pCi/L
WN2 Diablo Creek Outlet(304549002) - DW	15-May-12	Nickel-63	8.37E+00	3.32E+01	2.01E+01	pCi/L
WN2 Diablo Creek Outlet(309382005) - DW	7-Aug-12	Nickel-63	-1.50E+01	3.17E+01	1.84E+01	pCi/L
WN2 Diablo Creek Outlet(314899004) - DW	8-Nov-12	Nickel-63	-1.06E+01	3.60E+01	2.11E+01	pCi/L
WN2 Diablo Creek Outlet(294918002) - DW	25-Jan-12	Niobium-95	9.34E-01	2.06E+00	1.27E+00	pCi/L
WN2 Diablo Creek Outlet(304549002) - DW	15-May-12	Niobium-95	-1.90E-01	1.61E+00	9.61E-01	pCi/L
WN2 Diablo Creek Outlet(309382005) - DW	7-Aug-12	Niobium-95	6.42E-02	2.23E+00	1.34E+00	pCi/L
WN2 Diablo Creek Outlet(314899004) - DW	8-Nov-12	Niobium-95	9.76E-01	1.81E+00	1.10E+00	pCi/L
WN2 Diablo Creek Outlet(294918002) - DW	25-Jan-12	Total Strontium	-3.82E-02	8.88E-02	5.07E-02	pCi/L
WN2 Diablo Creek Outlet(304549002) - DW	15-May-12	Total Strontium	1.16E-01	3.97E-01	2.42E-01	pCi/L
WN2 Diablo Creek Outlet(309382005) - DW	7-Aug-12	Total Strontium	-1.05E-01	1.58E-01	8.96E-02	pCi/L
WN2 Diablo Creek Outlet(314899004) - DW	8-Nov-12	Total Strontium	2.91E-02	9.04E-02	5.56E-02	pCi/L
WN2 Diablo Creek Outlet(294918002) - DW	25-Jan-12	Tritium	-9.04E+01	2.57E+02	1.49E+02	pCi/L
WN2 Diablo Creek Outlet(304549002) - DW	15-May-12	Tritium	3.90E+01	2.73E+02	1.65E+02	pCi/L
WN2 Diablo Creek Outlet(309382005) - DW	7-Aug-12	Tritium	-1.98E+02	2.61E+02	1.45E+02	pCi/L
WN2 Diablo Creek Outlet(314899004) - DW	8-Nov-12	Tritium	-1.71E+01	2.16E+02	1.28E+02	pCi/L
WN2 Diablo Creek Outlet(294918002) - DW	25-Jan-12	Zinc-65	-3.99E+00	4.09E+00	3.29E+00	pCi/L
WN2 Diablo Creek Outlet(304549002) - DW	15-May-12	Zinc-65	-1.59E+00	3.27E+00	2.56E+00	pCi/L
WN2 Diablo Creek Outlet(309382005) - DW	7-Aug-12	Zinc-65	-4.02E+00	3.91E+00	3.23E+00	pCi/L
WN2 Diablo Creek Outlet(314899004) - DW	8-Nov-12	Zinc-65	-5.18E-01	3.23E+00	2.34E+00	pCi/L
WN2 Diablo Creek Outlet(294918002) - DW	25-Jan-12	Zirconium-95	4.17E-01	3.66E+00	2.21E+00	pCi/L
WN2 Diablo Creek Outlet(304549002) - DW	15-May-12	Zirconium-95	1.19E+00	2.79E+00	1.66E+00	pCi/L
WN2 Diablo Creek Outlet(309382005) - DW	7-Aug-12	Zirconium-95	1.89E+00	4.14E+00	2.52E+00	pCi/L
WN2 Diablo Creek Outlet(314899004) - DW	8-Nov-12	Zirconium-95	9.77E-01	2.67E+00	1.56E+00	pCi/L

WW2 Water Well 02 - Groundwater

Sample Name	Date Collected	Nuclide	Result	MDC	2 Sigma TPU	Units
WW2 Water Well 02(295044001) - GW	25-Jan-12	BETA	2.54E+00	4.20E+00	2.62E+00	pCi/L
WW2 Water Well 02(304709001) - GW	15-May-12	BETA	2.78E+00	3.30E+00	2.15E+00	pCi/L

2012 DCPD Analysis Results Appendix C

WW2 Water Well 02(309382006) - GW	7-Aug-12	BETA	2.00E+00	2.52E+00	1.59E+00	pCi/L
WW2 Water Well 02(313874002) - GW	17-Oct-12	BETA	2.60E+00	2.68E+00	1.77E+00	pCi/L
WW2 Water Well 02(295044001) - GW	25-Jan-12	Barium-140	-1.92E+00	3.93E+00	2.62E+00	pCi/L
WW2 Water Well 02(304709001) - GW	15-May-12	Barium-140	1.11E+00	3.05E+00	1.79E+00	pCi/L
WW2 Water Well 02(309382006) - GW	7-Aug-12	Barium-140	-1.41E+00	2.60E+00	1.79E+00	pCi/L
WW2 Water Well 02(313874002) - GW	17-Oct-12	Barium-140	1.77E+00	3.87E+00	2.28E+00	pCi/L
WW2 Water Well 02(295044001) - GW	25-Jan-12	Cesium-134	9.42E-01	2.86E+00	1.72E+00	pCi/L
WW2 Water Well 02(304709001) - GW	15-May-12	Cesium-134	-8.17E-01	1.99E+00	1.29E+00	pCi/L
WW2 Water Well 02(309382006) - GW	7-Aug-12	Cesium-134	1.32E-01	1.88E+00	1.09E+00	pCi/L
WW2 Water Well 02(313874002) - GW	17-Oct-12	Cesium-134	8.51E-01	2.34E+00	1.42E+00	pCi/L
WW2 Water Well 02(295044001) - GW	25-Jan-12	Cesium-137	-5.04E-01	2.48E+00	1.52E+00	pCi/L
WW2 Water Well 02(304709001) - GW	15-May-12	Cesium-137	-8.40E-01	1.79E+00	1.16E+00	pCi/L
WW2 Water Well 02(309382006) - GW	7-Aug-12	Cesium-137	-3.98E-01	1.71E+00	1.03E+00	pCi/L
WW2 Water Well 02(313874002) - GW	17-Oct-12	Cesium-137	2.57E-01	2.03E+00	1.21E+00	pCi/L
WW2 Water Well 02(295044001) - GW	25-Jan-12	Cobalt-58	-8.47E-01	2.43E+00	1.56E+00	pCi/L
WW2 Water Well 02(304709001) - GW	15-May-12	Cobalt-58	-2.81E-01	1.78E+00	1.09E+00	pCi/L
WW2 Water Well 02(309382006) - GW	7-Aug-12	Cobalt-58	-1.73E-01	1.59E+00	9.49E-01	pCi/L
WW2 Water Well 02(313874002) - GW	17-Oct-12	Cobalt-58	-1.74E+00	1.75E+00	1.42E+00	pCi/L
WW2 Water Well 02(295044001) - GW	25-Jan-12	Cobalt-60	-6.26E-01	2.47E+00	1.56E+00	pCi/L
WW2 Water Well 02(304709001) - GW	15-May-12	Cobalt-60	-5.85E-01	1.72E+00	1.09E+00	pCi/L
WW2 Water Well 02(309382006) - GW	7-Aug-12	Cobalt-60	7.67E-02	1.69E+00	1.02E+00	pCi/L
WW2 Water Well 02(313874002) - GW	17-Oct-12	Cobalt-60	-6.99E-01	1.92E+00	1.25E+00	pCi/L
WW2 Water Well 02(295044001) - GW	25-Jan-12	Iodine-131	2.84E-01	4.51E+00	2.70E+00	pCi/L
WW2 Water Well 02(304709001) - GW	15-May-12	Iodine-131	4.40E-01	3.60E+00	2.18E+00	pCi/L
WW2 Water Well 02(309382006) - GW	7-Aug-12	Iodine-131	-1.65E+00	3.04E+00	2.02E+00	pCi/L
WW2 Water Well 02(313874002) - GW	17-Oct-12	Iodine-131	-5.69E-01	4.13E+00	2.55E+00	pCi/L
WW2 Water Well 02(295044001) - GW	25-Jan-12	Iron-55	-3.57E+01	1.46E+02	9.36E+01	pCi/L
WW2 Water Well 02(304709001) - GW	15-May-12	Iron-55	-4.13E+01	1.15E+02	7.48E+01	pCi/L
WW2 Water Well 02(309382006) - GW	7-Aug-12	Iron-55	5.75E+01	8.25E+01	5.94E+01	pCi/L
WW2 Water Well 02(313874002) - GW	17-Oct-12	Iron-55	-5.41E+01	1.65E+02	1.17E+02	pCi/L
WW2 Water Well 02(295044001) - GW	25-Jan-12	Iron-59	5.16E-01	4.57E+00	2.67E+00	pCi/L
WW2 Water Well 02(304709001) - GW	15-May-12	Iron-59	3.60E-01	3.49E+00	2.10E+00	pCi/L
WW2 Water Well 02(309382006) - GW	7-Aug-12	Iron-59	1.32E-01	3.31E+00	1.97E+00	pCi/L
WW2 Water Well 02(313874002) - GW	17-Oct-12	Iron-59	-3.00E-01	4.35E+00	2.60E+00	pCi/L
WW2 Water Well 02(295044001) - GW	25-Jan-12	Lanthanum-140	-1.92E+00	3.93E+00	2.62E+00	pCi/L
WW2 Water Well 02(304709001) - GW	15-May-12	Lanthanum-140	1.11E+00	3.05E+00	1.79E+00	pCi/L
WW2 Water Well 02(309382006) - GW	7-Aug-12	Lanthanum-140	-1.41E+00	2.60E+00	1.78E+00	pCi/L
WW2 Water Well 02(313874002) - GW	17-Oct-12	Lanthanum-140	1.77E+00	3.87E+00	2.27E+00	pCi/L
WW2 Water Well 02(295044001) - GW	25-Jan-12	Manganese-54	-3.11E-01	2.29E+00	1.41E+00	pCi/L
WW2 Water Well 02(304709001) - GW	15-May-12	Manganese-54	-5.59E-01	1.78E+00	1.13E+00	pCi/L
WW2 Water Well 02(309382006) - GW	7-Aug-12	Manganese-54	-5.03E-01	1.42E+00	8.97E-01	pCi/L
WW2 Water Well 02(313874002) - GW	17-Oct-12	Manganese-54	-5.22E-01	1.84E+00	1.17E+00	pCi/L
WW2 Water Well 02(295044001) - GW	25-Jan-12	Nickel-63	2.43E+00	2.68E+01	1.60E+01	pCi/L
WW2 Water Well 02(304709001) - GW	15-May-12	Nickel-63	-1.67E+00	3.26E+01	1.93E+01	pCi/L

2012 DCP Analysis Results Appendix C

WW2 Water Well 02(309382006) - GW	7-Aug-12	Nickel-63	-8.40E+00	3.27E+01	1.92E+01	pCi/L
WW2 Water Well 02(313874002) - GW	17-Oct-12	Nickel-63	2.46E+01	3.48E+01	2.16E+01	pCi/L
WW2 Water Well 02(295044001) - GW	25-Jan-12	Niobium-95	2.26E+00	2.71E+00	1.99E+00	pCi/L
WW2 Water Well 02(304709001) - GW	15-May-12	Niobium-95	2.15E+00	2.15E+00	1.70E+00	pCi/L
WW2 Water Well 02(309382006) - GW	7-Aug-12	Niobium-95	9.40E-01	1.82E+00	1.10E+00	pCi/L
WW2 Water Well 02(313874002) - GW	17-Oct-12	Niobium-95	6.85E-01	2.09E+00	1.26E+00	pCi/L
WW2 Water Well 02(295044001) - GW	25-Jan-12	Total Strontium	3.17E-02	1.02E-01	6.32E-02	pCi/L
WW2 Water Well 02(304709001) - GW	15-May-12	Total Strontium	3.17E-02	2.80E-01	1.68E-01	pCi/L
WW2 Water Well 02(309382006) - GW	7-Aug-12	Total Strontium	-1.80E-02	1.29E-01	7.59E-02	pCi/L
WW2 Water Well 02(313874002) - GW	17-Oct-12	Total Strontium	-2.26E-03	1.18E-01	7.01E-02	pCi/L
WW2 Water Well 02(295044001) - GW	25-Jan-12	Tritium	-2.59E+01	2.58E+02	1.52E+02	pCi/L
WW2 Water Well 02(304709001) - GW	15-May-12	Tritium	1.94E+01	2.89E+02	1.73E+02	pCi/L
WW2 Water Well 02(309382006) - GW	7-Aug-12	Tritium	-1.56E+02	2.59E+02	1.46E+02	pCi/L
WW2 Water Well 02(313874002) - GW	17-Oct-12	Tritium	-1.21E+02	2.32E+02	1.32E+02	pCi/L
WW2 Water Well 02(295044001) - GW	25-Jan-12	Zinc-65	4.12E-01	4.43E+00	3.00E+00	pCi/L
WW2 Water Well 02(304709001) - GW	15-May-12	Zinc-65	-5.12E-01	3.71E+00	2.68E+00	pCi/L
WW2 Water Well 02(309382006) - GW	7-Aug-12	Zinc-65	-6.37E-01	3.18E+00	2.30E+00	pCi/L
WW2 Water Well 02(313874002) - GW	17-Oct-12	Zinc-65	6.75E-01	3.87E+00	2.62E+00	pCi/L
WW2 Water Well 02(295044001) - GW	25-Jan-12	Zirconium-95	1.69E+00	4.35E+00	2.63E+00	pCi/L
WW2 Water Well 02(304709001) - GW	15-May-12	Zirconium-95	-3.59E-01	3.24E+00	1.95E+00	pCi/L
WW2 Water Well 02(309382006) - GW	7-Aug-12	Zirconium-95	-7.66E-01	2.70E+00	1.66E+00	pCi/L
WW2 Water Well 02(313874002) - GW	17-Oct-12	Zirconium-95	6.44E-01	3.62E+00	2.16E+00	pCi/L