

Official Transcript of Proceedings  
NUCLEAR REGULATORY COMMISSION

Title: Advisory Committee on Reactor Safeguards

Docket Number: n/a

Location: Rockville, Maryland

Date: September 8, 2011

Work Order No.: NRC-1108

Pages 1-328

**NEAL R. GROSS AND CO., INC.**  
**Court Reporters and Transcribers**  
**1323 Rhode Island Avenue, N.W.**  
**Washington, D.C. 20005**  
**(202) 234-4433**

## DISCLAIMER

### UNITED STATES NUCLEAR REGULATORY COMMISSION'S ADVISORY COMMITTEE ON REACTOR SAFEGUARDS

The contents of this transcript of the proceeding of the United States Nuclear Regulatory Commission Advisory Committee on Reactor Safeguards, as reported herein, is a record of the discussions recorded at the meeting.

This transcript has not been reviewed, corrected, and edited, and it may contain inaccuracies.

1  
2  
3  
4  
5  
6  
7  
8  
9  
10  
11  
12  
13  
14  
15  
16  
17  
18  
19  
20  
21  
22  
23  
24  
25

UNITED STATES OF AMERICA  
NUCLEAR REGULATORY COMMISSION

+ + + + +

586TH MEETING

ADVISORY COMMITTEE ON REACTOR SAFEGUARDS

(ACRS)

+ + + + +

THURSDAY

SEPTEMBER 8, 2011

+ + + + +

ROCKVILLE, MARYLAND

+ + + + +

The Advisory Committee met at the  
Nuclear Regulatory Commission, Two White Flint  
North, Room T2B1, 11545 Rockville Pike, at 8:30  
a.m., Said Abdel-Khalik, Chairman, presiding.

COMMITTEE MEMBERS:

*SAID ABDEL-KHALIK, Chairman*

*J. SAM ARMIJO, Vice Chairman*

*JOHN W. STETKAR, Member-at-Large*

*SANJOY BANERJEE, Member*

*DENNIS C. BLEY, Member*

*CHARLES H. BROWN, JR., Member*

*MICHAEL L. CORRADINI, Member*

*DANA A. POWERS, Member*

1           **HAROLD B. RAY, Member**  
2           **JOY REMPE, Member**  
3           **MICHAEL T. RYAN, Member**  
4           **WILLIAM J. SHACK, Member**  
5           **JOHN D. SIEBER, Member**  
6           GORDON R. SKILLMAN, Member

7  
8           NRC STAFF PRESENT:

9           EDWIN M. HACKETT, Executive Director, ACRS  
10          ANTONIO DIAZ, Designated Federal Official  
11          PERRY BUCKBERG  
12          ANDREW CARRERA  
13          AMY CUBBAGE  
14          DANIEL DORMAN  
15          ANDRZEJ DROZD  
16          DON DUBE  
17          DAVID ESH  
18          JACK GROBE  
19          JOHN HONCHARIK  
20          DEBORAH JACKSON  
21          STEVEN JONES  
22          JOHN LABINSKY  
23          EILEEN McKENNA  
24          PRAVIN PATEL  
25          SIMON C.F. SHENG



1 ALSO PRESENT:

2 TOD BAKER, Westinghouse

3 KENT BONADIO, Westinghouse

4 BRAD CARPENTER, Westinghouse

5 MIKE CORLETTI, Westinghouse

6 ADRIAN P. HEYMER, Nuclear Energy Institute

7 TOM KINDRED, Westinghouse

8 RICK OFSTUN, Westinghouse

9 SUSAN G. STERRETT, Carnegie-Mellon University\*

10 LEO TUNON-SANJUR, Westinghouse

11 ROLF ZIESING, Westinghouse

12 \*Present via telephone

13

14

15

16

17

18

19

20

21

22

23

24

25

A G E N D A

1  
2  
3  
4  
5  
6  
7  
8  
9  
10  
11  
12  
13  
14  
15  
16  
17  
18  
19  
20  
21  
22  
23  
24  
25

OPENING REMARKS BY THE ACRS CHAIRMAN . . . . . 5

NEAR-TERM TASK FORCE REPORT REGARDING THE  
EVENTS AT THE FUKUSHIMA DAI-ICHI SITE  
IN JAPAN . . . . . 7

BREAK . . . . . 98

TECHNICAL BASIS AND RULEMAKING LANGUAGE  
ASSOCIATED WITH LW-LEVEL WASTE DISPOSAL  
AND SITE-SPECIFIC ANALYSIS . . . . . 99

LUNCH . . . . . 170

SAFETY EVALUATION REPORT ASSOCIATED WITH  
REVISION 19 OF THE AP1000 DESIGN  
CONTROL DOCUMENT AMENDMENT . . . . . 171

BREAK . . . . .

DRAFT FINAL REVISION 2 TO REGULATORY GUIDE  
1.115, "PROTECTION AGAINST TURBINE  
MISSILES" . . . . .

PREPARATION OF ACRS REPORTS . . . . .

## P R O C E E D I N G S

(8:35:51 a.m.)

CHAIRMAN ABDEL-KHALIK: The meeting will now come to order.

This is the first day of the 586<sup>th</sup> Meeting of the Advisory Committee on Reactor Safeguards. During today's meeting, the Committee will consider the following.

One, Near-Term Task Force Report regarding the events at the Fukushima Dai-Ichi Site in Japan. Two, Technical Basis and Rulemaking Language associated with low-level waste disposal and site specific analysis. Three, Safety Evaluation Report associated with Revision 19 of the AP1000 Design Control Document Amendment. Four, Draft Final Revision 2 to Reg Guide 1.115, "Protection Against Turbine Missiles." And, five, preparation of ACRS reports.

This meeting is being conducted in accordance with the provisions of the Federal Advisory Committee Act. Dr. Antonio Diaz is the Designated Federal Official for the initial portion of the meeting.

Portions of the session dealing with the Safety Evaluation Report associated with Revision 19

**NEAL R. GROSS**

COURT REPORTERS AND TRANSCRIBERS  
1323 RHODE ISLAND AVE., N.W.  
WASHINGTON, D.C. 20005-3701

1 of the AP1000 Design Control Document Amendment may be  
2 closed in order to protect information designated as  
3 proprietary by Westinghouse.

4 The Nuclear Energy Institute has submitted  
5 written comments on the Near-Term Task Force Report  
6 regarding the events at the Fukushima Dai-Ichi site in  
7 Japan. Mr. Adrian Heymer from the Nuclear Energy  
8 Institute has also requested time to make an oral  
9 statement regarding this session.

10 In addition, Dr. Susan Sterrett has  
11 requested time to make an oral statement regarding the  
12 session on the SER associated with Revision 19 of the  
13 AP1000 DCD Amendment.

14 There will be a phone bridge line. To  
15 preclude interruption of the meeting, the phone will  
16 be placed in a listen-in mode during the presentations  
17 and Committee discussion. At the appropriate time,  
18 the phone will be open to allow Dr. Sterrett to  
19 provide her comments to the Committee.

20 A transcript of portions of the meeting is  
21 being kept, and it is requested that the speakers use  
22 one of the microphones, identify themselves, and speak  
23 with sufficient clarity and volume so that they can be  
24 readily heard.

25 We will now move to the first item on the

1 agenda, Near-Term Task Force Report regarding the  
2 events at the Fukushima Dai-Ichi site in Japan. And  
3 I call on Mr. Jack Grobe to begin the presentation.  
4 Jack?

5 MR. GROBE: Thank you very much.

6 We certainly appreciated the opportunity  
7 a couple of weeks ago to spend several hours with the  
8 Subcommittee. The slides we've prepared today are a  
9 very brief set of slides that overarch or provide the  
10 overarching recommendations. We look forward to the  
11 questions that you may have come up with studying our  
12 report in the last two weeks, and new questions that  
13 might come up during the course of the meeting. Next  
14 slide, please.

15 Again, the Task Force was led by Charlie  
16 Miller, who is on the golf course somewhere. He's  
17 retired. Nathan Sanfilippo is not here with us today.  
18 He's up meeting with Region I in the State of New  
19 Jersey on Fukushima Lessons Learned, and Gary Holahan  
20 is trying to license new reactors. He had a number of  
21 important meetings that he couldn't reschedule, so I  
22 apologize for those two individuals not being with us,  
23 but the rest of the Task Force is here today.

24 High-level summary, the Near-Term Task  
25 Force concluded that a similar sequence of events is

**NEAL R. GROSS**

COURT REPORTERS AND TRANSCRIBERS  
1323 RHODE ISLAND AVE., N.W.  
WASHINGTON, D.C. 20005-3701

1 unlikely to occur in the United States that occurred  
2 at the Fukushima Dai-Ichi Nuclear Power Plant. And we  
3 have existing mitigating measures here in the United  
4 States that provide additional capability, and reduce  
5 the likelihood of core damage if they remain available  
6 during the event.

7 The Task Force further concluded that  
8 there's no imminent risk, and what that means is  
9 there's no need to take action to curtail operation of  
10 reactors or impose immediate changes to the licensing  
11 structure for the reactors. However, there's a number  
12 of recommendations; 12 overarching recommendations to  
13 enhance safety, including some near-term interim  
14 actions.

15 The 12 overarching recommendations, the  
16 first one --

17 CHAIRMAN ABDEL-KHALIK: Jack, before we get  
18 into the details of the recommendations, let me just  
19 ask a big picture question.

20 Would you agree with the statement that  
21 the recommendations of the Task Force were not based  
22 on detailed evaluation of the progression of the  
23 Fukushima accident; instead, they were based on facts  
24 that became self-evident to knowledgeable individuals  
25 as a result of the Fukushima accident.

**NEAL R. GROSS**

COURT REPORTERS AND TRANSCRIBERS  
1323 RHODE ISLAND AVE., N.W.  
WASHINGTON, D.C. 20005-3701

1 MR. GROBE: I look for my comrades here to  
2 provide additional insights, but I would say it's  
3 between those two. We certainly had people on the  
4 ground in Japan, and we have had since the event  
5 occurred. We met with those people as they came back  
6 from Japan to gain insights. We asked questions  
7 regarding, for example, specifically the functioning  
8 of the hardened vents, and got detailed information  
9 back from our team in Japan on how the vents were  
10 designed at Fukushima, and the attempts that they  
11 made. So, it was somewhere in between there.

12 Clearly, at this point in time, we do not  
13 have a complete understanding of the core progression,  
14 the damage progression in the core, or the sequences  
15 that preceded that, but we have a lot of information.

16 One of the recommendations, not one of the  
17 overarching recommendations, but a recognition in the  
18 report is that that work is ongoing collecting that  
19 information, and that there could be additional  
20 lessons to learn as we gain more information. But the  
21 Near-Term Task Force felt confident that the basis of  
22 these recommendations had sufficient foundation both  
23 in what occurred in Japan, as well as thorough  
24 examination of how we regulate those particular  
25 aspects.

**NEAL R. GROSS**

COURT REPORTERS AND TRANSCRIBERS  
1323 RHODE ISLAND AVE., N.W.  
WASHINGTON, D.C. 20005-3701

1 CHAIRMAN ABDEL-KHALIK: Okay. So, let me  
2 ask you a specific question then that follows from the  
3 first. And you touched on it in the last two  
4 sentences.

5 Would acquisition of more detailed  
6 information regarding the progression of the Fukushima  
7 accident negate or render invalid any of the Task  
8 Force's recommendations?

9 MR. GROBE: It's difficult to project what  
10 might happen, but I think the Task Force members feel  
11 highly confident that that's unlikely. Is that --

12 MR. DORMAN: Yes, I would agree. As we  
13 developed those recommendations, I think we had a  
14 consensus that it was unlikely that further detail of  
15 the progression of the events at Fukushima, it was  
16 unlikely that those would change the recommendations  
17 that we made.

18 MR. GROBE: And specifically in the area of  
19 hydrogen control. We could have made recommendations,  
20 and we had a lot of thoughts and ideas, but our  
21 ultimate conclusion was we really don't understand  
22 enough about how hydrogen transported between  
23 structures to make recommendations at this point in  
24 time.

25 CHAIRMAN ABDEL-KHALIK: But the specific

**NEAL R. GROSS**

COURT REPORTERS AND TRANSCRIBERS  
1323 RHODE ISLAND AVE., N.W.  
WASHINGTON, D.C. 20005-3701



1 recommendations contained within your report, you  
2 believe that those remain valid.

3 MR. GROBE: Those are solid, yes.

4 CHAIRMAN ABDEL-KHALIK: Even if one were to  
5 acquire additional information regarding the details  
6 of the progression of the event at Fukushima.

7 MR. GROBE: That's correct.

8 MR. DORMAN: That's our expectation.

9 MR. GROBE: Yes.

10 CHAIRMAN ABDEL-KHALIK: Okay. So, one may  
11 gain additional insights that may lead to additional  
12 recommendations, if one were to know more about what  
13 happened.

14 MR. GROBE: Yes.

15 MR. DORMAN: Yes.

16 CHAIRMAN ABDEL-KHALIK: Okay, thank you.

17 MR. GROBE: Okay. Twelve overarching  
18 recommendations. One concerns a Policy Statement, and  
19 the Commission has requested that the Staff provide a  
20 detailed paper in 18 months providing options on that  
21 Policy Statement recommendation.

22 There's a number of rulemaking  
23 recommendations in areas where the Task Force felt  
24 that a lasting regulation was necessary. A number of  
25 orders that either form interim steps or orders

**NEAL R. GROSS**

COURT REPORTERS AND TRANSCRIBERS  
1323 RHODE ISLAND AVE., N.W.  
WASHINGTON, D.C. 20005-3701

1 imposing requirements where rulemaking is not  
2 necessary, and several Staff actions.

3 There were four longer-term studies, and  
4 we just mentioned one of them, one of them was  
5 hydrogen, but these were situations where the Near-  
6 Term Task Force did not believe we had sufficient  
7 information to make a recommendation that was well  
8 founded, and it required additional study. That  
9 doesn't mean that you wait four years to start the  
10 evaluation. You start the evaluation now, but it's  
11 longer-term. We need more information. Next slide.

12 The focus of the Steering Committee -- not  
13 the Steering Committee, the Task Force was to examine  
14 -- we examined our regulatory framework, and  
15 identified that the regulatory framework is founded on  
16 a defense-in-depth concept. And that defense-in-depth  
17 concept has been applied in a number of different ways  
18 in different parts of our regulations. But the one  
19 that seemed appropriate and lasting for us was the  
20 concept of protection, mitigation, and preparedness.  
21 So, that was the way in which we structured our  
22 recommendations and our study. And, of course, we also  
23 looked internal at ourselves, at our own programs.

24 So, the first recommendation had to do  
25 with the framework. This was a framework for beyond

**NEAL R. GROSS**

COURT REPORTERS AND TRANSCRIBERS  
1323 RHODE ISLAND AVE., N.W.  
WASHINGTON, D.C. 20005-3701

1 -- what we currently call beyond --

2 CHAIRMAN ABDEL-KHALIK: I'm sorry to  
3 interrupt, but let's just get the terminology  
4 straight.

5 What do you mean exactly by the words  
6 "near-term", and "long-term?" Do you have a time line  
7 that that translates to?

8 MR. GROBE: Well, in the Tasking Memorandum  
9 that came from the Commission, there was an  
10 expectation of the time line, and that was that the  
11 near-term would be done in 90 days, and the long-term  
12 would be six months after that.

13 The 90-day near-term report took about 120  
14 days, and I believe longer-term --

15 CHAIRMAN ABDEL-KHALIK: Well, my question  
16 pertains not to the preparation of the reports, but  
17 completion of the actions designated as near-term --

18 MR. GROBE: Oh, I'm sorry.

19 CHAIRMAN ABDEL-KHALIK: -- or the  
20 actions designated as long-term.

21 MR. GROBE: The -- I think the Task Force  
22 was very aware of the Agency's past practices in the  
23 area of following up on major events. We've done a  
24 good deal of time at the beginning of our work  
25 studying how the Agency responded, and the federal

**NEAL R. GROSS**

COURT REPORTERS AND TRANSCRIBERS  
1323 RHODE ISLAND AVE., N.W.  
WASHINGTON, D.C. 20005-3701

1 government, quite frankly, responded to Three Mile  
2 Island. We also studied how the Agency responded to  
3 9/11.

4 Our conclusion from that was that we have  
5 to insure that we are very careful and methodical in  
6 how we approach these recommendations, and to insure  
7 that we don't overreach, and also to insure that if we  
8 cause action to be taken to change our regulations or  
9 to modify the plants and the way they operate that  
10 that is the right action, and it doesn't have to be  
11 redone in the future.

12 For that reason, there's a significant  
13 emphasis and recognition on the need for engagement  
14 with the industry and our stakeholders to clarify in  
15 some areas of these recommendations exactly what would  
16 be the best approach in implementing the  
17 recommendation. That recommendation was fairly high-  
18 level.

19 A good example of that, again, is the  
20 hardened vents. There's a clear outcome from Fukushima  
21 and from studying how we implemented hardened vents.  
22 There's a clear conclusion; two things. One is we  
23 should have a requirement, it shouldn't just be a  
24 voluntary situation. And secondly, we need to focus  
25 more attention on the reliability of the hardened

**NEAL R. GROSS**

COURT REPORTERS AND TRANSCRIBERS  
1323 RHODE ISLAND AVE., N.W.  
WASHINGTON, D.C. 20005-3701

1 vents, and that reliability has to do with passive  
2 function versus active function, it has to do with the  
3 ability to function without AC power, has to do with  
4 the accessibility of the valves, the location of the  
5 valves, things of that nature.

6 So, we should not -- the Commission should  
7 not independently define exactly how those systems  
8 should be designed, we should collect information on  
9 the best thinking. So, the timing for each of these  
10 regulations, excuse me, each of these recommendations  
11 would be dependent upon the level and need for  
12 engagement with folks like yourself, the industry, our  
13 external stakeholders. And it should be methodical  
14 and take into consideration all of those appropriate  
15 points of view. So, there isn't -- that was a long  
16 answer.

17 (Simultaneous speech.)

18 MR. GROBE: Yes, there isn't a specific  
19 time frame other than there's certain recommendations  
20 that should be begun, that should be initiated very  
21 promptly, meaning today, within the next couple of  
22 months.

23 CHAIRMAN ABDEL-KHALIK: Let me give you a  
24 reference point. The Koreans have come up with a list  
25 of 50 items that they need to implement at their

**NEAL R. GROSS**

COURT REPORTERS AND TRANSCRIBERS  
1323 RHODE ISLAND AVE., N.W.  
WASHINGTON, D.C. 20005-3701

1 plants, and they define near-term as actions that must  
2 be concluded by the end of 2012, and they define  
3 intermediate and long-term actions as things that must  
4 be completed in the years 2013 to 2015, and I  
5 emphasize the word "completed." Is that consistent  
6 with your understanding and/or expectations?

7 MR. GROBE: We have not provided that kind  
8 of context on our recommendations. I would think some  
9 of the recommendations can be completed in a matter of  
10 months, not years. I believe other recommendations are  
11 going to take a couple of years to complete, and there  
12 are some recommendations that will take multiple years  
13 to complete. So, we did not parse the recommendations  
14 in that way.

15 I don't know -- I haven't studied the 50  
16 recommendations that Korea used, but it's entirely  
17 likely that they can parse them that way. We did not  
18 do that.

19 MS. CUBBAGE: In the context of our report,  
20 near-term was were areas where we felt we could come  
21 up with a specific recommendation in the near-term,  
22 and then the long-term evaluations would be passed to  
23 the longer-term evaluation. That's the near-  
24 term/long-term context for our report, but more  
25 details will be coming out with the Commission papers

**NEAL R. GROSS**

COURT REPORTERS AND TRANSCRIBERS  
1323 RHODE ISLAND AVE., N.W.  
WASHINGTON, D.C. 20005-3701

1 that are coming due soon.

2 (Simultaneous speech.)

3 CHAIRMAN ABDEL-KHALIK: So near versus  
4 long-term in your context pertains to when the actions  
5 are to be defined rather than when they are to be  
6 completed.

7 MR. GROBE: Yes. And that's not how we  
8 chose to define it, that's the Tasking Memorandum that  
9 we received from the Commission.

10 MR. DORMAN: I think we also -- the six of  
11 us were not in a position to make statements  
12 concerning availability of NRC or industry resources  
13 to implement these things. We were cognizant of the  
14 time frames of our normal processes, and we recognized  
15 that rulemakings typically take several years to  
16 accomplish to the point of a final rule. And then  
17 depending on the complexity of implementation may take  
18 a full operating cycle to achieve implementation. So,  
19 that's the multiple years Jack was referring to, we  
20 were looking at some of those things as potentially  
21 four to six years out before they get completed, which  
22 is why in several cases we recommended that in the  
23 interim there are actions that could be taken through  
24 orders that could be implemented in the 12 to 18-month  
25 time frame, or even less, that could provide an

**NEAL R. GROSS**

COURT REPORTERS AND TRANSCRIBERS  
1323 RHODE ISLAND AVE., N.W.  
WASHINGTON, D.C. 20005-3701

1 enhanced margin of safety, while that process runs its  
2 course. So, we have a general plot of time lines, but  
3 the Agency's Long-Term Steering Committee, and  
4 probably in the 45-day paper that's due to the  
5 Commission October 3<sup>rd</sup> will have more of a discussion  
6 of characterization and time lines going forward.

7 CHAIRMAN ABDEL-KHALIK: Thank you.

8 MR. GROBE: Okay. Recommendation 1 was to  
9 enhance the framework. The focus of this was two-  
10 fold. The principal focus was the fact that we have  
11 these concepts that we currently call beyond design  
12 basis, and that's founded in the regulations and the  
13 regulatory framework that was established in the `60s  
14 and `70s where we have a number of design basis  
15 accidents, and we've identified through risk analysis  
16 and further insights in the `70s, `80s, `90s that  
17 things like station blackout, like anticipated  
18 transient without scram, these are beyond design basis  
19 events that require our attention. And the  
20 Commission's description, its Policy Statements do not  
21 deal well with those concepts.

22 And we felt that it would be beneficial to  
23 both the predictability and the clarity of our  
24 regulations, as well as the ability for our licensees  
25 to understand our regulations, and to be able to

**NEAL R. GROSS**

COURT REPORTERS AND TRANSCRIBERS  
1323 RHODE ISLAND AVE., N.W.  
WASHINGTON, D.C. 20005-3701



1 operate within them in a reliable fashion from a  
2 business perspective, that we should have a more -- we  
3 should have more clarity in our regulatory framework  
4 addressing these areas.

5 Again, the Commission directed the Staff  
6 to study this issue and bring forward a clear  
7 recommendation in 18 months, and that's on our plate.  
8 That's a tasking for the Staff.

9 MEMBER CORRADINI: So, can we just take  
10 those two special events which are now in some sense  
11 regulated kind of in a gray area between design basis  
12 and beyond design basis. So, those two that you just  
13 mentioned as an example, one possible outcome of this  
14 enhancement might be that within certain rules and  
15 recommendations they would fall within the design  
16 basis, such that SBOs --

17 MR. GROBE: No.

18 MEMBER CORRADINI: I'm trying to understand  
19 potential eventualities of what you guys are  
20 suggesting. That's what I'm --

21 MR. GROBE: You guys can jump in here any  
22 time, but we weren't suggesting that we expand the  
23 design basis. What we were suggesting is that we  
24 create this new category called extended design basis.  
25 I think those were the words.

**NEAL R. GROSS**

COURT REPORTERS AND TRANSCRIBERS  
1323 RHODE ISLAND AVE., N.W.  
WASHINGTON, D.C. 20005-3701

1 MEMBER CORRADINI: So, you're going to  
2 define the gray region. Is that what --

3 MR. GROBE: Yes.

4 MS. CUBBAGE: Define the region and apply  
5 it more consistently, and have more guidance on how  
6 and when to --

7 VICE CHAIRMAN ARMIJO: Yes, it's kind of  
8 hard to see the difference between an expanded --

9 MR. DORMAN: Let me -- if you take things  
10 like ATWS and station blackout and bring them into the  
11 design basis as currently defined in Part 50, you  
12 incur a set of requirements on those areas that they  
13 don't currently have in terms of --

14 MEMBER CORRADINI: System safety  
15 components.

16 MR. DORMAN: Yes, and QA requirements,  
17 Maintenance Rule requirements, and so on.

18 MEMBER CORRADINI: And then we'll see  
19 diversity --

20 MR. DORMAN: Yes. Our vision was that this  
21 extended design basis would have a consistent  
22 application of some graded application of those types  
23 of measures to things that are applied to low  
24 probability but potentially high consequence events,  
25 and in a manner that addresses the elements of

**NEAL R. GROSS**

COURT REPORTERS AND TRANSCRIBERS  
1323 RHODE ISLAND AVE., N.W.  
WASHINGTON, D.C. 20005-3701

1 defense-in-depth in a balanced approach so that we're  
2 addressing -- for those low probability high  
3 consequence events we're addressing protection,  
4 mitigation, and emergency response in a balanced  
5 manner.

6 MR. GROBE: Now, I want to make it clear,  
7 our Recommendation 2.1 regarding seismic and flooding  
8 could redefine the design basis events for individual  
9 licensees, because it requires them to reevaluate to  
10 current day standards.

11 MEMBER CORRADINI: The probable maximum --

12 MEMBER POWERS: Your explanation leaves me  
13 very confused. In the design basis we have an  
14 accident involving the double-ended guillotine pipe  
15 break which has an extraordinarily low probability,  
16 very high consequences, and we apply the QA things to  
17 that, so which of these gray area things is going to  
18 have less than that because its probability is less  
19 than the double-ended guillotine pipe break?

20 MR. DORMAN: Actually, one of the things  
21 that we talked about in one of our meetings with the  
22 Commission on this was the potential that the  
23 framework that we proposed would give them a structure  
24 in which to address the extremely low probability  
25 LOCAs, so that potentially the double-ended guillotine

**NEAL R. GROSS**

COURT REPORTERS AND TRANSCRIBERS  
1323 RHODE ISLAND AVE., N.W.  
WASHINGTON, D.C. 20005-3701

1 could move from design basis to extended design basis  
2 under this framework, and be addressed in that  
3 context. I think the --

4 MEMBER POWERS: Then we might create  
5 something called -- like a transition break size for  
6 want of a better term.

7 It seems to me that you're running into a  
8 problem of creating this gray area because -- in the  
9 name of consistency and gradation that it's never  
10 going to be consistent unless you do the whole  
11 regulatory structure.

12 MR. GROBE: Actually, there's a tremendous  
13 amount of good work in the -- oh, God, what is it  
14 called? Yes, thank you, technology neutral regulatory  
15 framework. There's a tremendous amount of good work  
16 in there, and we should leverage that work into our  
17 current regulatory structure for our operating plants.

18 We can't completely rebuild the plants, we  
19 can't rebuild the regulatory structure, but we should  
20 provide some clarity in these areas so that 50.46(a)  
21 has a home, and it is recognized within the context of  
22 our framework where it lives.

23 MEMBER CORRADINI: But if I could just  
24 restate how you tried to correct me. I want to make  
25 sure I get that right, so let's forget about gray or

**NEAL R. GROSS**

COURT REPORTERS AND TRANSCRIBERS  
1323 RHODE ISLAND AVE., N.W.  
WASHINGTON, D.C. 20005-3701

1 black. But this middle region which you're trying to  
2 define, your point is that you're defining it there  
3 such that things that reside there, and I just picked  
4 the two that you mentioned, others could reside there,  
5 others could move there, would be using systems and  
6 components that may not have the QA stamp of safety-  
7 related that are required for design basis events in  
8 all equipment and components that need to be safety-  
9 related to essentially survive and perform there. Is  
10 that --

11 MR. GROBE: That's the concept.

12 MEMBER CORRADINI: -- the essence of what  
13 this area is?

14 MR. GROBE: Yes.

15 MEMBER CORRADINI: Okay. But then it could  
16 be that as things roll out from the accident and we  
17 learn more and more, certain things that are in the  
18 gray region may move into the black region simply  
19 because their probability is higher than we expect, or  
20 their potential consequences are higher than we  
21 suspect. So, I'm just trying to get clear that -- I'm  
22 not going to disagree at the moment with what -- I  
23 just want to understand what it is, but my point is  
24 they could flow either direction in terms of what  
25 things will flow in and flow out, because Dana's point

**NEAL R. GROSS**

COURT REPORTERS AND TRANSCRIBERS  
1323 RHODE ISLAND AVE., N.W.  
WASHINGTON, D.C. 20005-3701

1 about -- and I was just thinking things were going to  
2 move potentially into a design basis space, or require  
3 the backfits such that -- that are safety-related so  
4 that I have a higher confidence that things will  
5 perform as needed. That's all I'm trying to  
6 understand. But I think I get what you define as this  
7 gray region.

8 Now let me try the region over here,  
9 severe accident. So, what is it about severe accidents  
10 that take it out of the gray region? Is there anything  
11 but gray and black?

12 MR. GROBE: One of the interesting  
13 characteristics of this conversation is that we're  
14 debating something that hasn't been clearly defined  
15 yet.

16 (Simultaneous speech.)

17 MR. GROBE: It's a very fluid conversation.  
18 There's flexibility --

19 MEMBER CORRADINI: That's why we enjoy  
20 talking about it.

21 MR. GROBE: Yes, exactly.

22 MR. DORMAN: I think in our minds, clearly  
23 there is an area beyond the gray area.

24 MEMBER CORRADINI: Okay.

25 MR. DORMAN: But that does not come into

**NEAL R. GROSS**

COURT REPORTERS AND TRANSCRIBERS  
1323 RHODE ISLAND AVE., N.W.  
WASHINGTON, D.C. 20005-3701

1 regulatory control.

2 MEMBER CORRADINI: Okay.

3 MR. DORMAN: So, that in terms of  
4 transition points, obviously, you'd need a transition  
5 between design basis and extended design basis, and  
6 then you'd need a bound on extended design basis.

7 MEMBER CORRADINI: So, can you give me an  
8 example that might pop in your personal head about  
9 what's out there that doesn't flow into the gray, and  
10 doesn't flow in -- like, in other words, I'm trying --  
11 I deal in specifics.

12 MS. CUBBAGE: The meteor strike.

13 MR. GROBE: Yes, the meteor strike.

14 MS. CUBBAGE: That is one that --

15 MEMBER CORRADINI: That was an easy one.

16 MR. GROBE: That was the easy one. Well,  
17 again, without the work that we're going to be doing  
18 over the next 18 months it's difficult to get into a  
19 really strong debate on the subject.

20 The concept is that the things that are in  
21 the beyond design basis are those that have -- that  
22 are beyond the design basis, meaning our current  
23 definition of design basis, have a lower frequency of  
24 occurrence than what we have in our design basis, and  
25 have a significant set of consequences associated with

**NEAL R. GROSS**

COURT REPORTERS AND TRANSCRIBERS  
1323 RHODE ISLAND AVE., N.W.  
WASHINGTON, D.C. 20005-3701

1 them. And we use the words that came out of the IEEE  
2 -- excuse me, the IAEA standards of cliff edge event.

3 MEMBER CORRADINI: Okay.

4 MR. GROBE: Which is what ATWS is, what  
5 station blackout is, cliff edge events.

6 MEMBER CORRADINI: I'm totally with you,  
7 because you then mentioned something else. You've  
8 mentioned all the good things that I wanted to draw  
9 in.

10 So, if I go back to the -- I think it's  
11 18.60, the technology neutral framework, there is a  
12 figure in there that has frequency and dose. So, in my  
13 simple mind the area that's black is where I have  
14 potentially high frequency, or potentially high dose,  
15 and then I get into this region where things become  
16 low enough either in frequency and dose that I then  
17 have a different region.

18 So, is that what the Task Force was  
19 thinking about? Is that a visual mechanism that can  
20 at least kind of concretize what you're thinking?

21 MR. GROBE: Soften the concept of dose. I  
22 don't believe we were talking about Level 3 PRAs dose.  
23 What we were talking about was consequences on the  
24 reactor.

25 MEMBER CORRADINI: Okay, fine. Thank you

**NEAL R. GROSS**

COURT REPORTERS AND TRANSCRIBERS  
1323 RHODE ISLAND AVE., N.W.  
WASHINGTON, D.C. 20005-3701



1 very much. That helps. Thank you.

2 MR. GROBE: Recommendation 1 -- I'm not  
3 done.

4 (Simultaneous speech.)

5 MEMBER-AT-LARGE STETKAR: Something you  
6 just said, I'll ask first. You're thinking about the  
7 reactor. Why would you not think about measuring risk  
8 to public health, which is dose, however I want to  
9 characterize how that risk is measured? Why do we  
10 retain this notion of core damage frequency as  
11 anything -- as the only thing that we're interested  
12 in, because we already know that the frequency of core  
13 damage, and the frequency of releases are not  
14 independent, especially when we extend out to some of  
15 these larger --

16 MR. GROBE: You can't have release without  
17 core damage. Right? But you --

18 MEMBER-AT-LARGE STETKAR: But the  
19 conditional probability of a release given core damage  
20 is not an independent issue for many of your external  
21 events.

22 MR. GROBE: We spent quite a bit of time  
23 talking about this, and independent -- we were not  
24 unaware of the fact that independent of the Task Force  
25 there was an ongoing debate in the Commission paper

**NEAL R. GROSS**

COURT REPORTERS AND TRANSCRIBERS  
1323 RHODE ISLAND AVE., N.W.  
WASHINGTON, D.C. 20005-3701

1 that was forwarded on Level 3 PRAs. Our conclusion, I  
2 think, was based simply on a practicality concept.

3 We can provide adequate protection to the  
4 public health and safety with reasonable confidence  
5 without the sophisticated analysis that's necessary  
6 for a Level 3 PRA. Level 3 PRA in our opinion when we  
7 wrote this report were difficult to perform. They  
8 have a lot of variability in them. And from a  
9 regulatory perspective, it's more of a practicality  
10 argument, and you guys can help me out here if I miss  
11 some points, but how much energy do we want to put  
12 into refining with some level of specificity the Level  
13 3 PRA, and how would we use that to make --

14 (Background noise.)

15 MR. GROBE: -- and is it necessary in our  
16 current framework? And our conclusion was that it's  
17 not necessary. It certainly is interesting, and I  
18 think Gary even said it would be fun, but the  
19 conclusion that we rendered was that we don't need it  
20 today to do what we need to do to protect public  
21 health and safety at an appropriate level. Probably  
22 different opinions about that.

23 MEMBER-AT-LARGE STETKAR: Absolutely.

24 MR. GROBE: With unlimited resources  
25 there's no question that it's something that would

**NEAL R. GROSS**

COURT REPORTERS AND TRANSCRIBERS  
1323 RHODE ISLAND AVE., N.W.  
WASHINGTON, D.C. 20005-3701

1 provide a finer scalpel edge on what we do and how we  
2 do it. But the question is, are those the resources  
3 that you want to spend?

4 MEMBER-AT-LARGE STETKAR: Yes, and this is  
5 certainly not the forum to discuss resources, level of  
6 effort.

7 The other question I had, Jack, is you  
8 mentioned that Staff will prepare a paper regarding  
9 Recommendation 1 sometime over the next 18 months. How  
10 fundamental to the near-term recommendations, the  
11 scope of the near-term recommendations is this notion  
12 of changing fundamental regulatory framework? In  
13 other words, you know, as Mike mentioned, it's always  
14 easy and interesting to sit around and discuss things  
15 as long as they're in the future.

16 Why isn't Recommendation 1 something that  
17 we should be working on today internally in the  
18 Commission, not put off for 18 months with additional  
19 consideration, and five years down the road we'll  
20 think about eventually getting around to changing the  
21 regulatory framework that will take another decade to  
22 do.

23 MR. DORMAN: You used the term "fundamental  
24 change," and I want to start by perhaps somewhat  
25 challenging the premise that this is a fundamental

**NEAL R. GROSS**

COURT REPORTERS AND TRANSCRIBERS  
1323 RHODE ISLAND AVE., N.W.  
WASHINGTON, D.C. 20005-3701

1 change that we've proposed.

2 What we proposed to the Commission was  
3 that within the framework of the existing 51.09 and  
4 the associated criteria for evaluating potential  
5 backfits and exceptions to backfit analysis, that the  
6 staff has ample guidance and experience with cost-  
7 benefit analyses under 51.09, that with the compliance  
8 exception we deal in compliance space through our  
9 oversight process all the time. But in the criteria  
10 related to adequate protection or potentially  
11 redefining the level of protection to be regarded as  
12 adequate, clearly those are Commission decisions, but  
13 the Staff has virtually no guidance on how to frame a  
14 recommendation in that area, what factors to consider,  
15 how to apply that.

16 In the context of these low probability  
17 high consequence events, what the Task Force proposed  
18 was using the defense-in-depth as discussed in the  
19 safety goal Policy Statement, and reflected in other  
20 international standards as a framework for evaluating  
21 these events, and framing a recommendation relative to  
22 adequate protection.

23 Now, to go to the more particular  
24 question, we applied that framework in evaluating our  
25 recommendations. We originally had this --

**NEAL R. GROSS**

COURT REPORTERS AND TRANSCRIBERS  
1323 RHODE ISLAND AVE., N.W.  
WASHINGTON, D.C. 20005-3701

1 Recommendation 1 was originally -- that section was  
2 originally at the back of our report and we moved it  
3 to the front because it was the framework that we used  
4 to look at the rest of it.

5 What the Commission has asked the Staff to  
6 do looking at our report is to take Recommendation 1  
7 out 18 months, and look at the remainder of the  
8 recommendations with the framework that we have today.  
9 So, that's what the Staff is doing in the 21-day paper  
10 and the 45-day paper, is looking at the  
11 recommendations that we developed and used in the  
12 balanced approach to defense-in-depth that we  
13 proposed. And the Staff is looking at those in light  
14 of guidance that exists today.

15 So, in terms of do we need to be -- do we  
16 need to do this one to be able to get to these, I  
17 think that the Staff's answer is generally going to be  
18 no, but -- and then the Staff will address to the  
19 Commission --

20 MEMBER-AT-LARGE STETKAR: But if I  
21 understand your answer, you said that this type of  
22 framework informed your decisions about the  
23 recommendations, and any priorities, for example, that  
24 may come out of them. So, this basic notion is  
25 something that, indeed, you did use.

**NEAL R. GROSS**

COURT REPORTERS AND TRANSCRIBERS  
1323 RHODE ISLAND AVE., N.W.  
WASHINGTON, D.C. 20005-3701

1 MR. DORMAN: It is. Having said that, one  
2 of the things we looked at, Jack mentioned, the  
3 response to 9/11. Many of the enhancements to  
4 security after 9/11 were imposed as redefining the  
5 level of adequate protection.

6 Those decisions were made in the  
7 Commission, no conditional guidance came back to the  
8 Staff on it. We decided that these were redefining  
9 adequate protection for these reasons, and consider  
10 that in the future. So, what we found is, the Staff  
11 has no better guidance today in 2011 than we had in  
12 2001 in how to take a significant event and assess it  
13 in terms of our framework in terms of a new  
14 requirement based on redefining adequate protection.

15 So, we proposed that the Staff would  
16 benefit from such guidance. And, as Jack indicated,  
17 we think that the public would better understand why  
18 we do what we do, and the industry better understand  
19 what to anticipate in response to an event like this,  
20 if we had more guidance on how to frame such a  
21 decision.

22 MEMBER-AT-LARGE STETKAR: Well, I mean,  
23 even that anecdote about here we are in -- you know,  
24 the 10<sup>th</sup> anniversary this weekend, and the Staff yet  
25 has guidance, which is something that prompted my

**NEAL R. GROSS**

COURT REPORTERS AND TRANSCRIBERS  
1323 RHODE ISLAND AVE., N.W.  
WASHINGTON, D.C. 20005-3701

1 question about relative timing and priorities  
2 regarding this particular recommendation, recognizing  
3 the practicality of the time that would be required to  
4 actually fully implement it going forward. Anyway,  
5 thanks.

6 MR. GROBE: Recommendation 2. Okay.  
7 Recommendation 2 addresses seismic and flooding  
8 analysis. The Task Force looked at the various  
9 external events and identified flooding and seismic as  
10 particular areas that we recommend that the Staff  
11 focus on.

12 This is because the fundamental knowledge  
13 on these concepts, or the data that we have to think  
14 about these concepts, or the analytical tools have  
15 advanced sufficiently since the `60s and `70s when our  
16 current operating fleet was originally licensed, that  
17 these issues should be revisited.

18 We had -- let me finish my sentence. Good  
19 grief.

20 (Laughter.)

21 MR. GROBE: We had several recommendations  
22 in this area. One is longer-term, one is an interim  
23 action, and then a rulemaking to make this a lasting  
24 recurring activity.

25 MEMBER-AT-LARGE STETKAR: Okay. Suppose

**NEAL R. GROSS**

COURT REPORTERS AND TRANSCRIBERS  
1323 RHODE ISLAND AVE., N.W.  
WASHINGTON, D.C. 20005-3701

1 the Fukushima event had involved the worst tornado  
2 that had ever occurred in the history of the earth,  
3 would Recommendation 2 still say update seismic and  
4 flooding analyses because these are the areas --

5 MR. GROBE: Yes.

6 MEMBER-AT-LARGE STETKAR: -- that we have  
7 -- we recognize were one of the most --

8 MR. GROBE: And if you're a marketing  
9 manager, you appreciate that this is difficult to  
10 sell. But, in fact, we actually looked at everything.  
11 We did. We talked to each of the experts in each of  
12 these areas, and the conclusion was the way the Agency  
13 handled winds, high winds, whether it's tornados, or  
14 hurricanes, the way it handled ice and snow, there  
15 hasn't been a lot of advancement which would cause us  
16 to call into question whether or not there's still  
17 sufficient basis --

18 MEMBER SHACK: Tornado winds are  
19 decreasing.

20 MR. GROBE: So, we actually looked at each  
21 of these and concluded that seismic and flooding were  
22 the two areas that we should focus on, the Staff  
23 should focus on.

24 MEMBER POWERS: Looking at your report, I  
25 came away saying, Jack, I need a little more

**NEAL R. GROSS**

COURT REPORTERS AND TRANSCRIBERS  
1323 RHODE ISLAND AVE., N.W.  
WASHINGTON, D.C. 20005-3701



1 background context, what you were thinking about on  
2 this particular one. In particular, on updating the  
3 seismic, how does this interface with GSI-199. And on  
4 the flooding analysis, I said this is an area that I  
5 have a dint of an ill-spent youth, I'm sure, had to  
6 deal with a lot in connection with early site permits  
7 and things like that, and the context of climate  
8 change. Because what -- I mean, what we do on the  
9 flooding analysis, typically, is they look at 50-year  
10 or 100-year data, and they say well, what was the  
11 worst flood we ever had, and we'll protect against  
12 that one. And it's a practicality. There's no data  
13 prior to 100 years for many, many of the plants, and  
14 even the data you have there's ahhh -- because you  
15 don't have to go back very far and people just didn't  
16 measure things.

17 So, that context was kind of missing for  
18 me on what your thinking was. I'm not criticizing the  
19 recommendation.

20 MR. GROBE: I mean, you guys have four  
21 questions in one question.

22 MEMBER POWERS: Yes, I did, but I'm really  
23 only asking for the context of your thinking about  
24 this recommendation.

25 MR. GROBE: Well, I mean, we've been

**NEAL R. GROSS**

COURT REPORTERS AND TRANSCRIBERS  
1323 RHODE ISLAND AVE., N.W.  
WASHINGTON, D.C. 20005-3701

1 recently dealing with concepts of likelihood of dam  
2 failure, and consequences of dam failure at a site.  
3 And as I'm -- a novice in every technical area. I'm  
4 not an expert in any. But as we got into this issue,  
5 it became very clear to me that the analytical tools  
6 we have today to project the likelihood of  
7 consequences of a dam failure are far superior to what  
8 we had when we originally licensed these plants. The  
9 water flow, the levels, the rapidity with which the  
10 water gets to different places just simply are  
11 geosynchronous satellites in our ability to map the  
12 earth to be able to project that, far superior to what  
13 we had 40 years ago.

14           So, it was these two areas where based on  
15 our study of what we've done in the past, and  
16 extensive discussions with the experts in all of the  
17 external events areas, that we concluded warranted  
18 revisiting.

19           With respect to 199, let me -- I think was  
20 your other question. There is a very close  
21 connectivity. 199 addresses the increased likelihood  
22 of seismic exceedances east of the Rocky Mountains.  
23 Those increased likelihoods, principally, are at the  
24 high frequencies which are typically less damaging to  
25 structures and large facilities; notwithstanding,

**NEAL R. GROSS**

COURT REPORTERS AND TRANSCRIBERS  
1323 RHODE ISLAND AVE., N.W.  
WASHINGTON, D.C. 20005-3701

1 there is some likelihood that those safe shutdown  
2 earthquakes in the current licensing basis could be  
3 exceeded, and that should be studied.

4 We evaluated that and concluded that we  
5 didn't see a need for imminent action, but we needed  
6 -- we saw a need to take some action, and that's 199.

7 The way in which you establish the  
8 spectrum in new reactor licensing and in 199 is the  
9 same, the ground motion response spectrum. The way in  
10 which you design the plant for a new reactor license  
11 is that you will design it to meet that spectrum. So,  
12 the back end of 199 is different. 199 has you do a  
13 probabilistic analysis, either a seismic margins  
14 analysis, or a seismic PRA. And if you find  
15 exceedances of 10 to the minus 5, then 199 asks you to  
16 address those, and identify what would reduce it to  
17 below 10 to the minus 5 core damage frequency.

18 So, the back end of 199 is different than  
19 the back end of the new reactor licensing concepts. As  
20 a matter of fact, the design certs are based on a  
21 seismic spectrum that is anchored as .3g. And the  
22 design cert is done based on that. Typically,  
23 licensees only select sites where that .3g spectrum  
24 bounds a specific site ground response, ground motion  
25 response spectrum. Otherwise, there's a whole lot of

**NEAL R. GROSS**

COURT REPORTERS AND TRANSCRIBERS  
1323 RHODE ISLAND AVE., N.W.  
WASHINGTON, D.C. 20005-3701

1 analytical work that needs to be done to either show  
2 you have margin or redesign the specific parts of the  
3 plant. So, typically, licensees will select sites that  
4 are bounded by that .3g spectrum.

5 MEMBER SIEBER: Do you foresee that new or  
6 advanced studies is seismic, flooding, tsunamis, and  
7 other natural effects will affect the licensing basis  
8 for existing plants?

9 MR. DORMAN: What we recommended was what  
10 we termed the confirmation of the licensing basis,  
11 design basis on a 10-year interval anticipating that  
12 there will be advances in understanding, continue to  
13 be advances in understanding of seismic and flood  
14 hazards. And the confirmation --

15 MEMBER SIEBER: And new events.

16 MR. DORMAN: Yes. And the reason we use  
17 the term "confirmation," if you look at 2.1  
18 Recommendation was to do an analysis now of the  
19 existing fleet. We used the term, I think, analysis  
20 for 2.1. In 2.2 we recommended a confirmation. So,  
21 the confirmation in our mind was look at what the  
22 change is in the state of knowledge and the state-of-  
23 the-art in analysis and if there are significant  
24 changes then you may need to do a re-analysis. But  
25 that's why we used the confirmation of the design

**NEAL R. GROSS**

COURT REPORTERS AND TRANSCRIBERS  
1323 RHODE ISLAND AVE., N.W.  
WASHINGTON, D.C. 20005-3701

1 basis, so if there are significant changes over that  
2 10-year interval, then that may kick you into an  
3 analysis. But we were envisioning a lighter level of  
4 effort for the first step in that 10-year --

5 MEMBER SIEBER: Well, the term  
6 "confirmation," to me, you know, I can take it as a  
7 knowledgeable person on this Committee working with  
8 the Staff, or I could take it as a public individual  
9 who would say I'm going to confirm this, which means  
10 I'm going to do my level best to make sure it comes  
11 out the same as it was before. And, to me, the term  
12 is not exactly the right term to use.

13 MR. DORMAN: Okay.

14 MEMBER SIEBER: I think you ought to  
15 approach that with an open mind because as events  
16 occur, you may redefine the envelope of the severity  
17 of those events, and it may affect the licensing basis  
18 of existing plants, and you've got to do something  
19 about that.

20 MR. GROBE: There's been a lot of  
21 discussion. We have a very robust operating experience  
22 program, and if we -- and generic issues program. And  
23 if we identified some new knowledge either based on  
24 events or research that caused us to conclude that  
25 there was a prompt safety concern, we wouldn't wait

**NEAL R. GROSS**

COURT REPORTERS AND TRANSCRIBERS  
1323 RHODE ISLAND AVE., N.W.  
WASHINGTON, D.C. 20005-3701

1 for the 10 years. We would process that promptly  
2 through our existing processes.

3 This particular recommendation, it's 2.2  
4 I think. It's really unclear. We have to spend a lot  
5 of time thinking about the guidance on when we have to  
6 redo the analysis, and when it's simply sufficient,  
7 and how you make those judgments. And it's this whole  
8 concept of confirmation.

9 MEMBER CORRADINI: Is the time frame also  
10 part of that hard thinking? I was trying to  
11 understand where you guys got the 10 years from. Is  
12 this just an example of some sort of periodic  
13 reassessment? Is that really the 10 years at this  
14 point?

15 MS. CUBBAGE: There's also a recognition of  
16 the time it would take to do a reassessment.

17 MEMBER CORRADINI: Okay.

18 MS. CUBBAGE: And you don't want to do it  
19 every two years.

20 MR. DORMAN: Yes, you want sufficient  
21 interval to allow the evolution of the knowledge and  
22 the technology, so you didn't want to do it so  
23 frequently that it became -- that you didn't get  
24 meaningful evolution in that time period.

25 MEMBER SHACK: So, it was easier to pick a

**NEAL R. GROSS**

COURT REPORTERS AND TRANSCRIBERS  
1323 RHODE ISLAND AVE., N.W.  
WASHINGTON, D.C. 20005-3701

1 time than it was to come up with the criteria for what  
2 we --

3 MR. DORMAN: That's --

4 MR. GROBE: And the timing -- I mean, the  
5 licensed life of the existing plants is 40 years. The  
6 current license extension is 20 years, and maybe life  
7 beyond 60 will be 10 years, don't know where that's  
8 going to take us. But it seemed like an appropriate  
9 interval.

10 MS. CUBBAGE: And keep in mind that this  
11 was a proposal for a rulemaking so there will be a lot  
12 of detailed engagement with all stakeholders.

13 MR. GROBE: And you may have the  
14 opportunity to engage.

15 MEMBER SHACK: Well, it's 2.1 that -- just  
16 come back to that one for a second, because that's an  
17 order. And my understanding is that that's a change  
18 in the design -- I mean, I look at 199 as kind of a  
19 risk-informed approach to this. You're going to go off  
20 and look at this, and okay, if you exceed the design  
21 basis but you're still okay from a PRA or a seismic  
22 margins event, you're okay.

23 You have introduced a new step here now.  
24 You're going to actually look at the design basis --  
25 and I just want to check that that is, in fact, your

**NEAL R. GROSS**

COURT REPORTERS AND TRANSCRIBERS  
1323 RHODE ISLAND AVE., N.W.  
WASHINGTON, D.C. 20005-3701

1 intent.

2 MS. CUBBAGE: That was the intent.

3 MR. GROBE: That was the intention.

4 MEMBER SHACK: And why choose that over the  
5 risk-informed approach that I associate with 199, I  
6 guess is my question.

7 MR. GROBE: I can only speak as one Task  
8 Force member, but from my perspective it was a re-  
9 baselining. It was -- there's sufficient change in  
10 these concepts that we felt -- I felt that there was  
11 a need to re-baseline the design basis in these two  
12 areas.

13 MEMBER CORRADINI: The re-baselining could  
14 mean a new SSE.

15 MR. GROBE: Yes. It will like change SSE  
16 at a number of plants.

17 MS. CUBBAGE: Some sites the hazards may  
18 have gone down.

19 MR. GROBE: Yes, there are sites where it  
20 has gone down.

21 MEMBER SHACK: Did you think through what  
22 would happen -- you know, I can envision somebody  
23 coming up with a new SSE. I can change equipment, I  
24 can read the analyses. It's calling for me to redesign  
25 my basemat. And I assume that you will have some sort

**NEAL R. GROSS**

COURT REPORTERS AND TRANSCRIBERS  
1323 RHODE ISLAND AVE., N.W.  
WASHINGTON, D.C. 20005-3701



1 of an -- would there be an exemption at that point?  
2 You would go to something like a seismic margin  
3 analysis, seismic PRA. You would go to the design  
4 basis first before you went to -- which is the  
5 difference between 199 --

6 MS. CUBBAGE: You're raising some great  
7 issues, and I think it's premature for us to get into  
8 the details of how that would play out, because we've  
9 got -- the Commission has got to weigh in, et cetera,  
10 et cetera. And there'll be a lot of dialogue, I  
11 believe, going forward on it.

12 MR. DORMAN: But, I mean, you're touching  
13 on an issue that I think will be -- not to presuppose  
14 what the Commission will direct in terms of what  
15 process, regulatory process we'll go through. We said  
16 order. But I think that whatever regulatory process  
17 we're in, there's going to need to be a robust  
18 discussion of what the criteria -- what the Staff's  
19 acceptance criteria will be for what we've -- I think  
20 our words were something like upgrade equipment, as  
21 necessary, or as appropriate.

22 The acceptance criteria associated with  
23 that, because you're dead on. I mean, we can stiffen  
24 relays, and we can stiffen pumps, but we're not going  
25 to fundamentally change the buildings as a result of

**NEAL R. GROSS**

COURT REPORTERS AND TRANSCRIBERS  
1323 RHODE ISLAND AVE., N.W.  
WASHINGTON, D.C. 20005-3701

1 this re-analysis. So, whether that shows up as an  
2 exception to an order, an exception to a regulation --

3

4 (Simultaneous speech.)

5 MEMBER RAY: The draft Generic Letter  
6 refers to backfit three different times, the Backfit  
7 rule is applied. I took that to mean what it says.

8 MR. GROBE: Recognizing that backfit has  
9 four components.

10 MEMBER RAY: Yes.

11 MR. GROBE: Right.

12 MEMBER RAY: But, I mean, I think you're  
13 going beyond it just being quite as vague as you were  
14 saying. It very specifically says this would then be  
15 subject to the Backfit Rule if any change was  
16 considered necessary.

17 MS. CUBBAGE: Well, I think --

18 MR. GROBE: Actually, that's not what this  
19 says. The recommendation --

20 (Simultaneous speech.)

21 MR. DORMAN: Generic Letter for 199.

22 MR. GROBE: That's right.

23 MS. CUBBAGE: There's the Task Force  
24 recommendation as it stands, because the report is  
25 done. Then there's the draft Generic Letter, which is

**NEAL R. GROSS**

COURT REPORTERS AND TRANSCRIBERS  
1323 RHODE ISLAND AVE., N.W.  
WASHINGTON, D.C. 20005-3701

1 on the table. And then there's what's going to go  
2 forward to the Commission, and what the Commission  
3 will decide, that may or may not change the direction  
4 of GI 199, but there --

5 MEMBER RAY: Well, the Generic Letter is  
6 broader than GI 199. It includes it, but it also  
7 includes the west coast plants.

8 MR. GROBE: It does, and that was --

9 MEMBER RAY: And, like I said, I took it  
10 because of the timing to reflect an evolution of the  
11 next step of what you were just talking about. I  
12 realize you're not the author of the Generic Letter,  
13 but the Generic Letter does reflect, I thought, what  
14 these Task Force recommendations were saying.

15 MS. CUBBAGE: There's a parallel, but I  
16 wouldn't necessarily draw the --

17 MEMBER RAY: The two things may be  
18 disconnected.

19 MEMBER SIEBER: But they should mesh, so we  
20 should --

21 MS. CUBBAGE: Eventually --

22 MEMBER SHACK: But just coming back to  
23 your's, to me, this is part of your Recommendation 1.  
24 Right? When you said order and changing the design  
25 basis, you had, in fact, a notion of a redefinition of

**NEAL R. GROSS**

COURT REPORTERS AND TRANSCRIBERS  
1323 RHODE ISLAND AVE., N.W.  
WASHINGTON, D.C. 20005-3701

1       adequate protection.

2                   MR. GROBE: Yes, absolutely. And it would  
3       replace that 199.

4                   MEMBER SHACK: That is what happens with  
5       the Backfit Rule in this particular case. That's at  
6       least your vision --

7                   MR. GROBE: That's one path through the  
8       Backfit Rule analysis, yes.

9                   VICE CHAIRMAN ARMIJO: Jack, I'd like to go  
10      back to something that John brought up. The  
11      recommendation seems very narrow to me that it's  
12      seismic and flooding. That's what happened at  
13      Fukushima, obviously that should be in there. That's  
14      the way it comes across, but there's other severe  
15      natural phenomena of long duration other than  
16      earthquakes and tsunamis. And John mentioned  
17      tornados. I've experienced hurricanes, but there's  
18      also blizzards, long duration, isolation of a plant.

19                   Could damage access and power in a way  
20      that's different from a flood. And you've kind of  
21      mentioned that yes, we covered that with this  
22      recommendation. I just want to make sure that that is,  
23      in fact, true.

24                   MR. GROBE: That's our opinion, and that's  
25      the underpinning of the recommendation. Seismic and

**NEAL R. GROSS**

COURT REPORTERS AND TRANSCRIBERS  
1323 RHODE ISLAND AVE., N.W.  
WASHINGTON, D.C. 20005-3701

1 flooding is not here because that's what happened at  
2 Fukushima. It's here because those are the areas that  
3 we think we need to advance in the way in which we  
4 regulate our operating plants.

5 MR. DORMAN: Because there's a significant  
6 evolution of knowledge and state-of-the-art since  
7 these plants were licensed. When we looked at high  
8 winds and snows, and freezing, and other issues from  
9 external hazards, we didn't see that kind of  
10 significant delta in where we are -- where the state-  
11 of-the-art is today from where the plants were  
12 licensed. So, that's why those didn't show up in  
13 there. And we perhaps could have benefitted by a  
14 little bit more discussion in the report of why we  
15 left some things out, but if we started getting into  
16 a discussion of all the things we didn't include, the  
17 report would have been a lot longer. But that was the  
18 thinking.

19 VICE CHAIRMAN ARMIJO: Thank you.

20 MEMBER-AT-LARGE STETKAR: Dan or Jack, I  
21 want to come back to this notion of 10-year  
22 reconfirmation, if you want to characterize it that.  
23 First of all, the 10 years is an arbitrary. There are  
24 many, many international regulatory bodies that  
25 invoked a licensing framework that involves a 10-year

**NEAL R. GROSS**

COURT REPORTERS AND TRANSCRIBERS  
1323 RHODE ISLAND AVE., N.W.  
WASHINGTON, D.C. 20005-3701

1 periodic safety review. That's fairly standard in a  
2 large part of the world.

3 MEMBER POWERS: Also completely arbitrary.

4 MEMBER-AT-LARGE STETKAR: Well, but  
5 consistent -- we get points for consistency.

6 MR. GROBE: Our 10 years is not arbitrary.

7 MEMBER-AT-LARGE STETKAR: The question in  
8 seriousness is why restrict that 10-year periodic  
9 examination, if you want to call it that, to seismic  
10 and flooding? You know, you mentioned well, we haven't  
11 really learned much about fires in the last four  
12 years. I would challenge that substantially.

13 I think we've learned a heck of a lot  
14 about fires in the last decade, compared to where we  
15 were in the late 1990s. We've done an awful lot of  
16 research work, experimentation that has changed our  
17 notion about the behavior of fires. We've gathered  
18 data that has changed our notions about the frequency  
19 of various types of fires, the consequential damage  
20 from fires. So, it's not clear to me why fires  
21 shouldn't be included in that notion.

22 We've learned an awful lot about how pumps  
23 behave under near-cavitation conditions. We've  
24 learned an awful lot about what cavitation might be.  
25 We've learned an awful lot about what margins might

**NEAL R. GROSS**

COURT REPORTERS AND TRANSCRIBERS  
1323 RHODE ISLAND AVE., N.W.  
WASHINGTON, D.C. 20005-3701

1 exist for net positive suction head conditions in  
2 various types of designs over the last decade compared  
3 to 40 years ago. Why shouldn't those issue and the  
4 fundamental design basis credit for adequate net  
5 positive suction head also be reviewed on a 10-year  
6 basis?

7 All of those issues are folded into a  
8 regular periodic safety review. Many of them, it's  
9 easy to look at the last decade and say well, we  
10 really haven't learned very much. Others, you do  
11 learn. So, it's not clear to me why simply seismic  
12 and flooding.

13 MR. GROBE: There's not a scientific answer  
14 to th is question.

15 MEMBER-AT-LARGE STETKAR: Okay.

16 MR. GROBE: The -- we had debates, why not  
17 other natural events? And then you get why not other  
18 things that are not natural events, and why not do a  
19 periodic safety review? And we provided a very  
20 comprehensive articulation of our regulatory processes  
21 as contrasted with the others around the world, and  
22 provided that to the IRS team and they acknowledged  
23 that our regulatory structure is equivalent to what --  
24 the robustness of our operating experience, our  
25 generic issues, our revisiting of issues on a realtime

**NEAL R. GROSS**

COURT REPORTERS AND TRANSCRIBERS  
1323 RHODE ISLAND AVE., N.W.  
WASHINGTON, D.C. 20005-3701

1 basis, but it's equivalent.

2 This was simply a recognition -- this  
3 particular recommendation was a recognition of the  
4 advancements in these areas and appreciation that  
5 those advancements may continue. And it's a judgment.  
6 There's nothing scientific about this.

7 MEMBER-AT-LARGE STETKAR: The problem is  
8 that historically a lot of our revisiting of issues  
9 based on operating experience has been a reactionary  
10 process, something has happened in the industry. We  
11 have a station blackout, so station blackout becomes  
12 important. Reactor trip breaks fail to open, so ATWS  
13 becomes important. That's a different notion that  
14 sort of stepping back every decade or so and asking  
15 yourself what have we learned, and what does that  
16 knowledge tell us looking forward.

17 MR. GROBE: Yes, I'd like to just expand  
18 that a little bit. It's not just response to events,  
19 for example, the hardened events was from PRA. And  
20 there's other things that we've learned from PRA. And  
21 need to continue doing that. And our view, as  
22 contrasted with others in other parts of the world is  
23 that we should do that on a realtime basis, and not  
24 wait every 10 years to do it.

25 This particular recommendation was simply

**NEAL R. GROSS**

COURT REPORTERS AND TRANSCRIBERS  
1323 RHODE ISLAND AVE., N.W.  
WASHINGTON, D.C. 20005-3701



1 a continuation of the concept of why we're ordering  
2 this re-analysis. It's because the state of knowledge  
3 has changed so dramatically, maybe it won't change in  
4 the future. It's possible that we know all that we're  
5 going to know. Of course, we never know all that  
6 we're going to know, but what changes is not  
7 significant, in which case a re-analysis is not  
8 necessary. It's not a satisfying answer. I apologize.

9 CHAIRMAN ABDEL-KHALIK: Okay. Let me just  
10 point out that we are on Recommendation 3, and we have  
11 already been --

12 (Simultaneous speech.)

13 MR. GROBE: Recommendation 3 is a bit  
14 easier to deal with. There have been situations where  
15 seismic events have caused fires. It's a very common  
16 thing in industrial, or in residential, and urban  
17 situations. It also occurred at the KK earthquake in  
18 Japan a number of years ago, where they had a fairly  
19 significant transformer fire as a result of the  
20 earthquake.

21 This needs to be studied. We couldn't  
22 come up with a specific recommendation on how you  
23 would modify, how you would apply seismicity  
24 protection to fire, weather systems and things of that  
25 nature. This was a longer-term focus area, not

**NEAL R. GROSS**

COURT REPORTERS AND TRANSCRIBERS  
1323 RHODE ISLAND AVE., N.W.  
WASHINGTON, D.C. 20005-3701

1 meaning to take 10 years to do it, but just take the  
2 appropriate amount of time. And we couldn't provide  
3 a specific recommendation.

4 Recommendation 4, station blackout. Gosh,  
5 one, two, three, four, five, six, seven words. A huge  
6 topic. It's clear the Station Blackout Rule that we  
7 currently have is predicated on the concept of some  
8 event removes electrical power from offsite, and  
9 reliability results in loss of electrical power  
10 onsite. And that's the foundation for the regulations  
11 that we currently have.

12 The Task Force visited that in light of  
13 what occurred at Fukushima, and the concept of cliff  
14 edge events, and clearly station blackout is a cliff  
15 edge event if it occurs. And it should be protected  
16 more holistically in the opinion of the Task Force  
17 than what our current regulations provide.

18 And we conceptualized a three-phase  
19 protective scenario with eight hours of protection,  
20 what we call coping, with minimal operator action,  
21 recognizing that during those eight hours the operator  
22 should be focused on recovering electrical power and  
23 preparing for a longer-term station blackout, if it's  
24 necessary, but not manipulating lots of equipment;  
25 that that should be given to the operators to do the

**NEAL R. GROSS**

COURT REPORTERS AND TRANSCRIBERS  
1323 RHODE ISLAND AVE., N.W.  
WASHINGTON, D.C. 20005-3701

1 operating job of dealing with the casualty.

2 An extended period of coping of 72 hours,  
3 the point of that coping period is to give enough time  
4 to essentially have the calvary arrive to receive  
5 support from offsite, and that's a not normal operator  
6 action, beyond normal operator action to establish  
7 that 72-hour coping period, but still equipment that's  
8 available on site. And then offsite equipment that  
9 would be made available to the facilities in the event  
10 of a station blackout exceeding 72 hours.

11 So, it's a three-phase concept. It also  
12 includes protections beyond the design basis  
13 protections. For example, in the proposal the concept  
14 is that you provide this 8-hour coping in such a way  
15 that it's protected from at least one elevation in the  
16 plant beyond the projected flood levels, so it's  
17 conceptualized to be protected beyond design basis  
18 events at some level.

19 CHAIRMAN ABDEL-KHALIK: What is the logic  
20 for selecting eight hours and 72 hours?

21 MR. GROBE: The logic for eight hours was  
22 simply to give the operators enough breathing space to  
23 respond to the casualty, and if it appears that  
24 they're not going to be able to respond to the  
25 casualty successfully, to have sufficient time to put

**NEAL R. GROSS**

COURT REPORTERS AND TRANSCRIBERS  
1323 RHODE ISLAND AVE., N.W.  
WASHINGTON, D.C. 20005-3701

1 in place the equipment that would get you for a longer  
2 period of coping. And this is equipment that would not  
3 necessarily be installed in the plant.

4 MEMBER CORRADINI: So, can I ask a question  
5 here, because I understand you had to pick some time,  
6 and that makes some sense to me. But at least as I  
7 read the information from the event in Japan, for  
8 Units 2 and 3, they were successful in having RICS  
9 and HIPSI run for two to three days.

10 MR. GROBE: Don't know how they did that.  
11 I'm very interested in that. That's true.

12 MEMBER CORRADINI: Okay. So, I'm struggling  
13 with what -- I mean, I don't want to lessen -- because  
14 I do agree with the recommendation, but on the other  
15 hand, there is a fatal -- there is a flaw in the  
16 design base that caused the event. So, if you go  
17 through Recommendation 2 where you've now very  
18 diligently relooked at the design base, maybe even re-  
19 baselined what the design base is relative to seismic  
20 and flood, what I see here is almost an assumption  
21 that somehow you've missed the design base, now you've  
22 gone beyond design base, and now from a defense-in-  
23 depth standpoint this is what you're requiring.  
24 That's my only justification for understanding why you  
25 came to this. Am I off base?

**NEAL R. GROSS**

COURT REPORTERS AND TRANSCRIBERS  
1323 RHODE ISLAND AVE., N.W.  
WASHINGTON, D.C. 20005-3701

1 MR. GROBE: You're exactly within the  
2 regulatory framework in Recommendation 1.

3 MEMBER CORRADINI: Okay, fine.

4 CHAIRMAN ABDEL-KHALIK: Would you agree  
5 that the selection of -- for specifying eight hours  
6 and 72 hours may not be optimal for all sites?

7 MR. DORMAN: Yes. I think, ultimately, the  
8 question is-- we put out eight and 72 hours to frame  
9 the strategies that we were talking about. And in our  
10 discussions, those were reasonable times to enable the  
11 operators to get the 72 -- get the extended coping in  
12 place, and then get the offsite equipment. But I  
13 think it depends on how much action needs to be taken  
14 to get the extended coping in place. It's potential  
15 that you might need more than eight hours to get the  
16 extended coping in place. It may -- it's possible that  
17 you can show that under conditions associated with a  
18 station blackout and the initiating event that caused  
19 you to be in a prolonged station blackout, that you  
20 can demonstrate that you can with confidence get that  
21 extended coping in place in four hours, then maybe you  
22 could justify a four hours.

23 Similarly, if the offsite equipment is  
24 near enough and you have confidence in infrastructure  
25 to get it to the site and connect it, you might

**NEAL R. GROSS**

COURT REPORTERS AND TRANSCRIBERS  
1323 RHODE ISLAND AVE., N.W.  
WASHINGTON, D.C. 20005-3701

1 justify something less than 72 hours. If you go for  
2 something more regional, you may need to go longer  
3 than 72 hours.

4 So, yes, I think there's room for  
5 discussion in the rulemaking process of a performance  
6 basis for those things. I think there's an elegance  
7 to having one set of answers. We noted that we're  
8 kind of several different answers across the fleet  
9 today in terms of four hours, or eight hours, or  
10 alternate AC. But, ultimately, the best thing for a  
11 site is the best thing for a site, so I think there's  
12 room for discussion of performance basis --

13 MR. GROBE: You're going to get a little  
14 taste of what it was like in the cave for four months.  
15 And Amy and Nathan just sat there when Gary, and Dan,  
16 and I would get into it, and they just kind of sat  
17 back and said oh, man. But I wouldn't answer that  
18 question the same way Dan did.

19 Eight hours, in my opinion, is a minimum.  
20 You're talking about an operator that is having to  
21 deal with a casualty. It's very significant. It's  
22 clearly beyond anything we've analyzed and  
23 contemplated, because we changed the design basis.

24 This is a situation where the operator is  
25 having to deal with something that he does not

**NEAL R. GROSS**

COURT REPORTERS AND TRANSCRIBERS  
1323 RHODE ISLAND AVE., N.W.  
WASHINGTON, D.C. 20005-3701

1 understand, possibly, and is not -- his plant has not  
2 been designed to deal with this in a normal way.

3 The operator is going to have to deal with  
4 two things, trying to figure out why he's lost offsite  
5 power and onsite power, and what he needs to do to  
6 deal with this. And it might be at 1:00 in the  
7 morning where he doesn't have a whole maintenance  
8 staff, and a whole electrical staff, and engineering  
9 staff to help him or her, and then deal with the  
10 concept of hey, I might not get it done in eight  
11 hours, and we've got to start getting ready for beyond  
12 eight hours.

13 That's a lot of stuff. In HRA analysis  
14 perspective, you're putting the operators in a  
15 difficult situation. So, I would not go below eight  
16 hours, personally; 72 is debatable, 72 is simply based  
17 on making sure there's ample margin to get stuff from  
18 offsite. But the eight, in my mind, is a fairly firm  
19 concept just from the standpoint of looking at what  
20 operators have to do in the control room in a casualty  
21 situation that they don't understand.

22 MEMBER SIEBER: Actually, the use of eight  
23 and 72 is sort of deterministic in nature, and I  
24 suspect that each plant has its own unique  
25 circumstances. And we ought to have sufficient

**NEAL R. GROSS**

COURT REPORTERS AND TRANSCRIBERS  
1323 RHODE ISLAND AVE., N.W.  
WASHINGTON, D.C. 20005-3701

1 flexibility to accommodate the circumstances that  
2 exist, and provide sufficient margin because not  
3 everything happens the way you would like it to.

4 MR. GROBE: Yes.

5 MEMBER SIEBER: So, rather than nail down  
6 specifically what these times ought to be, and have a  
7 licensee say I meet the time, but I can't perform the  
8 function under his breath, I would prefer a more open  
9 mind toward what the baseline should be. And a risk-  
10 basis time line serves us better than deterministic  
11 times.

12 MEMBER-AT-LARGE STETKAR: Jack, the Task  
13 Force spent, obviously, a lot of time on this issue.  
14 And I need to ask you a question so that I can  
15 understand the thought process.

16 In the Task Force deliberations, what is  
17 a station blackout? I mean, let me ask you two  
18 questions so you can give me a yes or no answer. Is  
19 a station blackout the complete absence of any  
20 alternating current power whatsoever? Yes or no? No  
21 alternating current.

22 MR. GROBE: I believe the answer is yes.

23 MEMBER-AT-LARGE STETKAR: Okay.

24 MR. DORMAN: Yes, I think that fits how we  
25 applied it, which is --

**NEAL R. GROSS**

COURT REPORTERS AND TRANSCRIBERS  
1323 RHODE ISLAND AVE., N.W.  
WASHINGTON, D.C. 20005-3701



1 MEMBER-AT-LARGE STETKAR: Okay. Let me ask  
2 you the second question, because I was hoping that  
3 that would be yes.

4 Is a station blackout a situation where my  
5 only source of alternating current is from an  
6 operating, perhaps non-safety, perhaps manually  
7 started generator that I've connected to the plant so  
8 I have alternating current lighting my lights and  
9 powering some minimal equipment. Is that a station  
10 blackout? Yes or no? Because I need to understand  
11 this distinction.

12 MS. CUBBAGE: In our minds, that type of  
13 equipment would only come into play after the initial  
14 eight-hour period.

15 MEMBER-AT-LARGE STETKAR: So, a station  
16 blackout is no alternating current in this notion.  
17 The eight-hours is to cope with no alternating  
18 current.

19 MR. DORMAN: Yes.

20 MEMBER-AT-LARGE STETKAR: Thanks. I'm --  
21 honestly, you know, yes or no was fine. And I didn't  
22 hear a lot of --

23 MEMBER POWERS: I really honestly think you  
24 don't want that answer. I think you want to say lack  
25 of adequate alternating power.

**NEAL R. GROSS**

COURT REPORTERS AND TRANSCRIBERS  
1323 RHODE ISLAND AVE., N.W.  
WASHINGTON, D.C. 20005-3701

1 MR. DORMAN: Yes. I think what's different  
2 from -- what's different at Fukushima from what's  
3 envisioned in the station blackout reg guide is it's  
4 not just the power source from offsite and the power  
5 source from onsite, but all of the switch gear was  
6 flooded out, as well. So, my it depends on your  
7 answer is, where is that generator hooking into? If  
8 it's hooking into that same switch gear it's not doing  
9 any --

10 MEMBER-AT-LARGE STETKAR: In some sense it  
11 doesn't. I'm interested in the fundamental concept of  
12 the thing that we call a station blackout, because  
13 that concept has been twisted in a regulatory and an  
14 application framework with many, many different  
15 interpretations to the point where people say well,  
16 I'm coping with a station blackout, but I have  
17 alternating current power available, but that's part  
18 of what I call a station blackout. So, I was  
19 fundamentally interested because you do have  
20 recommendations that are explicit, regardless of  
21 whether it's eight hours or some arbitrary time of  
22 coping with a particular condition in the plant. And  
23 that's what I was trying to understand. Thanks.

24 MR. GROBE: There is an interim  
25 recommendation that goes along with the rulemaking,

1 and that is to -- we do have this B5b equipment in our  
2 plants --

3 MEMBER BROWN: Can I ask one question  
4 relative to his thought? Talk about no AC power,  
5 John, I presume you mean also any batteries that they  
6 --

7 (Simultaneous speech.)

8 MEMBER-AT-LARGE STETKAR: No, I'm -- things  
9 that spin around and create --

10 MEMBER BROWN: Well, that's why I asked the  
11 question. AC power relative to batteries would be --  
12 if you develop for eight hours, or six hours, or two  
13 hours, is not within the I've lost all AC power. It's  
14 available. Okay. I wanted to make sure I understood  
15 that context.

16 CHAIRMAN ABDEL-KHALIK: Please continue.

17 MR. GROBE: Let's move on to Recommendation  
18 5. Recommendation 5 has to do with reliable hardened  
19 vents. The word "reliable" is clearly undefined. At  
20 least we've all defined it in our own minds, but  
21 there's no consensus, necessarily, on what reliable  
22 means.

23 I think I addressed this briefly earlier.  
24 In our minds, reliable embodies the concepts of  
25 passive action versus active action. It involves the

**NEAL R. GROSS**

COURT REPORTERS AND TRANSCRIBERS  
1323 RHODE ISLAND AVE., N.W.  
WASHINGTON, D.C. 20005-3701

1 concepts of availability without AC power, the concept  
2 of accessibility to the equipment that needs to be  
3 operated in different scenarios. So, embodied also in  
4 this recommendation is to study other containment  
5 designs and identify whether or not there's a need for  
6 any change in other containment designs.

7 MEMBER SIEBER: Is the Staff taking any  
8 steps to fully determine what caused the hydrogen  
9 explosion at Fukushima, so that there are Lessons  
10 Learned, because they supposedly had hardened vents  
11 even though they had more than one unit connected to  
12 a single vent. It resulted in destruction of three  
13 reactor buildings, and potentially a containment pool,  
14 four reactor buildings.

15 MR. GROBE: There's a number of things that  
16 are going on. The industry has a Task Force that's  
17 working on developing a sequence of events. The  
18 Government of Japan has directed the completion of a  
19 detailed study of the events and developing a sequence  
20 of events. Department of Energy is going detailed  
21 study of the core progression -- the accident  
22 progression and utilizing our severe accident modeling  
23 to, essentially, benchmark models. So, there's a  
24 number of things going on.

25 Actually, Recommendation 6 is hydrogen

**NEAL R. GROSS**

COURT REPORTERS AND TRANSCRIBERS  
1323 RHODE ISLAND AVE., N.W.  
WASHINGTON, D.C. 20005-3701

1 control. The difficulty the Task Force had was that  
2 there wasn't sufficient information. The common  
3 belief at this point in time was that the containment  
4 vessel was pressurized to a point where gases escaped  
5 through the seals, the O rings on the head, that there  
6 was elastic deformation of the bolts at the head, and  
7 that allowed gases to exceed, which allowed hydrogen  
8 to get into the reactor building, and the common  
9 speculation at this point is that there was -- and  
10 there's some data to support this, that there was  
11 crossflow between Units 3 and 4, but that's not yet  
12 confirmed. And we expect that that will be something  
13 that we understand better in the future, and that  
14 forms the basis for this long-term recommendation.

15 MEMBER SIEBER: So, work is going on, and  
16 it appears as though you understand all the  
17 intricacies, so I'm satisfied.

18 MR. GROBE: Right.

19 MEMBER SIEBER: Thank you.

20 MR. GROBE: Recommendation 7 has to do with  
21 instrumentation, electrical power for instrumentation  
22 for the spent fuel pool, electrical power for spent  
23 fuel pool makeup, as well as an independent capacity  
24 to provide spray into the spent fuel pool in the event  
25 of a severe beyond design basis accident.

**NEAL R. GROSS**

COURT REPORTERS AND TRANSCRIBERS  
1323 RHODE ISLAND AVE., N.W.  
WASHINGTON, D.C. 20005-3701

1                   VICE CHAIRMAN ARMIJO: That instrumentation  
2                   problem with the spent fuel pool, there were  
3                   instrumentation problems related to the vessel and the  
4                   core. I wonder why your recommendation was limited to  
5                   the spent fuel pool, when the real problem was in the  
6                   core.

7                   MR. DORMAN: I think we touch on  
8                   instrumentation in the station blackout recommendation  
9                   in terms of the instrumentation available to the  
10                  operators relative to the reactor during a station  
11                  blackout.

12                  Here we were focused on the recognition  
13                  that the problem was not in the spent fuel pool, but  
14                  absent information about the spent fuel pool, the  
15                  operator spent tremendous of energy addressing a  
16                  potential problem in the fuel pool, that if they'd had  
17                  adequate instrumentation they may have been able to  
18                  focus more of their energy on the reactor. So, I  
19                  think the answer for instrumentation for the reactor  
20                  is in our station blackout recommendations of what  
21                  instrumentation which should be available under those  
22                  conditions.

23                  MEMBER REMPE: That's not consistent with  
24                  what I've read. For example, the thermocouples that  
25                  they use were Type T thermocouples. They had

**NEAL R. GROSS**

COURT REPORTERS AND TRANSCRIBERS  
1323 RHODE ISLAND AVE., N.W.  
WASHINGTON, D.C. 20005-3701

1 temperatures of 500 degrees C for some of the units or  
2 higher, so power, or low power is not just the only  
3 issue, there's also an issue that since this protects  
4 beyond the maximum operating temperature, the water  
5 level was needed to make some near-term actions, so I  
6 guess I would be more concerned about the adequacy of  
7 the actual sensors, not just the need for power of the  
8 sensors.

9 MS. CUBBAGE: I think that's the type of  
10 area where as more information becomes available, it  
11 could form future recommendations as part of the NRC's  
12 long-term. But as far as our 90-day review that wasn't  
13 a level of detail we were able to get into.

14 MR. GROBE: Yes. It clearly was beyond our  
15 capacity in 90 days to deal with this issue. We could  
16 have had a longer-term recommendation to look at it,  
17 because it was a challenge, and it's becoming more  
18 clear as we understand the condition of the reactors  
19 and the cores that the instrumentation was  
20 significantly challenged.

21 MEMBER POWERS: Without being too critical  
22 of the recommendation, I just have to point out that  
23 I have now been through three severe accidents, and  
24 every one of them people come back and said gee, we  
25 need more instrumentation. And I think one of the

**NEAL R. GROSS**

COURT REPORTERS AND TRANSCRIBERS  
1323 RHODE ISLAND AVE., N.W.  
WASHINGTON, D.C. 20005-3701

1 problems you run into is that whatever instrumentation  
2 you put in would probably be inadequate for the next  
3 severe accident, because it will be different.

4 I think the recommendation is fine, but I  
5 caution you that if we rely on additional  
6 instrumentation you get into two problems. One, any  
7 additional instrumentation is a distraction to the  
8 operator, at some point it's a distraction. And  
9 second of all, it probably will not help on the next  
10 accident. Every accident is just different.

11 CHAIRMAN ABDEL-KHALIK: Well, that doesn't  
12 mean that you don't sort of take actions to correct  
13 events of similar nature.

14 MR. GROBE: There's a unique absence of  
15 information regarding the spent fuel pool beyond  
16 normal conditions. And this was intended to address  
17 that.

18 MEMBER POWERS: Well, I mean, the problem  
19 is it's almost a regulatory problem. The regulation  
20 is don't let the water pool drop below a certain  
21 level, so the instrumentation is designed to make sure  
22 it doesn't drop below that. One it drops below that  
23 level, you've got nothing -- there's no help.

24 MR. GROBE: Okay. Recommendation 8 has to  
25 do with three sets of documents that were developed at

**NEAL R. GROSS**

COURT REPORTERS AND TRANSCRIBERS  
1323 RHODE ISLAND AVE., N.W.  
WASHINGTON, D.C. 20005-3701



1 different times. The emergency operating procedures  
2 are actually procedures that are step-wise, and  
3 they're expected to be implemented. The severe  
4 accident management guidelines are not procedures.  
5 They're guidelines for things you might think about  
6 doing if you get beyond your capacity in your  
7 emergency operating procedures. And the EDMGs, the  
8 Extensive Damage Mitigation Guidelines are  
9 specifically tailored to a loss of large areas of the  
10 plant due to fire and explosion.

11 As I said, these documents were developed  
12 over a period of time, different periods of time, and  
13 what we found is that EOPs are required, EDMGs are  
14 required, SAMGs are not required. The things on  
15 implementation, you will likely go through them. At  
16 least, certainly, there's a relationship between them  
17 that is not necessarily recognized in how we develop  
18 the procedures. Command and Control training  
19 exercises was not as robust as it could be, so the  
20 recommendation here is that we focus some attention on  
21 the relationship between these procedures, make  
22 changes, as necessary, to make that relationship  
23 seamless, address Command and Control issues as you  
24 transition into these different regimens, and then  
25 address appropriate training and exercises once this

**NEAL R. GROSS**

COURT REPORTERS AND TRANSCRIBERS  
1323 RHODE ISLAND AVE., N.W.  
WASHINGTON, D.C. 20005-3701

1 activity is completed.

2 CHAIRMAN ABDEL-KHALIK: Now, the industry  
3 at the August 31<sup>st</sup> meeting expressed concern about the  
4 level of training that is implied in this for  
5 operators with regard to SAMGs and EDMGs, and the  
6 point that was made was that we should, essentially,  
7 focus the training of the operators on things that we  
8 expect them to do; meaning that training with regard  
9 to SAMGs should only be limited to familiarization.

10 MR. GROBE: And that could be completely  
11 appropriate. Once you complete the integration of  
12 this to build that framework, and you clearly define  
13 the Command and Control structure and how things are  
14 going to be done, familiarization training could be  
15 sufficient, as long as it's repeated and it -- this is  
16 not a definition that all operators have to be  
17 actionable as if they were the person that's going to  
18 be making the severe accident management decisions in  
19 the technical support center. Many of those decisions  
20 will be made in the technical support center, and we  
21 don't expect operators to be severe accident  
22 management experts.

23 CHAIRMAN ABDEL-KHALIK: So, would it be  
24 fair to say that the word "integrate" has not been  
25 clearly defined at this stage?

1 MR. GROBE: Actually, that's recognized in  
2 the report, and it specifically references that we  
3 need to engage with those people that develop the  
4 individual guidelines for each of these documents, get  
5 them all in a room and figure out how these procedures  
6 would work together.

7 MS. CUBBAGE: And our recommendations with  
8 regard to training are specific to those that are  
9 expected to implement the strategies and decision  
10 makers, not necessarily targeting control room  
11 operators. That will have to play out in what level  
12 of training -- additional training may be required for  
13 operators.

14 MEMBER BLEY: Is the work in this area now  
15 that Staff is taking a more deep plan to things like  
16 the SAMGs, is the work necessarily being coordinated  
17 with industry, and how are we moving forward to kind  
18 of make sure we keep the operator's perspective in  
19 this, as well as --

20 MR. GROBE: The answer is no, the work has  
21 not been coordinated with the industry. The Task  
22 Force was charged with generating this report --

23 MEMBER BLEY: I mean, after your 90-day  
24 report.

25 MR. GROBE: I understand the expectation

1 from the Commission as well as the expectation from  
2 all our stakeholders is that we talk to them. But the  
3 Commission has clearly set that expectation. And this  
4 is an excellent example of where the Task Force  
5 actually recognized that, as well.

6 These are very complex things. We need to  
7 work with the industry and the experts.

8 MEMBER BLEY: And that's not yet begun.

9 MR. GROBE: No.

10 MR. DORMAN: No, the 21-day paper is due to  
11 the Commission tomorrow, and then we'll get direction  
12 from the Commission. We anticipate that assuming they  
13 direct the Staff to move forward on this one, that  
14 then we will be reaching out and beginning that  
15 engagement.

16 MR. GROBE: Yes, we've had two lengthy  
17 public meetings with all of our stakeholders to date;  
18 the one the Task Force conducted, the second one was  
19 conducted by a group of Office Directors just a few  
20 days ago.

21 MEMBER-AT-LARGE STETKAR: You mentioned  
22 something and we discussed this a bit at the  
23 Subcommittee meeting also. I have to paraphrase what  
24 you said, but you said something to the effect that  
25 well, we only envision training the operators to the

**NEAL R. GROSS**

COURT REPORTERS AND TRANSCRIBERS  
1323 RHODE ISLAND AVE., N.W.  
WASHINGTON, D.C. 20005-3701

1 extent that they have some notion of the severe  
2 accident mitigation guidelines because the real  
3 decision makers will be the people in the technical  
4 support center.

5 We license operators in this country and  
6 around the world to be the people who are legally  
7 responsible for operating the nuclear power plant.  
8 They are the most informed people on a day-to-day  
9 basis for how the plants operate, the function of the  
10 equipment, the particular status of the plant. Are  
11 you proposing to remove the responsibility for making  
12 decisions about managing the progression of events at  
13 a plant and put that responsibility in the hands of  
14 the technical support center decision makers? And, if  
15 so, how are we going to license those people and give  
16 them the same knowledge level that the operators have?

17 MR. GROBE: Actually, it's addressed in the  
18 recommendations.

19 MS. CUBBAGE: Right. And I think you  
20 mischaracterized. If you said that's what we said  
21 last time, what we were saying is that is consistent  
22 with what's going on today, and we were recommending  
23 that --

24 MEMBER-AT-LARGE STETKAR: But what I just  
25 heard is this notion of well, maybe just limited

**NEAL R. GROSS**

COURT REPORTERS AND TRANSCRIBERS  
1323 RHODE ISLAND AVE., N.W.  
WASHINGTON, D.C. 20005-3701

1 training of the operators so they're familiar with the  
2 general concepts is okay because the real technical  
3 expertise and the decision makers will be out there in  
4 that technical support center. And I believe that's  
5 what you just said this morning, unless I'm really  
6 misinterpreting what you said.

7 MR. GROBE: I think we all understand this.  
8 The -- once you get into a severe accident -- the  
9 reason these are guidelines and not procedures is  
10 because you can't write a set of procedures that  
11 contemplates all potential scenarios. And operators  
12 operate per a set of procedures within that construct  
13 of a set of procedures.

14 The operators need support. If they get  
15 into a severe accident situation that's beyond the  
16 scope of training and procedures they have, they can't  
17 make decisions in the control room without support.  
18 The SAMGs are contemplated to provide a framework for  
19 supporting the operators.

20 There may be decisions on strategies that  
21 are beyond the capability of the operators to  
22 understand because you need to get a bushel basket of  
23 Charlie Tinklers and put them in a room and tell me  
24 what's going on and what do you recommend, and why?  
25 And that's the way this would progress, and

**NEAL R. GROSS**

COURT REPORTERS AND TRANSCRIBERS  
1323 RHODE ISLAND AVE., N.W.  
WASHINGTON, D.C. 20005-3701

1 recommendations would then go from the TSC to the  
2 control room. But I cannot imagine us being in a  
3 position of training the operators to understand all  
4 of that.

5 It would have to take -- and the focus of  
6 this recommendation is we really haven't spent  
7 enough time on this question of how the Command and  
8 Control structure is defined. And if, in fact, there  
9 will be decisions made in the TSC, then those should  
10 be licensed people. And we haven't focused on that  
11 either, and that's part of the recommendation.

12 MEMBER SIEBER: There is a legal issue.  
13 The only one who is authorized to manipulate the  
14 reactivity of the reactor is a licensed operator. And  
15 if the plant manager is not licensed he can't tell the  
16 operator what to do --

17 MR. GROBE: That's right.

18 MEMBER SIEBER: -- to manipulate the  
19 plant. And at least in the facilities that I have  
20 worked in or inspected, that's the way it operates.

21 MR. GROBE: Absolutely. And that's --

22 MR. DORMAN: But I think the -- part of  
23 what I heard in the industry comment in this regard  
24 is, you've got these operators 99.999 percent of their  
25 time they're going to be in normal operating

**NEAL R. GROSS**

COURT REPORTERS AND TRANSCRIBERS  
1323 RHODE ISLAND AVE., N.W.  
WASHINGTON, D.C. 20005-3701

1 procedures, abnormal operating procedures, EOPs,  
2 that's where we want to focus their training. If we  
3 end up doing a whole bunch of training on SAMGs  
4 detracting from the things that we expect them to do,  
5 then we may be introducing a different kind of risk in  
6 human performance, so we want to focus the training on  
7 the SAMGs to the people who are doing the different  
8 kind of thinking out in another room under those  
9 conditions. Have the operators be familiar with what  
10 that is, so that when they get the phone call from the  
11 TSC it's not total shock, but that ultimately it's the  
12 operators who are going to be manipulating the --

13 MEMBER SIEBER: That's right.

14 MEMBER-AT-LARGE STETKAR: I know we're  
15 short on time, but let me just say that I was an  
16 operator and a shift supervisor after Three Mile  
17 Island, and the notion that we had in the plant was  
18 that people were changing the fundamental bases of how  
19 we dealt with certain events. And we were told to  
20 don't bother your little heads, really smart people  
21 out there who know a lot more than you do are making  
22 these decisions, and you just worry about implementing  
23 them. I certainly hope we're not getting into that,  
24 regardless of what the industry says about training  
25 the operators in the control room. I hope we're not

**NEAL R. GROSS**

COURT REPORTERS AND TRANSCRIBERS  
1323 RHODE ISLAND AVE., N.W.  
WASHINGTON, D.C. 20005-3701



1 getting back into that mind set.

2 MEMBER SIEBER: Well, the operators should  
3 have sufficient knowledge to know that these exist and  
4 how they apply to their plant so that they can take  
5 advice from the TSC.

6 (Simultaneous speech.)

7 CHAIRMAN ABDEL-KHALIK: Let me just point  
8 out that we have promised NEI 10 minutes to make a  
9 presentation; and, therefore, I would appreciate it if  
10 you try to conclude your presentation by 20 after the  
11 hour.

12 MR. GROBE: Okay. I'll need some assistance  
13 on that.

14 (Laughter.)

15 MR. GROBE: Recommendations 9, 10, and 11  
16 deal with emergency response, the preparedness aspect  
17 of the defense-in depth. Nine are actions that we  
18 think should be taken on a short-term, and as you  
19 progress through 9, 10, and 11 you get into some  
20 research.

21 Just to give you an idea, part of 9 with  
22 respect to ERDS is converting to a -- I'm not going to  
23 get this right, a computer-based -- a more  
24 sophisticated computer-based communications  
25 technology. When you get to 11, it's looking at how

**NEAL R. GROSS**

COURT REPORTERS AND TRANSCRIBERS  
1323 RHODE ISLAND AVE., N.W.  
WASHINGTON, D.C. 20005-3701

1 might we use satellite technology to communicate with  
2 the cloud and make that available to everyone. So,  
3 that's kind of the progression that you have through  
4 9, 10, and 11. And what we're dealing with here is  
5 multi-unit events, extended station blackout, and  
6 those types of concepts and how you would deal with  
7 those.

8 MEMBER SIEBER: Do these recommendations  
9 contemplate enhancements to your predictive dose  
10 projection tools?

11 MR. GROBE: Yes, that's specifically  
12 addressed.

13 MEMBER SIEBER: That needs to --

14 MR. GROBE: Recommendation 12 is an  
15 internal recommendation. How is that? Who-who.  
16 Recommendation 12 focuses on how we train our  
17 operators, and how we utilize our reactor oversight  
18 process. Excuse me, thank you, our inspectors. How  
19 we train our inspectors and how we utilize our reactor  
20 oversight process. And unless there's any questions,  
21 I don't know that we need to talk much more about  
22 that.

23 The next slide is --

24 MEMBER POWERS: When you think about more  
25 attention to defense-in-depth, does that mean that you

**NEAL R. GROSS**

COURT REPORTERS AND TRANSCRIBERS  
1323 RHODE ISLAND AVE., N.W.  
WASHINGTON, D.C. 20005-3701

1 would go back and revisit the issue of containment  
2 over pressure?

3 MR. GROBE: I'm --

4 MS. CUBBAGE: The last item is specific to  
5 oversight, so allocation of inspection resources and  
6 prioritization, and whether that's a risk-informed or  
7 a risk-based, and the incorporation of more defense-  
8 in-depth considerations so that there's some attention  
9 paid, or more attention paid to beyond design basis  
10 features such as SAMGs, hardened vents. I mean, this  
11 is really an inspection oversight recommendation.

12 MR. GROBE: You weren't asking a question  
13 about the recommendation, were you? You wanted to get  
14 into CAP, didn't you?

15 (Simultaneous speech.)

16 MR. GROBE: In the CAP papers that we've  
17 provided you, there's -- let's not go there, please.  
18 It's -- that's another conversation.

19 MEMBER POWERS: One we'll likely have.

20 (Laughter.)

21 MR. GROBE: Slide 12. This is new, I  
22 believe, since the last time we met with you. We got  
23 a Commission Staff Requirements Memorandum. We had  
24 three -- actually, four actions. The first action was  
25 to provide a Commission paper in 18 months on

**NEAL R. GROSS**

COURT REPORTERS AND TRANSCRIBERS  
1323 RHODE ISLAND AVE., N.W.  
WASHINGTON, D.C. 20005-3701

1 Recommendation 1. The second action was to provide in  
2 five -- I think it was five days the charter for the  
3 path forward in studying the Task Force  
4 recommendations. That Commission paper is up at the  
5 Commission. We don't have a direction on that yet.  
6 Second was to prepare -- or third was to prepare a 21-  
7 day vote paper on those actions that should be  
8 initiated without delay. And I apologize for being a  
9 bit late, but we were working on that paper and I lost  
10 track of time this morning, so that paper goes up  
11 tomorrow and will be available. And then the --

12 MEMBER SHACK: This is a preview. Are they  
13 different from the recommendations you discussed last  
14 week?

15 MR. GROBE: It's a subset, and there are  
16 some differences. And this is the -- the Task Force  
17 was set up in a odd way, to be quite frank. It was set  
18 up differently than task forces in the past, where it  
19 reported directly to the Commission. And the  
20 Commission decided to put us back in process, and have  
21 the Task Force recommendations report to a higher  
22 level body within the Staff to make decisions on how  
23 the Staff should proceed in recommendations to the  
24 Commission in those areas of policy. So, the group of  
25 folks which is our Office Directors, essentially, and

**NEAL R. GROSS**

COURT REPORTERS AND TRANSCRIBERS  
1323 RHODE ISLAND AVE., N.W.  
WASHINGTON, D.C. 20005-3701

1 Regional Administrators have made some decisions on  
2 what should be initiated without delay. And the way  
3 in which some of these recommendations are being  
4 handled is different than what the Task Force  
5 recommended. And that's assuming that the paper  
6 doesn't change a whole lot in the next 24 hours, which  
7 is always possible.

8 The 45-day paper is really the compendium.  
9 It addresses what's in the 21-day paper, but it also  
10 addresses all the other recommendations and  
11 contemplates things beyond the recommendations with  
12 the exception, of course, of Recommendation 1. And it  
13 is intended to provide some structure on  
14 prioritization, and resources, and things like that.

15 It will not be sufficient -- there will  
16 not be sufficient time to provide a tremendous amount  
17 of clarity, but there will be a framework for  
18 prioritization and resources, and will address the  
19 recommendations that are not addressed in the 21-day  
20 paper.

21 CHAIRMAN ABDEL-KHALIK: We were tasked with  
22 the evaluation of this 45-day prioritization report,  
23 and we hope and expect that you will come back and  
24 brief us after that report is prepared so that we will  
25 be able to prepare our evaluation of such

**NEAL R. GROSS**

COURT REPORTERS AND TRANSCRIBERS  
1323 RHODE ISLAND AVE., N.W.  
WASHINGTON, D.C. 20005-3701

1 prioritization.

2 MR. GROBE: Let me just -- it will likely  
3 not be us.

4 MEMBER CORRADINI: Who's the lead on that?  
5 That's maybe what --

6 MR. GROBE: That's what I was just going to  
7 say. Let me tell you a little bit about the structure  
8 that we've set up and recommended to the Commission,  
9 and we're expecting an SRM from the Commission that  
10 will either approve that or give us different  
11 direction.

12 But, essentially, all of the major program  
13 office directors and the regional administrators sit  
14 on a body that is going to provide oversight. And in  
15 the Commission paper it's contemplated in the context  
16 of a Steering Committee. It's chaired by Marty  
17 Virgilio, the Deputy Executive Director for Reactors.

18 That Steering Committee is advised by a  
19 number of groups, and it's supported by a staff. That  
20 staff is led by Dave Skeen. They're not expected to  
21 do all the work of implementing the recommendations,  
22 but they're expected to run air traffic control, and  
23 Amy is currently on that team. It's a team of what,  
24 about six or eight folks, something of that nature.

25 So, Dave Skeen is a key individual in

**NEAL R. GROSS**

COURT REPORTERS AND TRANSCRIBERS  
1323 RHODE ISLAND AVE., N.W.  
WASHINGTON, D.C. 20005-3701

1 this. Marty has clearly articulated his expectation  
2 that NRR will be the lead implementing organization  
3 and coordinating organization. For that reason, Dave  
4 is currently reporting to Eric Leeds, and Eric will  
5 have a very strong role in this going forward. So, the  
6 presentation on the 45-day paper will likely involve  
7 Dave, or Eric, or others once that paper goes forward.

8 CHAIRMAN ABDEL-KHALIK: Thank you. Are  
9 there any questions for --

10 VICE CHAIRMAN ARMIJO: Yes, I have one.  
11 Going back to Recommendation 7, other than being a  
12 distraction to the operators during Fukushima, the  
13 spent fuel pools turned out not to have been the  
14 source of significant radiation release, if any. And  
15 the earlier assessments during the accident or during  
16 the events were that they were in serious trouble, and  
17 it turned out not to be the case. So, I was just  
18 wondering why -- some of the recommendations you make  
19 about improving makeup capability and instrumentation,  
20 those are all good things to do, but you're proposing  
21 orders which seems like a very heavy regulatory hammer  
22 for something that was not, in fact, a safe -- you  
23 might even argue that it demonstrated the ability of  
24 the old pool designs to protect health and safety. So,  
25 I'm just wondering why there was, in your view, a need

**NEAL R. GROSS**

COURT REPORTERS AND TRANSCRIBERS  
1323 RHODE ISLAND AVE., N.W.  
WASHINGTON, D.C. 20005-3701

1 for an order for this issue.

2 MR. GROBE: Yes, let me talk a little bit  
3 about the spent fuel pools, and then talk about our  
4 regulatory structure a little bit, and you guys can  
5 help.

6 The spent fuel pools in Japan at Fukushima  
7 Dai-Ichi contained between 150 and 500 assemblies,  
8 something like that. They have a seventh spent fuel  
9 pool in a different building that's separate, and they  
10 move fuel from the spent fuel pools that are in the  
11 reactor -- associated with each reactor to this other  
12 spent fuel pool. So, that's very different from an  
13 operational perspective than the way we do things here  
14 in the United States.

15 Our spent fuel pools contain anywhere from  
16 2,000 to 5,000 assemblies. And, of course, the heat  
17 load is much more than that during a refueling outage.  
18 So, from a certain perspective the spent fuel pools  
19 were in a much different condition in Japan than our's  
20 are here in the United States, as far as heat load.

21 But specific on regulatory structures, we  
22 have four clear opportunities on how tools to collect  
23 information, and we have two tools to require  
24 licensees to do things. Our tools to collect  
25 information are a NAM for information, a 50.54(f)

**NEAL R. GROSS**

COURT REPORTERS AND TRANSCRIBERS  
1323 RHODE ISLAND AVE., N.W.  
WASHINGTON, D.C. 20005-3701



1 letter, a bulletin, and a Generic Letter. And they  
2 have different purposes, but they were all sired from  
3 the same law, okay? So, that the underpinning legal  
4 structure is the same for all four of those tools.

5 Those tools cannot impose requirements,  
6 they can only ask for information. The only two ways  
7 that we can establish requirements -- I guess there's  
8 three ways that requirements can be established. A  
9 licensee can request that a requirement be imposed on  
10 them through licensing, and we typically call those  
11 license amendments. But the only way that we can  
12 impose requirements on licensees is either through an  
13 order, or through a rulemaking.

14 The rulemakings take at best -- the best  
15 we've done with any rulemaking is 23 months, and  
16 typically it takes substantially longer than that  
17 because of the administrative procedures that are  
18 necessary to engage people, and make sure that you're  
19 doing it properly, develop the guidance so everybody  
20 understands the regulation. And then the  
21 implementation of the rule takes years after that,  
22 especially if it involves modifications.

23 So, the intention of the Task Force was to  
24 establish regulations. It's clear from the Task Force  
25 study of this that voluntary initiatives have mixed

**NEAL R. GROSS**

COURT REPORTERS AND TRANSCRIBERS  
1323 RHODE ISLAND AVE., N.W.  
WASHINGTON, D.C. 20005-3701

1 outcomes. There was a -- we have a number of little  
2 stories, but one of them was you can only expect what  
3 you inspect, and we only inspect what is required.  
4 And we found that with the SAMGs, there was a spectrum  
5 of behaviors among the licensees, and those were  
6 voluntary.

7 So, the Task Force concluded that these  
8 things should be requirements, and the ones that are  
9 orders it's not that they're imminent threats, it's  
10 just that those -- that's our only tool to establish  
11 a requirement in the near-term.

12 VICE CHAIRMAN ARMIJO: Okay, thank you.

13 CHAIRMAN ABDEL-KHALIK: Thank you. At this  
14 time, I'd like to call on Mr. Adrian Heymer from the  
15 Nuclear Energy Institute to make some remarks. We have  
16 received a copy of written remarks made by NEI, which  
17 were actually provided to the Staff after the August  
18 31<sup>st</sup> meeting. They're dated September 2<sup>nd</sup>, so everyone  
19 has seen these remarks. Mr. Heymer.

20 MR. HEYMER: Thank you, Mr. Chairman. My  
21 name is Adrian Heymer. I'm the Program Manager for  
22 the Regulatory Response to the events at Fukushima  
23 from the U.S. perspective, and I appreciate having the  
24 opportunity to chat with you today.

25 What I'm really going to cover is a little

**NEAL R. GROSS**

COURT REPORTERS AND TRANSCRIBERS  
1323 RHODE ISLAND AVE., N.W.  
WASHINGTON, D.C. 20005-3701

1 bit of -- repeat a little bit of what we covered on  
2 the August 31<sup>st</sup> meeting, and open it up for questions.  
3 And I think most of you are aware that since the  
4 Fukushima events started to unfold on March 11<sup>th</sup>, the  
5 industry mobilized and has been engaged in that  
6 activity.

7 By Sunday, the 13<sup>th</sup> we had a team in  
8 Tokyo, and a team has been in Tokyo since, and has  
9 been subsequently reinforced, and has been working and  
10 is now embedded in the Tokyo Electric Power Company's  
11 offices to really, one, to provide advice and  
12 assistance and support during the event as it was  
13 needed, and as requested. And, two, to feed back  
14 information back to Atlanta to the Institute of  
15 Nuclear Power Operations so that we could better  
16 understand what was going on, what caused the events,  
17 why they made the decisions they made.

18 And really since about the second week or  
19 first week of April, we've had a team trying to  
20 reconstruct the events as they happened, trying to put  
21 together a time line to make sure that we take the  
22 correct action so we don't go down any cul de sacs as  
23 regards our activities.

24 That team has concluded its activities,  
25 but we have a lot of questions and open issues even

**NEAL R. GROSS**

COURT REPORTERS AND TRANSCRIBERS  
1323 RHODE ISLAND AVE., N.W.  
WASHINGTON, D.C. 20005-3701

1       though we got the team embedded with TEPCO in Tokyo.  
2       And they're going over next week to discuss the open  
3       issues, and the questions that we have to try and find  
4       out more about the basis and the rationale of what  
5       occurred, what was the design basis, how they reached  
6       that conclusion on the design basis.

7               So, I think that one of the messages we  
8       don't really know everything that went on. We've got  
9       a good idea. We have been surprised, and why we need  
10      to move forward. And we can take -- and we agree with  
11      a number of the Near-Term Task Force recommendations  
12      that we need to move ahead, and we can in some  
13      instances. In others, I think if we just food for  
14      thought until we get the answers, and then a better  
15      position to actually take action, it'll be more  
16      beneficial, and more efficient and effective use of  
17      our resources.

18             Therefore, we propose that at some stage,  
19      probably once the team gets back and has finalized its  
20      report, incorporating the insights from Japan, that we  
21      sit down with the NRC Staff and go over what we see as  
22      the time line to make sure that there is a common  
23      understanding of what occurred so that we can go  
24      forward with improving and enhancing the safety  
25      margins for our facilities.

**NEAL R. GROSS**

COURT REPORTERS AND TRANSCRIBERS  
1323 RHODE ISLAND AVE., N.W.  
WASHINGTON, D.C. 20005-3701

1           The other item, and it's been discussed  
2 here today, is the need for flexibility. We do have  
3 104 designs, different technologies, BWRs, PWRs,  
4 different AEs, different geographic locations,  
5 different credible risks that are posed for the  
6 facilities. In some cases it may be a sandstorm, in  
7 other cases it may be a flood, but it may not be that  
8 the facility that's subject to a sandstorm might not  
9 be subjected to a flood. So, I think we need some  
10 flexibility going forward, and a risk-informed  
11 performance-based approach would really sort of begin  
12 to achieve that end.

13           We've made our comment in the letter, and  
14 you've seen a copy of that, about why there's a  
15 certain amount of uncertainty out there. We've done  
16 a very high-level qualitative risk assessment of the  
17 Task Force's recommendations to try to determine okay,  
18 where is the biggest benefit both in terms of  
19 protection, mitigation, and consequence. And by and  
20 large, although in some areas there could be what we  
21 call a moderate impact from a mitigation perspective,  
22 in most of the other areas, especially in the  
23 consequence areas it's small or negligible.

24           So, why orders? And I think orders to us,  
25 especially bold orders, and the criteria that are --

**NEAL R. GROSS**

COURT REPORTERS AND TRANSCRIBERS  
1323 RHODE ISLAND AVE., N.W.  
WASHINGTON, D.C. 20005-3701

1       you have to develop to impose that order, from our  
2       state of knowledge at the moment, it was a little bit  
3       of a surprise, especially when there are other  
4       vehicles that perhaps we can move forward with, and  
5       have been successful in the past.

6               On the re-evaluation of the design basis,  
7       seismic we believe -- we made a good start with GI  
8       199, and we think that kind of gets us there. But  
9       really what we need is not to wait, as we saw it, or  
10      the way we read the report, and I thank Jack and his  
11      team there for giving some clarification, to wait 10  
12      years before we take action.

13             We believe that if you identify -- if  
14      something is identified to you, there's new  
15      information that comes along, and it could impact, you  
16      need to assess that as regards its significance. We  
17      do that today, we should continue to do that, and we  
18      shouldn't wait 10 years to have a periodic update. It  
19      should be on an ongoing basis just as we do today, so  
20      we're not quite sure why we would want to go down that  
21      path.

22             On extended loss of AC power, we made our  
23      point about well, what's the rationale behind 72  
24      hours, but we agree that we need to take some action  
25      in that regard. But it's not as easy as it may appear

**NEAL R. GROSS**

COURT REPORTERS AND TRANSCRIBERS  
1323 RHODE ISLAND AVE., N.W.  
WASHINGTON, D.C. 20005-3701

1 at first glance. And one of the things that we're  
2 beginning to recognize, and we have task forces set up  
3 in most of these areas -- and I would say that we  
4 agree with the subjects, perhaps the vehicle and how  
5 far we're going at this point in time is probably  
6 where we've got a slight variance.

7 But as regards extended loss of AC power,  
8 as we call it, the operator has to start making the  
9 decision in the first hour, especially as regards if  
10 he's in this condition because he wants to make sure  
11 the batteries are going to last as long as possible,  
12 so we've begun to look at what would it take to get us  
13 to eight hours, in fact, what would it take to get us  
14 to 24 hours, because we agree with the Near-Term Task  
15 Force that the operators really need to focus on  
16 stabilizing the reactor. And if we can increase that  
17 focus by not having to worry about certain other  
18 areas, that is beneficial.

19 I think as regards new plants, we were a  
20 little surprised to see the fact that you have to go  
21 beyond 72 hours, and we were wondering why an  
22 additional requirement was being imposed on new  
23 plants. And the fact that it appeared to us from  
24 reading the report that ITAAC is being used to impose  
25 new requirements, and we don't think that's the right

**NEAL R. GROSS**

COURT REPORTERS AND TRANSCRIBERS  
1323 RHODE ISLAND AVE., N.W.  
WASHINGTON, D.C. 20005-3701

1 vehicle.

2           There are advances on new plants, I think  
3 you recognize that in the Task Force report, and so  
4 what we believe is that new plant designs and  
5 activities should be evaluated on a case-by-case basis  
6 because you have much improved designs both from the  
7 passive perspective, and from the designs like the  
8 AREVA EPR and the Mitsubishi APWR, that have bunkered  
9 systems and better protection.

10           On venting, I'm not sure from our  
11 evaluations and the evaluations at INPO we really know  
12 what was the rationale. We know they had problems.  
13 Why they had problems and what worked and what didn't  
14 work, and what was the path of hydrogen, we just don't  
15 know. So, I think at this stage we would agree that  
16 you can go -- we should go forward and say okay, can  
17 we access the valves, can we operate the valves given  
18 a loss of AC condition. But to go much further at  
19 this point, we don't think we should go down that path  
20 until we have more information. And hopefully by the  
21 end of the year, we will have that information, and we  
22 can go forward with those discussions.

23           On the spent fuel pool, I mean, that's an  
24 area where we thought we knew what had happened. And  
25 now we know it's a -- we were wrong. There were a lot

**NEAL R. GROSS**

COURT REPORTERS AND TRANSCRIBERS  
1323 RHODE ISLAND AVE., N.W.  
WASHINGTON, D.C. 20005-3701



1 of people, including many in the industry, that  
2 believed there had been a spent fuel pool accident.  
3 And, in fact, from the sampling and the visual  
4 inspections that have occurred in this last month, we  
5 now know that that doesn't appear to be the case.

6 So, I think we do have time. We do agree  
7 that we should be able to monitor the fuel pool and  
8 the condition of the fuel pool. And that's something  
9 that we need to move forward with, and the industry is  
10 beginning to look at that hard. But we don't really  
11 understand why it has to be safety-related.

12 And if you look at what happened at  
13 Fukushima, we do have time, even though I agree with  
14 the Task Force, that our reports are higher fuel  
15 inventory than what we have in Japan, but we still  
16 have time. And we've taken some action as regards  
17 making sure that the operators are aware of time to  
18 reach 200 degrees Fahrenheit in the pool as a sort of  
19 improvement and enhancement. But we don't really  
20 understand why the power supplies have to be safety-  
21 related, because if they'd been safety-related in  
22 Japan, you'd have been in the same position. So, I  
23 think based on that aspect, we certainly can move  
24 forward with monitoring.

25 On EOPs and SAMGs, a lot of discussion you

**NEAL R. GROSS**

COURT REPORTERS AND TRANSCRIBERS  
1323 RHODE ISLAND AVE., N.W.  
WASHINGTON, D.C. 20005-3701

1 had here this morning, and I think, Dan Dorman, I  
2 think you got it right where we're coming from. It's  
3 not the fact that we want to take the decision making  
4 necessarily away from the operators, but once you get  
5 out there into extremely low probability events, don't  
6 expect the operators to have the same degree of  
7 knowledge that they do for the more likely events,  
8 such as the EOPs, abnormal operating, and normal  
9 operations.

10 So, I think there is need for training,  
11 additional training, especially on the emergency  
12 response organization. But what confused us a little  
13 bit is when we started talking about Tech Specs, and  
14 operator exams. And if you're going to start quizzing  
15 operators as regards severe accident management  
16 guidelines to the same details as you're quizzing the  
17 operator about abnormal operations, or EOPs, that's  
18 expecting a lot, and I think you're going to dilute  
19 the capability of the operational response.

20 On EP, basically, our -- because I'm  
21 running out of time, our message here on EP is let's  
22 implement the new rule that's being put in place that  
23 is an improvement, does implement certain  
24 enhancements, and at the same time let's begin to move  
25 forward in parallel with some of the recommendations

**NEAL R. GROSS**

COURT REPORTERS AND TRANSCRIBERS  
1323 RHODE ISLAND AVE., N.W.  
WASHINGTON, D.C. 20005-3701

1 that have been made as regards EP.

2 As regards multi-unit staffing, we don't  
3 think we can deal with multi-unit staffing and develop  
4 the scenarios and the criteria in the time frame that  
5 would enable us to be able to implement the rule  
6 that's about to be introduced in the time frame that's  
7 being suggested for that element. So, we may have to  
8 have an extension if that -- if we want to make it  
9 part of the new rule.

10 If that is a require -- we think most of  
11 the recommendations can be implemented through  
12 guidance, but if there is a need for rulemaking, we  
13 can deal with that at a later date.

14 That's fundamentally the 10-minute --

15 CHAIRMAN ABDEL-KHALIK: Thank you, Mr.  
16 Heymer. Are there any questions for Mr. Heymer?

17 MEMBER POWERS: Yes, I'd like to just ask  
18 him one question, maybe broader, as well.

19 In the area of hydrogen control in the  
20 reactor building when we did the hydrogen rule, we  
21 presumed that by inerting the drywells that we got out  
22 of the hydrogen problems. And Fukushima demonstrated  
23 that's not the case. And we don't have what I'd say  
24 definitive evidence of why the hydrogen got into the  
25 building, but people have been relatively imaginative

**NEAL R. GROSS**

COURT REPORTERS AND TRANSCRIBERS  
1323 RHODE ISLAND AVE., N.W.  
WASHINGTON, D.C. 20005-3701

1 in coming up with pathways which hydrogen -- and I'm  
2 wondering is not that proliferation of imaginative  
3 methods by which hydrogen could get in there enough to  
4 tell us that we need to do something about hydrogen  
5 mitigation in the reactor building?

6 MR. HEYMER: I think from our perspective  
7 once we've determined, or at least got a better idea  
8 of what was the path of hydrogen getting into the  
9 reactor building, I think as a long-term evaluation we  
10 should then take a look at hydrogen to address some of  
11 the thoughts that you began to introduce, Dr. Powers,  
12 as regards hydrogen and where it comes from. But I  
13 think central to that is how did the hydrogen get to  
14 where it got to to cause the explosion.

15 MEMBER POWERS: What I'm arguing is that  
16 they're going to need to know exactly the path,  
17 because the next accident that comes along will  
18 undoubtedly take a different path. And people have  
19 come up with gee, at various points I think I had 20  
20 paths listed down. And presumably they'll have some  
21 probability of occurring, maybe not at Fukushima, but  
22 at some other accident.

23 Isn't that enough to tell us well,  
24 inerting can do it, and we should do for the reactor  
25 buildings in ones and twos the same thing we've done

**NEAL R. GROSS**

COURT REPORTERS AND TRANSCRIBERS  
1323 RHODE ISLAND AVE., N.W.  
WASHINGTON, D.C. 20005-3701

1 for reactor buildings in threes.

2 MR. HEYMER: I think that's something that  
3 the evaluation will take a look at, and assess as we  
4 go forward. I mean, that's something you can't ignore.

5 MEMBER BANERJEE: I think Dana's point that  
6 the path will be specific perhaps to Fukushima, and  
7 the next time around it will be something else, and  
8 the next time around will be something else. We know  
9 that hydrogen is a problem, whether it was in Three  
10 Mile Island or Fukushima, and we should take care of  
11 it.

12 MEMBER POWERS: Not only do we have a  
13 hydrogen -- we've got hydrogen detonations. And  
14 detonations are just extraordinarily hard to get. I  
15 mean, even when you do them in an experiment, you have  
16 a tough time doing a detonation because of  
17 the ignition problem. And we got them, and it just  
18 strikes me that gee, how much information do I need to  
19 know about specifically Fukushima. I got hydrogen. I  
20 see lots of ways of getting hydrogen. Go take care of  
21 it. We did it for Mark IIIs, why can't we do the same  
22 things for ones and twos. It's obvious that inerting  
23 is just not enough.

24 CHAIRMAN ABDEL-KHALIK: Dennis?

25 MEMBER BLEY: Yes, I wanted to ask you a

**NEAL R. GROSS**

COURT REPORTERS AND TRANSCRIBERS  
1323 RHODE ISLAND AVE., N.W.  
WASHINGTON, D.C. 20005-3701

1 question about the SAMGs. First, we did talk to INPO  
2 about the same thing, and as part of your answer I'd  
3 like you to discuss a little bit about the  
4 relationship between NEI and INPO, and how you're  
5 moving forward.

6 But what's your view of the fact that when  
7 NRC asked people to look at the SAMGs, that from my  
8 reading of the list, I think there were only about two  
9 plants that didn't have some kind of deficiency when  
10 they reported back. Can you tell us a bit about what  
11 you guys think about that, and how fast we're heading  
12 to deal with those issues?

13 MR. HEYMER: Well, I think not only are you  
14 aware when we identified those issues, that was a  
15 surprise, and it's surprises like that that we can do  
16 without. And we're fixing them. The majority of those  
17 issues have been sorted out and fixed, but it's quite  
18 clear that we need to do more on training. And I  
19 think that's an awareness, and that's something that  
20 we need to work on. And INPO has taken that item and  
21 as regards the -- to see what we can do better about  
22 implementing a training program to make sure that  
23 operators and especially emergency response  
24 organization personnel are better prepared and more  
25 aware of what's in the SAMGs, and to make sure that we

**NEAL R. GROSS**

COURT REPORTERS AND TRANSCRIBERS  
1323 RHODE ISLAND AVE., N.W.  
WASHINGTON, D.C. 20005-3701

1 keep the SAMGs current, they don't just become dust  
2 collectors.

3 MEMBER BLEY: Is there concern in the  
4 industry about the things we had heard from the Task  
5 Force last time we met with them about the kind of  
6 mixed messages they picked up, and I think others of  
7 us have picked up about how various plants are dealing  
8 with the Command and Control issue should you have to  
9 actually start trying to use the SAMGs?

10 MR. HEYMER: I think Command and Control,  
11 the SAMGs, and that whole area is something that we  
12 put the procedures and the necessary controls in  
13 place. Some people are focused on it more than  
14 others, and we just need to raise that level within  
15 the industry up to where those -- I wouldn't say it  
16 was one or two, I'd say it's more than one or two have  
17 got a good handle on it, but we just need to raise  
18 that level of implementation and awareness up.

19 MEMBER BLEY: Is there guidance on this  
20 issue?

21 MR. HEYMER: There will be -- it will be  
22 developed.

23 MEMBER BLEY: Okay.

24 MR. HEYMER: I mean, we're working -- INPO  
25 is working on that. They identified it, and the Chief

**NEAL R. GROSS**

COURT REPORTERS AND TRANSCRIBERS  
1323 RHODE ISLAND AVE., N.W.  
WASHINGTON, D.C. 20005-3701

1 Nuclear Officers were made very much aware of this is  
2 an area that we need to focus on. So, it's being  
3 addressed. It's in the Corrective Action programs, and  
4 we need to go down to make sure that we don't get  
5 surprises like that going forward.

6 MEMBER BLEY: Thanks, Adrian.

7 CHAIRMAN ABDEL-KHALIK: Thank you. We are  
8 10 minutes behind schedule, so thank you very much for  
9 a very informative presentation.

10 MEMBER CORRADINI: Don't we have somebody  
11 on the lines?

12 CHAIRMAN ABDEL-KHALIK: No, we don't. So,  
13 at this time we will take a break for 15 minutes, and  
14 we will reconvene at five minutes to 11:00 for the  
15 next item on the agenda.

16 (Whereupon, the proceedings went off the  
17 record at 10:39:15 a.m., and went back on the record  
18 at 10:52:47 a.m.)

19 CHAIRMAN ABDEL-KHALIK: We're back in  
20 session. At this time we will move to the next item  
21 on the agenda, "Technical Basis and Rulemaking  
22 Language Associated with Low-Level Waste Disposal and  
23 Site-Specific Analysis." And Dr. Ryan will lead us  
24 through that discussion.

25 MEMBER RYAN: Thank you, Mr. Chairman.

**NEAL R. GROSS**

COURT REPORTERS AND TRANSCRIBERS  
1323 RHODE ISLAND AVE., N.W.  
WASHINGTON, D.C. 20005-3701



1 Good morning to participants. I will quickly turn  
2 over the meeting to Deborah Jackson, who will make  
3 some introductory remarks. And then we will have the  
4 more technical briefings and have questions and  
5 answers from there.

6 So, without further ado, Deborah Jackson  
7 from FSME.

8 MS. JACKSON: Thank you, Mike. Good  
9 morning, members. We are here today to give you an  
10 update on the work with Part 61.

11 And why we are here today is were are  
12 following Commission direction. And what we were  
13 doing is proposing rulemaking limited to site-specific  
14 analysis, identifying the technical requirements of  
15 the analysis, and developing guidance outlining key  
16 parameters of assumptions. And this approach  
17 continues to protect public health and safety. It's  
18 risk-informed, performance-based. And it also  
19 provides flexibility to licensees and corporate  
20 site-specific information.

21 We're going to have two presenters from  
22 staff today: first, David Esh. And he will be  
23 providing a discussion on the "Guidance for Conducting  
24 Site-Specific Analyses for Part 61." And Andy Carrera  
25 will wrap up the staff presentation. And he will do

**NEAL R. GROSS**

COURT REPORTERS AND TRANSCRIBERS  
1323 RHODE ISLAND AVE., N.W.  
WASHINGTON, D.C. 20005-3701

1 an analysis of the comments received on the  
2 preliminary rule language.

3 So, with that, I will turn it over to  
4 David.

5 MR. ESH: Thank you.

6 It is my pleasure to be here again to talk  
7 about Part 61 and what we are doing in the rulemaking.

8 Next slide, please. Just to refresh your  
9 memory, I will go over what our direction was from the  
10 Commission. The direction from the Commission was  
11 that we were supposed to perform a limited rulemaking  
12 to add site-specific analyses prior to the disposal of  
13 significant quantities of depleted uranium and blended  
14 waste. And as part of that, we were supposed to  
15 identify the technical requirements that would apply  
16 to the site-specific analyses and develop a guidance  
17 document that outlines the parameters, assumptions,  
18 and those sorts of things in conducting such  
19 site-specific analyses.

20 The requirements I feel that we have  
21 developed are appropriate for this limited-scope  
22 rulemaking. And the bottom line to me is that they  
23 have to be able to distinguish between an action that  
24 is appropriate and an action that is inappropriate.  
25 Hopefully I'll try to convince you of that as we go

**NEAL R. GROSS**

COURT REPORTERS AND TRANSCRIBERS  
1323 RHODE ISLAND AVE., N.W.  
WASHINGTON, D.C. 20005-3701

1 along.

2 We weren't tasked with modifying the  
3 framework for Part 61 in this activity. That is a  
4 future activity that we could consider changing the  
5 framework. So questions about framework, we're  
6 welcome to take them, but we feel we are on pretty  
7 strong ground with not modifying the framework in this  
8 limited-scope rulemaking because the Commission did  
9 express a desire that it gets done relatively quickly;  
10 that is, relatively quickly in government terms.

11 So this rulemaking -- next slide, please  
12 -- what we do is we require site-specific analyses to  
13 demonstrate compliance with the Subpart C performance  
14 objectives. We identify the technical requirements  
15 for the analyses. So basically I would describe it as  
16 we have definitions of what those analyses are.

17 And then the two main requirements that we  
18 have changed as part of this rulemaking are the  
19 addition of the period of performance and the Intruder  
20 dose criterion.

21 At a higher level, the only main thing  
22 that we have changed is adding in the requirement for  
23 an intruder dose assessment to meet the 61.42 61.42  
24 performance objective.

25 As part of this activity, we have

**NEAL R. GROSS**

COURT REPORTERS AND TRANSCRIBERS  
1323 RHODE ISLAND AVE., N.W.  
WASHINGTON, D.C. 20005-3701

1 developed a guidance document -- we have briefed the  
2 Subcommittee on that at a previous meeting -- that we  
3 feel is risk-informed and performance-based. And it  
4 outlines the key parameters and assumptions in doing  
5 these sorts of evaluations.

6 The overall rulemaking effort, we believe,  
7 continues to protect public health and safety while  
8 providing flexibility to licensees.

9 VICE CHAIRMAN ARMIJO: David, just to make  
10 sure that I have it right, the Subpart C performance  
11 objectives, are they changed or not with the limited  
12 --

13 MR. ESH: There are four performance  
14 objectives, 61.41 through 44. 61.41 is basically  
15 protection of a member of the public. And that we  
16 have not changed. The only change to it is adding in  
17 the period of performance, which we -- it was  
18 expressed to us by stakeholders in various  
19 interactions that they wanted it in the rulemaking.  
20 They couldn't agree on a number, but they wanted it in  
21 the rulemaking.

22 The 61.42 performance objective is not a  
23 new objective, but the component added to it that is  
24 new is the intruder dose assessment. So the existing  
25 performance objective requires that you meet the waste

**NEAL R. GROSS**

COURT REPORTERS AND TRANSCRIBERS  
1323 RHODE ISLAND AVE., N.W.  
WASHINGTON, D.C. 20005-3701

1 classification and segregation requirements, which is  
2 done through tables in 61.55 in the regulation for  
3 radioisotopes that are listed in the tables.

4           What we did in this rulemaking for  
5 isotopes that are not listed in the tables, the  
6 options previously presented to the Commission were to  
7 revise the tables and add in the new isotopes, to take  
8 the approach we did with a site-specific analysis  
9 requirement to change the whole waste classification  
10 system, which is kind of what is being proposed or  
11 what is being discussed in the comprehensive  
12 rulemaking context or do nothing. I think those are  
13 the four main alternatives. And the Commission  
14 directed us to take the action that we are taking in  
15 this limited-scope rulemaking.

16           VICE CHAIRMAN ARMIJO: Okay. The period  
17 of performance and the intruder dose assessment are  
18 major changes --

19           MR. ESH: Yes.

20           VICE CHAIRMAN ARMIJO: -- in the  
21 performance objectives?

22           MR. ESH: Yes. The performance objectives  
23 have not been changed, but 61.41 has been. We have  
24 changed the -- it didn't use the performance  
25 assessment terminology before, but, in essence, it was

**NEAL R. GROSS**

COURT REPORTERS AND TRANSCRIBERS  
1323 RHODE ISLAND AVE., N.W.  
WASHINGTON, D.C. 20005-3701

1 a performance assessment. Performance assessment  
2 terminology I would say developed after the early  
3 '80s, when the regulation was developed.

4 What we did was modernize the terminology,  
5 but in the 61.42 performance objective, we're adding  
6 in the requirement to do the intruder dose assessment.  
7 So that's the new part of it. And then a period of  
8 performance is applied to both of those. So that is  
9 also in there.

10 MEMBER RYAN: That's a big change. That's  
11 changed from 10,000 to 20,000 units.

12 MR. ESH: Well, the existing regulation  
13 has not value for a period of performance. It's  
14 silent. The regulation is silent on what the period  
15 of performance is. And this created a lot of variance  
16 in our agreement state programs.

17 MEMBER RYAN: The guidance was now --

18 MR. ESH: The guidance was we had  
19 NUREG-1573 --

20 MEMBER RYAN: Right.

21 MR. ESH: -- guidance, which recommended  
22 10,000 units.

23 MEMBER RYAN: Right.

24 MR. ESH: But there's no value in the  
25 regulation. And our agreement states did not

**NEAL R. GROSS**

COURT REPORTERS AND TRANSCRIBERS  
1323 RHODE ISLAND AVE., N.W.  
WASHINGTON, D.C. 20005-3701

1 necessarily all follow the guidance. They did what  
2 they wanted to in their agreement state programs.

3 VICE CHAIRMAN ARMIJO: But prior to these  
4 amendments, there was no requirement for an intruder  
5 dose assessment.

6 MR. ESH: Prior to these requirements,  
7 there was no requirement, there was no explicit  
8 requirement, for an intruder dose assessment. But the  
9 NRC basically did an intruder dose assessment in  
10 developing the 61.55 waste classification tables.

11 So there's one implicit in the regulation  
12 but not explicit. And what we did is we added an  
13 explicit requirement for that for isotopes that aren't  
14 in the table, basically to apply the same analyses to  
15 the isotopes that aren't in the tables as the analyses  
16 that was applied to develop the tables.

17 Next slide, please. So what we didn't do  
18 in this rulemaking effort, we haven't done, is update  
19 the waste classification tables. That was an option  
20 presented to the Commission. And they said not to do  
21 that. We also are not comprehensively revising the  
22 framework.

23 So we have had lots of questions about the  
24 framework, both from the ACRS and our various other  
25 stakeholders, on things like the performance

**NEAL R. GROSS**

COURT REPORTERS AND TRANSCRIBERS  
1323 RHODE ISLAND AVE., N.W.  
WASHINGTON, D.C. 20005-3701

1 objectives. You know, does it make sense to do an  
2 intruder assessment? What should be the institutional  
3 control period, things of that nature? And we felt in  
4 this limited-scope rulemaking, we shouldn't be  
5 revising the framework. It is certainly things that  
6 we could consider in a comprehensive effort.

7 And the Commission directed us to propose  
8 resources to do such an effort. Of course, those  
9 resources also have to be allocated after we proposed  
10 the resources.

11 So we didn't do things like remove the  
12 protection of the inadvertent intruder performance  
13 objective. But what we have done, I believe is  
14 provided some flexibility for how people can meet  
15 these requirements to allow some bringing in the  
16 site-specific nature of the problem that you're  
17 dealing with here.

18 So next slide, please. The proposed  
19 amendments for the site-specific analysis, as I  
20 already went over the first couple, we have a  
21 performance assessment to demonstrate compliance with  
22 protection of the general population in 61.41. I  
23 would maintain that this is not a new requirement. We  
24 have just changed the terminology. It was previously  
25 called technical analyses, I believe.

**NEAL R. GROSS**

COURT REPORTERS AND TRANSCRIBERS  
1323 RHODE ISLAND AVE., N.W.  
WASHINGTON, D.C. 20005-3701



1 Under 61.42, as already noted, we add the  
2 requirement for an intruder dose assessment, in  
3 addition to the waste classification and segregation  
4 requirements.

5 MEMBER RYAN: A couple of points on that  
6 one. I think it's important for the Committee to  
7 recognize that the probability of intrusion is one and  
8 the period of performance is doubled from 10 to 20  
9 thousand units. Those are two key facts that you need  
10 to understand.

11 MR. ESH: Yes. I know we have some maybe  
12 difference of opinion about the probability of  
13 intrusion because I would maintain that the intruder  
14 dose assessment, as I'll talk about in a few slides  
15 here, we're recommending a dose limit of 500 millirem  
16 for that evaluation.

17 The dose limit that is used under 61.41 is  
18 25 millirem. So there's an implication in the numbers  
19 -- and the Commission stated this in both the draft  
20 EIS and the EIS, but the intruder part of the problem  
21 is unlikely, viewed as unlikely, albeit possible. So  
22 that's the justification or part of the justification  
23 for applying a higher dose limit for the intruder  
24 evaluation.

25 If you thought the intruder evaluation was

**NEAL R. GROSS**

COURT REPORTERS AND TRANSCRIBERS  
1323 RHODE ISLAND AVE., N.W.  
WASHINGTON, D.C. 20005-3701

1 probability one, you wouldn't really have much of an  
2 argument to choose a dose limit other than the 25 that  
3 you apply to 61.41 because why if you're drawing an  
4 imaginary line on the ground as to where the facility  
5 footprint is do you say one dose limit applies on one  
6 side of the footprint and one dose limit applies on  
7 the other side of the footprint?

8 Sure. Go ahead.

9 MEMBER STETKAR: You used the term  
10 "unlikely but probable" or something like that.

11 MR. ESH: "Albeit possible" is the  
12 language the Commission.

13 MEMBER STETKAR: "Albeit possible." If I  
14 do the math, that says there's a five percent  
15 probability, which we can argue about what is likely,  
16 but --

17 MR. ESH: Yes.

18 MEMBER STETKAR: -- it's not a 1 in 1,000  
19 --

20 MR. ESH: Yes.

21 MEMBER STETKAR: -- possibility that we  
22 might get an intruder residing on that site for its --

23 MEMBER RYAN: And you could take another  
24 view to say that if you have a continue of 12 feet in  
25 diameter in the 400-acre site, you probably are

**NEAL R. GROSS**

COURT REPORTERS AND TRANSCRIBERS  
1323 RHODE ISLAND AVE., N.W.  
WASHINGTON, D.C. 20005-3701

1 hitting it at 3 times  $10^{-6}$ .

2 MR. ESH: Yes. And I hope for our talk  
3 we'll whenever we get to the guidance in a few slides  
4 here give you a better flavor for how we're  
5 recommending people develop the scenarios and the  
6 analysis, but this issue of what is the probability of  
7 that scenario and is it even reasonable to consider,  
8 right now it's very subjective.

9 We're trying to do some things to make it  
10 a little more objective. So there's a member in my  
11 group that's an expert in GIS. And I have him working  
12 on a project to look at disturbance maps over the  
13 country, both with space and time, and use that to try  
14 to estimate in the recent historic past, at least  
15 multiple decades. What sort of disturbance do you  
16 expect over different types of areas and into  
17 different depths? That isn't developed yet.

18 MEMBER RYAN: Would that be focused on  
19 licensed facilities?

20 MR. ESH: Well, the issue is then how  
21 durable are the additional protections that you put in  
22 for a licensed facility to prevent that sort of  
23 disturbance from occurring. So the one point you can  
24 get at easily is what is the disturbance that you  
25 observed due to development, socioeconomic activity,

**NEAL R. GROSS**

COURT REPORTERS AND TRANSCRIBERS  
1323 RHODE ISLAND AVE., N.W.  
WASHINGTON, D.C. 20005-3701

1 and everything? But the part that is much more  
2 difficult to get at is how durable are those  
3 additional controls that you put on to try to prevent  
4 those activities?

5 And the Commission does put controls on,  
6 as you are well-aware: institutional controls, state  
7 and government land ownership. There's a whole bunch  
8 of defense-in-depth-type things they put in place to  
9 try to prevent somebody from using the site in the  
10 future.

11 But they say over these long time frames  
12 that you're dealing with, durability of records,  
13 government error, those sorts of things, it's not a  
14 completely unforeseeable event that somebody could use  
15 a site, but it is probably unlikely. How unlikely?  
16 I don't really know.

17 MEMBER RYAN: I'm sure there's a range  
18 there, but if you look at the low-level waste sites,  
19 the radioactive material waste sites that are around,  
20 that's probably the ground you want to plow first.

21 MR. ESH: Yes.

22 MEMBER RYAN: I mean, for example, a case  
23 I know fairly well is Barnwell. And right now they're  
24 in a position where their financial resources, the  
25 interest on them is more than what they use annually

**NEAL R. GROSS**

COURT REPORTERS AND TRANSCRIBERS  
1323 RHODE ISLAND AVE., N.W.  
WASHINGTON, D.C. 20005-3701

1 to maintain the site. So it's hard to envision where  
2 they will run into a lack of ability to keep track of  
3 that for --

4 MR. ESH: I think that's a very good  
5 point. I think the problem becomes very difficult  
6 over long term. You get into situations like -- and  
7 this happens with monitoring of these types of  
8 facilities over long periods of time. As you monitor  
9 in the near -- in the present future after you have  
10 taken your action, if you did a good design and  
11 implemented a good design, and put it in place in the  
12 right way, you're probably not going to see anything  
13 in your monitoring program.

14 So, after so many years of monitoring zero  
15 so people will have the tendency to say, "Well, why am  
16 I monitoring this anymore? I'm not seeing anything  
17 out of the facility," but because of the degradation  
18 and changes to the facility over time, it's exactly as  
19 you go out in time where you might expect to start  
20 seeing something.

21 See, you have these complicated structures  
22 of the problem that will influence what people do with  
23 those resources that they allocate to control the  
24 site. So at some point, somebody in the realm that  
25 has some ability to do something with those funds may

**NEAL R. GROSS**

COURT REPORTERS AND TRANSCRIBERS  
1323 RHODE ISLAND AVE., N.W.  
WASHINGTON, D.C. 20005-3701

1 say, "I am going to more productively use those funds  
2 for something else."

3 MEMBER RYAN: That is always a risk. But  
4 I think the other part of it is, even over a long  
5 time, like a legislative period of a 100-year  
6 performance interval that has to be funded, you not  
7 only get into the monitoring, you're into maintenance.  
8 So maintenance activities I think feed the monitoring  
9 with good results. So I don't think it's a simple,  
10 you know, a given that over time people will want to  
11 take the money and do something else and present it at  
12 the waste site.

13 MR. ESH: I don't think it's a given  
14 either. I think it's one of the things that you could  
15 expect may occur.

16 MEMBER RYAN: My experience would lead me  
17 to think it's much less likely than not that they  
18 would continue on.

19 MR. ESH: Yes. We don't have -- because  
20 we don't have a lot of knowledge of actions that have  
21 been taken in terms of, say, people trying to dispose  
22 or isolate material -- you know, the U.S. is only  
23 about 250 years old. So you don't have a lot of  
24 information on people taking actions to try to dispose  
25 of materials and then what happens as you go forward

**NEAL R. GROSS**

COURT REPORTERS AND TRANSCRIBERS  
1323 RHODE ISLAND AVE., N.W.  
WASHINGTON, D.C. 20005-3701

1 in terms of controlling those locations and land use  
2 of those locations over time.

3 I don't claim to know the answer on it.  
4 All I can do is explain the logic behind the existing  
5 regulation and why that framework is in place.

6 VICE CHAIRMAN ARMIJO: David, just a  
7 little bit. Where did the 500 millirem come from?  
8 Was that arbitrary or --

9 MR. ESH: No. The 500 millirem when it  
10 was initially selected was consistent with 10 CFR Part  
11 20 at the time. So basically they were taking this  
12 concept that the intruder was unlikely, but they also  
13 wanted to be consistent with an existing other  
14 requirement.

15 Of course, 10 CFR Part 20 is now 100  
16 millirem. And we have had comments on that by  
17 stakeholders. They said, "Well, you should make it  
18 100." We were recommending 500 because then the  
19 numbers that you're generating in the intruder dose  
20 assessment are consistent with the 500 millirem that  
21 was used to develop the 61.55 table values.

22 So we had to choose one way or the other.  
23 We chose to go that way.

24 VICE CHAIRMAN ARMIJO: A number that you  
25 used to develop the table?

**NEAL R. GROSS**

COURT REPORTERS AND TRANSCRIBERS  
1323 RHODE ISLAND AVE., N.W.  
WASHINGTON, D.C. 20005-3701

1 MR. ESH: Yes, the same number that we  
2 used to develop the tables.

3 MEMBER RYAN: I think it is important to  
4 recognize that that number is -- and I don't mean this  
5 as a criticism of what you did, but it's kind of  
6 arbitrary in terms of risk. A hundred millirem, 200  
7 millirem, 500 millirem, it's not a big variation. We  
8 can pick them --

9 MR. ESH: That's part of like if I think  
10 you're going to go -- my belief is you should consider  
11 some sort of tiered performance period and dose limits  
12 to handle this type of problem and the uncertainties,  
13 but if you're constrained by only considering, say, 25  
14 millirem and 100 millirem for very long times, then  
15 what is the point of that? They aren't materially  
16 different in my mind for these types of problems and  
17 the uncertainties you are talking about.

18 MEMBER RYAN: That's right. Well-said,  
19 yes.

20 MR. ESH: Yes. And so I agree with you  
21 there.

22 Next slide, please. I'm sorry. Go back  
23 a second. I didn't get to the third bullet here,  
24 "Long-term analyses." That is a new requirement. And  
25 it's not -- as far as to the post-20,000 years period.

**NEAL R. GROSS**

COURT REPORTERS AND TRANSCRIBERS  
1323 RHODE ISLAND AVE., N.W.  
WASHINGTON, D.C. 20005-3701



1 And it's to show how your facility and site have been  
2 engineered or will perform to try to limit those  
3 long-term impacts, but we aren't proposing at this  
4 time a dose limit associated with those long-term  
5 impacts.

6 And that we feel is consistent with a lot  
7 of what you'll see in international programs, where  
8 they recognize the uncertainties and they say, "Okay.  
9 It may not make as much sense or it may not make sense  
10 to say what a radiological impact is over those very  
11 long times." You should be able to from an  
12 engineering and scientific sense show how your  
13 facility is limiting fluxes and concentrations and  
14 those sorts of things over long periods of time.

15 MEMBER RYAN: To me, that can -- correct  
16 me if I am wrong. I am just trying to get the other  
17 members some examples. That's kind of the exact one.  
18 It's probably not good to put it in a river delta that  
19 is migrating toward you --

20 MR. ESH: Yes.

21 MEMBER RYAN: -- and those kinds of  
22 things, where over those sorts of time horizons,  
23 intrusion by natural processes into the disposal site  
24 is more likely than not or has -- you know, it looks  
25 like things are coming your way, for example. That

**NEAL R. GROSS**

COURT REPORTERS AND TRANSCRIBERS  
1323 RHODE ISLAND AVE., N.W.  
WASHINGTON, D.C. 20005-3701

1 would be one thing you want to avoid.

2 MR. ESH: The other thing I would add is  
3 that the long-term analyses only applies to when you  
4 have significant amounts of long-lived waste. It  
5 doesn't apply to all waste in all facilities. So it's  
6 only in analyses that if you say, "I have long-lived  
7 waste," okay. Show me how your facility and your site  
8 are going to act to try to reduce the fluxes and  
9 concentrations that you may have associated with that  
10 long-lived waste.

11 MEMBER RYAN: The old question, of course,  
12 is what is a significant amount.

13 MR. ESH: Yes. Well, I mean, I'll show  
14 you --

15 MEMBER RYAN: Okay.

16 MR. ESH: -- maybe some examples or at  
17 least I'll talk a little bit about it.

18 So let's go on to the next slide, please.  
19 So in the proposed technical requirements, we have  
20 performance assessment, which identifies the features,  
21 events, and processes which comprise your evaluation.  
22 The features, events, and processes are those  
23 components that determine that scope of your  
24 evaluation and you look at the effects of the  
25 features, events, and processes on the performance of

**NEAL R. GROSS**

COURT REPORTERS AND TRANSCRIBERS  
1323 RHODE ISLAND AVE., N.W.  
WASHINGTON, D.C. 20005-3701

1 the disposal system.

2 The performance assessment estimates the  
3 annual total effective dose equivalent, TEDE, to any  
4 member of the public considering uncertainties, caused  
5 by the FEPs that you include in your assessment.

6 And then associated with the performance  
7 assessment we have a two-tiered period of performance.  
8 The first tier is to estimate the peak annual dose  
9 that occurs within 20,000 years. So basically if you  
10 have a facility to add short-lived waste, you can show  
11 when the peak occurs, make some argument that you have  
12 captured the peak, and that's what you need to do to  
13 meet the requirement.

14 As I already noted on the previous slide,  
15 we have a requirement for the post-20,000 years to  
16 show us how the facility and the site are working to  
17 limit the risk from your long-lived waste.

18 VICE CHAIRMAN ARMIJO: How can you claim  
19 any credibility for something that 20,000 years into  
20 the future? I mean, who would believe it? Material  
21 degradation, environment changes. You know, I'm just  
22 having a real hard time understanding what we gain  
23 from regulating so far into the future when we can't  
24 really demonstrate in any credible way, at least in my  
25 opinion.

**NEAL R. GROSS**

COURT REPORTERS AND TRANSCRIBERS  
1323 RHODE ISLAND AVE., N.W.  
WASHINGTON, D.C. 20005-3701

1 MR. ESH: Well, there are strong and  
2 diverse opinions about the credibility of those  
3 analyses over those time frames. And in some cases,  
4 I believe we -- in this sort of process, we aren't  
5 necessarily capturing all of the uncertainties that  
6 you're dealing with, especially in the societal and  
7 technology components.

8 So how do societies and technologies  
9 change over time? And how would that affect your  
10 decision? But if you are trying to take a disposal  
11 action, the approach that's taken, both that we're  
12 recommending here and that's done internationally, is  
13 to limit your speculation about the human component  
14 and try to address the components that you think you  
15 have a better handle on the engineered natural site  
16 behavior components.

17 But I believe there are large  
18 uncertainties. But the ability to reduce -- some of  
19 the uncertainties are going to certainly be epistemic  
20 that are reducible. Some are going to be aleatoric  
21 and basically unreducible.

22 How much of each you have is a subject of  
23 debate. And what we generally see is if you have a  
24 performance assessment and you were talking about a  
25 very long time and you're right around 25 millirem,

**NEAL R. GROSS**

COURT REPORTERS AND TRANSCRIBERS  
1323 RHODE ISLAND AVE., N.W.  
WASHINGTON, D.C. 20005-3701

1 you probably have a difficult road ahead of you in  
2 terms of convincing the decision-makers that you have  
3 met the criteria.

4           The uncertainties are generally large that  
5 don't allow for that sort of precision at those time  
6 frames. But it is very possible to generate  
7 calculations of those performance estimates. And in  
8 our process, what is generally lacking and what we  
9 pushed on strongly is you have to develop support for  
10 your calculations.

11           So this problem is a little bit different  
12 but not altogether different than some engineering  
13 problems where you're trying to estimate, say -- I'm  
14 on rotation right now through a group at research,  
15 where we're looking at piping failure and they're  
16 trying to estimate the probability of rupture or leak  
17 before break and rupture.

18           And basically they don't have the ability  
19 to validate those calculations in the true sense  
20 because they don't have a lot of observations of  
21 ruptures.

22           In this problem, we won't have  
23 observations of doses to some future population at  
24 20,000 years. But we do still require model support  
25 to have confidence in that you generated -- you have

**NEAL R. GROSS**

COURT REPORTERS AND TRANSCRIBERS  
1323 RHODE ISLAND AVE., N.W.  
WASHINGTON, D.C. 20005-3701

1 done calculations that are reasonable estimates of if  
2 I brought some independent scientific and technical  
3 people into the room, they could sit down and go  
4 through the calculations and come to a similar opinion  
5 and that the essence of model support is you take all  
6 means necessary to develop the support for those types  
7 of calculations.

8 It may involve experiments, lab  
9 experiments, field experiments, natural analogs,  
10 independent expert elicitation. There is a  
11 multifaceted approach to developing support for your  
12 calculations.

13 I don't necessarily disagree with you  
14 about the uncertainties at these long times, but I  
15 don't know how else you manage the problem. And the  
16 approach that we're recommending is consistent with  
17 what's done out there in this community.

18 MEMBER RYAN: The way you describe it,  
19 though, David, that hump of -- you know, it's 25  
20 millirem. Let's pick the number as the standard. The  
21 uncertainties are such that you can't get over the  
22 hurdle again. Why do you make a decision?

23 MR. ESH: Well, the issue is one of --  
24 remember, low-level waste is the first step in the  
25 waste management food chain. And one very

**NEAL R. GROSS**

COURT REPORTERS AND TRANSCRIBERS  
1323 RHODE ISLAND AVE., N.W.  
WASHINGTON, D.C. 20005-3701

1 straightforward way to mitigate your uncertainties is  
2 to modify the inventory that you take.

3 So if you want to dispose of large  
4 quantities of long-lived waste and you do your  
5 assessment and you say, "I have these vast  
6 uncertainties" and I can't say what the risk is, then  
7 maybe you should limit the inventory of those  
8 components so --

9 MEMBER RYAN: Well, let's pick on -- the  
10 one that stands out is at  $10^9$  year half-life  
11 radionuclide. And in the one case, we're concerned  
12 about low-level waste, as we discussed very well in  
13 the context of what you said.

14 On the other hand, we take, you know,  
15 milltailings and put it on the top of the ground, put  
16 a little topsoil on it and grow grass on the top of  
17 it.

18 MR. ESH: And I would say it's not the  
19 same thing. They're materially different because the  
20 milltailings are at about .2 weight percent uranium.  
21 And the depleted uranium, if you take a lot of it and  
22 dispose of it in a facility, you're talking about 80  
23 weight percent uranium.

24 MEMBER RYAN: The inventory is much higher  
25 in the tailings.

**NEAL R. GROSS**

COURT REPORTERS AND TRANSCRIBERS  
1323 RHODE ISLAND AVE., N.W.  
WASHINGTON, D.C. 20005-3701

1 MR. ESH: The inventory may be higher, but

2 --

3 MEMBER RYAN: It's the fraction released  
4 from the inventory that gets to the dose.

5 MR. ESH: It's not just the fractional  
6 inventory in totality. It's a combination of  
7 concentration and quantity. So in the case of  
8 depleted uranium, you have large quantities in very  
9 high concentrations.

10 If the concentration is 500 times higher  
11 than the milltailings, -- and milltailing facilities  
12 are big, but they aren't. Some of them are massively  
13 larger than what you have for --

14 MEMBER RYAN: Just to pick on DU for a  
15 minute, if we have depleted uranium, which is a  
16 concentrated form of uranium, 238 mainly, and I have  
17 it in a steel container or a stainless steel container  
18 and it's buried 30, 40, 50 feet deep, the probability  
19 of getting to it is a whole heck of a lot less. It's  
20 clear the magnitude would have an explosion for the  
21 near term.

22 So it's not just concentration. It's  
23 probability of being treated in a way that puts  
24 whatever scenario you want. There hasn't been enough  
25 contact to create a dose of concern.

**NEAL R. GROSS**

COURT REPORTERS AND TRANSCRIBERS  
1323 RHODE ISLAND AVE., N.W.  
WASHINGTON, D.C. 20005-3701



1 MR. ESH: The problem with depleted  
2 uranium or concentrated uranium, in particular, is it  
3 can get you in two ways. It can get you in the water  
4 pathways. And it can get you in the air pathway.

5 So if you don't dispose of it deeply, as  
6 the radon builds in over time, you end up with a lot  
7 of radon, even just in the atmosphere. It doesn't  
8 have to reply to the house being built above a  
9 disposal facility. You get a lot in the atmosphere.

10 You also depending on the geochemical  
11 conditions of your site can end up with significant  
12 amounts of uranium in the water because it's a  
13 concentrated source of uranium.

14 We see that in some cases now with our  
15 milltailing facilities that you reference much lower  
16 concentrations of uranium, but they have issues with  
17 uranium in the water around those facilities.

18 MEMBER RYAN: It's actually buried on the  
19 surface with a little bit of topsoil. Of course, you  
20 would.

21 MR. ESH: Well, of course, but we have  
22 research also from Craig Benson at the University of  
23 Wisconsin that shows that the resistive engineering  
24 covers, which are typically employed at these types of  
25 facilities, they undergo pretty dramatic changes in

**NEAL R. GROSS**

COURT REPORTERS AND TRANSCRIBERS  
1323 RHODE ISLAND AVE., N.W.  
WASHINGTON, D.C. 20005-3701

1 their properties over relatively short periods of time  
2 compared to the characteristics of the material in the  
3 analysis period that you're talking about here.

4 So it's very difficult to keep Mother  
5 Nature at bay, especially in terms of her desire to  
6 move water through the system.

7 MEMBER RYAN: I think you made the point  
8 earlier unless you tend to that at the front end and  
9 have an institutional program and funding and  
10 intention to manage that, which you can do and it's  
11 being done successfully at several sites --

12 MR. ESH: Yes. So next slide, please.

13 MEMBER CORRADINI: I just had one  
14 itty-bitty little question. So you said the two  
15 pathways. In my memory -- maybe I have the wrong  
16 number, but isn't the 25 here somehow linked to what  
17 EPA has for groundwater drinking in terms of it's on  
18 that order of for other chemical releases or am I  
19 remembering incorrectly?

20 MR. ESH: I think you're remembering  
21 incorrectly. I mean, we are considering the impacts  
22 to groundwater pathway in developing that number --

23 MEMBER CORRADINI: Right.

24 MR. ESH: -- and to air pathways. But  
25 it's not related to EPA specifically. So I guess

**NEAL R. GROSS**

COURT REPORTERS AND TRANSCRIBERS  
1323 RHODE ISLAND AVE., N.W.  
WASHINGTON, D.C. 20005-3701

1 maybe you're remembering somewhat correctly.

2 MEMBER CORRADINI: That's okay. I don't  
3 get hurt easily.

4 MR. ESH: The concepts are there. We're  
5 trying to protect all the pathways that may be  
6 involved. We're not explicitly tied to any of the EPA  
7 requirements in doing so.

8 MEMBER RYAN: Okay. I'm not trying to  
9 match that number, but I think the methodologies have  
10 alignment in some ways.

11 MR. ESH: Yes.

12 MEMBER RYAN: You know, it's not a merit  
13 coming up with the same number in my view.

14 MEMBER CORRADINI: I was trying to get at  
15 Sam's original question. Why is it that line? My  
16 only memory is that EPA for groundwater drinking has  
17 certain requirements for chemical releases that were  
18 on the order of 10,000 years.

19 MR. ESH: It's partly that long. Well,  
20 it's partly that long for a couple of reasons. And  
21 I'll get into them in a slide here.

22 MEMBER CORRADINI: Okay. Fine.

23 MR. ESH: We can talk about them there.

24 VICE CHAIRMAN ARMIJO: I don't mean to  
25 hold you up because I think eventually you are going

**NEAL R. GROSS**

COURT REPORTERS AND TRANSCRIBERS  
1323 RHODE ISLAND AVE., N.W.  
WASHINGTON, D.C. 20005-3701

1 to talk about the public comment slides. And are you  
2 going to discuss the Department of Energy comments?

3 MR. ESH: Yes, yes, yes. We didn't circle  
4 back to that last time with MP 1 and 2.

5 VICE CHAIRMAN ARMIJO: Because, you know,  
6 I want to bring that up and get that on the record  
7 when the time comes.

8 MR. ESH: Sure. Next slide, please. So  
9 then we also have the intruder assessment. It might  
10 be more important because we have already talked about  
11 this with you. To go by this quickly -- and I'll talk  
12 about the detailed guidance and the scenarios of how  
13 you go about doing this because I think that will  
14 address some of your concerns hopefully to -- let's go  
15 to the next slide.

16 All right. So technical basis for 20,000  
17 years. We were just talking about this. There are a  
18 number of elements that we considered in developing  
19 this number. The first thing we looked about was  
20 climate change or the stability of a near-surface  
21 disposal facility.

22 What I want to emphasize is that we may  
23 have had an initial value of, say, 10,000 years for  
24 Yucca Mountain. And that was based on considering the  
25 stability of a geologic system. And part of the

**NEAL R. GROSS**

COURT REPORTERS AND TRANSCRIBERS  
1323 RHODE ISLAND AVE., N.W.  
WASHINGTON, D.C. 20005-3701

1 argument was if you're stable for 10,000 years in a  
2 geologic system, you're likely going to be stable for  
3 much longer.

4 That same logic doesn't apply in the near  
5 surface. The near surface is much more dynamic. You  
6 have to start worrying about geomorphology and all  
7 sorts of things going on, but especially at more  
8 northern locations, you have glaciation and climate  
9 effects that come into play.

10 So while we try to be practical about  
11 considering the climate effects, especially because  
12 how is society going to be affected when climate  
13 change does occur, we think that if you consider a  
14 period of time like this and evaluate your facility,  
15 it can allow you to make better decisions with respect  
16 to long-term stability.

17 So if you're considering what happens at  
18 these longer times, you're going to put waste and  
19 locations that have more favorable characteristics  
20 towards stability. And the NRC's approach to waste  
21 disposal is concentrating contain. So we feel this is  
22 in line with that philosophy.

23 The second element of this, of the  
24 consideration for this period of performance, was the  
25 radionuclide transport characteristics. We have

**NEAL R. GROSS**

COURT REPORTERS AND TRANSCRIBERS  
1323 RHODE ISLAND AVE., N.W.  
WASHINGTON, D.C. 20005-3701

1 talked some about NUREG-1573 and how they developed  
2 10,000 years.

3 The 10,000 years that were developed in  
4 NUREG-1573 -- and I wouldn't take that number lightly  
5 by any means, and we didn't -- that was a group of  
6 experts that probably had hundreds of years of  
7 performance assessment expertise that came up with  
8 that number.

9 What they looked at is they said, "Well,  
10 what do I need to understand how my system is working  
11 and how changes in the engineered barrier system or in  
12 radionuclide transport through the geosphere is going  
13 to affect my problem?" And they came up with a  
14 number of 10,000 years for that.

15 Part of the basis of that was looking at  
16 radionuclide transport for a shallow humid site. They  
17 only looked at one type of site. In this evaluation,  
18 we looked at all types of sites, ranging from shallow,  
19 humid, to deep and arid. And what happens when you  
20 look at all types of sites, if you stretch out the  
21 20,000 years, you'll better capture the radionuclide  
22 transport characteristics at different types of sites,  
23 as opposed to just a humid, shallow site.

24 So that pushed us in one direction for the  
25 radionuclide transport characteristics. And then with

**NEAL R. GROSS**

COURT REPORTERS AND TRANSCRIBERS  
1323 RHODE ISLAND AVE., N.W.  
WASHINGTON, D.C. 20005-3701

1 the specific direction that was given to us by the  
2 Commission for depleted uranium, we looked at the  
3 characteristics of depleted uranium.

4 Depleted uranium is much more benign when  
5 it's just disposed of than it becomes over time. Over  
6 time, the daughters grow in. And the risks from  
7 depleted uranium at 1,000 years is about 1/1000th of  
8 where it ends up whenever it reaches its peak. When  
9 all the daughters --

10 MEMBER RYAN: Can you just explain the  
11 basis for that factor of 1,000 increase? Because  
12 that's a construct. That's not anything intrinsic to  
13 the --

14 MR. ESH: No. It's the radiological  
15 characteristics of the material with the ingrowth of  
16 the daughter products.

17 MEMBER RYAN: It's one scenario of  
18 exposure.

19 MR. ESH: Well, it would apply either to  
20 anything that the daughter radionuclides can cause  
21 impacts from. In this case, it's the air and the  
22 water pathways or even direct exposure-type situations  
23 but mainly the air and water pathways because you have  
24 radon that comes in through the air pathway and --

25 MEMBER RYAN: To a theoretical house and

**NEAL R. GROSS**

COURT REPORTERS AND TRANSCRIBERS  
1323 RHODE ISLAND AVE., N.W.  
WASHINGTON, D.C. 20005-3701

1 all of that.

2 MR. ESH: And you have --

3 MEMBER RYAN: You have drinking water and  
4 every kind of water pathway where it's leaching at  
5 some high rate.

6 MR. ESH: It will leach at whatever rate  
7 is characteristic for that particular disposal  
8 facility given the solubilities and the specific  
9 surface area of the material you have disposed of --

10 MEMBER RYAN: I believe the other part is  
11 -- correct me if I am wrong -- without much credit for  
12 any longer-term barrier at all, I mean, assuming for  
13 stainless steel, that has gone away at some point and  
14 on the --

15 MR. ESH: I'm only talking on a relative  
16 basis here. So at 1,000 years, whatever credit you  
17 take for various things, you compare the material,  
18 just its characteristics itself, to what you have at,  
19 say, two million years or a million years. You were  
20 talking about about a factor of 1,000 delta and the  
21 potential risk from that material.

22 Whether the risk is realized depends on  
23 the specific disposal configuration, engineered  
24 barriers, all of the other things in the problem.

25 When you go to 20,000 years, you're within

**NEAL R. GROSS**

COURT REPORTERS AND TRANSCRIBERS  
1323 RHODE ISLAND AVE., N.W.  
WASHINGTON, D.C. 20005-3701



1 about a factor of ten for depleted uranium. Because  
2 you have had a lot of the daughters grow in, if you're  
3 assessing 20,000 years in your regulatory analysis,  
4 you don't run the risk that you are way off just  
5 because of the characteristics of the material and its  
6 ingrowth over time.

7 If you stop your analyses at 1,000 years,  
8 you potentially have a factor of 1,000 still coming in  
9 the system. So say you used 1,000 years and you have  
10 the 61.42 intruder performance objective, you might be  
11 around 500 millirem or you could be at 500 millirem at  
12 1,000 years and you end up 1,000 times more than that  
13 at some peak location.

14 That's a pretty big dose you're talking  
15 about. You know, what does that mean over a million  
16 years? And what should you be doing with it? That's  
17 not for me necessarily to say, but I believe this  
18 construct of going to 20,000 years handles that  
19 problem because I can make an argument that  
20 considering all the uncertainties, missing a factor of  
21 10 for this one particular waste type if the system  
22 evolves in a certain way, I'm on relatively firm  
23 ground to make that argument.

24 But with most performance assessment and  
25 waste disposal problems, they set their requirements

**NEAL R. GROSS**

COURT REPORTERS AND TRANSCRIBERS  
1323 RHODE ISLAND AVE., N.W.  
WASHINGTON, D.C. 20005-3701

1 and they do their analysis based on the  
2 characteristics of the material they want to take.  
3 And depleted uranium can have another home somewhere  
4 down the food chain if you can't meet the requirements  
5 for near-surface disposal of large quantities,  
6 concentrated amounts, shallow burial depth, you know,  
7 however you wanted to solve the problem.

8 So that's the construct of the technical  
9 basis for the 20,000 years. And I think we can  
10 discuss it further when I get through some of these  
11 other elements here.

12 VICE CHAIRMAN ARMIJO: Maybe you can help  
13 me out here, David. I'm trying to understand it. If  
14 we have depleted uranium, you're telling me that way  
15 out in time, it's much more hazardous because both of  
16 these powder products.

17 But let's take the case of just plain old  
18 uranium, natural uranium mined out of the Earth,  
19 melted down. You have a block of natural uranium with  
20 all of the daughter products that have been building  
21 in since time zero, --

22 MR. ESH: Yes.

23 VICE CHAIRMAN ARMIJO: -- billions of  
24 years maybe, and the same block of depleted uranium.  
25 You're telling me one block is 1,000 times more

**NEAL R. GROSS**

COURT REPORTERS AND TRANSCRIBERS  
1323 RHODE ISLAND AVE., N.W.  
WASHINGTON, D.C. 20005-3701

1 hazardous or not?

2 MR. ESH: No, no, no. I'm saying that --

3 VICE CHAIRMAN ARMIJO: Go ahead. You're  
4 the --

5 MR. ESH: I don't want to talk over  
6 anybody else.

7 VICE CHAIRMAN ARMIJO: That's okay.

8 MR. ESH: Yes. If you take natural  
9 uranium and you concentrate it until it is basically  
10 pure --

11 VICE CHAIRMAN ARMIJO: And I'm talking  
12 about you just take -- you go to the mill. You dig  
13 up. You get uranium.

14 MR. ESH: Yes.

15 VICE CHAIRMAN ARMIJO: You haven't done  
16 any purification. And you create a chunk of uranium  
17 with all the daughter products that have been growing  
18 in from time immemorial. And you compare that with a  
19 chunk of depleted uranium that has gone through the  
20 enrichment process and been purified and everything  
21 else. You know, are you telling me that one of them  
22 is inherently much more hazardous?

23 MR. ESH: If the natural uranium is  
24 concentrated to 80 percent uranium, then the natural  
25 uranium would be much more hazardous than the depleted

**NEAL R. GROSS**

COURT REPORTERS AND TRANSCRIBERS  
1323 RHODE ISLAND AVE., N.W.  
WASHINGTON, D.C. 20005-3701

1 uranium at that time because the depleted uranium  
2 doesn't have all the daughters in it yet.

3 If the natural uranium is clean of the  
4 daughters and it's not concentrated, then the depleted  
5 uranium has a higher concentration. It's much higher.  
6 So the number that I was giving, about a factor of  
7 1,000, is the depleted uranium is very concentrated in  
8 uranium but very low in daughters. And those  
9 daughters build in over time. It's about a factor of  
10 1,000 lower at year 1,000 compared to year 1 million  
11 or 2 million, so comparing depleted uranium to  
12 depleted uranium at different times. That's the  
13 comparison.

14 MEMBER RYAN: I understand those  
15 equilibrium discussions. I think the other part of it  
16 to me is benefit is it also has to then fit into what  
17 is a scenario of exposure, which is a pathway to human  
18 beings in some scenario of exposure. And that can be  
19 a very complicated range of what is in play and what  
20 is not.

21 MR. ESH: Yes. And I'll talk about  
22 scenarios here in the guidance, especially for the  
23 intruder component, but then you also have --

24 MEMBER RYAN: It's not just the inventory  
25 that drives the bus.

1 MR. ESH: Well, no, it's not. I mean, in  
2 the performance assessment, it's inventory. It's  
3 hopefully your design and your site and also then your  
4 receptor scenarios and their characteristics. It's  
5 all of those things put together that give you the  
6 impacts that --

7 MEMBER RYAN: And go over institutional  
8 controls if they are there and all of those things?

9 MR. ESH: Yes. But if you want to talk  
10 just about the material, then make it relative to all  
11 of those things put on a normalized basis. And then  
12 you can just talk about the material characteristics.

13 Of course, if you're valuing the same  
14 scenario at those two points in time, then the  
15 comparison is valid. If you're evaluating different  
16 scenarios at those two points in time, then the  
17 ingrowth characteristics of a material may be worse or  
18 less by the changes in the scenarios that you apply at  
19 those different points in time.

20 MEMBER RYAN: So I think it's fair to say  
21 there's no real three-sentence way to summarize what's  
22 the risk from DU without considering all of these  
23 different factors in context of how you really can  
24 come up with a risk scenario for any given specific --

25 MR. ESH: The way the depleted uranium is

**NEAL R. GROSS**

COURT REPORTERS AND TRANSCRIBERS  
1323 RHODE ISLAND AVE., N.W.  
WASHINGTON, D.C. 20005-3701

1 similar to other sorts of things, it's not different  
2 in that it represents long-lived waste. And so what  
3 do you do with long-lived waste, especially long-lived  
4 waste in near-surface disposal.

5 The NRC when it developed the regulations  
6 in the early 1980s, they put limits on the long-lived  
7 waste that they thought were appropriate for  
8 near-surface disposal. Those are reflected in the  
9 61.55 tables.

10 So this idea of applying analysis right  
11 now to determine on a site-specific basis how you  
12 should limit maybe long-lived waste is no different.  
13 It is consistent with what was done to develop the  
14 regulation. It's only we're allowing the licensees to  
15 do it on a site-specific basis, instead of the NRC  
16 doing it on a predetermined humid site, humid  
17 Southeastern site, and applying those results to all  
18 sites throughout the country.

19 I think this approach is consistent, but  
20 it's more risk-informed. But I would argue and I do  
21 argue that you have to set requirements that allow you  
22 to distinguish between an appropriate action and an  
23 inappropriate action. And if you don't have a long  
24 enough period of performance or you don't have some  
25 evaluation of possible disturbance, then I think that

**NEAL R. GROSS**

COURT REPORTERS AND TRANSCRIBERS  
1323 RHODE ISLAND AVE., N.W.  
WASHINGTON, D.C. 20005-3701

1 some materials that right now from a government policy  
2 perspective they view as unsuitable for near-surface  
3 disposal could meet those requirements.

4 So that tells me you need to set the  
5 requirements where those materials couldn't meet and  
6 other materials could meet it. That tells you when  
7 you're at the right place of managing the waste. And  
8 that's what we had attempted to do here.

9 For the post-20,000 years, we feel that  
10 the impacts can be better placed in the proper context  
11 in something like an environmental analysis. So we do  
12 require, would require, that somebody generate a dose  
13 number, but that is only to ensure transparency with  
14 the stakeholders. At this time we weren't implying  
15 regulatory requirements for that.

16 MEMBER CORRADINI: You've gone way beyond  
17 my understanding something, but if I understand the  
18 post and within, the 500 millirem and, as you said,  
19 the consistency with the table -- I don't remember the  
20 reference -- is within the 20,000 years.

21 MR. ESH: Yes.

22 MEMBER CORRADINI: And the post-20,000  
23 years, if somebody were to put in a performance curve  
24 that showed everything was hunky-dory within 500  
25 millirem and then at 30,000 years or 40,000 years in

**NEAL R. GROSS**

COURT REPORTERS AND TRANSCRIBERS  
1323 RHODE ISLAND AVE., N.W.  
WASHINGTON, D.C. 20005-3701

1 the simulation, it went from 100 millirem to a rem,  
2 I'm trying to understand what that does to you.  
3 That's just purely qualitative observation?

4 MR. ESH: Yes. That would not fail these  
5 requirements as we have proposed them right now.

6 MEMBER CORRADINI: Okay.

7 MR. ESH: You would take that information.  
8 In our case, we would evaluate it in our environmental  
9 analysis and see whether that analysis was too large  
10 and unjustified based on the action that wants to be  
11 taken.

12 MEMBER CORRADINI: It's more qualitative.  
13 You post this time period.

14 MR. ESH: Yes. If we have EIS people in  
15 the room, they will be offended, but EIS analyses I  
16 think are softer than the performance assessment type  
17 of analyses.

18 MEMBER CORRADINI: Right.

19 MR. ESH: We're trying to make sure that  
20 because you do have these vast uncertainties,  
21 especially over the long time frames and so this is --  
22 but we have had stakeholders comment each way. Some  
23 feel that absolutely we should apply a dose limit at  
24 those longer times. And they have recommended values,  
25 100 millirem, 500 millirem, 25 millirem. We should

**NEAL R. GROSS**

COURT REPORTERS AND TRANSCRIBERS  
1323 RHODE ISLAND AVE., N.W.  
WASHINGTON, D.C. 20005-3701



1 apply a dose limit regardless of the time. And then  
2 we have had others say, "You shouldn't apply any dose  
3 limit or require any analysis at that point in time."

4 MEMBER CORRADINI: That's fine. You  
5 helped. You helped. Thank you very much.

6 MR. ESH:

7 Next slide, please. The guidance document  
8 we talked about pretty in-depth in the Subcommittee.  
9 What this guidance document is is it provides guidance  
10 on conducting site-specific analysis to demonstrate  
11 compliance with the performance objectives.

12 We supplement existing low-level waste  
13 guidance. So it isn't a standard-alone guidance  
14 document. And the reason for that is primarily  
15 because this is a limited-scope rulemaking.

16 In a comprehensive rulemaking, we would  
17 maybe want to do something like we did in the  
18 decommissioning program and make a consolidated  
19 guidance document. That is a very big effort  
20 involving a lot of people because there is a lot of  
21 guidance, either direct or it may be ancillary, the  
22 technical guidance and NUREGs and those sorts of  
23 things. It can all be pulled together into one set of  
24 guidance that you would maybe use for this program.

25 So what we did is we supplemented

**NEAL R. GROSS**

COURT REPORTERS AND TRANSCRIBERS  
1323 RHODE ISLAND AVE., N.W.  
WASHINGTON, D.C. 20005-3701

1 guidance. We filled in holes that we thought we had  
2 holes. We especially put detailed guidance into apply  
3 to what we feel is risk-informed the way that you  
4 would implement these regulatory requirements we are  
5 proposing.

6 The Commission directed us to propose  
7 parameters and assumptions to be used in the analyses.  
8 We took some liberty -- and hopefully they're in  
9 agreement with us -- that they didn't specifically  
10 list the hydraulic conductivity should be  $1E^{-7}$  meters  
11 per second and the distribution coefficient for  
12 technetium should be one milliliter per gram.

13 We didn't specify particular parameter  
14 values. We talked technically about the parameter  
15 values and assumptions and gave some examples about  
16 uncertainty and variability that we wanted people to  
17 consider in choosing the value for this one and say  
18 further site-specific application.

19 And we can afford some flexibility where  
20 warranted. In some cases, we don't think flexibility  
21 is warranted, but we provide flexibility where we  
22 think it is warranted.

23 Next slide, please. So the main outline,  
24 we have an introduction, general technical analyses.  
25 So that provides some discussion of things like data

**NEAL R. GROSS**

COURT REPORTERS AND TRANSCRIBERS  
1323 RHODE ISLAND AVE., N.W.  
WASHINGTON, D.C. 20005-3701

1 uncertainty, model uncertainty, model support,  
2 integration, abstraction, kind of the basic technical  
3 building blocks that comprise a performance assessment  
4 in these technical evaluations.

5           And then we cover what are more process  
6 model-type things in performance assessment, such as  
7 inventory and source term release and waste containers  
8 and radionuclide transport biosphere modeling. All  
9 those sorts of things we discuss in the performance  
10 assessment modeling section.

11           That's an area where we felt we had some  
12 pretty good guidance in like NUREG-1573 and a few  
13 other documents. So we didn't go into great detail,  
14 but we provided details we thought might be needed to  
15 fill in some issues.

16           We did generate new guidance on the  
17 intruder assessment, intruder dose assessment I should  
18 say, because it wasn't required before. And we  
19 thought there might be a need for some pretty good  
20 guidance on that topic. So we have a pretty thick  
21 section on intruder assessments. And I will cover  
22 some of the elements as some examples to you in a few  
23 slides here.

24           We have a section on long-term analyses,  
25 the type of analyses we would expect somebody to

**NEAL R. GROSS**

COURT REPORTERS AND TRANSCRIBERS  
1323 RHODE ISLAND AVE., N.W.  
WASHINGTON, D.C. 20005-3701

1 produce that justify what they would do to compare to  
2 the 61.13(e) requirement; and then other  
3 considerations, which are like developing inventory  
4 limits, how you would go about that, how and why you  
5 might develop inventory limits.

6 And, then, finally we have a performance  
7 confirmation section and the use of other NRC guidance  
8 documents.

9 Next slide, please. So we have some  
10 guidance on period of performance. And what it  
11 basically discusses is the flexibility that can be  
12 afforded for short-lived waste or low concentrations  
13 of long-lived waste. And what we are advocating is  
14 that the primary differences are in the level of  
15 detail of the justification for the calculations.

16 We also provide expectations for what you  
17 would need to do for long-term analyses. So if we  
18 could go to the next slide, I'll show you an example.

19 There are some example boxes right in the  
20 guidance document to kind of pose questions and  
21 answers that we think people might have when they're  
22 doing the evaluation. And this example says, "Okay.  
23 I have a facility that only has low-level waste  
24 generated by commercial entities," which normally has  
25 limited concentrations of long-lived waste. The

**NEAL R. GROSS**

COURT REPORTERS AND TRANSCRIBERS  
1323 RHODE ISLAND AVE., N.W.  
WASHINGTON, D.C. 20005-3701

1 values of the waste are at or below one-tenth of the  
2 table values.

3 Additionally, the facility is expected to  
4 receive waste that is long-lived that are found in the  
5 table that is less than the soil surrounding the  
6 facility.

7 So in this case we say, "Okay. We need to  
8 do the performance assessment to meet the 61.41, .42,  
9 and .44-type requirements, but we don't have to get  
10 into all the complicated business with what's  
11 happening with climate and stability and all the  
12 things that come into play over the very long-term  
13 assessment period."

14 The reason why we have taken the approach  
15 to the period of performance on the intruder  
16 requirements in the regulations is legally you have to  
17 set the requirements as to what you want to be met.  
18 And then you can provide ability to demonstrate that  
19 in a risk-informed way, which is generally done with  
20 level of detail.

21 So you have to show that you have captured  
22 the peaking of dose within 20,000 years, but you could  
23 do that a number of ways. If I was doing it and I had  
24 a facility that was only taking short-lived waste, I  
25 would probably make an argument based on the

**NEAL R. GROSS**

COURT REPORTERS AND TRANSCRIBERS  
1323 RHODE ISLAND AVE., N.W.  
WASHINGTON, D.C. 20005-3701

1 characteristics of the waste I had and show that it's  
2 going to be all decayed by year whatever.

3 I also would consider just running the  
4 calculation out and showing I did a bunch of zeroes at  
5 longer times. That would be an easy, practical way to  
6 do it because once you have set up the performance  
7 assessment calculation, there is not a burden to  
8 running the calculation longer. The burden comes in  
9 as if you have to develop specialized models of what  
10 is happening at longer time and provide support for  
11 those calculations. And that is the way we think the  
12 process should work.

13 If you're dealing with a hard problem,  
14 you're going to be faced with a more challenging  
15 review and more information that you're going to need  
16 to supply. If you have an easy problem, you should be  
17 able to deal with it in a more straightforward way.

18 MEMBER RYAN: Just a question, David, on  
19 the example 2.3. What if I have some not small but  
20 not horrendous quantity of uranium and I say, "Okay.  
21 Well, I'm going to make that so that it's about the  
22 same as resting in the natural soils in the  
23 surrounding facility by mixing it with a whole bunch  
24 of dirt"? What do you make of that?

25 I mean, I don't think it's all that -- I'd

**NEAL R. GROSS**

COURT REPORTERS AND TRANSCRIBERS  
1323 RHODE ISLAND AVE., N.W.  
WASHINGTON, D.C. 20005-3701

1 much rather have one container that's at a robust  
2 container buried 50 feet down than meet that goal.

3 MR. ESH: Yes. We did a blending  
4 requirement or we have requirements about basically  
5 dilution. So you can mix waste streams --

6 MEMBER RYAN: Yes.

7 MR. ESH: -- in order to manage the  
8 disposal of those waste streams, say, by mixing a  
9 class B waste with an A waste and get it all down to  
10 A waste.

11 MEMBER RYAN: I mean, the point is that --

12 MR. ESH: You can do what you need to do  
13 under the technical position on concentration  
14 averaging to stabilize your material and take action  
15 such as that, but you can't artificially dilute your  
16 material by, say, mixing clean soil in with waste.

17 MEMBER RYAN: So it's all in the matter of  
18 definition. If I'm blending waste for the purpose of  
19 stabilizing what I have, which I could be doing with  
20 a chunky uranium and other kinds of soil waste that  
21 have a little bit of cobalt or whatever, okay.

22 MR. ESH: I think it's --

23 MEMBER RYAN: You try and judge intent  
24 there, which is very interesting to think about how  
25 that happens.

**NEAL R. GROSS**

COURT REPORTERS AND TRANSCRIBERS  
1323 RHODE ISLAND AVE., N.W.  
WASHINGTON, D.C. 20005-3701

1 MR. ESH: That's existing in the  
2 regulation right now that you can do things to manage  
3 your waste streams. But generally you can't -- I  
4 mean, if the philosophy is concentrated and contained,  
5 they don't want you doing dilution. Dilution is not  
6 the solution to pollution, even though from a risk  
7 analyst perspective, it is in many cases. You are  
8 most confident that the risk is low when it is  
9 diluted.

10 And that's what happens in these  
11 performance assessments many of the time is that you  
12 are trying to assess how much dilution and dispersion  
13 you get out of the system. That's a --

14 MEMBER RYAN: These longstanding  
15 principles may be right or may be inappropriate or not  
16 useful.

17 MR. ESH: It may be, but that's not for us  
18 to do within especially this rulemaking and maybe not  
19 even within the comprehensive one. We can discuss it,  
20 but those were decisions for Commission policy to set  
21 how they want to manage waste, how they want to set  
22 waste disposal and the framework for it.

23 MEMBER RYAN: I guess it's my view and  
24 I'll express it for the rest of the members. I think  
25 you're hamstrung by the fact that you are in a very

**NEAL R. GROSS**

COURT REPORTERS AND TRANSCRIBERS  
1323 RHODE ISLAND AVE., N.W.  
WASHINGTON, D.C. 20005-3701



1 limited rulemaking circumstance right now. I think  
2 that is something that we need to think about. This  
3 is very limiting to what we can or can't do to try and  
4 move the ball in a positive direction.

5 MR. ESH: I mean, this is brain surgery,  
6 but it's not lobotomy. So, I mean, I think we are  
7 delving in and working on the part that we need to  
8 work on, but we aren't taking a dramatic action in how  
9 we're trying to change the system because --

10 MEMBER RYAN: But you are only given a  
11 vice grip and a screwdriver --

12 MR. ESH: Would have given us a hammer  
13 when we needed a screwdriver, but so be it. And we  
14 have had those comments from stakeholders that have  
15 said, "Look, the system works. Don't break it."  
16 We're certainly not trying to break it, but we have  
17 been given direction to change it to deal with  
18 specific waste streams and problems. And that's what  
19 I think we did.

20 Let's talk about the intruders now. I  
21 think that would be useful for you. The guidance on  
22 the inadvertent intruder assessment, as you are  
23 well-aware, most of you, probably boils down to  
24 scenarios.

25 What our guidance says is that we want to

**NEAL R. GROSS**

COURT REPORTERS AND TRANSCRIBERS  
1323 RHODE ISLAND AVE., N.W.  
WASHINGTON, D.C. 20005-3701

1 evaluate or want people to evaluate reasonably  
2 foreseeable scenarios resulting in the greatest dose  
3 for compliance. You can consider site information.  
4 You are going to have flexibility to identify what the  
5 reasonable foreseeable scenarios may be in the  
6 near-term.

7 For longer time frames, you get into this  
8 issue, though, of future human behavior. In those  
9 cases, what we are recommending is, just to keep it  
10 simple for yourself, it made you look at the default  
11 scenarios.

12 The default scenarios limit speculation.  
13 We can argue they are conservative, how conservative  
14 they may be. They have a rich history of use in  
15 practice, both from within the NRC and in some sites  
16 that have done intruder evaluations. They are usually  
17 looking at default scenarios. So there is a basis or  
18 there is a history of usage for the default scenarios  
19 at least.

20 If we go to the next slide, I'll show you  
21 some more details on this. The default scenarios that  
22 were considered, just to refresh your memory, they  
23 were in intruder construction, discovery scenario.

24 You have the issue of whether waste is  
25 recognizable or not. If the waste is recognizable

**NEAL R. GROSS**

COURT REPORTERS AND TRANSCRIBERS  
1323 RHODE ISLAND AVE., N.W.  
WASHINGTON, D.C. 20005-3701

1 when the construction occurs, then they stop  
2 construction. And the exposure time is much more  
3 limited. If the waste is unrecognizable when the  
4 construction occurs, then they build a house and  
5 somebody lives there. And the exposure times are much  
6 longer, and the pathways are much more involved.

7 For deeper waste, then, you may also need  
8 to consider drilling. So somebody puts in a well, for  
9 agricultural or domestic use, and look at the impacts  
10 to the crew that puts in the well or the impacts to  
11 somebody that lives and uses the water from the well  
12 after it has been put in.

13 They are all hypothetical regulatory  
14 constructs. They aren't meant to be "This is exactly  
15 what we think would happen." But we do believe they  
16 provide reasonable bounds to do a regulatory analysis  
17 and they limit speculation about human activities  
18 because when you talk with stakeholders about human  
19 activities, their views are way more diverse than they  
20 are about even something like period of performance.

21 Somebody can come up with very complicated  
22 scenarios that they can justify "Well, my Uncle Joe  
23 does this exact thing. Therefore, you should evaluate  
24 it" without the context of "Well, not everybody has an  
25 Uncle Joe that's crazy."

**NEAL R. GROSS**

COURT REPORTERS AND TRANSCRIBERS  
1323 RHODE ISLAND AVE., N.W.  
WASHINGTON, D.C. 20005-3701

1           So this limits speculation about the human  
2 activities, and I think it's appropriate. It may not  
3 be appropriate at all sites, though. You need to  
4 consider what's happening out at a particular site.

5           So if we go to the next slide, please --

6           VICE CHAIRMAN ARMIJO: David, just before  
7 you go --

8           MR. ESH: Yes?

9           VICE CHAIRMAN ARMIJO: -- in your default  
10 scenarios, do you specify the number of people who  
11 were involved in this intrusion? Is there a maximum  
12 number?

13           MR. ESH: It does not specify the number,  
14 but it's generally thought to be, say, one family or  
15 one residence. It's not a whole community, for  
16 instance. The evaluation is not that a town gets  
17 built but that a house gets built, which we think is  
18 much more consistent with the idea that you are trying  
19 to put controls in place to prevent something from  
20 happening. And if something bad happens, it is likely  
21 to be more limited to an extent than comprehensive.  
22 Maybe that's not a good assumption, but that's that  
23 assumption to --

24           VICE CHAIRMAN ARMIJO: Okay. I just  
25 wanted to know what the number was.

**NEAL R. GROSS**

COURT REPORTERS AND TRANSCRIBERS  
1323 RHODE ISLAND AVE., N.W.  
WASHINGTON, D.C. 20005-3701

1           MEMBER BROWN: It just hit me based on  
2 what you said. So construction people coming in, this  
3 assumes, then, that these are not barriered sites.  
4 These are open field after the disposal has been done.  
5 Is that after some period of time or is that --

6           MR. ESH: Yes.

7           MEMBER BROWN: Is it 100 years? It is 10  
8 years or is it the 10,000-year point?

9           MR. ESH: It's after the institutional  
10 control period, which is up to 100 years. So it's  
11 after that time. During that time, there are active  
12 controls, like fences and security and --

13          MEMBER BROWN: The factory gets torn down.  
14 And then the fences go away and the --

15          MR. ESH: Yes. And you can imagine if --  
16 well, the other thing is, say, for instance, if you're  
17 dealing with companies, how many companies in the S&P  
18 500 are 100 years old? It's only a handful of them  
19 that are that old. We start dealing with companies  
20 that come and go over long time periods.

21          MEMBER RYAN: David, I'm not trying to  
22 rush you, but I want you to maybe move along a little  
23 bit.

24          MR. ESH: Yes.

25          MEMBER RYAN: I think we have covered this

**NEAL R. GROSS**

COURT REPORTERS AND TRANSCRIBERS  
1323 RHODE ISLAND AVE., N.W.  
WASHINGTON, D.C. 20005-3701

1 one point.

2 MR. ESH: All right. Fine.

3 MEMBER RYAN: We need to keep going.

4 MR. ESH: All right. So the next slide,  
5 then, is the site-specific scenarios. This is the  
6 other aspect that we're bringing into play in the  
7 intruder assessment is we want people to be smart  
8 about it.

9 So, Dr. Ryan, you talked a lot about  
10 "Well, does it make sense to assume that somebody  
11 builds a house and they are eating a steam generator"  
12 or whatever, you know, some sort of metallic component  
13 that is obviously still metallic at 100 years? No,  
14 that doesn't make sense at all.

15 Sure, you can do it for your regulatory  
16 analysis if you want to be conservative and you show  
17 you can meet the requirements. Why not? But you  
18 don't have to do that.

19 MEMBER RYAN: I sure wouldn't do it.

20 MR. ESH: You can make an argument that,  
21 "Look, this waste is recognizable. So my scenario is  
22 limited to scenarios that would happen when the waste  
23 is recognizable."

24 So we feel that we allow people to bring  
25 in the physical information and then also cultural

**NEAL R. GROSS**

COURT REPORTERS AND TRANSCRIBERS  
1323 RHODE ISLAND AVE., N.W.  
WASHINGTON, D.C. 20005-3701

1 information. So if a waste disposal facility is  
2 located in an industrial area and it's been an  
3 industrial area for some time, it's likely for, at  
4 least the immediate future, to remain an industrial  
5 area. Maybe you can look at industrial-type  
6 scenarios, instead of a residential-type scenario,  
7 after the institutional control period.

8 But the ability to do that over very long  
9 periods of time starts getting limited. So we do ask  
10 for people to consider changes over time, either to  
11 the physical information, like maybe you have waste  
12 that's not potable today you need to look at "Is that  
13 a robust configuration? Does it remain unpotable?"

14 MEMBER RYAN: Just as another example, I  
15 think our previous conversations touched on the depth  
16 of burial.

17 MR. ESH: Yes.

18 MEMBER RYAN: If I'm at a site where I can  
19 go, let's say, 100 feet down, houses aren't going to  
20 put basements 10 stories down.

21 MR. ESH: Absolutely no.

22 MEMBER RYAN: I think there's a way to  
23 think about, "Well, how do I get it out of reach of  
24 the intruder? And if my site allows that, bingo."  
25 And I think that's a positive way to move forward.

**NEAL R. GROSS**

COURT REPORTERS AND TRANSCRIBERS  
1323 RHODE ISLAND AVE., N.W.  
WASHINGTON, D.C. 20005-3701

1 MR. ESH: Well, that is a very good way to  
2 try to reduce the likelihood of interaction with the  
3 material and disturbance of the material by natural  
4 processes. That's why high-level waste is desired to  
5 go in a geologic repository, to eliminate the  
6 instability associated with the near surface and the  
7 potential human interaction.

8 So it's a concept that is applied  
9 universally worldwide. The further you can isolate  
10 the material from the people and the environment, the  
11 better off you will be over these long --

12 VICE CHAIRMAN ARMIJO: You can't get away  
13 from the imagination of the assessors. I recall a  
14 Department of Energy document that I saw on Yucca  
15 Mountain where the intruder was drilling 1,000 feet  
16 down through Yucca Mountain, through the drip shield,  
17 through the waste packages, and into the fuel, and, of  
18 course, exposed, causing exposure and release.

19 I mean, so these are open-ended. You can  
20 go in these fine frames and open strengths. You just  
21 can't close on the problem.

22 MR. ESH: That's why, especially in this  
23 area, we want to kind of constrain speculation and  
24 limit speculation to a few scenarios that have been  
25 used in the past or to consider that this type of

**NEAL R. GROSS**

COURT REPORTERS AND TRANSCRIBERS  
1323 RHODE ISLAND AVE., N.W.  
WASHINGTON, D.C. 20005-3701



1 information on slide 20 that we have right here,  
2 especially in the short term, to be smart about it  
3 because for short-lived waste, these sorts of  
4 considerations can make a very big difference.

5 The long-lived waste, we think they make  
6 lots of a difference. So when you're in the  
7 long-lived waste box, then you probably want to be  
8 more simple and pragmatic about the uncertainties and  
9 the solution and you try to mitigate those  
10 uncertainties.

11 MEMBER RYAN: And I guess it would be  
12 helpful if, at least in guidance, if not in the  
13 regulation changes you are proposing themselves, we  
14 address this very point that Dr. Armijo and you just  
15 talked about.

16 MR. ESH: I believe it is. I mean, we  
17 would love your feedback on that guidance document, on  
18 this guidance document. The intention is that it's  
19 going to go out for public comment with the proposed  
20 rule, we'll get feedback on it.

21 MEMBER RYAN: We haven't seen it yet. So  
22 --

23 MR. ESH: Yes. I would say it's like 95  
24 percent there, maybe even 99 percent there. It's  
25 getting pretty close.

**NEAL R. GROSS**

COURT REPORTERS AND TRANSCRIBERS  
1323 RHODE ISLAND AVE., N.W.  
WASHINGTON, D.C. 20005-3701

1 MEMBER RYAN: Okay. Well, we would be  
2 happy to schedule a briefing whenever you are ready.

3 MR. ESH: Yes. Next slide, please. So  
4 conclusions, and I'll pass off to Andrew to go over  
5 public comments quickly. We feel we followed and  
6 addressed the Commission direction, the proposing  
7 rulemaking, limited rulemaking to site-specific  
8 analyses.

9 We do identify what requirements we  
10 believe should be associated with those analyses. And  
11 we have developed a guidance document outlining the  
12 key parameters and assumptions and all the technical  
13 information to go with the analyses.

14 The approach we believe is protective of  
15 public health and safety, it is risk-informed and  
16 performance-based. And we do provide flexibility to  
17 licensees when warranted.

18 So Andrew?

19 MR. CARRERA: Thank you, Dave.

20 My name is Andrew Carrera. And for the  
21 next couple of slides, I will just briefly go through  
22 the comments that we received on this rulemaking, go  
23 through the language and how the working group came  
24 out of pursuing those comments. And then we still go  
25 back to Dr. Armijo's questions with regards to the

**NEAL R. GROSS**

COURT REPORTERS AND TRANSCRIBERS  
1323 RHODE ISLAND AVE., N.W.  
WASHINGTON, D.C. 20005-3701

1 Department of Energy's comments. And then I'll  
2 proceed with the path forward.

3 So the NRC posted the proposed rule on  
4 regulations.gov and requested early public comments.  
5 And we also had a public meeting on May 18th to  
6 discuss this document.

7 The comment period ended on June 18th. We  
8 also heard some of the comments from stakeholders  
9 during the previous meeting.

10 And at the end of the comment period after  
11 the staff reviewed 15 comment letters from this group  
12 of stakeholders, industry, government organization,  
13 and grouped them into these 9 issues. And Dave has  
14 previously talked about these issues in the comments  
15 regarding these issues already.

16 In the end, the working group sees  
17 comments as being both supportive and critical for  
18 what we are proposing in the formal proposed rule  
19 language. And in the areas where we see the comments  
20 leaning one way or the other, we went back to the  
21 preliminary proposed rule language and made revisions  
22 to address those issues.

23 Those revisions are included in the  
24 background slides. I don't know if you want to go  
25 over that now.

**NEAL R. GROSS**

COURT REPORTERS AND TRANSCRIBERS  
1323 RHODE ISLAND AVE., N.W.  
WASHINGTON, D.C. 20005-3701

1           The working group is comfortable with the  
2           direction that the revision is taking us. And we are  
3           comfortable with the current path that we are on with  
4           the rulemaking.

5           Stakeholders will have another chance to  
6           comment on the proposed rule language when it goes out  
7           officially for an official comment period on the  
8           proposed rule.

9           MEMBER RYAN: When do you think that will  
10          be released for comment, just roughly? Is it this  
11          year or first of next year?

12          MR. CARRERA: It would be next year.

13          MEMBER RYAN: Okay.

14          MR. CARRERA: The package, the first  
15          review package, is scheduled to be delivered to the  
16          Commission at the end of January 2012.

17          MEMBER RYAN: Okay.

18          MR. CARRERA: And then the Commission will  
19          review and vote on it. And I don't know how long that  
20          process will take.

21          MEMBER RYAN: Okay.

22          VICE CHAIRMAN ARMIJO: Yes. I'd like to  
23          make a comment that I had hoped you would provide more  
24          detail on the Department of Energy comments because I  
25          thought they submitted very detailed and

**NEAL R. GROSS**

COURT REPORTERS AND TRANSCRIBERS  
1323 RHODE ISLAND AVE., N.W.  
WASHINGTON, D.C. 20005-3701

1 well-thought-out comments.

2 You know, I won't go into all of their  
3 reasoning and everything they said, but basically they  
4 wind up with a period of performance of 1,000 years.

5 MR. CARRERA: Yes.

6 VICE CHAIRMAN ARMIJO: They address the  
7 issue of intruders with some constraints. Reasonable  
8 people will behave in the future pretty much like they  
9 behave today. And they come up with something that  
10 looks practical and workable. And 1,000 years is far  
11 different than a 20,000-year assessment and certainly  
12 easier to believe that you understand what is going on  
13 as far as materials, environment, and even people.  
14 You know, the country may not exist in 1,000 years,  
15 but let's hope they do, we do.

16 I can't reconcile two government agencies,  
17 responsible agencies, Department of Energy already  
18 disposing of low-level waste, including depleted  
19 uranium, and NRC regulating the disposal of the same  
20 materials, having two radically different conclusions  
21 on periods of performance and how you do intruder  
22 assessment and whether -- so I just think that this  
23 has got to get resolved.

24 And once the -- you know, I can understand  
25 the DOE approach much better. And I could believe

**NEAL R. GROSS**

COURT REPORTERS AND TRANSCRIBERS  
1323 RHODE ISLAND AVE., N.W.  
WASHINGTON, D.C. 20005-3701

1 that they can support their arguments for 1,000 years.

2 MR. ESH: I can talk to that. We work  
3 with the Department of Energy on a number of projects,  
4 especially down to processing reviews. And in those  
5 projects, they don't use 1,000 years. They use 10,000  
6 years, and they look beyond 10,000 years. So when  
7 you're looking at the 1,000 years, you're looking at  
8 the requirements in order 435.1 that they're applying  
9 for maybe what they call their low-level waste  
10 disposal facilities, where I believe they limit --  
11 they develop waste acceptance criteria but they limit  
12 the concentrations of all long-lived isotopes that  
13 they take in those facilities, as they need to on a  
14 site-specific basis.

15 Let me talk about intruder area first. In  
16 the intruder area, I don't think we're in misalignment  
17 with what the Department of Energy does. They do an  
18 intruder assessment. They look at what they think are  
19 reasonable scenarios. We may differ as you go out in  
20 time how much we think the relevance of -- how much  
21 recency bias comes into play. So they believe because  
22 the Department of Energy is there now that it's always  
23 going to be there. And if it's an industrial-type  
24 activity now, then they can use an industrial-type  
25 activity indefinitely into the future in some cases.

**NEAL R. GROSS**

COURT REPORTERS AND TRANSCRIBERS  
1323 RHODE ISLAND AVE., N.W.  
WASHINGTON, D.C. 20005-3701

1           In other cases and problems that we  
2 review, they don't take that approach. They analyze  
3 an intruder very similar to what we would do, but they  
4 apply a 100-millirem dose limit, instead of 500.  
5 That's one of the main differences.

6           And they separate it into a chronic and  
7 acute case. They look at acute exposures and chronic  
8 exposures and make a distinction between them. So  
9 we're not in misalignment in the intruder area.

10           In the area of the period of performance,  
11 where they choose 1,000 years, I'm not aware of the  
12 basis for or the document that describes why they came  
13 up with the 1,000 years. Basically they have 1,000  
14 years, and they have used it. And in the material  
15 they submitted to us or the comments that they made at  
16 our public meeting, it was basically, "Well, we have  
17 used 1,000 years for a long time," but they don't say  
18 why they picked 1,000 years or why it's appropriate  
19 for the problem.

20           And I would argue for the direction the  
21 Commission gave us, especially for depleted uranium,  
22 1,000 years is not appropriate. It just does not  
23 capture enough of the characteristics of the material.  
24 You are way off on the ingrowth characteristics of the  
25 material to make an argument along those lines.

**NEAL R. GROSS**

COURT REPORTERS AND TRANSCRIBERS  
1323 RHODE ISLAND AVE., N.W.  
WASHINGTON, D.C. 20005-3701

1           If you have some sort of socioeconomic  
2 argument about what is going on in society in the  
3 future in evolution and technology to justify a  
4 shorter period of performance and how other societies  
5 should deal with the long-term risk, that's a  
6 different story, but we don't have that analysis. And  
7 I'm not aware that the Department of Energy has that  
8 analysis.

9           And in practice, when we do the reviews,  
10 independent reviews, of what the Department of Energy  
11 does, they project impacts, say, even past 10,000  
12 years, but they, to our knowledge, don't take them  
13 seriously or take any action on it.

14           So it's a little bit disingenuous to say,  
15 "Yes. We have some line in the sand that we draw at  
16 1,000, but then we also consider what is going on  
17 after that" because in practice, when we are doing our  
18 independent reviews, they aren't taking action on what  
19 is going on after that. They are just drawing the  
20 line in the sand and saying, "That is where we draw  
21 it."

22           And I don't think you can draw it there  
23 both from a depleted uranium radiological  
24 characteristic standpoint or from a radiological  
25 transport characteristic for most of these problems

**NEAL R. GROSS**

COURT REPORTERS AND TRANSCRIBERS  
1323 RHODE ISLAND AVE., N.W.  
WASHINGTON, D.C. 20005-3701



1 because you're dealing with a situation where an  
2 isotope does not get out in 1,000 years but may arrive  
3 in 1,500.

4 And you might have zero dose for 1,000  
5 years and 5 rem at year 1,500. But that doesn't make  
6 any sense that just because where you wanted to draw  
7 the regulatory requirement, it's a dramatic pass or a  
8 dramatic fail.

9 So that's kind of my thoughts on it. I do  
10 realize we have some differences there. But we tried  
11 to develop a technical basis for it. And considering  
12 what we see in practice of the way they do it, we  
13 understand exactly how they run their problems and how  
14 they do their analyses. We don't necessarily agree  
15 with them, obviously.

16 VICE CHAIRMAN ARMIJO: Well, you know,  
17 it's clear that they're different. They are  
18 different. You say that you don't have a basis or  
19 they haven't shared their basis for their 1,000 years.

20 They did share their documents on what  
21 their rules are and their processes are. And they  
22 address the intruder assessment and, for whatever  
23 reason, think 1,000 years reasonable and practical.  
24 And that's where they draw the line.

25 MR. ESH: Yes.

1 VICE CHAIRMAN ARMIJO: And I just can't  
2 see the federal government having two agencies, both  
3 responsible for disposing of the same thing, having  
4 two different views.

5 One could argue and say, "Well, look.  
6 We're going to be tougher on the private sector.  
7 We're going to make them worry about stuff for 20,000  
8 years. But the Department of Energy government  
9 property, we just will do it for 1,000."

10 Something is wrong here. And I just find  
11 it believable and practical that 1,000 years is plenty  
12 of time, even though you can -- you know, I understand  
13 your radiological arguments, but do we have a duty,  
14 moral, ethical, legal, to protect a family 20,000  
15 years out into the future? I don't believe so.

16 MR. ESH: That's the issue. It's like  
17 "Well, what is the" --

18 MEMBER RYAN: We've probably --

19 VICE CHAIRMAN ARMIJO: I'm not talking --

20 MEMBER RYAN: Let others have a chance for  
21 some questions.

22 VICE CHAIRMAN ARMIJO: Okay.

23 MEMBER RYAN: Okay. Jack? Okay. Dennis?

24 MEMBER BLEY: No more. Thanks.

25 MEMBER RYAN: Okay. Dana?

**NEAL R. GROSS**

COURT REPORTERS AND TRANSCRIBERS  
1323 RHODE ISLAND AVE., N.W.  
WASHINGTON, D.C. 20005-3701

1 MEMBER POWERS: I was at the Subcommittee  
2 meeting.

3 MEMBER RYAN: Okay. Bill? Back to you.

4 VICE CHAIRMAN ARMIJO: I'm finished.

5 MR. ESH: One thing I would add is that  
6 what I was trying to say is that we set the  
7 requirement. So we think certain materials would pass  
8 that we think are appropriate to pass. And other ones  
9 that aren't appropriate wouldn't pass.

10 If you set a period of performance of  
11 1,000 years and say, "Did away with the intruder  
12 performance objective," I believe that defense  
13 high-level waste would meet those criteria for  
14 near-surface disposal and probably even commercial  
15 spent nuclear fuel as long as you've got a shielding  
16 barrier on top of it to take care of the high-activity  
17 short-lived stuff. And that's a dramatic move from  
18 the policy of the Commission right now as to how they  
19 think you should manage certain materials.

20 So in my mind, the requirements have to be  
21 able to distinguish -- it has to get the right  
22 materials in the right boxes. And I think these  
23 requirements do that.

24 MEMBER RYAN: One thing, David, I hope  
25 you'll agree is that 19 -- I don't know whether it was

**NEAL R. GROSS**

COURT REPORTERS AND TRANSCRIBERS  
1323 RHODE ISLAND AVE., N.W.  
WASHINGTON, D.C. 20005-3701

1 first written in '61, in the '70s -- the best  
2 calculator you could was a card Wang calculator that  
3 would do a really simple calculation in about a day.

4 MR. ESH: Yes.

5 MEMBER RYAN: And now we confuse ourselves  
6 silly with a desktop portable computer and do  
7 differential equations until the cows come home.

8 So the ability to calculate is so powerful  
9 that I think we need -- my own view is this is --  
10 performance assessment is a victim of "Well, let's  
11 just calculate everything without really thinking it  
12 doesn't make any sense."

13 I mean, so we can calculate impacts to any  
14 species in between the waste and the cosmos. Because  
15 we know where they are, we can run a differential  
16 equation to do it. And I think sometimes we need to  
17 think about what makes sense --

18 MR. ESH: Yes.

19 MEMBER RYAN: -- to do. I mean, where are  
20 the limits of this? I think Dr. Armijo is trying to  
21 address in his mind a very important point about where  
22 are the limits of where these calculations make sense  
23 or can we defend it? And it gets into the  
24 uncertainty.

25 It's not uncertainty analysis of the

**NEAL R. GROSS**

COURT REPORTERS AND TRANSCRIBERS  
1323 RHODE ISLAND AVE., N.W.  
WASHINGTON, D.C. 20005-3701

1 parametric uncertainty.

2 MR. ESH: Yes. I understand that, yes.

3 MEMBER RYAN: It's the uncertainty and  
4 what do we know or don't we know. So I think that's  
5 part of what you're hearing a little bit from the  
6 Committee. And during the Subcommittee meetings, we  
7 have touched on this.

8 So, with that, I don't think we have any  
9 other questions. I'll go around once more. Anybody  
10 else have any questions or comments?

11 (No response.)

12 MEMBER RYAN: I do want to thank David and  
13 Andrew and Debbie for not only supporting this meeting  
14 but for the two very detailed and very productive  
15 Subcommittee meetings that we had with other  
16 participants.

17 I want to thank the other staff from the  
18 Low-Level Waste Branch that are here in the audience  
19 who are, as I said many times, probably the most  
20 talented group of folks in performance assessment I  
21 have seen put together in one group. And I appreciate  
22 your time. And so I thank you all for coming and for  
23 being here and for your participation.

24 Are there any other comments from members  
25 of the public?

1 MEMBER POWERS: I would just echo your  
2 comment. The presentation at the Subcommittee meeting  
3 was a tour de force, very professional, well-done.

4 MEMBER RYAN: Thank you, Dr. Powers.

5 Is there anybody on the bridge line who  
6 wishes to make a comment?

7 (No response.)

8 MEMBER RYAN: So if the bridge line is not  
9 closed, we can close it now. With that, Mr. Chairman,  
10 I will turn the meeting back to you. Thank you.

11 CHAIRMAN ABDEL-KHALIK: Thank you.

12 Before we break for lunch, I would like to  
13 welcome our newest member. Gordon Skillman is now an  
14 official member of ACRS. And we welcome him.

15 MEMBER SKILLMAN: Thank you very much.

16 (Applause.)

17 CHAIRMAN ABDEL-KHALIK: Let me just give  
18 you a brief bio on Mr. Skillman. Mr. Skillman has  
19 over 45 years of commercial nuclear power experience.  
20 He has served on nuclear safety oversight boards and  
21 engineering councils for many years and has been  
22 directly involved in design consultation or oversight  
23 actions at many of the currently operating plants in  
24 the United States.

25 Mr. Skillman earned his reactor operator's

**NEAL R. GROSS**

COURT REPORTERS AND TRANSCRIBERS  
1323 RHODE ISLAND AVE., N.W.  
WASHINGTON, D.C. 20005-3701

1 license and senior reactor operator's license from the  
2 U.S. Atomic Energy Commission in 1967 and 1969 and  
3 served on the nuclear merchant ship NS Savannah as a  
4 reactor operator.

5 He later joined the Babcock and Wilcox  
6 Company, where he contributed as an engineer and  
7 manager for B&W's Nuclear Power Generation Division.

8 He was an immediate responder to the TMI  
9 2 accident and served for seven years on the  
10 stabilization and cleanup of TMI 2 from GPU Nuclear.  
11 Mr. Skillman subsequently served as Manager of  
12 Recovery Support Engineering and Manager of Defueling  
13 for TMI 2.

14 Following his employment with GPU, Mr.  
15 Skillman has provided consultation and oversight  
16 services to the nuclear industry. In his consulting  
17 capacity, he has been involved in a variety of  
18 activities, including the response to the Davis-Besse  
19 head event and design and construction of the national  
20 enrichment facility at Hobbs, New Mexico.

21 Mr. Skillman received his Bachelor of  
22 Science degree in marine engineering from the United  
23 States Merchant Marine Academy in 1966. And he is a  
24 registered Professional Engineer in Pennsylvania and  
25 Virginia.

**NEAL R. GROSS**

COURT REPORTERS AND TRANSCRIBERS  
1323 RHODE ISLAND AVE., N.W.  
WASHINGTON, D.C. 20005-3701

1 Welcome aboard.

2 MEMBER SKILLMAN: Thank you.

3 CHAIRMAN ABDEL-KHALIK: Okay. Thank you.

4 At this time, we will take a break for  
5 lunch. And we will reconvene at 1:15.

6 (Whereupon, a luncheon recess was taken  
7 at 12:13 p.m.)

8

9

10

11

12

13

14

15

16

17

18

19

20

21

22

23

24

25



1 A-F-T-E-R-N-O-O-N S-E-S-S-I-O-N

2 1:14 p.m.

3 CHAIRMAN ABDEL-KHALIK: We're back in  
4 session.

5 At this time, we will move to the next  
6 item on the agenda, Safety Evaluation Report  
7 Associated with Revision 19 of the AP1000 Design  
8 Control Document Amendment. And Mr. Ray will lead us  
9 through that discussion.

10 Harold?

11 MEMBER RAY: Thank you, Mr. Chairman.

12 As you just said, the agenda item is  
13 entitled Safety Evaluation Report Associated with  
14 Revision 19 but actually what exists is the final  
15 Safety Evaluation Report. It's dated August 5th and  
16 it includes Revision 19 to the AP1000 DCD Amendment.

17 The AP1000 Subcommittee met on August  
18 16th, ten days following the issuance of the Final  
19 Safety Evaluation Report for the entire amendment,  
20 including Revision 19 to review the changes that were  
21 made just by Revision 19 as we had, of course,  
22 reviewed through Revision 18 at the end of last year.

23 This review was facilitated by the staff  
24 providing us with an extract from the Final Safety  
25 Evaluation Report, which addressed just the Revision

**NEAL R. GROSS**

COURT REPORTERS AND TRANSCRIBERS  
1323 RHODE ISLAND AVE., N.W.  
WASHINGTON, D.C. 20005-3701

1 19 changes. I guess I'm not sure if the ACRS has  
2 previously reviewed changes to an application after  
3 issuance of the Final Safety Evaluation Report. But  
4 in any case, that's what we're doing now.

5 Most, but not all, of the changes in  
6 Revision 19, which had been submitted June 30th, 2011,  
7 are editorial or conforming for the issues previously  
8 identified by staff and which are now being closed  
9 out. An example of such an item is the inclusion of  
10 certain structural details in the enhanced shield  
11 building as Tier 2\*.

12 In regards to the enhanced shield building  
13 structural design, there was a change made at NRC  
14 staff request to combine extreme ambient thermal loads  
15 in safe shutdown earthquake loads. Associated with  
16 this change, the Subcommittee pursued at the August  
17 16th meeting the effect of solar radiation in  
18 potentially causing even higher loads. This is  
19 referred to as the solar gain effect.

20 To explain a reason for including the  
21 additional enhanced shield building structural detail  
22 as Tier 2\*, let me quote from the final draft rule,  
23 which explains the reason for most of these revisions  
24 to the DCD Revision 19.

25 "These revisions were to the DCD wording

1 about the design but were not actual design changes.  
2 The purpose was to ensure that sufficient information  
3 was continued in the DCD to provide a clear licensing  
4 basis for the future and to ensure that key details  
5 about structures, example materials, reinforcement  
6 details, were subject to increased regulatory control  
7 with Tier 2\*.

8 "Because there are no consensus standards  
9 applicable to the modules, the NRC concludes that some  
10 information about this unique design warrants Tier 2\*  
11 regulatory controls."

12 The most challenging area for the  
13 Subcommittee to resolve in the time since the FSER was  
14 issued August 5th involves the various aspects of the  
15 containment evaluation methodology. The most  
16 important of these is the calculated peak accident  
17 pressure. But this is not the only one.

18 As stated in the Draft Final Rule, the  
19 design changes within the scope of the amendment with  
20 respect to the containment vessel are the calculated  
21 accident pressure to correct a number of errors, one  
22 of which was identified in the ACRS letter dated  
23 December 13th, 2010, and the balance of which were  
24 identified by the Applicant and addressed in an update  
25 to the shield building design report dated June 15th,

**NEAL R. GROSS**

COURT REPORTERS AND TRANSCRIBERS  
1323 RHODE ISLAND AVE., N.W.  
WASHINGTON, D.C. 20005-3701

1 2011.

2 In response to a comment from a member of  
3 the public, the Subcommittee has also sought to  
4 determine if there is a nonconservative error in the  
5 containment evaluation methodology associated with the  
6 conduct of what is called the large scale test  
7 initially performed in support of the AP600 design.  
8 Such an error would be related to the effect of solar  
9 heating of the facility, which was located outdoors.

10 At the August 16th Subcommittee meeting,  
11 and in preparing for this full Committee meeting, I've  
12 had been greatly assisted by Bill Shack and Sanjoy  
13 Banerjee in their respective areas of expertise.  
14 We've been asked to issue a letter on Revision 19 at  
15 this full Committee meeting if at all possible.  
16 Therefore, in the interest of time, I will ask that  
17 Bill and Sanjoy lead with any questions they have in  
18 their areas.

19 Finally, I want to note that I believe a  
20 concern pursued by Sam Armijo regarding materials  
21 testing related to the rad coolant pump flywheel has  
22 fully resolved by the Applicant and is satisfactory.

23 Therefore, I would like to allocate most  
24 of the time, to the extent that I can, to achieving  
25 closure of matters related to the containment

**NEAL R. GROSS**

COURT REPORTERS AND TRANSCRIBERS  
1323 RHODE ISLAND AVE., N.W.  
WASHINGTON, D.C. 20005-3701

1 evaluation methodology as the first priority for our  
2 discussion. And with that, the agenda will -- we'll  
3 proceed to follow the agenda, which involves  
4 presentations by the Applicant. Over to your, Rolf.

5 MR. ZIESING: Okay. Thank you, Mr. Ray,  
6 Chairman. Appreciate the opportunity of being here  
7 today to address your questions.

8 In the interest of time, I think Mr. Ray  
9 summarized what I was going to summarize. So I don't  
10 want to repeat myself. We do have the slides. They  
11 are provided for your information and for the record.  
12 And we are prepared to focus on what we understand to  
13 be the primary topics of interest, namely the internal  
14 pressure and the questions on the structures.

15 We did have the structures folks lined up  
16 here first, but if you'd like to talk internal  
17 pressure, we'll get them.

18 MEMBER RAY: I put them first, too, Rolf,  
19 but I will say you do whatever you think is best.  
20 Both Bill and Sanjoy, I think, are prepared. So go  
21 ahead as you planned.

22 MR. ZIESING: Okay. We'll stick to that.

23 So I really don't intend to go through  
24 each of my slides in the interest of time. The  
25 details will be covered in following presentations.

**NEAL R. GROSS**

COURT REPORTERS AND TRANSCRIBERS  
1323 RHODE ISLAND AVE., N.W.  
WASHINGTON, D.C. 20005-3701

1 But I do have just an intro remark or two to make.

2 The DCD is today, for all practical  
3 purposes, the same DCD that was subject to your prior  
4 review only better. And I mean that seriously.

5 Since the time in which you completed your  
6 review to Revision 18 and our issuance of Rev 19 and  
7 the following issuance of the FSER, the Final Safety  
8 Evaluation, we've been through an exhaustive review by  
9 NRC following through on known confirmatory items.  
10 Many inspections and audits to run the confirmatory  
11 items to ground.

12 As a result of that thorough review, the  
13 design was validated. Certainly there were some  
14 analyses that changed and supporting information was  
15 updated. But the design was validated through that  
16 effort as documented with the issuance of the FSER.

17 And I said it is better. By that I mean  
18 that at a high level, the design remains the same.  
19 But I believe the document is improved in terms of  
20 clarification. It is important that the licensing  
21 basis, you know, be as clear as possible. And there  
22 were edits made as a result of the confirmatory  
23 reviews, the audits, inspections, and meetings that we  
24 had, many of those were public, to ensure there was no  
25 ambiguity around key licensing basis-type language.

**NEAL R. GROSS**

COURT REPORTERS AND TRANSCRIBERS  
1323 RHODE ISLAND AVE., N.W.  
WASHINGTON, D.C. 20005-3701

1           And it was significantly strengthened from  
2           a regulatory control standpoint with the  
3           identification and addition of Tier 2\* designation to  
4           existing information or, in some cases, some  
5           supplemental information such that future design  
6           changes, you know, are more tightly controlled with  
7           regard to the regulations that apply.

8           So it represents a design that has been  
9           the subject of years of review. And the regulatory  
10          basis, in my opinion, has been strengthened through  
11          the confirmation review process and the inclusion of  
12          Tier 2\*.

13          So with that -- those are my intro  
14          remarks. I do think it is important to preserve the  
15          balance of time to get through the technical issues  
16          and answer any questions you may have. So with that,  
17          I'll turn it over -- we do have the Structures folks  
18          lined up first. So we'll go ahead and address that  
19          topic first. Mike?

20                 MR. CORLETTI: Sure. Good afternoon. My  
21          name is Mike Corletti. I'm Director of Engineering at  
22          Westinghouse. With me we have Leo Tunon-Sanjur,  
23          Structural Manager, and Tod Baker, Engineer in  
24          Structurals area, who are going to be speaking today  
25          with regards to the structural analysis changes that

**NEAL R. GROSS**

COURT REPORTERS AND TRANSCRIBERS  
1323 RHODE ISLAND AVE., N.W.  
WASHINGTON, D.C. 20005-3701

1 are included in DCD 19, the differences between what  
2 was in DCD 18 and what was in DCD 19.

3 The two key topics we're going to speak to  
4 today is -- one is what we term the seismic and  
5 thermal load combination issue. And included in that  
6 are any responses to two questions that were raised in  
7 our Subcommittee meeting, at the Subcommittee meeting  
8 held three weeks ago, one associated with the welding  
9 requirements, which I think at that meeting, I think  
10 we answered the question -- read it into the record.

11 I think we have it our slide here,  
12 specifically where the welding requirements are  
13 captured in the certified design, in the DCD, or in  
14 other topical reports that are referenced in the DCD.

15 The other topic under seismic and thermal  
16 load combination we will speak to is the effect of  
17 solar gain. There was a presentation made by a member  
18 of the public last -- three weeks ago. We would like  
19 to explain the effects of solar gain on the structure  
20 and the importance of that. So -- and I think we have  
21 a slide on that to speak to that question.

22 The second topic is with regards to the  
23 PSC tank analysis that is presented in the DCD. And  
24 there it really is the -- what was included in DCD 18.  
25 And now what is now included describing that analysis

**NEAL R. GROSS**

COURT REPORTERS AND TRANSCRIBERS  
1323 RHODE ISLAND AVE., N.W.  
WASHINGTON, D.C. 20005-3701



1 in DCD 19. Those are the topics we'll speak to.

2 First of all, with regards to the load  
3 combination issue, the issue essentially is that for  
4 ambient thermal conditions, when we do -- when  
5 Westinghouse had performed the design in accordance  
6 with ACI 349, we did not explicitly combine the loads  
7 from ambient thermal with a seismic event. And that  
8 is in line with, I think, a practice that has been  
9 done by Westinghouse in the past and in other AEs that  
10 have done nuclear structures design.

11 However, I think the staff basically had  
12 asked us to quantify that effect -- really quantify  
13 that engineering judgment. And Westinghouse has  
14 performed a series of calculations that shows that  
15 effect. And have included the results of those  
16 calculations in the DCD Rev 19.

17 So next slide. Again, to validate the  
18 existing shield building design, we updated those  
19 calculations for not only the shield building but we  
20 also included an update for all of the Nuclear Island  
21 structures. As I said, this has been our past  
22 practice for the ambient thermal that we did not  
23 explicitly combine that. We really cited provisions  
24 in the ACI Code that allowed that. However, we have  
25 updated the calculations to explicitly include that

**NEAL R. GROSS**

COURT REPORTERS AND TRANSCRIBERS  
1323 RHODE ISLAND AVE., N.W.  
WASHINGTON, D.C. 20005-3701

1 now.

2 The revised calculations really  
3 demonstrate that there is not change in the structural  
4 design. The amount of reinforcement, it has not  
5 changed. And really, the effect with respect to the  
6 margins is fairly small.

7 The DCD text changes were included in Rev  
8 19 to really clarify the licensing basis. In the DCD,  
9 we include details of load combinations for the  
10 structures, including the critical sections. And the  
11 staff, as part of the review under Part 52, does a  
12 review of the critical sections.

13 And those methods that are applied for  
14 those critical sections, then will be applied by  
15 Westinghouse in the design of the entire structure.  
16 So this really sets the licensing basis for the  
17 calculations that will be done, the detailed  
18 calculations that will be done for the Nuclear Island  
19 structures.

20 MEMBER SHACK: Now when I looked at those  
21 calculations, those were done basically with a kind of  
22 effective -- those were done with the ANSIS model, not  
23 the detailed one where you explicitly included the tie  
24 rods and all the stuff and sort of following a  
25 standard global.

**NEAL R. GROSS**

COURT REPORTERS AND TRANSCRIBERS  
1323 RHODE ISLAND AVE., N.W.  
WASHINGTON, D.C. 20005-3701

1           But back in the earlier part of the shield  
2 building report, there was a discussion of thermal  
3 gradients within the composite. And there, there was  
4 sort of a statement that it was modeled -- I think it  
5 was not the seismic plus thermal but was thermal only  
6 was modeled on a detailed basis.

7           I could find a quoting of the result,  
8 which was that there was a 700 psi stress. And it  
9 introduced a small amount of cracking, which is  
10 addressed in the ACI by reducing to -- but I didn't  
11 see those calculations explicitly in the shield  
12 building report.

13           Are there in there somewhere? And then I  
14 just missed them? For the localized thermal gradient  
15 and the detailed result where you had the tie rods,  
16 the steel --

17           PARTICIPANT: We can look.

18           MR. CORLETTI: But the results are  
19 included in the shield building. I believe in our  
20 seismic -- I don't believe -- in our seismic plus  
21 thermal load combination calculations, they were  
22 detailed in the last appendix.

23           So if you recall the previous version of  
24 the shield building report, that load combination was  
25 not included in the body of the report. We had

**NEAL R. GROSS**

COURT REPORTERS AND TRANSCRIBERS  
1323 RHODE ISLAND AVE., N.W.  
WASHINGTON, D.C. 20005-3701

1 largely left the body of the report untouched. And  
2 included in that last appendix the detailing of our  
3 seismic plus thermal calculations.

4 MR. TUNON-SANJUR: But his question is  
5 more for the localized thermal.

6 MR. CORLETTI: Oh, okay. Localized  
7 thermal.

8 MEMBER SHACK: Yes, no, I certainly -- the  
9 seismic plus thermal --

10 MR. TUNON-SANJUR: It exaggerated the  
11 thermal gradient. So it is in the appendices, Chapter  
12 3.

13 MEMBER SHACK: Okay. The result is in  
14 Chapter 3. But I couldn't find any detail of the  
15 analysis anywhere.

16 MR. TUNON-SANJUR: The description of the  
17 analysis, there were calculations made.

18 MEMBER SHACK: So it was done with an  
19 ANSIS modeling?

20 MR. TUNON-SANJUR: Yes. It was done with  
21 actually an ABACUS model --

22 MEMBER SHACK: ABACUS, okay.

23 MR. TUNON-SANJUR: -- which captures the  
24 leading aspect of the thermal. So the thermal  
25 gradients were exaggerated. And so we came up with a

**NEAL R. GROSS**

COURT REPORTERS AND TRANSCRIBERS  
1323 RHODE ISLAND AVE., N.W.  
WASHINGTON, D.C. 20005-3701

1 very steep thermal gradient, especially close to the  
2 studs and the plate. And then ABACUS showed the  
3 results to be about 700 psi.

4 MEMBER SHACK: Okay.

5 MR. CORLETTI: Yes, I think a lot of time  
6 we present the results and I think the staff has done  
7 audits of the calculations where maybe they would  
8 review those audits. So I think the body of the calc  
9 is not included in the report. Okay?

10 MEMBER SHACK: Yes, okay.

11 MR. CORLETTI: Okay. On this next slide,  
12 there was a question at the Subcommittee with regards  
13 to what are the shield building weld requirements.  
14 And is it adequately captured in the licensing basis.

15 And the purpose of this slide really is to  
16 -- I think we read this into the record at the last  
17 meeting but really it is to identify that the weld  
18 detailing requirements for the SHIELD BUILDING REPORT  
19 structures do follow the AISC N690 code. And it is  
20 specified in two documents.

21 And we mentioned that there was a  
22 proprietary document that's referenced in the DCD,  
23 APP-GW-GLR-602, which includes some of the details of  
24 the shield building that the staff had believed was  
25 the most important, that Westinghouse could not change

**NEAL R. GROSS**

COURT REPORTERS AND TRANSCRIBERS  
1323 RHODE ISLAND AVE., N.W.  
WASHINGTON, D.C. 20005-3701

1 without coming back to the staff, that becomes  
2 certified as part of the design. And so some of those  
3 requirements are included in that document as well as  
4 other portions of DCD Rev 19.

5 This slide really outlines in design in  
6 the steel-to-steel and steel-to-concrete we'll follow  
7 AISC N690 or the ACI 349 codes as appropriate. And  
8 this really outlines some of the requirements that are  
9 included in those two documents.

10 MEMBER SHACK: Okay. One requirement that  
11 you did miss here is for the tie bar welds to the  
12 plate, which again is a nonstandard kind of weld. And  
13 you've addressed that by a performance requirement,  
14 which seems to me adequate.

15 I did have a question -- and I don't know  
16 whether this gets into proprietary information or not  
17 -- you use mechanical couplers in some cases. And it  
18 says those mechanical couplers -- and, again, those  
19 mechanical couplers have a performance requirement,  
20 which seems appropriate -- but it says they've been  
21 used elsewhere. And I was just wondering where the  
22 experience is in their use.

23 MR. TUNON-SANJUR: The mechanical couplers  
24 are used sometimes for tying the rebars together.

25 MEMBER SHACK: Even in a standard

**NEAL R. GROSS**

COURT REPORTERS AND TRANSCRIBERS  
1323 RHODE ISLAND AVE., N.W.  
WASHINGTON, D.C. 20005-3701

1 reinforced concrete structure.

2 MR. TUNON-SANJUR: Right. Even in  
3 standard reinforced concrete.

4 MEMBER SHACK: Okay. So it's just a --

5 MR. TUNON-SANJUR: Yes.

6 MEMBER SHACK: -- it just adapted from the  
7 conventional reinforced concrete structure?

8 MR. TUNON-SANJUR: That's correct.

9 MEMBER SHACK: Okay.

10 MR. CORLETTI: Next slide. So this next  
11 slide is really to address -- to give the ACRS members  
12 a feeling on the magnitude of the effects of solar  
13 gain, solar beating on thermal loading. And  
14 calculations -- Westinghouse has actually -- we spoke  
15 to it last week -- or three weeks ago that this load  
16 is typically not considered explicitly. And it's a  
17 very small effect. I think the ACRS said please show  
18 me. And so we've come back to try to show you that.

19 First of all, the ACI code equations in  
20 load combinations really build in margins. And so  
21 with respect to the thermal cases, where we look at  
22 thermal dead and live load, a factor of 20 percent is  
23 increased to the thermal load to address maybe  
24 uncertainties associated with small effects.

25 For the case of seismic and thermal when

**NEAL R. GROSS**

COURT REPORTERS AND TRANSCRIBERS  
1323 RHODE ISLAND AVE., N.W.  
WASHINGTON, D.C. 20005-3701

1 it is combined, the seismic load is on the order of 80  
2 percent of the overall load due to seismic. And the  
3 thermal would be in the order of 20 percent.

4 And for that case, we looked at very  
5 extreme delta Ts as in our standard plan. The range  
6 of temperatures that we -- the ambient temperatures  
7 that we design to range from minus 40 to 115 -- minus  
8 40 in the winter and 115 in the summer. And that  
9 design is the design that we applied to the plant at  
10 Vogtle and the plant in Georgia and the plant in South  
11 Carolina.

12 And we'd look at both the winter condition  
13 and the summer condition. And you will see here --  
14 this slide is showing that the winter -- the delta T  
15 across the structure, across the wall, for the winter  
16 condition is the most limiting. And it is 110 degrees  
17 across the structure, 70 degrees on the inside of the  
18 shield building and minus 40 degrees on the outside.

19 For the summer case, we look at the delta  
20 T as 45 degrees out and 70 degrees inside and 115  
21 outside. And so you see our limiting case is the  
22 winter condition.

23 When we looked at the effects of solar  
24 gain -- and we can go into how we came up that -- we  
25 followed the ASHRAE standards that really provide the

**NEAL R. GROSS**

COURT REPORTERS AND TRANSCRIBERS  
1323 RHODE ISLAND AVE., N.W.  
WASHINGTON, D.C. 20005-3701



1 equations of how to predict the temperature effects of  
2 solar gain. For our shield building wall, those  
3 calculations show a surface temperature of 129 degrees  
4 for an ambient condition of 115.

5 So when you look at that, that would  
6 really increase. And that's looking at -- I believe  
7 115 day and night?

8 PARTICIPANT: That's correct.

9 MR. CORLETTI: So assuming day and night,  
10 which is a pretty bounding effect -- the delta T for  
11 that summer case would go from 45 to something like 59  
12 degrees. Still bounded though by the winter condition  
13 of 110 degrees.

14 So the effect of solar gain in the  
15 wintertime would really, in effect, lower that delta  
16 T -- lower the 110 degree delta T.

17 VICE CHAIRMAN ARMIJO: To get that 129, is  
18 that for a painted surface with high reflectivity? Or  
19 is it for --

20 MR. BAKER: A light colored surface.

21 VICE CHAIRMAN ARMIJO: Light colored  
22 surface. Okay. So you plan to paint this coating  
23 that's on it.

24 MR. BAKER: Right.

25 VICE CHAIRMAN ARMIJO: Okay.

**NEAL R. GROSS**

COURT REPORTERS AND TRANSCRIBERS  
1323 RHODE ISLAND AVE., N.W.  
WASHINGTON, D.C. 20005-3701

1 MR. CORLETTI: So really when we do these  
2 calculations, we really show that for the AP1000  
3 shield building, the design calculations that we've  
4 already done really bound any effect of solar gain  
5 that we could have envisioned.

6 We did also look at radiative cooling. So  
7 we have thought about that. And we have looked at  
8 that.

9 Tod, do you want to speak to that?

10 (No response.)

11 MR. CORLETTI: Okay. So with respect to  
12 the radiative cooling, in the wintertime, the surface  
13 temperature is on the order of -- on a minus 40 degree  
14 day -- jump in if I'm wrong -- it's something like  
15 minus 30 degrees.

16 So the effective emissivity due -- in that  
17 cold condition would be a couple of degrees. So it  
18 would be one or two degrees in the range of -- on the  
19 factor of --

20 MR. TUNON-SANJUR: It would be a small  
21 factor -- 22 for the cylindrical wall, the industry  
22 standards say that emissivity, that radiative cooling  
23 is negligible.

24 PARTICIPANT: For a vertical surface.

25 MR. TUNON-SANJUR: That's right.

**NEAL R. GROSS**

COURT REPORTERS AND TRANSCRIBERS  
1323 RHODE ISLAND AVE., N.W.  
WASHINGTON, D.C. 20005-3701

1 MR. CORLETTI: For the vertical surface,  
2 I'm sorry, thank you, Tod.

3 So basically the ACI standards, it would  
4 say you take no panel before for emissivity. So the  
5 limiting delta Ts is still the 110 F that you did the  
6 calculations for.

7 (Chorus of agreement.)

8 MR. CORLETTI: We did perform additional  
9 calculations just to see what was the impact on the  
10 stresses for the summer case, for the limiting summer  
11 case with that 129. And it was -- it's on the order  
12 of a couple percent increase in the stresses due to  
13 the effect of solar gain on the summer case, which  
14 again was the non-limiting case.

15 The next issue that -- and the final issue  
16 in the structural area was on the issue of the PCS  
17 tank. And I think this, to explain, what the issue  
18 here was is that the analysis that was described in  
19 DCD 18 did not reflect a commitment that Westinghouse  
20 had made to the staff to address an issue as part of  
21 the shield building report.

22 The shield building report has identified  
23 how the design -- the hydrodynamic loads to the PSC  
24 tanks should be accounted for in a certain way. And  
25 that did not get reflected in the DCD. And we've

**NEAL R. GROSS**

COURT REPORTERS AND TRANSCRIBERS  
1323 RHODE ISLAND AVE., N.W.  
WASHINGTON, D.C. 20005-3701

1 subsequently updated the analysis and provided those  
2 results in DCD 19. I'll give you a little bit more  
3 explanation.

4 Just to digress a bit, in the hard rock  
5 certification that was included in DCD 15,  
6 Westinghouse performed equivalent static analysis,  
7 applying maximum acceleration for time history  
8 analysis for the structure, including the PSC tank.  
9 And that was what was certified.

10 Next slide please. When we went to the  
11 extension to soft soil, we did change our analysis  
12 method to use a response spectrum analysis using what  
13 we call the NI05 global model. In that and in the  
14 DCD, we identified that we would use the NI05 model to  
15 design the structure, including the PCS tank.

16 However, in portions of the roof, that was  
17 a more complicated structure that maybe was not  
18 adequately represented in that global NI05 model, we  
19 did retain an equivalent static methodology with a  
20 more detailed model. And we applied those results  
21 from that equivalent static method for the air inlet  
22 ad tension ring region. And that was what we had  
23 described in the DCD Rev 16 through 18.

24 Next slide. In the review of the shield  
25 building, I think the staff really asked us to perform

**NEAL R. GROSS**

COURT REPORTERS AND TRANSCRIBERS  
1323 RHODE ISLAND AVE., N.W.  
WASHINGTON, D.C. 20005-3701

1 the design of the PCS tank using that more detailed  
2 equivalent static model not only for the air inlet and  
3 tension ring but also to apply it to the PCS tank.

4 And we self identified after we submitted  
5 Rev 18 that we had not included those results from  
6 that equivalent static method that we applied for the  
7 air inlet and tension ring to the PCS tank. So what  
8 we did is we subsequently updated the analysis results  
9 in DCD 19 to use -- to reflect the more detailed  
10 method of the equivalent static method not only to the  
11 air inlet and tension ring but also to the PCS tank.

12  
13 So essentially DCD 19 is really the same  
14 methodology as was done in the certified hard rock  
15 site of DCD 15. And that is now all included and the  
16 job site is now better. This is one of the areas  
17 where that licensing basis has clearly then identified  
18 in the DCD.

19 MEMBER SHACK: But that required no  
20 changes in the actual design itself?

21 MR. CORLETTI: That resulted in no changes  
22 to the reinforcement or to the structure or to the  
23 design. We did do updated calculations using that  
24 method. But as far as results or as far as the  
25 physical structure, it did not change.

**NEAL R. GROSS**

COURT REPORTERS AND TRANSCRIBERS  
1323 RHODE ISLAND AVE., N.W.  
WASHINGTON, D.C. 20005-3701

1                   That ends the structural portion of the  
2 presentation unless there's questions from the  
3 members.

4                   MEMBER RAY: If nothing else, we can come  
5 back. Your guys aren't going to run to the airport  
6 are they?

7                   MR. ZIESING: Nope, we'll be here.

8                   MEMBER RAY: We'd better move on to the  
9 containment.

10                  CHAIRMAN ABDEL-KHALIK: On Slide Number 6,  
11 you made the argument that when you include solar  
12 radiation, the outside surface temperature increases  
13 to 129 degrees so the delta T in the summer increases  
14 but is still sort of limited by the -- or smaller than  
15 the 110 degrees.

16                  Does the sign of the gradient matter at  
17 all? Whether it's a positive gradient or a negative  
18 gradient in the radial direction?

19                  MR. TUNON-SANJUR: Yes, we designed the  
20 structure as a symmetric structure both the  
21 reinforcements, whether the stresses are on the  
22 outside or the inside. The signs do matter in that  
23 there will be -- in the summer condition there will be  
24 more tension in the outer plates versus the cold  
25 condition in the winter.

**NEAL R. GROSS**

COURT REPORTERS AND TRANSCRIBERS  
1323 RHODE ISLAND AVE., N.W.  
WASHINGTON, D.C. 20005-3701

1           Those are more of a localized stresses.  
2           The delta T was emphasized by Mike Corletti because  
3           the overall wall, the delta T dictates the bending of  
4           that wall.

5           In the localized area, those things do  
6           matter. However the study that we did for the thermal  
7           cycling, we actually have a much higher gradient than  
8           this 59 degrees of solar gain there. So answer to  
9           your question, yes, it does matter. That localized  
10          stress area had already been analyzed and accounted  
11          for for a different reason than thermal cycling using  
12          just --

13           MEMBER SHACK: But I think he was asking  
14          even in the overall structural response, which is what  
15          you're really doing in this particular case, you know,  
16          does the fact that you've got the delta Ts going  
17          different ways make a difference.

18           MR. BAKER: And we looked at both cases.  
19          And the envelope considers both cases.

20           MEMBER SHACK: Yes, I mean the statement  
21          was even though you -- with the 129, it was still  
22          smaller. You actually did the calculations. And the  
23          winter delta is still the limiting one. So they did  
24          -- they actually did the calculations.

25           CHAIRMAN ABDEL-KHALIK: Okay, so it's not

**NEAL R. GROSS**

COURT REPORTERS AND TRANSCRIBERS  
1323 RHODE ISLAND AVE., N.W.  
WASHINGTON, D.C. 20005-3701

1 just a simple argument that the delta T is small then  
2 the case for the winter. And therefore, it should be  
3 okay.

4 MEMBER SHACK: The smaller delta was where  
5 we were, I think, at the Subcommittee meeting. This  
6 now essentially so it verifies what you sort of  
7 expected with the rather are difference in the delta  
8 T, it's okay.

9 MEMBER BLEY: But just to follow that up  
10 because I'm curious, the bending is going to reverse  
11 directions when you change that. And the points were  
12 that while it connects top and bottom, it must behave  
13 very differently whether you're bending this way or  
14 that way. So is there something of an additive effect  
15 in summer or winter? And the opposite in -- one of  
16 those must be worse.

17 So you've done the calculations. So which  
18 one of those is worse and kind of why just to inform  
19 me.

20 MR. TUNON-SANJUR: The winter condition,  
21 it's -- we designed both sides of the plate  
22 symmetrically. And so we take the worst thermal, in  
23 this case in the inner portion, the winter condition  
24 would be worse, add it to SSC --

25 MEMBER BLEY: I didn't ask it right. If

**NEAL R. GROSS**

COURT REPORTERS AND TRANSCRIBERS  
1323 RHODE ISLAND AVE., N.W.  
WASHINGTON, D.C. 20005-3701



1 you had the same delta T --

2 MR. TUNON-SANJUR: Yes.

3 MEMBER BLEY: -- summer and winter because  
4 the bending is reversed, which of those cases would be  
5 the most troublesome if one were in troublesome?

6 MR. TUNON-SANJUR: I would say summer  
7 would be for the solar gain.

8 MR. CORLETTI: No, I think he said at 110  
9 in winter versus 110 in summer, which is the worst  
10 case. In our thermal cycling study, I believe the  
11 reason we presented it in the thermal cycling case,  
12 that 110 degree delta, because we showed it as a  
13 winter case was the winter results were a little bit  
14 worse. Do you agree with that?

15 MR. TUNON-SANJUR: The seismic changes  
16 sides in both directions.

17 MEMBER BLEY: Okay.

18 MR. TUNON-SANJUR: So it really -- so for  
19 us, whether the inner plate or the outer plate is  
20 worse, it's interesting but we -- like I said, we take  
21 the worst condition of either one of those two plates  
22 and assign both plates the same.

23 MR. BAKER: But we have combinations that  
24 consider both sides of seismic and both sides of  
25 thermal.

**NEAL R. GROSS**

COURT REPORTERS AND TRANSCRIBERS  
1323 RHODE ISLAND AVE., N.W.  
WASHINGTON, D.C. 20005-3701

1 MR. CORLETTI: And we combine it. It's  
2 because they're looked at when we combine it with  
3 seismic.

4 MEMBER CORRADINI: Okay. Did you get your  
5 answer?

6 MEMBER BLEY: Not quite. I think I know  
7 what they're saying but I'm not sure.

8 So I think from what you just said that  
9 the problem area is the plate itself. So it doesn't  
10 matter whether it's bending one way or the other.

11 MR. TUNON-SANJUR: The winter conditions  
12 say the inner plate.

13 MEMBER BLEY: It's not the connection  
14 points.

15 MR. TUNON-SANJUR: Right. Both are  
16 designed symmetrically. In winter condition, the  
17 inner plate combined with SSC would be worse.  
18 However, we designed the outer plate just the same.

19 MEMBER BLEY: For the same loading.

20 MR. TUNON-SANJUR: And then for the same.  
21 And then in the summer condition, the outer plate  
22 would be worse. It would be the same. The signs  
23 would be reversed. And then we designed it. I would  
24 say the winter condition in general would be worse  
25 because you would have an additional effect of

**NEAL R. GROSS**

COURT REPORTERS AND TRANSCRIBERS  
1323 RHODE ISLAND AVE., N.W.  
WASHINGTON, D.C. 20005-3701

1 buckling of those plates instead of shrinking.

2 MEMBER BLEY: That's what I was trying to  
3 get to. Yes, okay. Thank you.

4 MEMBER SHACK: But it is a hypothetical  
5 anyway because the delta Ts --

6 MEMBER BLEY: Yes, I got it.

7 (Laughter.)

8 MR. ZIESING: Are we ready to move to the  
9 containment vessel pressure? Or are there more  
10 questions for these guys?

11 MEMBER RAY: I'd like to get on with  
12 containment evaluation.

13 MR. ZIESING: Okay. Thank you very much.  
14 And don't feel slighted.

15 MEMBER BANERJEE: So some part of this is  
16 open and some of it is closed? Or what?

17 MS. MCKENNA: This is Eileen McKenna from  
18 the staff. We're going to try to proceed with this  
19 session as open as possible. It is possible that to  
20 answer fully some of the questions, we may need to go  
21 to a closed session. And we'll climb that if it  
22 arises. And that's what we'll have to do because we  
23 want to make sure your questions do get answered.

24 MEMBER RAY: Eileen, so that we don't go  
25 back and forth, I guess we will have to save those

**NEAL R. GROSS**

COURT REPORTERS AND TRANSCRIBERS  
1323 RHODE ISLAND AVE., N.W.  
WASHINGTON, D.C. 20005-3701

1 things to make sure we've got them all if we implement  
2 a proprietary session.

3 MS. MCKENNA: Right.

4 MEMBER RAY: Okay.

5 MR. ZIESING: Let's go guys. It's like a  
6 hockey game. Fresh lightning here now.

7 PARTICIPANT: Just don't fly them in on a  
8 Yak-42.

9 MR. ZIESING: Okay. So we're going to  
10 lead discussion on the questions related to the  
11 containment pressure analysis. We have Tom Kindred,  
12 Rick Ofstun, Brad Carpenter up here. And I think Kent  
13 Bonadea is over in the wings if we need him.

14 And I think, Rick, you're going to lead  
15 discussion here?

16 MR. OFSTUN: Yes.

17 MR. ZIESING: Okay. I'll drive.

18 MR. OFSTUN: Okay. Good afternoon. I  
19 guess you already introduced us all.

20 This is essentially the same presentation  
21 that was made three weeks ago. However, we tried to  
22 address some of the questions and concerns that came  
23 up during that meeting.

24 First just a brief history of where we are  
25 with the containment pressure analysis or how we got

**NEAL R. GROSS**

COURT REPORTERS AND TRANSCRIBERS  
1323 RHODE ISLAND AVE., N.W.  
WASHINGTON, D.C. 20005-3701

1 to where we are. Back in DCD Revision 18, we had a  
2 peak pressure of 57.8 psi gauge. ACRS member  
3 questioned the scaling of our time to establish steady  
4 state water coverage.

5 We found that that needed to be corrected.  
6 And made that more conservative. And as a result,  
7 that increased our calculated peak containment  
8 pressure to 58.1 psi gauge.

9 That happened around the February-March  
10 time frame this year. At that same time, we  
11 discovered or we became aware of several generic  
12 issues that are related to the containment analyses  
13 and the calculation of the LOCA mass and energy  
14 release inputs.

15 And so we were requested to make some  
16 additional input changes to our LOCA mass and energy  
17 release model and containment model inputs to address  
18 those issues. And those changes --

19 MEMBER BANERJEE: How did those issues  
20 come to light? Did the staff do an audit? Or --

21 MR. OFSTUN: No, internal -- Westinghouse  
22 internally, we just discovered we had not selected as  
23 conservative inputs as we could have. And so --

24 MEMBER BANERJEE: For the mass and energy  
25 release?

**NEAL R. GROSS**

COURT REPORTERS AND TRANSCRIBERS  
1323 RHODE ISLAND AVE., N.W.  
WASHINGTON, D.C. 20005-3701

1 MR. OFSTUN: For the mass and energy  
2 release calculations.

3 MEMBER BANERJEE: And what was missing  
4 there? Just remind me. Was it some structures  
5 inside?

6 MR. OFSTUN: Yes, there were some -- I  
7 have a list here. Steam generator secondary pressure  
8 -- we used the pressure in the steam line rather than  
9 in the tube region of the steam generator. We hadn't  
10 realized that we were doing that.

11 The steam generator pressure in the tube  
12 region is about 30 psi higher. And as a result, the  
13 initial stored energy in the steam generator is  
14 higher.

15 MEMBER BANERJEE: I'm really interested to  
16 understand what was the process that you went through  
17 to find this. Did it just happen by accident? Or did  
18 it happen --

19 MEMBER SHACK: Did you do an internal  
20 audit? I think that's what --

21 MEMBER BANERJEE: Yes, was it an audit?  
22 Or when this issue arose, did you --

23 MR. ZIESING: I think there's -- I'll try  
24 to address this at first. There's no single reason  
25 for the variety of input changes. As part of design

**NEAL R. GROSS**

COURT REPORTERS AND TRANSCRIBERS  
1323 RHODE ISLAND AVE., N.W.  
WASHINGTON, D.C. 20005-3701

1 finalization, auditing, you know, just the different  
2 looks that occur.

3 There's various reasons that identified  
4 the minor discrepancies. And as part of our  
5 corrective action program, they are captured in our  
6 correction action program.

7 And any time any one of those is  
8 identified, the impact is evaluated and actions are  
9 identified. And up to that point in time, each of the  
10 discreet issues had been evaluated to be minor and  
11 were basically queued up to be put into a correction  
12 at some later date, okay?

13 MEMBER BANERJEE: So they had accumulated  
14 over a period of time?

15 MR. ZIESING: So some of them had  
16 accumulated over time and they were in our corrective  
17 action system. We knew about them. Maybe there was  
18 not situational awareness, you know, of them until  
19 this issue with the steady state film coverage came to  
20 bear and we started looking at updating the  
21 calculation.

22 And that caused people to -- as part of  
23 updating those calculations, you look in your  
24 corrective action program. And there's also just, you  
25 know, knowledge that people have to say hey, there's

**NEAL R. GROSS**

COURT REPORTERS AND TRANSCRIBERS  
1323 RHODE ISLAND AVE., N.W.  
WASHINGTON, D.C. 20005-3701

1 these other factors out there. What do we do?

2 And so internally, they sought guidance  
3 from Licensing. And we had some consultation with the  
4 staff. And it was decided that the right thing to do  
5 is to go ahead and sweep all these things into this  
6 update.

7 MEMBER BANERJEE: But just -- the staff is  
8 not going to appear in front of us because they've  
9 finished their final SE of course. And we're  
10 reviewing this after the final SE.

11 So -- but just from -- to get some  
12 clarity, did the staff come and do an audit or  
13 something of this mass and energy release at about  
14 this time? Or what happened?

15 MR. ZIESING: No, we self identified the  
16 issue. These were generic issues so they effected all  
17 Westinghouse plants. And we informed the staff. And  
18 I can't -- do you remember? Was that February or  
19 March time frame?

20 And of the -- there were a number -- there  
21 five to six issues that were generic that were  
22 discovered. And of those, two impacted the AP1000  
23 design.

24 MEMBER BANERJEE: And you discovered them  
25 yourself?



1 MR. ZIESING: I didn't discover them but  
2 other people within Westinghouse did, yes. And as a  
3 result, obviously then we asked ourselves, you know,  
4 is there anything else. What's the extent of  
5 condition? And we did our own independent assessment  
6 of extent of condition.

7 Customers formed a team as part of the  
8 design center working group, came in and took a look  
9 at, you know, our CAPS program, make sure we didn't  
10 miss anything. And then there was also an AIA  
11 inspection that the staff conducted that the scope of  
12 that inspection was expanded to include a review of  
13 our corrective action program.

14 And so, you know, it was looked at to some  
15 degree in that context as well. So if you're asking  
16 because, you know, is there anything else out there  
17 and are we going to change it again -- I think we  
18 shook the tree pretty hard --

19 MEMBER BANERJEE: Okay.

20 MR. ZIESING: -- to make sure that we  
21 captured everything that we needed to at this point in  
22 time.

23 MEMBER BANERJEE: That was part of the  
24 question obviously.

25 CHAIRMAN ABDEL-KHALIK: But from a generic

**NEAL R. GROSS**

COURT REPORTERS AND TRANSCRIBERS  
1323 RHODE ISLAND AVE., N.W.  
WASHINGTON, D.C. 20005-3701

1 standpoint, do you have any way of checking for latent  
2 errors? Not just related to this particular  
3 calculation.

4 MR. ZIESING: Could you elaborate on your  
5 question a little bit?

6 CHAIRMAN ABDEL-KHALIK: Well, there may be  
7 some other areas for some other calculations. Is  
8 there a QA program where you periodically do --

9 MR. ZIESING: Yes.

10 CHAIRMAN ABDEL-KHALIK: -- sampling checks  
11 to make sure you don't have any latent errors in your  
12 documentation?

13 MR. ZIESING: The answer is yes. We do  
14 have a program that looks at that. Our corrective  
15 action program is a very comprehensive program where  
16 we set a very low threshold for identification of  
17 issues that first should be identified and put into  
18 CAPS -- into our corrective action program.

19 Each item goes through a weekly screening  
20 review of a cross section of the business experts so  
21 we can levelize the issues. And periodically there's  
22 trending done to understand, you know, are there a  
23 series of small order issues that are looking like a  
24 trend that we have to, you know, take a harder look at  
25 to understand. So --

**NEAL R. GROSS**

COURT REPORTERS AND TRANSCRIBERS  
1323 RHODE ISLAND AVE., N.W.  
WASHINGTON, D.C. 20005-3701

1                   MEMBER RAY: Rolf, I think the issue here,  
2                   you referred to it as situational awareness -- was  
3                   there some lesson learned from the fact that these  
4                   things were known but had not yet been incorporated  
5                   that based on that lesson learned, you feel that that  
6                   situation doesn't exist or won't exist in the future  
7                   in which there are recognized problems but they are  
8                   accumulating before you issue a revision?

9                   I mean this is a common thing to have  
10                  happen, a backlog of corrective actions. But that I  
11                  think is what we're asking about here. Not so much  
12                  that there's an error that you haven't discovered but  
13                  there's not timely action taken in the event that --

14                 MR. ZIESING: I feel confident that our  
15                 system is sound and protects us against that type of  
16                 thing.

17                 Some of the nuances with this particular  
18                 issue, you know, we're -- there were some judgment  
19                 calls made in terms of, you know, what is the  
20                 significance of this. And it was, you know, we wanted  
21                 to be transparent and, in fact, I'll say initially  
22                 there wasn't alignment within the staff on the need to  
23                 deal with this, okay?

24                 And we probably, you know, lost a couple  
25                 of months in terms of being able to jump on this and

**NEAL R. GROSS**

COURT REPORTERS AND TRANSCRIBERS  
1323 RHODE ISLAND AVE., N.W.  
WASHINGTON, D.C. 20005-3701

1 put it to bed because initially we thought that these  
2 small errors didn't need to be included at this time  
3 because they were not considered to be significant.

4 But because -- then it was realized it is  
5 related to a tech spec and there was some legal  
6 involvement that, you know, it's really important as  
7 we certify the rule, if we have any known knowledge of  
8 a tech spec being in error, that we didn't want to  
9 have any uncertainty associated with that.

10 And so, you know, we went ahead and made  
11 the correction. But technically it was viewed as  
12 insignificant. But it was a matter of principle, you  
13 know, and setting the right standard for the tech  
14 specs. It was something we decided we were going to  
15 correct.

16 And we don't think we have -- I'm not  
17 aware. We've looked, okay, broader. I'm not aware of  
18 any similar situation. And if we did encounter  
19 something like that, then we'd have to identify it and  
20 do the right thing.

21 MEMBER BANERJEE: Sure. It has sort of  
22 strong legal implications once you go into rulemaking,  
23 right?

24 MR. OFSTUN: We didn't want an question  
25 regarding the tech spec requirement for the pressure

**NEAL R. GROSS**

COURT REPORTERS AND TRANSCRIBERS  
1323 RHODE ISLAND AVE., N.W.  
WASHINGTON, D.C. 20005-3701

1 test, you know, to come up and cause a wrinkle in the  
2 rulemaking process.

3 MEMBER BANERJEE: Okay. Let's go on.  
4 Sorry. At least you've clarified that.

5 MR. OFSTUN: Thank you.

6 So after making all those changes to the  
7 model, our final result here is that our peak pressure  
8 for DCD Rev 19, that's reported in DCD Rev 19, is 58.3  
9 psi gauge.

10 The approved modeling methodology that is  
11 applied in the LOCA mass energy release and  
12 containment response evaluation models is  
13 conservative. I think we had a question the last time  
14 on whether we're using a best estimate method or a  
15 conservative method. It is a conservative method.

16 We try to select conservative input values  
17 to bias the initial stored mass and stored energy in  
18 the system for the mass energy release. And we try to  
19 bias the mass energy release so that we dump the  
20 energy out as quickly as possible.

21 We also try to select conservative input  
22 values to bias the containment pressure calculation in  
23 an upward direction. And those conservative input  
24 values would be things like that would reduce the  
25 condensation rate on the inside or the heat transfer

**NEAL R. GROSS**

COURT REPORTERS AND TRANSCRIBERS  
1323 RHODE ISLAND AVE., N.W.  
WASHINGTON, D.C. 20005-3701

1 rate to the outside.

2 MEMBER BANERJEE: But as far as I know,  
3 you are using correlations which you multiply by some  
4 number.

5 MR. OFSTUN: Yes.

6 MEMBER BANERJEE: But the number seems to  
7 me to be just one standard deviation lower than your  
8 best estimate.

9 MR. OFSTUN: Yes, that is what it is.

10 MEMBER BANERJEE: Yes, so it is not  
11 particularly conservative.

12 MR. OFSTUN: It's more conservative than  
13 nominal, yes.

14 MEMBER BANERJEE: Yes. But --

15 MEMBER CORRADINI: There's no methodology  
16 for containment analysis the way there is for peak  
17 clad temperature if that's where you're going.

18 MEMBER BANERJEE: Yes.

19 MR. OFSTUN: Right.

20 MEMBER BANERJEE: So it's not an  
21 evaluation model in the usual sense of what we do for  
22 peak clad temperature? Okay. So it is a little  
23 conservative, not completely.

24 MR. OFSTUN: Okay.

25 MEMBER RAY: There's no claim that it is

**NEAL R. GROSS**

COURT REPORTERS AND TRANSCRIBERS  
1323 RHODE ISLAND AVE., N.W.  
WASHINGTON, D.C. 20005-3701

1 bounding in other words.

2 MR. OFSTUN: No, it's not bounding.

3 MEMBER BANERJEE: It's not two or three  
4 derivations.

5 MR. OFSTUN: No, it's only one standard  
6 deviation on those multipliers, yes.

7 So in addition to the changes to the mass  
8 energy release model inputs, we made changes to the  
9 containment model inputs. And those changes were  
10 either corrections to make the calculation more  
11 conservative or they were to reflect updated plant  
12 design information.

13 After making those changes, we found that  
14 our containment peak pressure was too high. And in  
15 order to maintain it within the design basis, we had  
16 to take credit for existing heat sinks that are in the  
17 plant and in the model but not turned on normally.  
18 And I guess our other goal is to try to maintain about  
19 the same amount of margin that's reported in the DCD  
20 Rev 18 in this new model.

21 MEMBER BANERJEE: Could you just elaborate  
22 a little bit on this? If I understand it, since you  
23 are trying to shave this peak pressure, you need heat  
24 sinks which have a fairly rapid response. So things  
25 like the grating clearly do because they're there. So

**NEAL R. GROSS**

COURT REPORTERS AND TRANSCRIBERS  
1323 RHODE ISLAND AVE., N.W.  
WASHINGTON, D.C. 20005-3701

1 they are short term, so responding -- quick-responding  
2 heat sinks -- long-term responding heat sinks.

3 Did you use most of the short-term  
4 responding heat sinks that you could?

5 MR. OFSTUN: No.

6 MEMBER BANERJEE: Okay. So what other  
7 short-term responding heat sinks are there other than  
8 these gratings?

9 MR. OFSTUN: We used grating that we knew  
10 were --

11 MEMBER BANERJEE: Rapidly responding.

12 MR. OFSTUN: -- well, that we knew that we  
13 had data for that we were confident was not going to  
14 be changed.

15 MEMBER BANERJEE: Okay.

16 MR. OFSTUN: So we selected the gratings  
17 that were in the CMT compartment, for example.  
18 There's a big --

19 MEMBER BANERJEE: Right.

20 MR. OFSTUN: -- floor in there that's a  
21 large heat sink for us. We hadn't included these heat  
22 sinks previously because the design had not gotten to  
23 the point where it was certified for construction.

24 And so we were instructed don't include  
25 the floors, the gratings, that kind of thing because

**NEAL R. GROSS**

COURT REPORTERS AND TRANSCRIBERS  
1323 RHODE ISLAND AVE., N.W.  
WASHINGTON, D.C. 20005-3701



1 they may change in the final design -- or the  
2 properties may change.

3 MEMBER BANERJEE: So what else is there  
4 potentially?

5 MR. OFSTUN: Well, so we used the grating  
6 in the CMT compartment. We used some gratings in the  
7 accumulator compartments. We used some gratings that  
8 were above the operating deck as well. But I believe  
9 there's more gratings that we aren't -- haven't  
10 credited yet.

11 MEMBER BANERJEE: Are they deeper down?

12 MR. OFSTUN: No, there's -- and there's  
13 some additional heat sink above the operating deck  
14 that we haven't credited yet.

15 MEMBER BANERJEE: In a reasonably well  
16 mixed region.

17 MR. OFSTUN: Yes, in the reasonably well  
18 mixed region. That would be, for example, the HVAC  
19 ductwork.

20 MR. KINDRED: The HVAC ductwork is a  
21 galvanized metal. None of the cranes are credited,  
22 only the girder on the polar crane itself. The hoist  
23 on the polar crane is not credited. The gip crane is  
24 not credited. The fuel-handling crane is not  
25 credited.

**NEAL R. GROSS**

COURT REPORTERS AND TRANSCRIBERS  
1323 RHODE ISLAND AVE., N.W.  
WASHINGTON, D.C. 20005-3701

1           In reality, these were easy --  
2           geometrically, the gratings were easy to represent.  
3           A as far as trying to geometrically represent the  
4           effective heat transfer service area of a crane or a  
5           crane hoist, that's a little more complex.

6           MEMBER BANERJEE: Of course it's hard to  
7           do heat transfer calculations on gratings. But when  
8           you did that, you sort of just took the vertical  
9           surfaces in the grating, did a sort of slab type  
10          calculation. Is that what you did?

11          MR. OFSTUN: We did a slab calculation.  
12          We calculated --

13          MEMBER BANERJEE: Has this been done  
14          before? Have other people done this? Or have you  
15          done it for other Westinghouse plants?

16          MR. OFSTUN: In our standard analyses,  
17          usually we have a lump parameter, single volume  
18          containment model. And there are ten to 12 heat  
19          sinks. So I'm not sure if some of the gratings are  
20          included in one of those ten or 12. But most likely  
21          they are but I can't say for certain.

22          MEMBER BANERJEE: So WGOthic, when you --  
23          was authorized in some way to handle this? Mike is  
24          nodding so he knows this stuff.

25          MR. OFSTUN: There's a -- the validation

**NEAL R. GROSS**

COURT REPORTERS AND TRANSCRIBERS  
1323 RHODE ISLAND AVE., N.W.  
WASHINGTON, D.C. 20005-3701

1 report for WGOthic and for our AP600, AP1000  
2 containment models is WCAP 15846. And in there it  
3 discusses how we conservatively model the effects of  
4 circulation and stratification. And those effects on  
5 the condensation heat mass transfer inside the  
6 containment.

7 MEMBER CORRADINI: So just one thing on  
8 that. When WGOthic has been validated, this is the  
9 lump parameter version, not the distributed parameter  
10 version.

11 MR. OFSTUN: That's right. This is --

12 MEMBER CORRADINI: You've not gone through  
13 the validation of the other version of GOTHIC where  
14 you essentially saw more of a CFD formulation.

15 MR. OFSTUN: That's right. We -- I think  
16 we started down that path and then we switched to the  
17 lump parameter path when we were working --

18 MEMBER CORRADINI: I thought so. I just  
19 wanted to make sure. Okay.

20 MEMBER BANERJEE: Yes and so the  
21 methodology is accepted by the staff --

22 MR. OFSTUN: Yes.

23 MEMBER BANERJEE: -- and has had previous  
24 applications to --

25 MR. OFSTUN: Yes.

**NEAL R. GROSS**

COURT REPORTERS AND TRANSCRIBERS  
1323 RHODE ISLAND AVE., N.W.  
WASHINGTON, D.C. 20005-3701

1 MEMBER BANERJEE: All right.

2 MR. OFSTUN: Yes. And the modeling  
3 methodology for the containment was compared to test  
4 data.

5 MEMBER BANERJEE: Okay.

6 MR. OFSTUN: At least for GOTHIC code, for  
7 a number of different --

8 MEMBER BANERJEE: So the gratings now  
9 become the --

10 MR. OFSTUN: Yes, and that's the next  
11 bullet there. That those heat sinks have been added  
12 as a Tier 2\* item.

13 MEMBER BANERJEE: Can we -- are you going  
14 to visit this question of the accumulator that arose  
15 during the Subcommittee meeting and the effect of  
16 whether isothermal or adiabatic and potential effects,  
17 if any at all on the containment pressure?

18 MR. OFSTUN: Yes, Tom's looked into that.

19 MEMBER BANERJEE: Could you just make a  
20 statement for the record on that?

21 MR. KINDRED: Could you -- could I ask  
22 you, Dr. Banerjee, to elaborate your question just a  
23 little bit? What exactly --

24 MEMBER BANERJEE: Well, the reason I'm  
25 asking it is that there was an issue about whether the

**NEAL R. GROSS**

COURT REPORTERS AND TRANSCRIBERS  
1323 RHODE ISLAND AVE., N.W.  
WASHINGTON, D.C. 20005-3701

1 discharge from the accumulator was presumed to be  
2 under adiabatic conditions or isothermal conditions.  
3 And there was some discussion about under what  
4 conditions the density should be taken.

5 MR. KINDRED: Okay, yes, Dr. Banerjee, I  
6 understand.

7 MEMBER BANERJEE: If you recall --

8 MR. KINDRED: I recall it.

9 MEMBER BANERJEE: Yes.

10 MR. KINDRED: Dr. Wallis, I think, brought  
11 that up when he reviewed the report.

12 MEMBER BANERJEE: Right.

13 MR. KINDRED: He noticed that when we  
14 calculated the expansion of the accumulator, when we  
15 determined what the mass flow rate was, we looked at  
16 the variance and volume. And we said okay, if we push  
17 this much volume out, to convert it to a mass flow  
18 rate, you have to know the density.

19 So you assume the density at 120 degrees  
20 Fahrenheit as opposed to minus 140, which is what we  
21 calculated the final gas temperature to be. So at  
22 minus 140, of course the density of the gas is going  
23 to be much larger than it would be at 120. So he  
24 wondered if that was an error or a, you know,  
25 something that we should have considered more

**NEAL R. GROSS**

COURT REPORTERS AND TRANSCRIBERS  
1323 RHODE ISLAND AVE., N.W.  
WASHINGTON, D.C. 20005-3701

1 conservatively.

2 I redid the calculation and we stated --  
3 we did both calculations in the analysis. We did an  
4 isothermal and an adiabatic.

5 The isothermal yielded a much larger  
6 volume expansion into containment than the adiabatic  
7 heat up did -- 2,300 cubic feet as opposed to around  
8 70 cubic feet -- 2,300 being the isothermal volume  
9 expansion of the containment, 70 being the adiabatic  
10 volumetric expansion and containment.

11 However, the 2,300 cubic feet volumetric  
12 expansion was performed at 120 degree Fahrenheit. If  
13 you did the volumetric expansion at minus 140, your  
14 total volume expanded in the containment would be  
15 about 376 cubic feet, which would yield a mass flow  
16 rate of 6.15 pounds per second for both accumulators  
17 as opposed to 20.8, which I believe was used in the  
18 analysis.

19 So it was very conservative to assume the  
20 isothermic. Even regarding the density. And it was  
21 not erroneous because 120 degrees Fahrenheit was  
22 consistent with the assumptions of the isothermic  
23 calculation methodology.

24 MEMBER BANERJEE: And what is the effect  
25 on containment pressure in terms of if you made it

1 additive or not? Is it a small amount like .01?

2 MR. KINDRED: The intensity of the psi.  
3 And that's with the overly conservative calculation.

4 MEMBER BANERJEE: Two-tenths of the psi.  
5 All right. Fine. May we put that to bed.

6 There was another related to the  
7 accumulator but I don't know where we what to consider  
8 that, which was the question of the temperature.

9 MEMBER SHACK: The effect of the  
10 temperature on the pressure boundary?

11 MEMBER BANERJEE: Yes, well on the DVI  
12 line in particular.

13 MR. OFSTUN: Yes.

14 MEMBER BANERJEE: So in particular, Bill  
15 was going to discuss that? Or do you want to ask  
16 those questions? Or do you want me to do it?

17 MEMBER SHACK: Well, we have the thermal  
18 hydraulocists up now. We should have had the  
19 structures people -- the question is whether you've  
20 considered the thermal loading on that pipe and  
21 whether it would have significant effect.

22 MR. KINDRED: I can answer this.

23 MEMBER SHACK: The load temperature, yes,  
24 go ahead.

25 MR. KINDRED: Actually if you look at it

**NEAL R. GROSS**

COURT REPORTERS AND TRANSCRIBERS  
1323 RHODE ISLAND AVE., N.W.  
WASHINGTON, D.C. 20005-3701

1       logically, your gas initial or thermal inertia, the  
2       amount of energy that the gas can impart when compared  
3       to water for instance, if you compared the mass of the  
4       gas in the accumulator with the water, at a minus 140  
5       degrees, the energy that the gas would have to -- if  
6       the gas imparted all of its energy to heat the water  
7       back up to 120 degrees, if the gas imparted all of its  
8       energy to heat the gas back to 120 degrees Fahrenheit,  
9       it could only change the mass of the water in the  
10      accumulator by one degree -- less than one degree --  
11      a half of a degree.

12                   MEMBER BANERJEE:  But that's all the water  
13      right?  But --

14                   MR. KINDRED:  That's correct.

15                   MEMBER BANERJEE:  -- if you put a thin  
16      film of water on the surface, it would freeze.

17                   MR. KINDRED:  Right.  You have  
18      considerations regarding, you know, localized effects.  
19      What happens at the gas liquid interface?  What  
20      happens at the discharge of the accumulator?

21                   So a simple simulation using the GOTHIC,  
22      this is different from WGOTHIC.

23                   MEMBER BANERJEE:  But GOTHIC is a lump  
24      parameter, right?

25                   MR. KINDRED:  Actually, a simple model was

**NEAL R. GROSS**

COURT REPORTERS AND TRANSCRIBERS  
1323 RHODE ISLAND AVE., N.W.  
WASHINGTON, D.C. 20005-3701



1 made with an accumulator tank, nodalized to contain a  
2 blanket of nitrogen gas with liquid benefit at 120  
3 degrees Fahrenheit. The LOCA accumulator injection  
4 flow rates from the calculation for the limiting  
5 temperature decrease associated with accumulator  
6 expansion was used. And pulled the liquid and the gas  
7 out of the accumulator.

8 The DVI line -- a five-foot section of DVI  
9 pipe was modeled just at the discharge of the  
10 accumulator line. And in reality, the temperature --  
11 the surface temperature of the inside of the  
12 accumulator tank was approximately 115 degrees after  
13 -- at the end of injection or about a -- I let it run  
14 for 150 seconds after the end of injection to allow  
15 the gas to expand into the DVI line to ensure there  
16 would be no pronounced thermal gratings associated  
17 with the gas.

18 The DVI line itself, surface temperature  
19 decreased to approximately 110 degrees. The DVI line  
20 is very thin, approximately .312 inches. I don't know  
21 if I can get into that detail in an open session  
22 however the DVI line is thin. It easily promotes a  
23 rapid response with regards to convective cooling.

24 MEMBER BANERJEE: Could we take the detail  
25 up in a closed session because there are a number of

**NEAL R. GROSS**

COURT REPORTERS AND TRANSCRIBERS  
1323 RHODE ISLAND AVE., N.W.  
WASHINGTON, D.C. 20005-3701

1 questions here we need to pursue. First of all, of  
2 course the applicability of GOTHIC to a situation like  
3 this where you can get cold gas on top of hot gas. So  
4 you can get curious effects with GOTHIC that are hard  
5 to defend.

6 Secondly, you know, these are transient  
7 effects and the heat transfer proficiencies on the  
8 inside of the line and the natural convection outside  
9 --

10 MEMBER SHACK: I realize you have a great  
11 interest in the thermal hydraulics of this. But from  
12 a structural point of view, if we have some thermal  
13 stresses on this pipe, it's, you know, one cycle of  
14 perhaps some plastic stress. This is not going to  
15 fatigue. You know, it's not a broken material. You  
16 know, it's going to yield.

17 MEMBER BANERJEE: I'm happy to hand this  
18 over to you.

19 MEMBER SHACK: If we did this once a year,  
20 we might have a problem over 60 years.

21 MEMBER RAY: Let us -- we're just now  
22 beyond halfway in our time. So let me do suggest that  
23 Bill engage any discussion here or provide his  
24 assessment. And then we'll see if we can move on.

25 MEMBER SHACK: Yes, I mean that's my -- my

**NEAL R. GROSS**

COURT REPORTERS AND TRANSCRIBERS  
1323 RHODE ISLAND AVE., N.W.  
WASHINGTON, D.C. 20005-3701

1 argument is that, you know, whatever questions you  
2 have about the thermal hydraulic analysis and the  
3 temperatures, it would have no impact on the  
4 structural. That, you know, we could take the whole  
5 temperature drop, calculate it as conservatively as  
6 you want.

7 MEMBER BANERJEE: Well, I think that's the  
8 issue. If it's the bounding face of minus 140 or  
9 whatever --

10 MEMBER SHACK: Right.

11 MEMBER BANERJEE: -- and if you can live  
12 with, then it doesn't matter.

13 MEMBER SHACK: Now Graham, he had a  
14 thermal shock picture in mind. And you just don't  
15 thermally shock stainless steels. They take plastic  
16 string at any temperature you want to give it to them.

17 And so from a structural point of view, I  
18 don't think there's any problem here. And, you know,  
19 we probably ought to pursue the thermal hydraulics as  
20 an --

21 MEMBER BANERJEE: But we don't need to.

22 MEMBER SHACK: Yes, okay.

23 MEMBER CORRADINI: I can concur.

24 MEMBER BANERJEE: But I'm only doing it  
25 because you don't seem to want to pursue it.

**NEAL R. GROSS**

COURT REPORTERS AND TRANSCRIBERS  
1323 RHODE ISLAND AVE., N.W.  
WASHINGTON, D.C. 20005-3701

1 MEMBER SHACK: I don't really trust it but  
2 --

3 MEMBER BANERJEE: Yes, all right.

4 MEMBER CORRADINI: And I think what we did  
5 commit that this piping, the structural design of the  
6 piping is part of the piping DAC. It's not part of  
7 the certification.

8 So you're absolutely right. The thermal  
9 hydraulic trains that gets characterized for this  
10 transient, this isn't a condition 2 event. It is a  
11 condition 4 event, which we don't do fatigue  
12 evaluations. So we would look at the stresses to meet  
13 condition 4 events. And that documentation will be  
14 included one way or another as part of the piping DAC,  
15 the final piping DAC.

16 MEMBER RAY: Okay. But from our  
17 standpoint, we would -- because we don't necessarily  
18 agree with the temperatures you'd be using, it would  
19 be better if we could simply bound it and say it is  
20 not significant rather than to say we will do it and  
21 keep track of it.

22 MEMBER BANERJEE: Or do something which if  
23 you need to get the transient -- my suggestion would  
24 be not to do it with GOTHIC. But that's up to you.

25 MR. KINDRED: I will say, Dr. Banerjee,

**NEAL R. GROSS**

COURT REPORTERS AND TRANSCRIBERS  
1323 RHODE ISLAND AVE., N.W.  
WASHINGTON, D.C. 20005-3701

1 that I did benchmark the model to the isothermal  
2 expansion case. And the model did very well  
3 predicting what we predicted with the isothermal  
4 expansion. And it is interesting that the nitrogen  
5 injection, those were benchmarked to the Spazenososa  
6 test. I mean so that was -- those were prototypic  
7 nitrogen injections. And they did agree with what  
8 they predicted in an isothermal expansion case.

9 MEMBER BANERJEE: Okay.

10 MR. KINDRED: But prior to adding -- and  
11 all I did that after that, after I benchmarked to the  
12 isothermal case was add the thermal conductors to  
13 simulate heat sink or heating to the environment,  
14 heating from the sensible heat of the accumulator  
15 metal and --

16 MEMBER RAY: Again, insofar as what Dr.  
17 Shack talked about, I think it is better at this point  
18 if we bound it and conclude that from our standpoint  
19 it is not -- we don't need to pursue it or make the  
20 assumption that you have proven it to be true.

21 MEMBER BANERJEE: Or it will be dealt with  
22 elsewhere.

23 MEMBER RAY: Well perhaps.

24 MEMBER BANERJEE: Yes.

25 MEMBER RAY: As long as there is not -- I

**NEAL R. GROSS**

COURT REPORTERS AND TRANSCRIBERS  
1323 RHODE ISLAND AVE., N.W.  
WASHINGTON, D.C. 20005-3701

1 just don't want to get into trying to make sure we  
2 agree with the last statement made here, because that  
3 will take us forever and we won't achieve our aim.

4 MEMBER BANERJEE: Okay. Well I think it  
5 is fine. Let's go on.

6 MR. OFSTUN: Okay, the next plot shows a  
7 comparison of the DCD Rev 19 to the DCD Rev 18  
8 containment pressure response. And the reason for  
9 this plot originally was to show that they are very  
10 similar and that the containment pressure increase  
11 early in the event is what caused the peak to be  
12 higher at about 1200 to 1500 seconds.

13 We were asked about this plot to find out  
14 why the pressure response on the DCD Rev 19 falls  
15 below DCD Rev 18. That was the question. And so we  
16 looked into that by doing some sensitivity studies and  
17 found out that the reason is that the new mass and  
18 energy releases shift or shifted toward the earlier in  
19 time with the conservatisms that we have added and  
20 they move earlier in time. And as a result, that plus  
21 the fact that we have included some additional thin  
22 metal heat sinks that absorb that energy early in time  
23 and don't give up very easily, that the curve shifted  
24 and crossed over the other curve.

25 MEMBER CORRADINI: So let me say it

**NEAL R. GROSS**

COURT REPORTERS AND TRANSCRIBERS  
1323 RHODE ISLAND AVE., N.W.  
WASHINGTON, D.C. 20005-3701

1 different to you so I get it right, since I wasn't  
2 here. So you are saying in your energy budget, what  
3 you release is the same but it comes out earlier and  
4 some of it is sucked up in your heat sinks that you  
5 have now included.

6 MR. OFSTUN: Yes, our energy --

7 MEMBER CORRADINI: And they don't give it  
8 back up to later than --

9 MR. OFSTUN: Right.

10 MEMBER CORRADINI: -- to where the red  
11 line is.

12 MR. OFSTUN: Right. But our energy budget  
13 wasn't exactly the same because we had added some  
14 energy for this new generator pressure correction.

15 MEMBER CORRADINI: Excuse me. Okay,  
16 excuse me. I'm sorry. That's right.

17 MR. OFSTUN: So it is still a little bit  
18 higher than what we started with. We just, we do push  
19 it out earlier because we changed our equilibration  
20 value.

21 MEMBER CORRADINI: Okay.

22 MR. OFSTUN: So at the last meeting, the  
23 ACRS requested further review concerning the impact of  
24 solar radiation heating on our larger scale passive  
25 containment cooling test results and how that

**NEAL R. GROSS**

COURT REPORTERS AND TRANSCRIBERS  
1323 RHODE ISLAND AVE., N.W.  
WASHINGTON, D.C. 20005-3701

1 information is applied to our containment evaluation  
2 model.

3 The primary modes of heat removal from  
4 passive containment are condensation on the inside  
5 surface of the shell and evaporation from the outside  
6 surface of the shell.

7 We looked at all the test data. Only two  
8 tests, the large-scale test and the small scale test  
9 were performed outside in the sun or in the  
10 environment. We did not use any of the data from the  
11 small scale test facility for anything. But for the  
12 large-scale test, we did look at the data in terms of  
13 the condensation, heat-mass correlations and the  
14 convection heat transfer correlation.

15 Again, we used the multipliers that we are  
16 talking about for the condensation and the conduction  
17 correlation and we don't use the convection  
18 correlation in our model at all, actually.

19 When we looked into this, we found that  
20 the solar radiation did not have any impact on the  
21 large-scale test data that was used for validation of  
22 the condensation heat mass transfer correlation. And  
23 this was because the large-scale test is fairly well  
24 instrumented and so we knew temperatures and heat  
25 fluxes around this vessel, around the perimeter of

**NEAL R. GROSS**

COURT REPORTERS AND TRANSCRIBERS  
1323 RHODE ISLAND AVE., N.W.  
WASHINGTON, D.C. 20005-3701



1 this vessel and on top of the dome. And when we did  
2 the heat balance, the heat in from the steam was  
3 approximately equal to the heat that was going into  
4 the containment or into the steel shell of the large-  
5 scale test facility.

6 MEMBER BANERJEE: Actually, you had more  
7 than that but carry on.

8 MR. OFSTUN: Okay.

9 MEMBER BANERJEE: Finish off.

10 MR. KINDRED: Not for the condensation  
11 test.

12 MR. OFSTUN: The convection tests they  
13 did. We did see a difference there.

14 MEMBER BANERJEE: No, no. I'm saying even  
15 for the condensation tests that you did with the water  
16 film, you had three heat balances if you look at of  
17 when you are reporting contained.

18 MR. OFSTUN: Right.

19 MEMBER CORRADINI: To your credit.

20 MEMBER BANERJEE: So but you have a heat  
21 balance based on how much condensed and you have a  
22 heat flux meter in the wall? Then you have a heat  
23 balance on the air and water stream.

24 MR. OFSTUN: Yes.

25 MEMBER BANERJEE: Right? And you compared

**NEAL R. GROSS**

COURT REPORTERS AND TRANSCRIBERS  
1323 RHODE ISLAND AVE., N.W.  
WASHINGTON, D.C. 20005-3701

1 all three heat fluxes.

2 MR. OFSTUN: I didn't compare the heat  
3 flux on the water stream and air on the outside of the  
4 vessel.

5 MEMBER BANERJEE: You have a figure in the  
6 report 331 if you check it.

7 MR. OFSTUN: Okay.

8 MEMBER BANERJEE: You will see that they  
9 are also there.

10 MR. OFSTUN: And that is in the large-  
11 scale test data report?

12 MEMBER CORRADINI: The big monster report.

13 MR. OFSTUN: Okay.

14 MEMBER BANERJEE: Yes, 331 compares that.

15 MR. OFSTUN: Okay. I haven't looked at  
16 that for a long time.

17 MEMBER CORRADINI: We recommend you might.  
18 One of the engineers.

19 MEMBER BANERJEE: Who were the people who  
20 did this test? Were you involved with this?

21 MR. OFSTUN: No, I was not involved with  
22 those tests.

23 MEMBER BANERJEE: They are very nice  
24 experiments, by the way, but the internal velocity  
25 measurements didn't work worth a damn.

**NEAL R. GROSS**

COURT REPORTERS AND TRANSCRIBERS  
1323 RHODE ISLAND AVE., N.W.  
WASHINGTON, D.C. 20005-3701

1                   MEMBER CORRADINI: Yes, the turbine meters  
2 were crappy.

3                   MEMBER BANERJEE: Exactly. But they do  
4 show a lot of interesting things. Because I agree, by  
5 the way, with that first statement. I looked at it  
6 myself in some detail.

7                   MR. OFSTUN: Okay.

8                   MEMBER BANERJEE: So you have independent  
9 corroboration but I wanted you guys to say that as  
10 well.

11                  CHAIRMAN ABDEL-KHALIK: Okay. Let's say,  
12 granted you may have extracted the correct data out of  
13 the large-scale test facility, in doing the actual  
14 calculation for the actual steel containment and  
15 shield building, the incident solar radiation part of  
16 it makes its way to the inside surface of the shield  
17 building. If you are looking at it on a steady state  
18 basis. Right? And therefore, that heat flux has to  
19 be removed by the natural convection air that is  
20 ultimately used to remove decay heat through the film.  
21 And therefore, there is an increased heat load on the  
22 liquid film.

23                               Is that accounted for in your calculation?

24                   MR. OFSTUN: No. We do not model the  
25 solar heat flux on the outside of the shield building

**NEAL R. GROSS**

COURT REPORTERS AND TRANSCRIBERS  
1323 RHODE ISLAND AVE., N.W.  
WASHINGTON, D.C. 20005-3701

1 and the effects of that through the shield, as it  
2 conducts energy through the shield building and into  
3 the air.

4 CHAIRMAN ABDEL-KHALIK: Would that have an  
5 impact on the heat load? I mean, you know, the  
6 incident solar radiation on the shield building can be  
7 as high as a few megawatts. And part of it --

8 MEMBER RAY: Of course, we're no longer  
9 talking about the large-scale test. We are talking  
10 about the real world.

11 CHAIRMAN ABDEL-KHALIK: Correct.

12 MEMBER RAY: Up until you asked that  
13 question, we had been talking about the large-scale  
14 test.

15 CHAIRMAN ABDEL-KHALIK: Correct. And I  
16 started my statement by saying granted, you may have  
17 extracted the correct data out of the large-scale test  
18 facility and now you are using that data to calculate  
19 the containment pressure and the effectiveness of the  
20 film in cooling, in removing decay heat essentially.

21 So we are saying that incident solar  
22 radiation on the shield building, part of it, will  
23 make its way to the inside surface of the shield  
24 building and, therefore, will make its way to the  
25 natural convection air that is used to remove decay

**NEAL R. GROSS**

COURT REPORTERS AND TRANSCRIBERS  
1323 RHODE ISLAND AVE., N.W.  
WASHINGTON, D.C. 20005-3701

1 heat from the liquid film. And if that is the case,  
2 this is effectively the same as increasing decay heat.

3 Has that been accounted for?

4 MR. OFSTUN: I have to think about that.  
5 As I said earlier, we do not model solar heat flux in  
6 the containment model. We don't add a heat term to  
7 the outside of the shield building. It would be a  
8 variable over time. So, it might be the other way and  
9 during the day it is in.

10 CHAIRMAN ABDEL-KHALIK: Right. You know,  
11 you can't assume when the accident is going to happen.

12 MR. OFSTUN: That's right.

13 CHAIRMAN ABDEL-KHALIK: But being a  
14 pessimist, the accident will happen during a time of  
15 the day when the heat flux is maximum, you have a lot  
16 of heat being conducted across the shield building to  
17 the inside surface.

18 MR. KINDRED: Dr. Khalik, there is a film  
19 of water on the exterior containment --

20 CHAIRMAN ABDEL-KHALIK: I understand. I  
21 understand. Look at it globally.

22 There is heat coming in that is being  
23 removed by the downward flowing air current on the  
24 inside surface of the shield building. And that air  
25 is going to make it back up, removing the heat by

**NEAL R. GROSS**

COURT REPORTERS AND TRANSCRIBERS  
1323 RHODE ISLAND AVE., N.W.  
WASHINGTON, D.C. 20005-3701

1 evaporation from the thin film.

2 So you have essentially hotter air that is  
3 being used to cool the film.

4 MEMBER RAY: It would be like an increase  
5 in the ambient air.

6 CHAIRMAN ABDEL-KHALIK: Correct. Has that  
7 been taken care of?

8 MR. CORLETTI: Can I try to answer part of  
9 the question before you do that?

10 We presented to you the surface to the  
11 solar gain on an increase of 14 degrees on the outside  
12 plate. That gradient does not work this way all the  
13 way through the structure.

14 So the inside wall, inside structure --  
15 What's the increase?

16 CHAIRMAN ABDEL-KHALIK: Whether it works  
17 its way all the way through the structure or not,  
18 there is some finite heat flux on the inside surface  
19 of the shieldbuilding.

20 MR. CORLETTI: So I think the answer is we  
21 did not account for that increase on the inside  
22 temperature. It is less than one or two degrees. It  
23 is on the order of one or two degrees on the inside.

24 CHAIRMAN ABDEL-KHALIK: It is not a matter  
25 of how high the temperature is. It is a matter of

**NEAL R. GROSS**

COURT REPORTERS AND TRANSCRIBERS  
1323 RHODE ISLAND AVE., N.W.  
WASHINGTON, D.C. 20005-3701

1 what is the inside surface heat flux and what that  
2 contributes to the heat load.

3 MEMBER RAY: As we said, it is equivalent  
4 to increasing the ambient air temperature, in a sense.

5 MEMBER BANERJEE: Let them answer this.

6 MEMBER RAY: Okay. I'm just trying to  
7 avoid the argument that it is only a degree or two  
8 because the wall is so thick.

9 Actually the air flows from the outside to  
10 the inside.

11 MEMBER BANERJEE: Right.

12 MEMBER RAY: And the issue is if you heat  
13 the outside, what effect will that have not just on  
14 the inside surface of the shield building but also on  
15 the air that is flowing into the space.

16 MR. OFSTUN: That would be probably  
17 higher.

18 MR. KINDRED: And I will say that --

19 MEMBER RAY: Of course it would be.

20 MR. KINDRED: -- in the evaluation of the  
21 enhanced shield building design for Revision 18 of the  
22 DCD, the air in that area was reduced by approximately  
23 40 percent. I don't know the exact numbers there, but  
24 it was reduced significantly, which would have caused  
25 a significant decrease in the airflow you are talking

**NEAL R. GROSS**

COURT REPORTERS AND TRANSCRIBERS  
1323 RHODE ISLAND AVE., N.W.  
WASHINGTON, D.C. 20005-3701

1 about.

2 That significant decrease in that airflow  
3 did not result in an impact to the pressure valves.

4 CHAIRMAN ABDEL-KHALIK: But these are all  
5 sort of qualitative arguments.

6 MR. KINDRED: Well you had mentioned the  
7 air temperature. And the air temperature is important  
8 but so is the airflow. So is the air velocity. In  
9 that region you decrease the air velocity, decrease  
10 the amount of mass airflow in that region and still  
11 have no impact because the primary mode of cooling is  
12 the evaporation of the film, due to conductive heat  
13 from the shell not from what the air is doing to the  
14 outside of the film.

15 CHAIRMAN ABDEL-KHALIK: Now at 1300  
16 seconds, is 1300 seconds is the time at which you  
17 reach roughly the peak containment pressure. At that  
18 point, decay heat is how many megawatts?

19 MR. KINDRED: I don't know off the top of  
20 my --

21 CHAIRMAN ABDEL-KHALIK: Roughly two  
22 percent.

23 MR. KINDRED: Two percent?

24 CHAIRMAN ABDEL-KHALIK: Right. Two  
25 percent that means what, 60 megawatts.

**NEAL R. GROSS**

COURT REPORTERS AND TRANSCRIBERS  
1323 RHODE ISLAND AVE., N.W.  
WASHINGTON, D.C. 20005-3701



1                   So what would be the effect of increasing  
2                   decay heat by a few megawatts?

3                   MR. OFSTUN: The decay heat's very small  
4                   impact at the time of peak pressure, most of that  
5                   energy that is due to the heat coming out of the steam  
6                   generators and not of the RCS metal. I don't have the  
7                   numbers in front of me but the decay heat will come  
8                   out continuously. But it is after about 10,000  
9                   seconds, all the energy is decay heat in our model and  
10                  none of it, because we dump everything else out into  
11                  the containment atmosphere from the RCS.

12                  MEMBER BANERJEE: I guess he is asking how  
13                  much decaying heat are you putting out.

14                  MR. KINDRED: He's asking what is the  
15                  contribution of decay heat at the time of peak  
16                  pressure.

17                  MEMBER BANERJEE: No, not decay heat.  
18                  Solar radiation.

19                  So let's say the solar radiation is a  
20                  couple of megawatts, two to three at most. I mean, my  
21                  calculation shows actually, depending on the angle --

22                  MR. OFSTUN: On the real containment?

23                  MEMBER BANERJEE: Yes, it is not that  
24                  high. But let's say it is a few megawatts, two or  
25                  three megawatts. But you are dumping what? How many

**NEAL R. GROSS**

COURT REPORTERS AND TRANSCRIBERS  
1323 RHODE ISLAND AVE., N.W.  
WASHINGTON, D.C. 20005-3701

1 seconds or whatever? That is really the question he  
2 is asking you.

3 MR. OFSTUN: How much we are evaporating  
4 at the time of peak pressure?

5 MEMBER BANERJEE: No. How much heat are  
6 you dumping inside of containment that you have to  
7 take care of. Or what is the heat you are losing?  
8 What percentage of this would be the solar insulation?

9 MR. OFSTUN: Oh, okay.

10 MEMBER BANERJEE: It would be one percent,  
11 105 percent, 1005 percent? What is the number?

12 MR. OFSTUN: I would need to know the  
13 total and I don't have that off the top of my head  
14 either. Is Bob Jakub on the line?

15 MEMBER BANERJEE: Around the maximum peak.  
16 I mean, really what we are after is can it affect the  
17 peak pressure significantly at all. That is the  
18 question. That is what they are after.

19 MEMBER RAY: To the extent that it is  
20 equivalent to raising the ambient temperature, I don't  
21 see how it could not. But I keep coming back to this  
22 is a problem of basically equivalent to raising the  
23 ambient temperature. I don't want to try and answer  
24 for you beyond that.

25 MEMBER CORRADINI: I mean, you are asking

**NEAL R. GROSS**

COURT REPORTERS AND TRANSCRIBERS  
1323 RHODE ISLAND AVE., N.W.  
WASHINGTON, D.C. 20005-3701

1 a quantitative question. Unless you have exact  
2 quantitative things you are not going to get an answer  
3 for it.

4 My quick estimate is the solar flux is no  
5 more than about one or two megawatts out of 70.

6 CHAIRMAN ABDEL-KHALIK: But the problem is  
7 the peak containment pressure is, the margin is so  
8 small and that is why these questions keep coming up.  
9 What is the effect of the incident solar radiation on  
10 the peak containment pressure, even though it is  
11 indirect heating?

12 MEMBER CORRADINI: But the heating is not  
13 -- The heating is affecting the inlet air temperature.  
14 It is not affecting what is appearing on the  
15 evaporative surface of the containment shell. Right?

16 CHAIRMAN ABDEL-KHALIK: You can look at it  
17 anyway.

18 MEMBER CORRADINI: But I mean, that is  
19 what is effecting. So my question would be, have you  
20 considered the effect of the inlet air temperature and  
21 how it effects the pressurization inside? That is the  
22 parametric I would do. Because if you vary the inlet  
23 air temperature, how do you change the peak pressure  
24 inside containment?

25 MR. OFSTUN: It is relatively insensitive

**NEAL R. GROSS**

COURT REPORTERS AND TRANSCRIBERS  
1323 RHODE ISLAND AVE., N.W.  
WASHINGTON, D.C. 20005-3701

1 to that because evaporation is the key heat removal.

2 MEMBER CORRADINI: During that time  
3 period.

4 MR. OFSTUN: Yes. We run cases,  
5 sensitivities to air temperature and they are  
6 documented in the WCAP 15846 and I think it is in  
7 section ten.

8 MEMBER BANERJEE: Well that would be  
9 helpful, I think, to refer to that.

10 MR. OFSTUN: But again, I don't have this  
11 in front of me.

12 MEMBER CORRADINI: My way of interpreting  
13 at least in my mind is that is the question to ask.  
14 If I am uncertain about the inlet air temperature due  
15 to essentially whatever is happening on the outside of  
16 the building, how does that affect peak pressure? If  
17 the answer is it doesn't affect the pressure more than  
18 a tenth of a psi, then you need to know a  
19 quantitative, you have got to be pointed to some  
20 quantitative place to look at that.

21 MEMBER BANERJEE: I think that is a fair  
22 way to look at it, what Mike is saying.

23 MEMBER RAY: Okay, in the interest of  
24 time, and given that we have the staff and a member of  
25 the public to hear from also, can we table this and

**NEAL R. GROSS**

COURT REPORTERS AND TRANSCRIBERS  
1323 RHODE ISLAND AVE., N.W.  
WASHINGTON, D.C. 20005-3701

1 ask you to come back with it at a time the chairman  
2 will fix hopefully yet today and resume the  
3 discussion? Otherwise, we are just going to burn up  
4 time here that we can't afford to do.

5 MEMBER BANERJEE: Have we dispositioned  
6 the effect of solar radiation on the correlations that  
7 are used? Because the question that was asked was  
8 specifically since you used the large-scale test for  
9 validation of your correlations, did solar radiation  
10 affect the validity of the validation process of these  
11 correlations?

12 MR. OFSTUN: And our answer is that it  
13 didn't affect the condensation correlation.

14 MEMBER BANERJEE: And that is the only one  
15 you used?

16 MR. OFSTUN: And that is the only one that  
17 I used the large-scale test for.

18 MEMBER BANERJEE: Now moving on to the  
19 convection case, what did you find? Even though you  
20 did not use it, since you brought it up, now you have  
21 to. How did you find it affected it?

22 MR. OFSTUN: Well what we found is that we  
23 either thought that the impact of it of the solar  
24 radiation on the dry convective heat transfer test  
25 caused the outer temperature to be higher than what it

**NEAL R. GROSS**

COURT REPORTERS AND TRANSCRIBERS  
1323 RHODE ISLAND AVE., N.W.  
WASHINGTON, D.C. 20005-3701

1 would have been otherwise. And what we saw when we  
2 compared the heat rates from inside the vessel through  
3 the steam and the heat flux times area in the shell,  
4 that they did not balance. That that heat flux was  
5 lower than it should have been.

6 MEMBER BANERJEE: Which was lower?

7 MR. OFSTUN: The delta T.

8 MEMBER BANERJEE: Which is what you would  
9 expect. Right?

10 MR. OFSTUN: Yes.

11 MEMBER BANERJEE: So in which direction  
12 did the solar radiation take it?

13 MEMBER RAY: Conservative or non-  
14 conservative?

15 MR. KINDRED: Conservative because it  
16 would have under-predicted the measured body of the  
17 heat transfer of the convected heat transfer  
18 coefficient.

19 MEMBER BANERJEE: Can we put that on the  
20 record? We agree with you.

21 MEMBER CORRADINI: This is, as he said,  
22 the convective tests? I'm sorry, the convector test?

23 MR. OFSTUN: Yes, the dry convective test.

24 MR. KINDRED: It is the impact of solar  
25 radiation on the measured convection heat transfer

**NEAL R. GROSS**

COURT REPORTERS AND TRANSCRIBERS  
1323 RHODE ISLAND AVE., N.W.  
WASHINGTON, D.C. 20005-3701

1 coefficient would have been to bias the measured heat  
2 transfer coefficient in a conservative direction.

3 MEMBER BANERJEE: Right. There's a good  
4 -- I mean, if you do the math, you can show that.

5 MR. KINDRED: Absolutely. I mean, the  
6 result of the solar radiation impedance of solar  
7 radiation or solar flux is going to be to heat the  
8 shell. If the shell temperature, your  $Q$  equals  $HA$   
9  $\Delta T$ , the  $\Delta T$  is smaller. Therefore, your  
10 convective heat transfer coefficient will be smaller,  
11 which is conservative.

12 MEMBER BROWN: It will do what? The  
13 convective heat transfer coefficient will do what,  $H$ ?

14 MR. KINDRED: No, the convective heat  
15 transfer coefficient simply is Newton's law of cooling  
16  $Q$  equals  $HA \Delta T$ , where  $\Delta T$  is the surface  
17 temperature of the containment vessel as opposed to  $T$   
18 infinity or the surface temperature of the air.

19 The effect of solar radiation would be to  
20 heat the shell, the shell temperature, thus reducing  
21 the  $\Delta T$  in the equation  $HA \Delta T$ . And you would  
22 have, thus, you would measure a lower heat rate coming  
23 out of containment, as opposed to a predicted which  
24 would be conservative because you would have measured  
25 a lower value.

**NEAL R. GROSS**

COURT REPORTERS AND TRANSCRIBERS  
1323 RHODE ISLAND AVE., N.W.  
WASHINGTON, D.C. 20005-3701

1           So when you did your measure to predict it  
2           and developed your mean and standard deviations, that  
3           would have resolved itself as a greater standard  
4           deviation because it would have created a greater  
5           variance --

6           MEMBER BROWN: On the qualitative part,  
7           not on the standard deviations.

8           MEMBER BANERJEE: Unfortunately the  
9           argument he is making is qualitative but you can  
10          actually do the sums. The equations --

11          VICE CHAIRMAN ARMIJO: The words on the  
12          charts say the heat flux data were adjusted to account  
13          for this impact. So that must have been done  
14          quantitatively. Right?

15          MR. OFSTUN: Yes, we tried to do that.

16          VICE CHAIRMAN ARMIJO: So if you have done  
17          it, you probably have some numbers.

18          MEMBER RAY: Let's bear in mind we are  
19          talking about the -- not talking about the evaporative  
20          cooling. Right?

21          VICE CHAIRMAN ARMIJO: No, I'm talking  
22          about the second to the last sentence there. Solar  
23          radiation and convection heat transfer correlation,  
24          heat flux data were adjusted.

25          MR. OFSTUN: They were factored into our

**NEAL R. GROSS**

COURT REPORTERS AND TRANSCRIBERS  
1323 RHODE ISLAND AVE., N.W.  
WASHINGTON, D.C. 20005-3701



1 data evaluation.

2 MEMBER BANERJEE: Yes, so what you did is  
3 you corrected the data so that you could actually get  
4 the right correlation. Otherwise, you would have  
5 found the correlation was too conservative.

6 MR. OFSTUN: Yes.

7 MEMBER BANERJEE: Right. Let's put it  
8 this way. You didn't use that data.

9 MR. OFSTUN: I didn't use that data.

10 MEMBER BANERJEE: You didn't use the  
11 correlation. But if you did use the correlation, the  
12 data would have been conservative.

13 MR. OFSTUN: Yes, probably. Now hindsight  
14 is 20/20, I probably would not even have used that  
15 data.

16 MEMBER BANERJEE: Right. Okay. By the  
17 way, that data seems to be for a heavy water reactor,  
18 from what I can see.

19 MR. OFSTUN: Yes, the large-scale test  
20 facility was originally was the heavy water reactor  
21 test facility. And that design did not use  
22 evaporative cooling. It is air only cooling.

23 MEMBER BANERJEE: Okay. Can we -- There  
24 were other anomalies which we won't go into right now,  
25 the variation in heat flux, things like that.

**NEAL R. GROSS**

COURT REPORTERS AND TRANSCRIBERS  
1323 RHODE ISLAND AVE., N.W.  
WASHINGTON, D.C. 20005-3701

1 MR. OFSTUN: Uh-huh.

2 MEMBER BANERJEE: But I think that was due  
3 to your plume rising and --

4 MR. OFSTUN: It could be internal or  
5 external.

6 MEMBER BANERJEE: Fine.

7 MEMBER RAY: Conclusions. Something I  
8 have been looking for.

9 MR. OFSTUN: All right. Model input  
10 changes were made there were input changes to address  
11 the items that affected the peak containment pressure  
12 that is reported in the Tech Specs. We made no  
13 changes to the plant design. Our calculated peak  
14 pressure remains just under 59 psi gauge.

15 The NRC has reviewed the modeling changes  
16 and requested additional information and found that  
17 the changes and their responses to their questions  
18 were acceptable.

19 With regard to solar radiation, we found  
20 that there was no impact on the validation of the  
21 condensation correlations on the large-scale tests and  
22 that the impact from the convection correlation which  
23 isn't really used, was addressed through the data  
24 evaluation.

25 MEMBER RAY: Any further questions? We

**NEAL R. GROSS**

COURT REPORTERS AND TRANSCRIBERS  
1323 RHODE ISLAND AVE., N.W.  
WASHINGTON, D.C. 20005-3701

1 will have Westinghouse come back with a discussion on  
2 the effect -- to see what the data suggests the effect  
3 would be of solar heating on the airflow that is drawn  
4 in to the shield building annulus.

5 But at this point in time, I think, Mr.  
6 Chairman, we should move on with the staff and have an  
7 opportunity for our member of the public to speak to  
8 us as well. Anything else you wanted to say?

9 MR. KINDRED: Yes. A ten degree increase  
10 in the outside air temperature results in a 500th of  
11 a psi increase to peak pressure. So of course, by 100  
12 degrees would result in a half of a psi. So if you  
13 heated the air by 100 degrees, you would increase the  
14 peak pressure by approximately a half of a psi.

15 MEMBER RAY: If you could still -- You  
16 have gotten that very promptly and we appreciate it.  
17 If you could give us facts or by some means give us  
18 something that we can all look at, rather than trying  
19 to peer over your shoulder at your BlackBerry, I think  
20 that would be appreciated, too, if you can do that.

21 Okay, with that, Eileen, come up here and  
22 change places.

23 MS. McKENNA: Okay, as he said, I am  
24 Eileen McKenna. I will have my staff colleagues  
25 introduce themselves.

**NEAL R. GROSS**

COURT REPORTERS AND TRANSCRIBERS  
1323 RHODE ISLAND AVE., N.W.  
WASHINGTON, D.C. 20005-3701

1 MR. PATEL: Yes, my name is Pravin Patel,  
2 NRO. I am a structural engineer in the structural  
3 engineering garage.

4 MR. DROZD: And my name is Andrzej Drozd.  
5 I will address containment issue, containment peak  
6 pressure issue.

7 MS. MCKENNA: In the interest of what  
8 appears to be the committee's interest, I thought we  
9 might start with the containment issues, rather than  
10 the structural issues because that seemed to be that  
11 that was generating greater attention.

12 So as soon as we get the slides up.

13 MR. BUCKBERG: My name is Perry Buckberg.  
14 I am doing the slides.

15 MS. MCKENNA: Sorry. That's my mistake.  
16 I thought it said NRC. Here we are.

17 MR. BUCKBERG: I'll introduce the staff.  
18 The staff has introduced themselves. I am a little  
19 off base here but we have two presentations. We have  
20 containment pressure that you just heard from  
21 Westinghouse. We are going to give the staff's  
22 opinion, the staff's views and analysis on that, a  
23 very brief presentation and entertain your questions  
24 as well. And we will follow that with a brief  
25 structural presentation.

**NEAL R. GROSS**

COURT REPORTERS AND TRANSCRIBERS  
1323 RHODE ISLAND AVE., N.W.  
WASHINGTON, D.C. 20005-3701

1 MEMBER RAY: Thank you. Please proceed.

2 MR. DROZD: Okay, again my name is Andrzej  
3 Drozd. And we did all the W Gothic calculation as well  
4 as assumptions. And we went through the revision of  
5 mass and energy release as well as the additional heat  
6 sink added to the modeling.

7 And we don't have any issues with using  
8 either revised mass and energy release as well as  
9 added heat structures but we did want to do our  
10 independent confirmatory calculations. We used MELCOR  
11 as was developed by Sandia for research two years ago  
12 to analyze revision, I don't remember, 16 or 17. And  
13 we modeled accordingly.

14 We added the heat structures to the model  
15 as well we revised the mass and energy release. We  
16 performed a number of parametric studies on the model,  
17 as I will show a couple of slides down the road.

18 Let me give you the result, the summary of  
19 our results. The heat pressure that we had, let's  
20 call it originally with the old mass and energy  
21 release and old heat sinks, give us surprisingly high  
22 safety margins of almost four pound gauge. Using a  
23 revised mass and energy release, decreased that safety  
24 margin to 1.6 as we can see. And then this margin  
25 increases as we added the heat sinks, additional heat

**NEAL R. GROSS**

COURT REPORTERS AND TRANSCRIBERS  
1323 RHODE ISLAND AVE., N.W.  
WASHINGTON, D.C. 20005-3701

1 sinks. And the margin, according to our calculations,  
2 will be or is 2.2 pound gauge. That is consistently  
3 higher margin or the pressure is consistently lower  
4 than the one calculated by GOTHIC and we can discuss  
5 why is it.

6 MEMBER BANERJEE: Well before you go on,  
7 Andrzej, maybe this is the time to discuss why is  
8 this.

9 MR. DROZD: What is that? Oh, it is and  
10 you will see a couple of slides below GOTHIC is using  
11 a very conservative heat transfer coefficient of the  
12 type of Tagami and Uchida, while MELCOR well for one  
13 reason or another, the research in Sandia decided not  
14 to implement directly Uchida and Tagami.

15 MEMBER CORRADINI: Because it's wrong.

16 MR. DROZD: That is one of the arguments.

17 MEMBER CORRADINI: That is not an  
18 argument. It is wrong.

19 MEMBER BANERJEE: But I thought they were  
20 validating these.

21 MR. DROZD: The way MELCOR is being used  
22 for design basis analysis is based on studies of  
23 containment pressure transients comparing to  
24 contained, which uses Uchida and Tagami.

25 MEMBER CORRADINI: It is a heat mass

**NEAL R. GROSS**

COURT REPORTERS AND TRANSCRIBERS  
1323 RHODE ISLAND AVE., N.W.  
WASHINGTON, D.C. 20005-3701

1 momentum analogy.

2 MR. DROZD: Analogy. But then contained  
3 was qualified kind of based on comparing to contained,  
4 very ancient code which does mass and energy balance,  
5 rather than calculations.

6 MEMBER BANERJEE: But WGOthic was  
7 validated against the large-scale experiments.

8 MR. DROZD: Yes and --

9 MEMBER BANERJEE: I mean, it must be  
10 right. Right?

11 MR. DROZD: We never said they are right  
12 but they are accepted.

13 MEMBER CORRADINI: Just one clarification  
14 for Sanjoy because I want to make sure I understand.  
15 So the 58.3 is with the modification where they  
16 essentially did an automatic reduction in the  
17 multiplier, is my understanding.

18 MR. DROZD: That is for Westinghouse  
19 calculation.

20 MEMBER CORRADINI: The Westinghouse  
21 calculation.

22 MEMBER BANERJEE: One standard deviation.

23 MEMBER CORRADINI: One standard deviation.  
24 But it does have that effect in there. That's what I  
25 was trying to understand.

**NEAL R. GROSS**

COURT REPORTERS AND TRANSCRIBERS  
1323 RHODE ISLAND AVE., N.W.  
WASHINGTON, D.C. 20005-3701

1                   MEMBER BANERJEE: Yes but what they did is  
2 for the one standard deviation for the inside is a  
3 fairly substantial reduction by .28 so it is around  
4 wherever. But outside is less. What did you do on  
5 the outside with MELCOR?

6                   MR. DROZD: Outside is a default  
7 convective heat transfer calculated by MELCOR. I  
8 don't know the name of this particular correlation.  
9 It is a correlation.

10                  MEMBER BANERJEE: But this is with  
11 evaporating water in the chimney?

12                  MR. DROZD: Yes.

13                  MEMBER BANERJEE: But it was not tuned  
14 against any data?

15                  MR. DROZD: No.

16                  MEMBER BANERJEE: All right.

17                  MEMBER REMPE: Could you talk a little bit  
18 about the additional heat conductors? Did you just go  
19 with the assumptions provided by Westinghouse? Did  
20 you audit them?

21                  MR. DROZD: We audited the choice of heat  
22 structures and there was a list of eight or nine heat  
23 conductors that were added. And what I was given was  
24 surface area and volume.

25                  So what I did is I surface weighted

**NEAL R. GROSS**

COURT REPORTERS AND TRANSCRIBERS  
1323 RHODE ISLAND AVE., N.W.  
WASHINGTON, D.C. 20005-3701



1 thickness based on those volumes which turned out to  
2 be roughly a quarter of an inch and that sounded  
3 reasonable to me, to us after discussion, because  
4 grating would be just about two millimeters. So we  
5 used that as a representative added structure.

6 So the added structures are 6.77  
7 millimeters thick covered with epoxy paint and located  
8 in a couple of different places that I will show you.

9 MEMBER BANERJEE: Let me ask you a  
10 question which sort of has been in the back of my  
11 mind. When you really look at these large-scale data,  
12 there is a very wide variation around, depending on  
13 wherever they are sitting and all sorts of things.  
14 And has there been any analysis done of the scaling of  
15 this? Because even those the large-scale facility is  
16 fairly large, the real system is much larger.

17 MR. DROZD: Much larger.

18 MEMBER BANERJEE: Okay. So in fact, I am  
19 wondering if that sort of averaging which is done  
20 actually has any validity on such a large-scale. Is  
21 there some evaluation being made of this?

22 MR. DROZD: The simple answer and short  
23 answer is yes. We had a contractor, if I recall, from  
24 Idaho. Many years ago they went through the scaling  
25 analysis. He had some issues but eventually the

**NEAL R. GROSS**

COURT REPORTERS AND TRANSCRIBERS  
1323 RHODE ISLAND AVE., N.W.  
WASHINGTON, D.C. 20005-3701

1 scaling numbers were accepted by us.

2 The averaging of heat flux evaluation of  
3 heat transfer coefficient were always subject to  
4 uncertainty. But what I believe convinced us was that  
5 we can accept the model was the test that Westinghouse  
6 performed with half of the shell being dry.

7 MEMBER BANERJEE: Right.

8 MR. DROZD: So the asymmetry with the heat  
9 transfer turned out to be not such a big effect.  
10 Somehow internally the condensation appears to take  
11 place, regardless whether it is this half or the other  
12 half wetted.

13 So we thought although uncertainty  
14 definitely exists, we thought that since we have on  
15 one side the amount of condensate on an inner surface  
16 and another vibration on the outer surface, these two  
17 roughly gives you the idea how much heat can be  
18 rejected.

19 MEMBER BANERJEE: So for example, even in  
20 this containment, the heat fluxes vary by almost a  
21 factor of two.

22 MR. DROZD: Yes.

23 MEMBER BANERJEE: Right and maybe even  
24 more. So yes, it is sort of reassuring that even when  
25 you have cooling on one side, it takes care of it in

**NEAL R. GROSS**

COURT REPORTERS AND TRANSCRIBERS  
1323 RHODE ISLAND AVE., N.W.  
WASHINGTON, D.C. 20005-3701

1 some way. But without a good physical understanding  
2 of why that happens, it seems that the scale is much,  
3 much smaller to sort of put your half on this  
4 happening on a grand scale needs a little bit more  
5 than that.

6 MR. DROZD: That is correct. However,  
7 other applications of codes in general like MELCOR for  
8 other cases show that the heat models that uses local  
9 value of heat transfer coefficients are decent enough  
10 and predict at least trends if not pretty good  
11 qualitative values of pressures and temperatures that  
12 we accept those definitely imperfect lump parameter  
13 models and mass and energy analogy, mass and heat  
14 analogy to a heat transfer based correlation to be  
15 used in design basis.

16 MEMBER BANERJEE: That's fine when there  
17 are big margins and this is not your ultimate heat  
18 sink and all sorts of stuff. I mean, you can do that.

19 Here, we are sort of appealing to this as  
20 taking care of our -- You know it is a much more  
21 critical component here.

22 MR. DROZD: It is. It is. And what gave  
23 us --

24 MEMBER BANERJEE: It is not pressure that  
25 matters. It is how much heat have you lost that

**NEAL R. GROSS**

COURT REPORTERS AND TRANSCRIBERS  
1323 RHODE ISLAND AVE., N.W.  
WASHINGTON, D.C. 20005-3701

1 matters.

2 MR. DROZD: That is correct. And there is  
3 sufficient uncertainty about the peak pressure that  
4 raised a lot of concern with first with 8600 and  
5 81000. And as we decided that adding a non-safety  
6 spray system is sufficient to cover the as we call  
7 residual uncertainty with the issues that you raised.  
8 And that is on the top of many layers of conservative  
9 assumptions to begin with.

10 MEMBER BANERJEE: Well I would agree.  
11 Because of the non-safety spray that you have but  
12 Harold will maybe argue that you cannot think of it  
13 quite that way. Right?

14 MEMBER RAY: Not with the staff having  
15 only having one minute to go.

16 (Laughter.)

17 MEMBER BANERJEE: He would like to stay on  
18 schedule. Okay. That's okay, Andrzej.

19 MR. DROZD: Okay. We have very briefly in  
20 those remaining 35 seconds, I have three slides to  
21 cover.

22 This is the model that we used, nothing --  
23 very few notes. And the location of the added heat  
24 structures are marked with those stars. We pick out  
25 the low end of then ends modeled to minimize the

**NEAL R. GROSS**

COURT REPORTERS AND TRANSCRIBERS  
1323 RHODE ISLAND AVE., N.W.  
WASHINGTON, D.C. 20005-3701

1 effect, the potential effect. And the location is  
2 volume four, which is south stimulator produced a  
3 little lower peak pressure than the heat sinks in the  
4 volume three, which is core makeup tank.

5 And here is the effect of a revised mass  
6 and energy release. The red one and the blue one are  
7 equivalent. The red one and the greenish is a kind of  
8 an added fringe benefit parametric study. I didn't  
9 notice when I received the input that this data was  
10 used for various parametric studies. And at first I  
11 was running it as if it was a best estimate heat  
12 transfer coefficient rather than default value. So  
13 here you see how MELCOR given all equal the  
14 conservative heat transfer ranges of the peak  
15 pressure.

16 The revised mass and energy release moved  
17 as in the case of GOTHIC up from the peak pressure and  
18 raised another couple of pounds.

19 And the final one is, the next one please,  
20 is given the revised mass and energy release, the  
21 location of those heat sinks whether it is in the  
22 control volume or calculation of volume four or three,  
23 gives slightly different results, according to  
24 engineering judgment.

25 We did many more parametric study changing

**NEAL R. GROSS**

COURT REPORTERS AND TRANSCRIBERS  
1323 RHODE ISLAND AVE., N.W.  
WASHINGTON, D.C. 20005-3701

1 heat transfer area or heat transfer coefficient by ten  
2 percent plus minus ten percent. The results just  
3 follow engineering intuition when you increase heat  
4 transfer and heat sinks, you decrease peak pressure.  
5 It is just as simple as that. These given all the  
6 uncertainty, at least trends are calculated.

7 So that is what we did and I don't think  
8 there is much more to be done about the peak pressure.

9 MEMBER RAY: Thank you. Eileen, you have  
10 got more to say?

11 MS. MCKENNA: Only that if there are any  
12 questions about the structural aspects, we have our  
13 structural reviewer here. But I will defer to you  
14 whether there is questions and you want presentation  
15 or you want move on.

16 MEMBER RAY: All right. Bill, anything  
17 you want to direct to the staff?

18 MEMBER SHACK: No. We know they found it  
19 acceptable. And I figure you are just going to tell  
20 us that again.

21 MEMBER RAY: Yes, I mean you and I have  
22 talked about the fact that what appeared Tier 2\*  
23 appears to me at least to be a judgment of what is  
24 needed. And people can differ on that judgment. You  
25 have made a judgment. And I guess I should ask any

**NEAL R. GROSS**

COURT REPORTERS AND TRANSCRIBERS  
1323 RHODE ISLAND AVE., N.W.  
WASHINGTON, D.C. 20005-3701

1 reason that you would conclude now that there is  
2 anything more that ought to be made Tier 2\* in the  
3 same manner?

4 MS. MCKENNA: I will speak and then I'll  
5 let the OCD people. I think we did make a judgment of  
6 what we thought were the most important values,  
7 parameters, dimensions, materials, that we would want  
8 to have that applied to, particularly where as we said  
9 and as you quoted, where we didn't have the code to  
10 give us the fall back, if you will, on how you would  
11 judge any differences. We were aware of some of the  
12 issues that the consultant raised but I don't think  
13 that the staff had a different opinion after seeing  
14 that information. But I will see if there is --

15 MR. PATEL: Yes. Something I think what  
16 I will insert is that I won't be adding some more to  
17 that. And I think like said here, it is a matter of  
18 analysis to have some of the matter of analysis that  
19 question those data. Also we consider this data Tier  
20 2\*.

21 Then also we made it some of the critical  
22 sections, some items like rates and other stuff that  
23 we are attempting to include in Proprietary Report  
24 602.

25 We did do an audit and looked at all the

1 tables they provided some of the parameters like the  
2 coil and provided reinforcement issues that we want to  
3 control that we have the design margin maintained up  
4 to the construction and installations.

5 And also we will check the ITAAC to make  
6 sure that the ITAACs are also see items are supporting  
7 ITAAC and Tier 2\* also supporting ITAAC.

8 So that is what we did at while we did the  
9 audit a couple of times.

10 MEMBER RAY: Okay, well as Bill mentioned  
11 in his remarks, you have performance criteria. Well  
12 perhaps somebody would like to see it, a design  
13 specified under performance criteria.

14 The thing that I think I was glad to see  
15 was that you recognize that Tier 2\*, at least for the  
16 items that you thought were necessary provide  
17 something that merely being included in the current  
18 design doesn't provide. And that is the whole point.

19 Okay. Mr. Chairman, we are about five  
20 minutes late in terms of I perceive you may want to  
21 provide the opportunity for a public comment at this  
22 time?

23 CHAIRMAN ABDEL-KHALIK: Yes, please.

24 MEMBER RAY: So may I have -- Shall I turn  
25 it back over to you for that purpose?

**NEAL R. GROSS**

COURT REPORTERS AND TRANSCRIBERS  
1323 RHODE ISLAND AVE., N.W.  
WASHINGTON, D.C. 20005-3701



1 CHAIRMAN ABDEL-KHALIK: No.

2 MEMBER RAY: All right. We have been  
3 advised and I think everybody has received at their  
4 place a written statement with some slides by a member  
5 of the public who I will now ask, hoping that the line  
6 has been opened so she can respond to us, if Dr.  
7 Sterrett is on the line and prepared to provide us the  
8 oral comments.

9 DR. STERRETT: Oh, can you hear me?

10 MEMBER RAY: We can, indeed. Thank you.  
11 Go ahead.

12 DR. STERRETT: Okay. I just joined about  
13 a minute ago so I don't know what you have been  
14 talking about.

15 MEMBER RAY: Almost everything. But it  
16 doesn't matter because we are now attentive to what  
17 you would like to say to us.

18 DR. STERRETT: Oh, okay. So some of the  
19 things I have to say may be things that I really do  
20 not need to emphasize. I don't know.

21 So let's see, I didn't give you slides for  
22 what I was going to present today. The slides that I  
23 would have given were from the presentation to the  
24 committee.

25 MEMBER RAY: Yes. Yes, and by the way, I

**NEAL R. GROSS**

COURT REPORTERS AND TRANSCRIBERS  
1323 RHODE ISLAND AVE., N.W.  
WASHINGTON, D.C. 20005-3701

1 believe you had estimated you would need not more than  
2 ten minutes. Is that correct?

3 DR. STERRETT: I didn't say but I think  
4 that should be sufficient for today.

5 MEMBER RAY: All right. Well we are  
6 running a little late. So if you would please  
7 proceed.

8 DR. STERRETT: Okay. All right. So I am  
9 saying this, I didn't know how much you talked about  
10 it so I will just give the written text that I have  
11 prepared.

12 All right. This is Susan G. Sterrett. I  
13 am at Carnegie-Mellon University. And there is some  
14 noise on the line. I wonder --

15 MEMBER RAY: I don't believe we can do  
16 anything about it. We have experienced it before and  
17 it would be best if you just proceed.

18 MEMBER SHACK: You are clear. You are  
19 quite audible.

20 MEMBER RAY: You are clear. There is  
21 noise on the line. I agree.

22 DR. STERRETT: Okay. All right. So just  
23 to introduce myself prior to my academic structural  
24 mechanics including systems design. I did some work  
25 on Westinghouse passive plant design but I never

**NEAL R. GROSS**

COURT REPORTERS AND TRANSCRIBERS  
1323 RHODE ISLAND AVE., N.W.  
WASHINGTON, D.C. 20005-3701

1 worked specifically on the AP1000. So the information  
2 I have is just the information available to the public  
3 through the NRC's website.

4 To summarize the presentation last time,  
5 there were two issues. The first one was radiation on  
6 the concrete chilled buildings that wasn't accounted  
7 for in the analysis. And I said that because looking  
8 at the temperatures that were considered, they only  
9 considered the temperatures to be the same as ambient  
10 air; whereas I pointed out that the range will be  
11 wider. It will be colder in the ambient air or can be  
12 and can be significantly higher than the ambient air  
13 when the sun is shining.

14 The second issue was the large-scale test  
15 and actually the small scale test, too, that were used  
16 in WGOthic were outdoors in the sun. And the thing is  
17 that the main effect these were not scale model tests  
18 in the normal sense. They were meant just to  
19 understand certain effects. And one of those was the  
20 coefficient representing evaporative losses. The sun  
21 aids in evaporation and the test result was the main  
22 way that this was being carried out was through  
23 evaporative losses.

24 So I would like to just say a few things  
25 about each of these and they may be moot by now but I

**NEAL R. GROSS**

COURT REPORTERS AND TRANSCRIBERS  
1323 RHODE ISLAND AVE., N.W.  
WASHINGTON, D.C. 20005-3701

1 guess it doesn't hurt to have the reasons down.

2           The first one was the response that was  
3 given previously, hopefully not today, was that normal  
4 thermal loads don't need to include this extra 30 or  
5 40 degrees, that somehow you would only worry about  
6 that if there was some sort of extreme heat wave that  
7 only occurs once in a great while. These are everyday  
8 things. Surface temperatures in the sun and the  
9 ambient air temperatures and ones at night can be  
10 lower than the air temperature.

11           The other thing was that some people just  
12 felt that the effect would be negligible. And I had  
13 pointed out to the subcommittee there were a vast  
14 number of cases, not just a handful, but many in the  
15 news about this year there is concrete roadways,  
16 bridges, ramps, and other structures, have buckled.  
17 Now in those cases, the risk to public safety isn't  
18 large because they closed down the highway. They  
19 demolished the old buckled portion and they replaced  
20 it. But of course, a shield building is different.  
21 You can't use the same standard of acceptability. It  
22 is a water tank. It forms a passageway to the airway  
23 needed for heat removal.

24           So that is why I felt that it couldn't be  
25 ignored that the attitude well what we are doing in

**NEAL R. GROSS**

COURT REPORTERS AND TRANSCRIBERS  
1323 RHODE ISLAND AVE., N.W.  
WASHINGTON, D.C. 20005-3701

1 the AP1000 with the SC models conforming to normal  
2 practice for concrete use in these other industries,  
3 that to me is not an acceptable response because it is  
4 different, even if it is true. I didn't check it was  
5 true.

6 So the technical cases that I cited in my  
7 long letter, I think the eight-page one, shows that  
8 that attitude of complacency that if we need you know  
9 the sort of the way that concrete is normally designed  
10 with respect to the temperatures we consider, is  
11 already not the norm at the other federal agencies and  
12 institutions. So I found papers that came out Oak  
13 Ridge and out of the National Institute of Standards  
14 in Technology to illustrate this. Okay and I said I  
15 wanted to say that if you have trouble getting those,  
16 I can send you a copy.

17 The second thing regarding issue two about  
18 the large-scale test, there were several remarks that  
19 seemed either puzzled by the concerns or missed it  
20 because of the intuition that surely if the sun is  
21 shining on the physical model, wouldn't that be  
22 unhelpful in providing cooling. And I do understand  
23 that argument but it is first of all kind of  
24 complicated. But second of all, Westinghouse was  
25 always saying that their analysis using WGOthic which

**NEAL R. GROSS**

COURT REPORTERS AND TRANSCRIBERS  
1323 RHODE ISLAND AVE., N.W.  
WASHINGTON, D.C. 20005-3701

1 was validated by this test was that worst case was  
2 cold and if they counted in extra heat from the sun,  
3 it would help. So it is hard to see how you could  
4 accept what Westinghouse says the results of WGOETHIC  
5 is and yet have the intuition that sunlight is going  
6 to make evaporation worse. So I wanted to say that it  
7 shouldn't be dismissed on that basis.

8 I personally think that no generalizations  
9 about whether a certain increase or decrease in any  
10 single factor is going to reduce containment or not,  
11 I don't see how that can be made. And the reason is  
12 that -- So I don't make a statement either way because  
13 containment cooling involves humidity and other  
14 factors that affect conduction through the shell.  
15 Radiation is only one of the mechanisms.

16 So the thing is that if all you were doing  
17 was measuring temperature and if what you were doing  
18 is measuring temperature in the large-scale test, I  
19 mean, it is going to matter what the humidity is and  
20 what the sunlight is. If you have intense sunlight  
21 and low humidity, that is going to be very different  
22 from the case of no sunlight and high humidity, even  
23 if they are exactly the same temperature. That is why  
24 I don't see how you can really draw too much if all  
25 you have and I don't have access to the detail that

**NEAL R. GROSS**

COURT REPORTERS AND TRANSCRIBERS  
1323 RHODE ISLAND AVE., N.W.  
WASHINGTON, D.C. 20005-3701

1 you ACRS members do, but it looked like they were just  
2 measuring temperatures. I don't see how you can make  
3 any conclusions and correlate cases on the basis of  
4 temperature. And I think if you understand the review  
5 on the basis of heat transfer, you have to agree with  
6 that.

7           And so the problem I am wondering, and  
8 again I don't have access to the data, but just what  
9 people wrote in discussing how they applied it to  
10 WGOthic, but if what they have is just temperatures,  
11 then I would worry that the test is measuring the  
12 things that you need to make the inferences to cases  
13 that are not exactly like the actual large-scale test.

14           So what I said or meant to say is that if  
15 they are going to use the large-scale test to  
16 determine the coefficients of evaporative  
17 effectiveness then whether or not it is in the  
18 sunlight does need to be taken into account because  
19 into sunlight would aid evaporation. I hope by now no  
20 one considers that an objectionable statement.

21           Secondly, I point out the purpose of the  
22 large-scale test is limited to certain aspects of mass  
23 and heat transfer effects. And here I am going to  
24 quote from the FSER. I think it was stated at some  
25 point that Chapter 21, which is about the test and

**NEAL R. GROSS**

COURT REPORTERS AND TRANSCRIBERS  
1323 RHODE ISLAND AVE., N.W.  
WASHINGTON, D.C. 20005-3701

1 validation of the computer codes has not changed since  
2 the 2004 FSER and here is quote from that.

3 "The experimental large-scale test is  
4 designed to induce similar containment dome heat  
5 transfer processes and circulation stratification  
6 patterns. However, it is not meant to simulate  
7 specific AP600 accident scenarios. The large-scale  
8 test data is used to validate WGOthic computer code,  
9 which will be used to analyze the containment."

10 And I note that the main conclusion of the  
11 test is and I quote, "evaporation was the primary mode  
12 of heat removal from the outside of the vessel;  
13 approximately 75 percent of the total."

14 So it looks to me like the situation is  
15 this, that because the test, the large-scale test is  
16 not, and I guess the large-scale test did not separate  
17 out heat of solar radiation which was present in the  
18 large-scale test but will not be present in the AP1000  
19 leaded steel containment from the effects of ambient  
20 air temperature and humidity of air, we just don't  
21 know. And I don't know how you are going to figure  
22 out how to do that from the data if the data didn't  
23 include humidity and solar radiation.

24 Now you might say well let's run some  
25 WGOthic. Well you can't use WGOthic to answer that

**NEAL R. GROSS**

COURT REPORTERS AND TRANSCRIBERS  
1323 RHODE ISLAND AVE., N.W.  
WASHINGTON, D.C. 20005-3701



1 because that would be circular.

2 And the test data, I am just wondering if  
3 you have enough there if you didn't measure solar  
4 radiation. Now you might ask how do you measure solar  
5 radiation. And the way meteorologists do it is by  
6 using evaporation. They should have done that when  
7 they ran the LST if they were doing it outside. But  
8 I don't see any indication that they did. So I am  
9 wondering if the data isn't there, I don't know what  
10 you are going to do.

11 The test concluded that most dominant  
12 factor is cooling via evaporation but assumed it was  
13 the same whether the equipment was in the sun or in  
14 the dark. So it looks to me as though WGOthic uses  
15 coefficients for evaporative loss based on the test  
16 performed in the sun for which the data is not  
17 available on how much of the evaporation was due to  
18 the sun. So that is just conveying the problem.

19 So I have a lot more I could add but I am  
20 assuming that the time is limited. So let me just add  
21 one more thing. That why this has to get done before  
22 design cert is granted is because that is it. I don't  
23 think there are checks and balances until real nature  
24 comes along, the real challenge in nature would come  
25 along. And that is a concern, that there would be no

**NEAL R. GROSS**

COURT REPORTERS AND TRANSCRIBERS  
1323 RHODE ISLAND AVE., N.W.  
WASHINGTON, D.C. 20005-3701

1 check and balance on it, no check on it or checks of  
2 it until the real challenges comes in nature.

3 And why would I worry about this? Because  
4 as far as I know, the ITAACs are not going to check  
5 this error. And here is my worry, that they don't  
6 test for actual heat removal capabilities in the  
7 containment by this PCS, per se. The ITAAC criterion  
8 is whether or not certain system parameters like flow  
9 rates and so on, the flow rate of water being  
10 delivered over the steel containment dome and such  
11 things.

12 Now if you think about it, the claim of  
13 adequacy of heat removal from the containment, that is  
14 going to be based on this error. And it is really,  
15 really important in the AP1000 and 600 because unlike  
16 in any other operating plant, this is the ultimate  
17 heat sink. It means every other system performing  
18 post-accident heat removal, all it is doing is  
19 collecting the heat and then passing it on to the  
20 containment so that the passive containment can remove  
21 the heat.

22 So the validity of conclusions about the  
23 effectiveness of those systems in removing decay heat  
24 is going to be based on these calculations performed  
25 using WGOthic, too. And the WGOthic analysis

**NEAL R. GROSS**

COURT REPORTERS AND TRANSCRIBERS  
1323 RHODE ISLAND AVE., N.W.  
WASHINGTON, D.C. 20005-3701

1 calculations about evaporative heat losses are exactly  
2 what are in question by this error about forgetting  
3 about the sun.

4 And I am going to stop there due to time.

5 MEMBER RAY: Thank you. Yes, you've used  
6 the time and I think I would just say this to you.  
7 Can you hear me all right, Dr. Sterrett? Evidently we  
8 have been muted, although Dr. Sterrett hasn't been.  
9 So she is not able to hear us in response.

10 MEMBER BROWN: We were told the mute was  
11 on a little while ago.

12 MEMBER RAY: Yes, I know. Is there any  
13 way to un-mute it before she hangs up? Can you hear  
14 me Dr. Sterrett?

15 DR. STERRETT: I'm sorry. I can't hear  
16 anything. Is the connection good on your end? Can  
17 you hear me?

18 MEMBER RAY: Evidently we --

19 MEMBER BROWN: We are all nodding our  
20 heads.

21 MEMBER RAY: Our control room operator  
22 went for coffee or something.

23 DR. STERRETT: I can't hear anything.

24 MEMBER RAY: Dr. Sterrett, can you hear  
25 us? We will try one more time here.

**NEAL R. GROSS**

COURT REPORTERS AND TRANSCRIBERS  
1323 RHODE ISLAND AVE., N.W.  
WASHINGTON, D.C. 20005-3701

1           Okay, well having heard nothing then,  
2 Weidong, please get a hold of Dr. Sterrett. Tell her  
3 that we heard all of what she had to say and that we  
4 would ask her to -- and we appreciate her input very  
5 much -- to consult the transcript of the meeting today  
6 as well as the letter that we will ultimately write.  
7 And we believe we have received her input and included  
8 it in our deliberations accordingly.

9           So try and give her a call as quickly as  
10 you can. We did hear the mute set, as Charlie  
11 mentioned. And since it didn't mute her, we had to  
12 assume it was muting ourselves.

13           MR. HACKETT: Harold, it was apparently on  
14 her end. We have confirmed.

15           MEMBER RAY: That is very odd. We were  
16 able to hear her so she should be informed of that.

17           Okay. Well with that now that we had a  
18 last thing which was, let me just check with  
19 Westinghouse and see. Are you going to provide us  
20 those data that we were asking for, which would give  
21 us some visual sense of the effect of ambient  
22 temperature on containment peak pressure?

23           MR. CORLETTI: Yes, they are preparing a  
24 slide next door.

25           MEMBER RAY: All right.

1 MR. CORLETTI: Did you want to do that --

2 MEMBER RAY: So we will do that later,  
3 then if it is not ready now. Anything else you want,  
4 Eileen?

5 MS. MCKENNA: No, that's fine.

6 MEMBER RAY: Okay, back to you, Chairman.

7 CHAIRMAN ABDEL-KHALIK: All right. Thank  
8 you very much. At this time we are scheduled to take  
9 a 15-minute break. So we will reconvene at 20 minutes  
10 to 4:00.

11 (Whereupon, the foregoing proceeding went  
12 off the record at 3:24 p.m. and went back  
13 on the record at 3:38 p.m.)

14 CHAIRMAN ABDEL-KHALIK: We're back in  
15 session. At this time we will move to Item No. 5 on  
16 the agenda, Draft Final Revision 2 to Regulatory Guide  
17 1.115, "Protection Against Turbine Missiles." And  
18 John Stetkar will lead us through that discussion.

19 MEMBER-AT-LARGE STETKAR: Thank you, Mr.  
20 Chairman. And in the interest of time I'll make my  
21 remarks short.

22 This is for the Committee's information.  
23 Another of the reg. guides that have not been updated  
24 in quite a while, I think the last update to this one  
25 was in 1977. We heard from the Staff regarding a

**NEAL R. GROSS**

COURT REPORTERS AND TRANSCRIBERS  
1323 RHODE ISLAND AVE., N.W.  
WASHINGTON, D.C. 20005-3701

1 prior version of this update back on October 4, 2010.  
2 So luckily we made it under one year before we brought  
3 it to the Committee.

4 The Staff has made some changes to the  
5 reg. guide in response to some of our discussions  
6 during the Subcommittee meeting. And I think with  
7 that I'll turn it over to the Staff.

8 MR. LABINSKY: If I could, this is John  
9 Labinsky. I'm the Deputy Director of Component  
10 Integrity in NRR. And I would just like to do a brief  
11 introduction as well.

12 As stated, we are here to talk about the  
13 reg. guide on protection against turbine missiles. We  
14 appreciate the opportunity to address the full  
15 Committee today.

16 I'd like to start by saying this has been  
17 a collaborative effort over multiple offices and  
18 multiple divisions. Both NRR and NRO have been  
19 working on this update to the reg. guide.

20 As mentioned, we did have a Subcommittee  
21 meeting last October. We did revise the reg. guide in  
22 response to comments provided and questions during the  
23 Subcommittee meeting. Based on those changes, we also  
24 decided to reissue the reg. guide for public comment  
25 again. We had done that before the last meeting. So

**NEAL R. GROSS**

COURT REPORTERS AND TRANSCRIBERS  
1323 RHODE ISLAND AVE., N.W.  
WASHINGTON, D.C. 20005-3701

1 we did address changes in response to those public  
2 comments as well. Today we'll provide an overview of  
3 the proposed final reg. guide and how we addressed  
4 both the ACRS Subcommittee comments as well as any  
5 comments we received from the public.

6 So with that what I'd like to do is turn  
7 to our presenters today, Simon Sheng from Division of  
8 Component Integrity NRR, Steve Jones from the Division  
9 Safety Systems NRR and John Honcharik from our  
10 Division of Engineering in NRO.

11 Gentlemen.

12 MR. SHENG: Okay. Good afternoon. I am  
13 Simon Sheng of Division of Component Integrity NRR.  
14 And this is a presentation on the proposed RG 1.115  
15 entitled "Protection Against Turbine Missiles "  
16 summarizing the effort of Division of Component  
17 Integrity, Division of Safety Systems of NRR and  
18 Division of Engineering of NRO with comments from  
19 Division of Safety Systems and Risk Assessment of NRO.  
20 The second slide.

21 For completeness, we are going to go over  
22 the main subjects that we went through --

23 MEMBER-AT-LARGE STETKAR: We're a low  
24 budget operation. I have to run your own slides.

25 (Laughter.)

1 MR. SHENG: Yes. That we went through in  
2 the Subcommittee such as the GDC 4 requirements, the  
3 current NRC position on protection against the turbine  
4 missiles, the enhancements in the proposed RG 1.115  
5 and the rest. However, this time we are going to  
6 focus on the resolution of the Subcommittee's comments  
7 and the industry comments on the RG which incorporates  
8 the Subcommittee's comments. Next one.

9 And now let me summarize ACRS Subcommittee  
10 comments. The first is to clearly define the  
11 structure, system and components to be protected and  
12 then consider non-nuclear power plant experience,  
13 consider risk-informed approach, provide turbine  
14 missile risk goal for new reactors. And the fifth is  
15 clarify use of Table 1 in RG and the use of barriers  
16 in the RG. And the sixth, clarify when Table 1 in the  
17 RG is applicable. And the last one is expand RG to  
18 include detailed technical guidelines.

19 And except Item 5 and Item 6 which we have  
20 provided much better explanations in our RG, we don't  
21 think that it requires further discussion here. And  
22 each of the remaining items will be addressed this  
23 afternoon. Next one.

24 (Off the record comments.)

25 RG 1.115 is based on GDC 4 which requires

**NEAL R. GROSS**

COURT REPORTERS AND TRANSCRIBERS  
1323 RHODE ISLAND AVE., N.W.  
WASHINGTON, D.C. 20005-3701



1 structure, systems and components important to safety  
2 be appropriately protected against the effects of  
3 missiles.

4 And the current NRC -- Number five, okay.  
5 The current NRC position on protection against turbine  
6 missiles offers three options. The first one is by  
7 turbine orientation. And the second one is by control  
8 of turbine missile generation frequency. And the  
9 third is by missile barriers.

10 And the positions of using orientation and  
11 barriers were stated in RG 1.115 since 1977. However,  
12 the position of controlling turbine missile generation  
13 frequency was only stated in the Hope Creek SER of  
14 1986. In year 2007 when the NRC revised the entire  
15 SRP and we took the opportunity at that time to revise  
16 the SRP section on turbine missiles to include this  
17 position on missile generation frequency. Next one.

18 The objections of the proposed RG 1.115 is  
19 to assure that the turbine failure is a negligible  
20 contributor to risk. It makes the RG self-contained  
21 including all acceptable protection methods against  
22 turbine missiles and clarifies the structure, system  
23 and components to be protected from turbine missiles.

24 And ACRS comments wanted us to do even a  
25 better job in this area. Basically, the SSCs to be

**NEAL R. GROSS**

COURT REPORTERS AND TRANSCRIBERS  
1323 RHODE ISLAND AVE., N.W.  
WASHINGTON, D.C. 20005-3701

1 protected from turbine missiles includes safety  
2 shutdown functions, for example, like makeup water,  
3 heat sink and long-term decay heat removal. And also  
4 these SSCs excludes functions necessary only for other  
5 unlikely design basis events, for example, high-head  
6 safety injection and containment. And our objectives  
7 of the proposed RG 1.115 also include assesses  
8 operating experience since 1977.

9 MEMBER-AT-LARGE STETKAR: Simon, before  
10 you go to the next slide, I think we had some  
11 discussion at the Subcommittee meeting regarding as  
12 you mentioned a couple of bullets on this slide. And  
13 one I recognize you've clarified the scope of SSCs  
14 that need to be evaluated backing off from safety  
15 related to important to safety so that we capture the  
16 notion of non-safety equipment but important to risk  
17 elements for new reactors.

18 The first bullet is something we did  
19 indeed have some additional discussion. It says  
20 "Assure turbine failure is a negligible contributor to  
21 risk." Now the analyses require that we have  
22 confidence that damage to SSCs important to risk  
23 occurs at a frequency of less than  $10^{-7}$  per year.

24 MR. SHENG: Right.

25 MEMBER-AT-LARGE STETKAR: How does that

**NEAL R. GROSS**

COURT REPORTERS AND TRANSCRIBERS  
1323 RHODE ISLAND AVE., N.W.  
WASHINGTON, D.C. 20005-3701

1 specific numerical value for damage to SSCs important  
2 to risk give us assurance that that damage is a  
3 negligible contributor to overall risk when risk  
4 assessments for new reactors are publishing total core  
5 damage frequencies on the order of two or three times  
6  $10^{-8}$  for a factor of three to five lower than that  
7 screening criterion? So how do we have assurance  
8 that's negligible and negligible doesn't mean 10  
9 percent. It means a very small fraction.

10 MR. SHENG: Right. I see. We are going  
11 to address that in a later slide.

12 MEMBER-AT-LARGE STETKAR: Are you? Okay.  
13 Thanks.

14 MR. SHENG: Okay. Thank you. So next  
15 one.

16 This RG also reviews operating experience  
17 since 1977 which is a year that we published the first  
18 RG 1.115. And before the existence of NUREG-1275, it  
19 is safe as our effort in that area because that NUREG  
20 basically summarizes the operating experience before  
21 1995.

22 However, for after 1995, we reviewed the  
23 Licensee Event Reports (LERs) and International  
24 Incident Reporting System and INPO Significant Event  
25 Notifications and basically we wanted to see whether

**NEAL R. GROSS**

COURT REPORTERS AND TRANSCRIBERS  
1323 RHODE ISLAND AVE., N.W.  
WASHINGTON, D.C. 20005-3701

1 there are important precursors or any reports which we  
2 think is significant. So that we need to revise the  
3 current  $P_1$  and  $P_4$  criteria. And I'm going to define  
4 the  $P_1$  and  $P_4$  in the next slide.

5 MEMBER-AT-LARGE STETKAR: Before you do  
6 that, do you have any sense of the number of turbine  
7 operating years that are included in the dataset that  
8 you have on this slide here? Is it a 1,000 turbine  
9 operating years? Is it 10,000 turbine operating  
10 years? Is it 100,000? Is it a million?

11 MR. SHENG: Do you mean for the one that  
12 we went through, the LERs, and what's available in the  
13 system we did not have tabulated the number of reactor  
14 years?

15 MEMBER-AT-LARGE STETKAR: Okay. Well, in  
16 the U.S., if we have 100 units we accumulate given  
17 each unit has a couple of low pressure turbines or  
18 maybe three 200 to 300 turbine years per year.

19 MR. SHENG: Right.

20 MEMBER-AT-LARGE STETKAR: That ball park.

21 MR. SHENG: Okay.

22 MEMBER-AT-LARGE STETKAR: So since 1995 15  
23 years would give us a couple of thousand.

24 MR. JONES: NUREG-1275 included an  
25 assessment, you know, a rough estimate of about 1,000

**NEAL R. GROSS**

COURT REPORTERS AND TRANSCRIBERS  
1323 RHODE ISLAND AVE., N.W.  
WASHINGTON, D.C. 20005-3701

1 operating years before that time.

2 MEMBER-AT-LARGE STETKAR: But that was  
3 obviously conventional, primarily conventional, units.  
4 Right?

5 MR. JONES: No, that was nuclear.

6 MEMBER-AT-LARGE STETKAR: Those were only  
7 nuclear?

8 MR. JONES: Right.

9 MEMBER-AT-LARGE STETKAR: Okay.

10 MR. JONES: 1995 there were -- Some plants  
11 had operated for 20 years.

12 MEMBER-AT-LARGE STETKAR: Yes.

13 MR. JONES: Other plants only just a few  
14 years.

15 MR. SHENG: And I'm going to -- After the  
16 definitions of  $P_1$  and  $P_4$  we're going to present the  
17 results, the summary of our evaluation of, our  
18 surveying of, the operating experience.

19 First, let me define  $P_1$ ,  $P_3$  and  $P_4$ . When  
20 turbine missiles are controlled by limiting the  
21 turbine missile generation frequency the ultimate  
22 concern is the probability of failure of an essential  
23 system caused by turbine missiles. And we call it  $P_4$ .  
24 And basically  $P_4$  is equal to  $P_1$  times  $P_2$  times  $P_3$ .

25 And  $P_1$  is the probability of turbine

**NEAL R. GROSS**

COURT REPORTERS AND TRANSCRIBERS  
1323 RHODE ISLAND AVE., N.W.  
WASHINGTON, D.C. 20005-3701

1 missile generation which is the emphasis of the  
2 current NRC practice. And  $P_2$  is the probability of  
3 ejected missiles striking an essential system. And  $P_3$   
4 is the probability of the struck essential system  
5 losing its safety function. Next slide.

6 After this digression, let's refocus on  
7 the review of turbine operating experience and  
8 summarize our findings. And we found that an event in  
9 1997 which give the point estimate of  $1E^{-3}$  per turbine  
10 year for destructive turbine overspeed event. We also  
11 found that the turbine operating record has improved  
12 in general during the past 15 years.

13 However, from this, we also found that we  
14 have an unignorable number of events resulting in  
15 scrams, shutdowns and outage delays per year. But no  
16 major damage has occurred except a throwing of blades.  
17 And based on this summary, we conclude --

18 CHAIRMAN ABDEL-KHALIK: What does  
19 unignorable mean in this context?

20 MR. SHENG: Unignorable means that we have  
21 several events a year which will cause scrams,  
22 shutdowns and outage delays per year.

23 MEMBER CORRADINI: Are those overspeed  
24 events or?

25 MR. SHENG: No, that is debatable. You

**NEAL R. GROSS**

COURT REPORTERS AND TRANSCRIBERS  
1323 RHODE ISLAND AVE., N.W.  
WASHINGTON, D.C. 20005-3701

1 can say that these are precursors to overspeed. But  
2 you can also argue they are not.

3 MEMBER CORRADINI: Can you give me an  
4 example what you mean by a precursor to overspeed?

5 MR. SHENG: Precursor means that if --

6 MEMBER CORRADINI: I know what precursor  
7 means. But can you give me a specific example so I  
8 understand your point?

9 MR. SHENG: Okay. What I mean by  
10 precursor is that if all the mechanisms fail designed  
11 to function -- it failed. Supposedly failed, its  
12 function and the other situation go on without stop.  
13 Then eventually you would develop into an overspeed  
14 scenario.

15 MEMBER CORRADINI: So some kind of control  
16 function failed. But if you were to do a what it  
17 would have carried you to an overspeed event.

18 MR. SHENG: Right. But it means  
19 everything put in place works.

20 MEMBER CORRADINI: Okay.

21 MR. SHENG: That's why it didn't go from  
22 step one to step four.

23 MEMBER-AT-LARGE STETKAR: Simon, we had  
24 some discussion in the Subcommittee about these  
25 numbers and those sort of qualitative assertion that

**NEAL R. GROSS**

COURT REPORTERS AND TRANSCRIBERS  
1323 RHODE ISLAND AVE., N.W.  
WASHINGTON, D.C. 20005-3701

1 everything is improving and that we have documented  
2 experience to demonstrate that improvement. It's not  
3 clear to me that if we have some evidence in 1991 that  
4 the frequency might  $1E^{-3}$  or ten times higher than your  
5  $1E^{-4}$  limit. That primarily nuclear U.S. operating  
6 experience for the last 15 years gives us a lot of  
7 information to have confidence that that's somehow an  
8 absurd anomaly.

9 And there's a quote I keep hanging up on  
10 in the reg. guide itself. And I won't read the whole  
11 paragraph. I'll just excerpt this last sentence.

12 "Many destructive overspeed failures that occurred in  
13 recent years were caused by the failure of turbine  
14 steam valves to close and to stop the flow of steam  
15 even though a trip signal was generated."

16 And I don't care about the forensics. I  
17 care about the phrase "many destructive overspeed  
18 failures that occurred in recent years." That tells  
19 me that there is some operating experience of many  
20 destructive overspeed failures.

21 And I'm curious where the basis either for  
22 that statement which causes me some concern about this  
23  $10^{-3}$  or  $10^{-4}$  per year frequency. If you have evidence  
24 to support the phrase "many destructive overspeed  
25 tests that have occurred in recent years" I'm not sure

**NEAL R. GROSS**

COURT REPORTERS AND TRANSCRIBERS  
1323 RHODE ISLAND AVE., N.W.  
WASHINGTON, D.C. 20005-3701



1 how confident I am in these frequency estimates.

2 So I'm really at a quandary in terms  
3 resolving that phrase with this notion that "Well, we  
4 really haven't collected a lot of data, but we know  
5 things are getting better and 10<sup>-4</sup> is an okay  
6 frequency for us to target because that's sort of  
7 consistent with actual operating experience."

8 MR. SHENG: Okay. Thank you for quoting  
9 that sentence to me. Okay. Because in this round of  
10 effect we paid attention to your comments and we did  
11 not read RG very carefully about the language that you  
12 quoted. I believe that that quote probably was from  
13 the NUREG-12 --

14 MEMBER-AT-LARGE STETKAR: It doesn't make  
15 any difference where it's from.

16 MR. SHENG: I understand. I said it may  
17 be a direct copy from that NUREG 1275.

18 MEMBER-AT-LARGE STETKAR: It indeed is  
19 from the text of the reg. guide.

20 MR. SHENG: So basically that means it's  
21 prior to 1995. Yes. Because in recent years it  
22 implied in the last five or ten years.

23 MEMBER-AT-LARGE STETKAR: That's what got  
24 my attention.

25 MR. SHENG: Right. That wouldn't be

**NEAL R. GROSS**

COURT REPORTERS AND TRANSCRIBERS  
1323 RHODE ISLAND AVE., N.W.  
WASHINGTON, D.C. 20005-3701

1 appropriate. So I reexamine that the wording to make  
2 appropriate changes.

3 MEMBER-AT-LARGE STETKAR: Thanks. And it  
4 is something by the way that we discussed during the  
5 Subcommittee meeting because I'm if nothing else  
6 pretty good about keeping notes. And my notes from  
7 10/4/2010 note that I quoted the same quote at that  
8 Subcommittee meeting. So maybe you didn't read the  
9 transcript.

10 MR. SHENG: Yes. Sorry. When we put that  
11 summary together we missed your then notion.

12 MEMBER-AT-LARGE STETKAR: Okay. Thanks.

13 MR. SHENG: As I said, we're going to  
14 revisit that.

15 MEMBER-AT-LARGE STETKAR: The other -- Dr.  
16 Abdel-Khalik's term is unignorable is not a very  
17 quantitative term.

18 MR. SHENG: Yes. I believe there's a  
19 better word.

20 Okay. So let me keep going on our  
21 presentation. Continue our presentation. Let me make  
22 a note.

23 MEMBER-AT-LARGE STETKAR: It's in the  
24 section that talks about destructive overspeed  
25 analysis.

**NEAL R. GROSS**

COURT REPORTERS AND TRANSCRIBERS  
1323 RHODE ISLAND AVE., N.W.  
WASHINGTON, D.C. 20005-3701

1 MR. SHENG: Okay. And so based on our  
2 survey we conclude that we consider that the nuclear  
3 power plant experience only. But that's also the  
4 ACRS's comment to include the non-nuclear units.  
5 However, when we revisit this issue we found out that  
6 the nuclear operating practices, maintenance, testing  
7 and inspections changed after the Salem 2 event.  
8 That's a result that we don't believe that these  
9 changes made by nuclear utilities and nuclear power  
10 plant insurers and turbine manufacturers have been  
11 completely implemented by non-nuclear power plants who  
12 are not involved in the effort.

13 MEMBER-AT-LARGE STETKAR: What's the basis  
14 for that belief? Because I suspect that if I'm a  
15 large conventional power plant and I have 1,000  
16 megawatt electric turbine out there I suspect my  
17 insurance companies and my investors are pretty  
18 interested in keeping that large expense income-  
19 generating piece of equipment intact. And I might do  
20 everything in my power to try to make sure that it  
21 stays intact.

22 So it's not clear to me why there isn't  
23 the same attention placed on testing and maintenance  
24 of conventional plant turbines, large conventional  
25 plant turbines, as there is to the nuclear industry

**NEAL R. GROSS**

COURT REPORTERS AND TRANSCRIBERS  
1323 RHODE ISLAND AVE., N.W.  
WASHINGTON, D.C. 20005-3701

1 simply because we may have codified some requirements  
2 for testing.

3 MR. SHENG: Yes. As I said, our argument  
4 is that because the non-nuclear power plants were not  
5 involved in the joint effort by the utilities, NRC,  
6 insurers and the turbine manufacturer at that time.  
7 So they may implement -- I would say that they may  
8 have implemented something, some recommendation, by  
9 the turbine manufacturers.

10 However, those guidelines provided by the  
11 nuclear power plants insurers are strictly for nuclear  
12 power plants. Whether they also implement some  
13 recommendations to the non-nuclear power units are  
14 really hard to find.

15 MEMBER-AT-LARGE STETKAR: I guess the  
16 general question is you're discounting any operating  
17 experience from large conventional plants or any  
18 quantitative assessment of international nuclear  
19 operating experience based on the assertion that  
20 "Well, we have special rules in the United States. So  
21 therefore only our turbines under our rules are valid  
22 in our dataset."

23 MEMBER CORRADINI: I would expect that you  
24 have potentially a database of ten times more  
25 experience.

**NEAL R. GROSS**

COURT REPORTERS AND TRANSCRIBERS  
1323 RHODE ISLAND AVE., N.W.  
WASHINGTON, D.C. 20005-3701

1 MEMBER-AT-LARGE STETKAR: That's the whole  
2 point or more. Much more.

3 MEMBER CORRADINI: Conservatively.

4 MEMBER-AT-LARGE STETKAR: If I just take  
5 700 megawatt electric and above.

6 MEMBER BLEY: And from some of the people  
7 we've talked with and asked about their experience  
8 with the monoblock rotors, that sort of thing, they  
9 refer to very broad experience in the conventional  
10 power plants. That's where they started because of  
11 the expense. There's got to be a big --

12 MEMBER-AT-LARGE STETKAR: International.

13 MEMBER BLEY: Yes.

14 MEMBER-AT-LARGE STETKAR: Yes. That's  
15 right.

16 MR. HONCHARIK: Well, I guess. But there  
17 are those manufacturers that like you said are going  
18 to monoblock for the nuclear components. Basically  
19 they do have separate turbines for nuclear  
20 applications. They actually have separate  
21 classifications for nuclear turbines.

22 CHAIRMAN ABDEL-KHALIK: That's because we  
23 run on lousy steam. They have to design around it.

24 MEMBER-AT-LARGE STETKAR: But if you go  
25 back to the observation that I'll leave out the quote

**NEAL R. GROSS**

COURT REPORTERS AND TRANSCRIBERS  
1323 RHODE ISLAND AVE., N.W.  
WASHINGTON, D.C. 20005-3701

1 "many" that turbine destructive overspeed failures are  
2 due primarily to failures of steam stop valves to go  
3 closed and things like that. It may not be all that  
4 sensitive to monoblock rotors. I mean that's  
5 obviously an effect of the materials and things like  
6 that. But the reliability of the turbine protection  
7 trip steam shutoff systems which are primarily the  
8 contributors to the calculated  $1E^{-4}$  frequencies if you  
9 look at the analyses it may not be that sensitive to  
10 material property requirements for nuclear qualified  
11 steam turbines versus any other large steam turbine  
12 that the people are producing.

13 MR. HONCHARIK: Well, I think like Simon  
14 said that phrase about the many of the destructive  
15 overspeed I think that was from the original meaning  
16 previous to 1997. There were some destructive  
17 overspeeds caused by that.

18 MEMBER-AT-LARGE STETKAR: I'm aware of a  
19 destructive overspeed that happened in South Africa.  
20 When was it, Sam? Earlier this year or was it last  
21 year?

22 VICE CHAIRMAN ARMIJO: Within the last  
23 couple years.

24 MEMBER-AT-LARGE STETKAR: Within the last  
25 couple of years. Indeed the steam stop valves didn't

**NEAL R. GROSS**

COURT REPORTERS AND TRANSCRIBERS  
1323 RHODE ISLAND AVE., N.W.  
WASHINGTON, D.C. 20005-3701

1 go closed.

2 VICE CHAIRMAN ARMIJO: Yes.

3 MEMBER-AT-LARGE STETKAR: I don't know  
4 whether it was a monoblock rotor. But it probably  
5 didn't matter.

6 MEMBER SIEBER: Well, governor valves do  
7 close. They're independent, but they're slower by  
8 about a second which makes a big difference peak. At  
9 coal fire plants --

10 VICE CHAIRMAN ARMIJO: Is the issue here,  
11 John, that the population is needlessly restricted?

12 MEMBER-AT-LARGE STETKAR: The issue here  
13 is that there's a general acceptance that the  
14 frequency of destructive failures of turbines on the  
15 order of  $10^{-4}$  is acceptable and consistent with  
16 operating experience. And the assertion is that we  
17 have operating -- Despite the Salem event that was  
18 cited that we have operating experience that shows  
19 that that  $10^{-4}$  frequency is reasonable to use. It's  
20 sort of a fundamental precept of this entire notion of  
21 why we emphasize the frequency of turbine missile  
22 generation that  $P_1$  number in Simon's equation there as  
23 opposed to the integrated  $P_1$  times  $P_2$  times  $P_3$ .

24 Essentially all of the regulatory guidance  
25 is based on  $P_1$ .

**NEAL R. GROSS**

COURT REPORTERS AND TRANSCRIBERS  
1323 RHODE ISLAND AVE., N.W.  
WASHINGTON, D.C. 20005-3701

1 MR. SHENG: Up to now, right.

2 MEMBER-AT-LARGE STETKAR: Up to now. This  
3 allows some more flexibility which is an important  
4 extension of this revision.

5 So the reason is if there's evidence to  
6 support that notion that not only analyses but actual  
7 operating experience say that there's no reason to  
8 disbelieve something on the order of  $10^{-4}$  is  
9 reasonable, that's fine. If there's evidence for some  
10 reason to show that  $10^{-3}$  might be more reasonable that  
11 sort of throws into question a little bit of the  
12 difference and the emphasis in terms of the guidance  
13 and the level of detail of analysis that might be  
14 required to justify that nominal  $10^{-7}$  degree of  
15 assurance.

16 So that's the whole reason of trying to  
17 look at additional operating experience to give us  
18 confidence. Because looking at ten years of operating  
19 experience of just the U.S. nuclear industry only gets  
20 us a couple thousand turbine years, if that.

21 MR. JONES: But we do have evidence from  
22 the U.S. operating plant experience that they are  
23 better at testing the solenoid valves in particular  
24 that initiate the trip cycle. Also there are  
25 operating procedure requirements to periodically test

**NEAL R. GROSS**

COURT REPORTERS AND TRANSCRIBERS  
1323 RHODE ISLAND AVE., N.W.  
WASHINGTON, D.C. 20005-3701



1 the steam emission valves and cycle them that I don't  
2 think happen as frequently or nearly as frequently at  
3 fossil units.

4 MEMBER-AT-LARGE STETKAR: Yes, the one at  
5 South Africa came apart because they were doing the  
6 test. So you have to be a little bit careful about  
7 making assertions.

8 MR. JONES: During which tests? The  
9 overspeed protection system test?

10 MEMBER-AT-LARGE STETKAR: Apparently they  
11 were. I don't have all the details.

12 MR. JONES: Salem 2 is the same situation.

13 MEMBER-AT-LARGE STETKAR: Yes, that's  
14 right.

15 MR. JONES: Bypassing one trip to test the  
16 other in that circumstance.

17 MEMBER-AT-LARGE STETKAR: The whole point  
18 is not to microanalyze individual events. The point  
19 is to kind of probe these assertions about what is the  
20 operating experience, what do we learn from that. And  
21 if there are assertions that things are getting  
22 better, do we actually have quantitative evidence to  
23 sort of support that notion? Because  $10^{-4}$  is still a  
24 small number. And one or two events in 25 or 30 years  
25 might throw into question our confidence in that very

**NEAL R. GROSS**

COURT REPORTERS AND TRANSCRIBERS  
1323 RHODE ISLAND AVE., N.W.  
WASHINGTON, D.C. 20005-3701

1 small number.

2 MR. SHENG: Yes. As I said, we made a  
3 decision based on qualitative judgment. I think that  
4 regardless of whether you have nuclear unit or non-  
5 nuclear unit the intents of design and materials I  
6 think it would be reflected in both sides of the  
7 turbines.

8 However, the only thing that we emphasize  
9 that we didn't use a large database, but use a smaller  
10 database purely because we believe that there are lot  
11 of things which have been changed in the nuclear  
12 operating practices, maintenance, as I said, the  
13 testing frequencies and the requirement of the quality  
14 of the EHC oil and all these things and the  
15 inspections and all these things that we think that  
16 the nuclear units are better maintained. That's why  
17 we better use -- It is as I said based on qualitative  
18 judgment.

19 MEMBER-AT-LARGE STETKAR: Okay.

20 MR. SHENG: And based on that qualitative  
21 judgment that we think the operating experience is  
22 consistent with the turbine failure rate of  $1E-4$  per  
23 turbine year and also result we maintain the current  
24 criteria of  $P_1$  and  $P_4$ . We did not change it. We  
25 changed it slightly. I'm going to elaborate on later

**NEAL R. GROSS**

COURT REPORTERS AND TRANSCRIBERS  
1323 RHODE ISLAND AVE., N.W.  
WASHINGTON, D.C. 20005-3701

1 slides.

2 MR. JONES: Also I think it's important to  
3 point out what we're really saying is operating  
4 experience supports probabilistic type of analyses  
5 performed by the turbine vendors that estimate that  
6 turbine destructive overspeed frequencies are lower  
7 than that number.

8 MEMBER-AT-LARGE STETKAR: I can also turn  
9 that around and say limited operating experience does  
10 not refute those analyses.

11 MR. JONES: Right. That's a better way.

12 MR. SHENG: Now slide 11. Now let's shift  
13 gears to the risk-informed approach and this RG allows  
14 applications conforming to RG 1.174 be considered on  
15 a case-by-case basis and directly addressing ACRS  
16 Comment 3. So in the previous version of the RG, we  
17 kind of had an active tone about using the risk-  
18 informed approach. But considering your comments that  
19 we think we would like to entertain that the risk-  
20 informed approach.

21 However, one of your comments also said  
22 that whether the risk goal should be redefined for new  
23 reactors. And after a lot of internal debate and  
24 discussions and reviewing several revisions of the  
25 language finally we decide to say the risk goal is not

**NEAL R. GROSS**

COURT REPORTERS AND TRANSCRIBERS  
1323 RHODE ISLAND AVE., N.W.  
WASHINGTON, D.C. 20005-3701

1 defined for turbine missiles for new reactors.  
2 However, currently we'll use the SECY Paper 10-0121  
3 entitled "Modifying The Risk-Informed Regulatory  
4 Guidance for New Reactors" to compare to our review.

5 MEMBER-AT-LARGE STETKAR: I understand the  
6 rationale and that's hopefully as best as we can hope  
7 in the context of this reg. guide.

8 MR. SHENG: Yes. It's simply because I  
9 think the responsible branch did not want their hands  
10 to be tied. They wanted more freedom to do the  
11 review.

12 CHAIRMAN ABDEL-KHALIK: But just back to  
13 the point of nuclear experience versus fossil  
14 experience, do we have any idea how many turbine  
15 overspeed have occurred in fossil plants over the past  
16 ten years?

17 MR. SHENG: No. I did not do the  
18 investigation. So I did not know.

19 CHAIRMAN ABDEL-KHALIK: So you have no  
20 idea about whether the probability or the experience  
21 base for the fossil side of it is any different than  
22 the nuclear experience.

23 MR. SHENG: Right.

24 CHAIRMAN ABDEL-KHALIK: So I'm not sure  
25 why the argument that we should limit the database to

**NEAL R. GROSS**

COURT REPORTERS AND TRANSCRIBERS  
1323 RHODE ISLAND AVE., N.W.  
WASHINGTON, D.C. 20005-3701

1 only data from nuclear operations.

2 MR. SHENG: Yes. As I explained before,  
3 it's based on our qualitative --

4 CHAIRMAN ABDEL-KHALIK: It would seem to  
5 me that the investment protection on the part of the  
6 people in the fossil business would drive them towards  
7 equally high standards.

8 MR. SHENG: However if you do increase the  
9 testing frequency or maintain a certain quality of the  
10 control system that it would require money. For  
11 instance, like one nuclear unit, right, they even  
12 refused to adopt the insurer's recommendation after  
13 this Salem 2 event.

14 The nuclear operating -- nuclear insurance  
15 company issued guidance that says you have to follow.  
16 But one unit refused to follow and then paid higher  
17 premium because they think their system is fine.  
18 Certain, not all guidelines, guidelines.

19 So all I'm saying is that I do believe  
20 that once we issue so many guidelines. Right. And  
21 the nuclear units followed. And they don't follow  
22 them completely. So if the non-nuclear plants were  
23 not affording the effort and they will follow all  
24 these guidelines rigorously, that I just don't -- I  
25 find it hard to believe. That's why the reason that

**NEAL R. GROSS**

COURT REPORTERS AND TRANSCRIBERS  
1323 RHODE ISLAND AVE., N.W.  
WASHINGTON, D.C. 20005-3701

1 based on the quality assessment.

2 CHAIRMAN ABDEL-KHALIK: But absent data  
3 this is all conjecture.

4 MR. SHENG: I understand.

5 CHAIRMAN ABDEL-KHALIK: It is quite  
6 possible that when you actually collect the data  
7 you'll find that the failure rates are the same and  
8 maybe you're doing too much testing that is not  
9 necessary because it doesn't impact the failure rate.

10 MR. SHENG: Right.

11 MR. JONES: We do have earlier operating  
12 experience that did indicate problems with inadequate  
13 testing especially if the individual components were  
14 not individually tested. There was a problem missing  
15 existing failed components and then having a  
16 subsequent failure that resulted in negative impacts.  
17 And that contributed to the Salem 2 overspeed event.

18 So I think that particular piece of  
19 operating experience we know is infiltrated in the  
20 operating practices of the nuclear units. And that  
21 has a big effect on that. But I understand your point  
22 regarding fossil units may indicate we're --

23 MEMBER-AT-LARGE STETKAR: Or international  
24 nuclear units. I mean if the notion is that nuclear  
25 people do better on these things because they do

**NEAL R. GROSS**

COURT REPORTERS AND TRANSCRIBERS  
1323 RHODE ISLAND AVE., N.W.  
WASHINGTON, D.C. 20005-3701

1 better on these things --

2 MEMBER SIEBER: Safety culture issue.

3 MR. JONES: Right. A lot of that is.

4 MEMBER-AT-LARGE STETKAR: Anyway I think  
5 we talked about the frequency.

6 MEMBER SIEBER: There are differences  
7 between coal-fired and nuclear units. For example,  
8 coal-fired plants generally have two pole generators.  
9 So they turn at 3600 rpm compared to 1800 rpm per  
10 nuclear.

11 Nuclear units have longer blades. And  
12 that's because somebody said lousy steam. That lousy  
13 steam is the right answer to that. You've got to get  
14 every piece of horsepower out of it and the way to do  
15 is high moisture content on the tailend, large blades,  
16 do as much expansion as you can.

17 The performance records that I'm aware of  
18 are probably worse for fossil units at least in the  
19 companies that I've worked for in the past. And  
20 because the insurance company will make them do an  
21 overspeed check but there's multiple paths to get the  
22 trip and the one they paid most attention to was the  
23 moving slug in the trip. And so they would not test  
24 all the methods.

25 I think there's something to be learned

**NEAL R. GROSS**

COURT REPORTERS AND TRANSCRIBERS  
1323 RHODE ISLAND AVE., N.W.  
WASHINGTON, D.C. 20005-3701

1 from fossil units. But I'm not sure I would rely on  
2 their record. Just establish the probability of  
3 failure.

4 MEMBER-AT-LARGE STETKAR: Without  
5 speculating on what the data might show, I think that  
6 when you collect the operating record -- I mean we're  
7 hopefully not looking at 10,000 turbine failures. If  
8 you're looking at a couple of hundred failures and  
9 examine the root causes for them and I'm sure that  
10 that documentation is available because these types of  
11 events actually catch your interest and people are  
12 probably interested in looking at the causes. If you  
13 compare the causes of those to the designs and testing  
14 and maintenance that's performed on the nuclear units  
15 you might have justification to say "Well, that  
16 particular type of event is not applicable to a  
17 nuclear unit turbine for the following reasons." Or  
18 you might find that it might be applicable.

19 But until you actually have the operating  
20 experience in front of you and you can examine the  
21 event records, a lot of it is just speculation. It  
22 might be better. It might be worse. We just don't  
23 know. And if we're trying to predict numbers that  
24 were one in 100 that's a little bit different. We're  
25 trying to predict numbers that are a magnitude lower

**NEAL R. GROSS**

COURT REPORTERS AND TRANSCRIBERS  
1323 RHODE ISLAND AVE., N.W.  
WASHINGTON, D.C. 20005-3701



1 than one in 100.

2 MR. HONCHARIK: But I guess also I think  
3 -- I understand. Yes. To see whether or not some of  
4 the fossil plant failures can be applicable to  
5 nuclear. But also with the I guess to see whether or  
6 not the frequency is the same, that would need to have  
7 not only what the failures are but what the operating  
8 experience years and everything for each of the units.

9 MEMBER-AT-LARGE STETKAR: In many of these  
10 cases, the desire to be precise to six significant  
11 figures is less important than to be accurate to  
12 within an order of magnitude or so.

13 MR. HONCHARIK: Right.

14 MEMBER-AT-LARGE STETKAR: So having a  
15 precise estimate of the number of turbine operating  
16 hours might be less important than to say we took data  
17 from the following set of large units and we know  
18 roughly that each of those units has operated X number  
19 of years. That information should be readily  
20 available.

21 MR. HONCHARIK: That's if they haven't  
22 replaced rotor blades.

23 MEMBER-AT-LARGE STETKAR: Accuracy is  
24 good. Precision is not necessarily required for these  
25 types of -- After all, this is not a precise data

**NEAL R. GROSS**

COURT REPORTERS AND TRANSCRIBERS  
1323 RHODE ISLAND AVE., N.W.  
WASHINGTON, D.C. 20005-3701

1 assessment. It's an evaluation of operating  
2 experience to derive confidence that indeed these  $10^{-4}$   
3 numbers are not contrary to actual experience. And as  
4 you said people who do analyses calculate those  
5 numbers. But maybe they're missing something in their  
6 analysis also that they haven't thought about.

7 We've beaten the number I think to death  
8 here. Simon, I think you can go on.

9 MR. SHENG: Yes. Let's move onto slide 12  
10 and here I want to summarize the enhancements in the  
11 proposed RG 1.115. The first is that we provide the  
12 guidance for high-trajectory missiles. And then we  
13 define SSCs to be protected. We clarify the current  
14 NRC emphasis on  $P_1$  and permit the approach of  
15 considering  $P_1$ ,  $P_2$  and  $P_3$ . And we validate operating  
16 experience since 1977. Slide 13.

17 And in regards of provide high-trajectory  
18 missiles, we did -- Basically I think we can neglect  
19 this one. The only thing I want to mention is that in  
20 the equation you can see that the  $P_{10}$  which is the  
21 probability of overspeed protection system protection  
22 system failure. And this is a significant contributor  
23 to the entire  $P_1$ .

24 And the first  $P_{1p}$  which  $P_{1f}$  is the  
25 probability of disk failure based on Probabilistic

**NEAL R. GROSS**

COURT REPORTERS AND TRANSCRIBERS  
1323 RHODE ISLAND AVE., N.W.  
WASHINGTON, D.C. 20005-3701

1 Fracture Mechanics considering stress corrosion  
2 cracking. So you did all these kind of fancy analysis  
3 to a general number. But in the end your probably  
4 overspeed system failure really is a big number  
5 compared to that. They are comparable, but you can't  
6 ignore either of those.

7 MEMBER-AT-LARGE STETKAR: Simon, just one  
8 question about this regulatory position 2B does  
9 discuss high-trajectory missiles and in particular it  
10 says "As the preferred option for unfavorably oriented  
11 turbines limiting the turbine missile generation..."

12 MR. SHENG: Excuse me. You're talking  
13 about slide 14. Right?

14 MEMBER-AT-LARGE STETKAR: Yes. Okay. I'm  
15 sorry. I'll let you go to 14. I'm sorry. I didn't  
16 read far enough ahead.

17 MR. SHENG: Slide 14 that we clarified --  
18 Slide 14. Yes. We clarified the current emphasis on  
19  $P_1$  and we provide guidance for the favorably oriented  
20 turbines and for the low trajectory and high  
21 trajectory.

22 Mr. Stetkar, you can raise your question.

23 MEMBER-AT-LARGE STETKAR: I'm sorry for  
24 breaking in. I didn't read far enough ahead in the  
25 slides. The concern and I think we voiced this at the

**NEAL R. GROSS**

COURT REPORTERS AND TRANSCRIBERS  
1323 RHODE ISLAND AVE., N.W.  
WASHINGTON, D.C. 20005-3701

1 Subcommittee meeting is that the actual words say "As  
2 the preferred option for unfavorably oriented  
3 turbines," the lower part of your slide 14 here.

4 MR. SHENG: Okay.

5 MEMBER-AT-LARGE STETKAR: "Limiting the  
6 turbine missile generation frequency  $P_1$  for trajectory  
7 missile to a value of less than 1 times  $10^{-5}$  per  
8 year."

9 MR. SHENG: Right.

10 MEMBER-AT-LARGE STETKAR: "The evaluation  
11 for high-trajectory turbine missiles is not needed  
12 because the turbine missile generation frequency for  
13 low-trajectory missiles is bounding."

14 MR. SHENG: Right.

15 MEMBER-AT-LARGE STETKAR: And I think we  
16 raised the question of why is the turbine missile  
17 generation frequency for high-trajectory missiles  
18 different and bounded by the turbine missile  
19 generation frequency for low-trajectory missiles. The  
20 frequency  $P_1$  as you noted on the previous slide is  
21 driven primarily by failures of the overspeed system.  
22 So it's not --

23 MR. JONES: We shouldn't say bounding.  
24 It's more restrictive.

25 MEMBER-AT-LARGE STETKAR: It's -- I don't

**NEAL R. GROSS**

COURT REPORTERS AND TRANSCRIBERS  
1323 RHODE ISLAND AVE., N.W.  
WASHINGTON, D.C. 20005-3701

1 want to put words in your mouth. But I think during  
2 the Subcommittee meeting we had a discussion that said  
3 the combined likelihood of missile generation  
4 frequency times  $P_2$  times  $P_3$  may be bounded by the  
5 combination of those three factors for low-trajectory  
6 missiles.

7 MR. JONES: Right.

8 MEMBER-AT-LARGE STETKAR: And yet the  
9 guidance in the regulatory guide still focuses on  
10 simply a frequency argument which doesn't seem to make  
11 any sense. It seems that the frequency of high-  
12 trajectory missiles would be the same as the frequency  
13 of low-trajectory missiles. If I parse my turbine up  
14 into four equal circumferential segments or something  
15 like that, it might be a half if I don't care about  
16 missiles that go down through the main condenser.

17 But just to say that the frequency of the  
18 turbine missiles, you don't need to do it because  $P_1$   
19 for low-trajectory missiles bounds  $P_1$  for high-  
20 trajectory missiles doesn't seem the right notion.

21 MR. JONES: I think the intention is to  
22 say that that's a more limiting criterion for  
23 acceptability. And that's based in part on the  $P_2$   
24 portion of that.

25 MEMBER-AT-LARGE STETKAR: And I think in

**NEAL R. GROSS**

COURT REPORTERS AND TRANSCRIBERS  
1323 RHODE ISLAND AVE., N.W.  
WASHINGTON, D.C. 20005-3701

1 the sense that the last time that this reg. guide was  
2 updated was 34 years ago. Sometimes the intent of the  
3 justification is important to document because people  
4 will make inferences from the words. And if the  
5 intent is to say that the combined damage from high-  
6 trajectory missiles, there's reason to believe in some  
7 basis for that, is bounded by the low-trajectory  
8 missiles, then it would seem to make sense to  
9 elaborate a bit on that because otherwise people will  
10 just say that NRC accepts the fact that I don't need  
11 to look at high-trajectory missiles because I know for  
12 some reason the NRC says that the frequency is less.  
13 And it's not a strict ejection frequency argument.  
14 It's the overall damage.

15 MR. JONES: I guess there is a -- For a  
16 typical plant arrangement, there is a slightly lower  
17 number for high-trajectory missiles that could still  
18 land on the sight footprint compared to low-trajectory  
19 missiles. There's a lot broader band exit direction,  
20 if you will, that will hit or strike an essential  
21 component for a direct path as opposed to a lob.

22 MEMBER-AT-LARGE STETKAR: The product of  
23  $P_2$  times  $P_3$  is less.

24 MR. SHENG: Well,  $P_2$  I think particularly.

25 MR. JONES: Right.

**NEAL R. GROSS**

COURT REPORTERS AND TRANSCRIBERS  
1323 RHODE ISLAND AVE., N.W.  
WASHINGTON, D.C. 20005-3701

1 MR. SHENG: P<sub>2</sub> yes. I think the language  
2 is there. Okay. Maybe modified a little bit because  
3 when we say responding actually if you read it  
4 literally that means that we're talking about P<sub>1</sub> only.

5 MEMBER-AT-LARGE STETKAR: That's right.

6 MR. SHENG: But here the implication is  
7 that we are actually considering the P<sub>2</sub> of the high-  
8 trajectory missile and we did not say so clearly in  
9 our argument.

10 MEMBER-AT-LARGE STETKAR: That's right.  
11 That's the whole point of the comment.

12 MR. SHENG: Right.

13 MEMBER-AT-LARGE STETKAR: Because one of  
14 the -- The reason -- You know it sounds like a minor  
15 point. But the reason is to increase the notion that  
16 not only P<sub>1</sub> but P<sub>2</sub> and P<sub>3</sub> are factored into both  
17 regulatory, the scope of regulatory reviews and  
18 decisions that you might make about the potential risk  
19 from turbine missiles.

20 MR. SHENG: I made a note that we need to  
21 modify the language.

22 MEMBER-AT-LARGE STETKAR: This is a case  
23 where you're actually making arguments with regard to  
24 P<sub>2</sub> and P<sub>3</sub>.

25 MR. SHENG: Right.

**NEAL R. GROSS**

COURT REPORTERS AND TRANSCRIBERS  
1323 RHODE ISLAND AVE., N.W.  
WASHINGTON, D.C. 20005-3701

1 MEMBER-AT-LARGE STETKAR: P<sub>2</sub> let's say  
2 about why the staff believes it's not necessary to  
3 look at high-trajectory missiles in this case. It  
4 should be just elaborated a bit.

5 MR. SHENG: Yes. Your point is well-  
6 taken.

7 MEMBER-AT-LARGE STETKAR: Because it sort  
8 of fits the mold of where you're eventually going into  
9 something that you may get to in these slides.

10 MR. SHENG: Right. And we can go directly  
11 to slide 16. As I said, the current NRC approach is  
12 emphasis on P<sub>1</sub> and as a result all the plant-specific  
13 applications is focused on P<sub>1</sub>. But now that this RG  
14 actually permits the approach of considering P<sub>1</sub>, P<sub>2</sub>,  
15 and P<sub>3</sub>. So as long as your P<sub>1</sub> times P<sub>2</sub> and P<sub>3</sub> is less  
16 than 1E<sup>-7</sup> then we will consider it.

17 The features of these applications that we  
18 retain the RG 1.115 criterion of 1E<sup>-7</sup> for the  
19 probability of failure of an essential system caused  
20 by low-trajectory missiles. And by doing so, we also  
21 relax -- To address the point of your earlier comment,  
22 we relax the current P<sub>1</sub> criterion for an unfavorably  
23 oriented turbine from 1E-5 to 1E-4 when P<sub>2</sub> and P<sub>3</sub> are  
24 also considered. So basically I think if the  
25 applicant has a way to control the P<sub>2</sub> to a small

**NEAL R. GROSS**

COURT REPORTERS AND TRANSCRIBERS  
1323 RHODE ISLAND AVE., N.W.  
WASHINGTON, D.C. 20005-3701



1 number then we can relax a little bit on the  $P_1$ .

2 MEMBER-AT-LARGE STETKAR: And we had some  
3 discussion about this also in the Subcommittee  
4 meeting. If ultimately the criterion is a frequency  
5 of damage to risk important SSCs of less than  $1E^{-7}$  per  
6 year if I'm an applicant and I can provide an analysis  
7 that gives the staff reasonable assurance that the  
8 product of  $P_2$  times  $P_3$  is less than  $10^{-6}$  why do I also  
9 need a turbine missile ejection frequency that must be  
10 less than  $1E^{-4}$ ? In other words, why do the criteria  
11 that are imposed under this particular regulatory  
12 position 2C require both the product of the missile  
13 ejection frequency to be less than  $10^{-4}$  and the  
14 product of our ultimate protection frequency to be  
15 less than  $10^{-7}$ ? Why isn't it just a total less than  
16  $10^{-7}$  if I provide a detailed evaluation of my plant  
17 specific geometry and analyses to quantify  $P_2$  and  $P_3$   
18 rather than just taking the accepted regulatory  
19 guidance values for those two parameters?

20 MR. SHENG: Right. Theoretically you are  
21 correct. However I believe that even we do so, okay,  
22 the licensee probably will not do that because that  
23 means the turbine design according to the  $P_1$  or  $10^{-2}$ .  
24 That means their turbines is going to fail much more  
25 frequently. And it will cause a lot of cost on their

**NEAL R. GROSS**

COURT REPORTERS AND TRANSCRIBERS  
1323 RHODE ISLAND AVE., N.W.  
WASHINGTON, D.C. 20005-3701

1 side.

2 MEMBER-AT-LARGE STETKAR: Okay. But you  
3 know I take risk with my money. I got to Las Vegas.  
4 I invest my money. I lose it. That's my investment  
5 risk that is not risk to public health and safety from  
6 the damage to nuclear safety related equipment.

7 MR. SHENG: I understand.

8 MEMBER-AT-LARGE STETKAR: I would argue  
9 that if indeed that  $1E^{-4}$  addresses utility investment  
10 risk that's not something traditionally that the  
11 agency tries to regulate.

12 MR. SHENG: I understand that. As I said,  
13 we already -- In the second bullet basically we  
14 already increased the criteria by an order of  
15 magnitude. And we would like to see more as I said  
16 operating experience to get an even bigger number of  
17 the criteria for  $P_1$ .

18 But right now it's just how far we want to  
19 go at the moment. And as I said that if a licensee  
20 have a different approach using a very small  $P_1$  number  
21 at their own risk, then we'll consider that at that  
22 time.

23 MEMBER-AT-LARGE STETKAR: But when you say  
24 very small, you mean very large.

25 MR. SHENG: Yes, very large.

**NEAL R. GROSS**

COURT REPORTERS AND TRANSCRIBERS  
1323 RHODE ISLAND AVE., N.W.  
WASHINGTON, D.C. 20005-3701

1 MEMBER-AT-LARGE STETKAR: That still  
2 though in the regulatory guidance and in not only the  
3 text of position 2C but also the numerics in Table 1,  
4 it tells me as applicant or a licensee that you will  
5 not consider a  $P_1$  that is greater than  $1E^{-4}$  despite the  
6 fact that my product -- You allow me do a detailed  
7 analysis of the product  $P_2$  and  $P_3$ . But if I can show  
8 that that product is  $P_2$  times  $P_3$  is  $10^{-4}$  let's say.

9 MR. SHENG: Right.

10 MEMBER-AT-LARGE STETKAR: And I therefore  
11 can justify a  $P_1$  of  $10^{-3}$  you won't consider that.  
12 That's what the regulatory guidance says.

13 CHAIRMAN ABDEL-KHALIK: But doesn't  $P_1$  in  
14 and of itself impact worker safety?

15 MEMBER SHACK: Yeah, I mean I think  
16 there's a defense-in-depth argument here. We really  
17 don't like turbines coming apart.

18 MEMBER POWERS: Have you ever seen it  
19 happen, Bill? It's so much fun.

20 MEMBER-AT-LARGE STETKAR: We also don't  
21 like LOCAs, but we accept certain frequencies of core  
22 damage from LOCAs.

23 MEMBER SHACK: But it's a readily  
24 achievable goal by modern turbine standards. I think  
25 it would be criminal to relax it would be sort of my

**NEAL R. GROSS**

COURT REPORTERS AND TRANSCRIBERS  
1323 RHODE ISLAND AVE., N.W.  
WASHINGTON, D.C. 20005-3701

1 reaction.

2 MR. HONCHARIK: And I guess -- I wasn't  
3 here way back when they were doing these  $P_2 - P_3$ . But  
4 I think previous to the Hope Creek some were using  
5 that  $P_2 - P_3$  criteria and there are many different ways  
6 of doing it. There are very different opinions on the  
7 assumptions and such that there is such a wide  
8 spectrum that it was very difficult to handle. And I  
9 think that's why in '86 they went to  $P_1$  criteria.

10 I think that also needs to be taken into  
11 consideration of whether or not -- how reliable are  
12 those  $P_2 - P_3$  calculations.

13 MEMBER-AT-LARGE STETKAR: I think there  
14 are obviously differences of opinion. This is a  
15 change to the regulatory guidance. This says that the  
16 regulatory guidance now says the Staff will consider  
17 analyses that does a refined evaluation of  $P_2$  and  $P_3$ .  
18 But it very, very narrowly restricts that evaluation.

19 And regardless of the ability of a  
20 particular licensee to provide an analysis that gives  
21 the Staff assurance that their analysis of  $P_2$  and  $P_3$   
22 is reasonable that they've looked at all of the  
23 parameters and done a reasonable analysis, the  
24 question is should we presume -- Suppose they have the  
25 ability to do a perfect analysis and justify a  $P_2$

**NEAL R. GROSS**

COURT REPORTERS AND TRANSCRIBERS  
1323 RHODE ISLAND AVE., N.W.  
WASHINGTON, D.C. 20005-3701

1 times  $P_3$  product of  $2E^{-4}$ . So I could have a  $5E^3$ ,  $2E$  --  
2 I can't do the math in my head right now. But you get  
3 the notion that I could have a  $2E^{-4}$  turbine missile  
4 generation frequency. This says the Staff won't  
5 consider that even with a perfect analysis.

6 MR. SHENG: I think this --

7 MEMBER SHACK: That's what we call a  
8 hypothetical. Right?

9 MEMBER-AT-LARGE STETKAR: No. People --

10 MEMBER SHACK: Perfect analyses.

11 MEMBER-AT-LARGE STETKAR: Well, I'm not  
12 trying to presume. A particular licensee may not  
13 adopt this option because they may judge that it's too  
14 difficult to do an acceptable analysis of  $P_2$  times  $P_3$ .  
15 But that's their judgment.

16 And the question is if they want to try to  
17 do that analysis and get the Staff to accept it and  
18 believe by doing that analysis they could get a factor  
19 of relaxation in their  $P_1$  why ought they be restricted  
20 from trying that?

21 MR. LABINSKY: If I could address that to  
22 some extent. John Labinsky. As you said, the  
23 examples you brought up, I think you started with the  
24 Staff would not even address that or not even consider  
25 that. You know we are talking about reg. guide.

**NEAL R. GROSS**

COURT REPORTERS AND TRANSCRIBERS  
1323 RHODE ISLAND AVE., N.W.  
WASHINGTON, D.C. 20005-3701

1 Under the regulations, someone could come with an  
2 exemption that we wouldn't ever consider.

3 In this case, if someone were to come in  
4 under an extreme circumstance, we would look at this  
5 as our initial guidance in doing that review. We  
6 would look at the guidance that we've used for  
7 addressing P<sub>2</sub> and P<sub>3</sub> and doing that evaluation. And if  
8 we felt that it had the credibility and had the  
9 sophistication, we would consider that clearly on a  
10 case-by-case basis. And that would be the entire reg.  
11 guide. But we don't want to put out there that that's  
12 something that we would want people to get margin by  
13 looking at those numbers and trying to get away from  
14 E<sup>-4</sup> for the initial turbine failure.

15 Because again we do think having that  
16 defense-in-depth and the initial turbine failure  
17 being very low is important. So we do want to put out  
18 there that we believe that's our initial position. If  
19 someone can really prove that to us in P<sub>2</sub> and P<sub>3</sub> we  
20 would have to look at that on a case-by-case basis.  
21 But we've not -- I don't think we'd want to put that  
22 into the reg. guide at this point. Let someone else  
23 come and ask us that when the situation presents  
24 itself.

25 MR. SHENG: Thank you. Okay. Slide 17.

1           And I want to review the industry comments  
2           that basically the proposed RG considers the pathway  
3           for high trajectory missile, provide a way to do that.  
4           And robust rotor designs. New rotor designs within  
5           current regulatory process. Credit for existing  
6           structures as missiles barriers. Sites with multiple  
7           units. Applications -- Up to the above it can be  
8           reflected either in  $P_1$  or  $P_2$  calculation because this  
9           reg. guide allows them to do the complete approach of  
10          using  $P_1$ ,  $P_2$  and  $P_3$ . So you can reflect all this in  
11          your calculation.

12           And then also that by taking the  
13          Committee's comment we now entertain application  
14          conforming to RG 1.174 on a case-by-case basis and  
15          also that is also defended by the industry.

16           And another one that we made the  
17          commitment to make changes in SRP consistent with the  
18          changes we made in the reg. guide.

19           And the last one that we did not do  
20          because the industry wanted us to basically lower the  
21           $P_1$  as Mr. Stetkar just mentioned to make the criteria  
22          more generous. As I said, we think the current  
23          operating history is consistent with  $10^{-4}$  failure  
24          rate. So we did not revise RG in that regards.

25           So this is the set of the industry

**NEAL R. GROSS**

COURT REPORTERS AND TRANSCRIBERS  
1323 RHODE ISLAND AVE., N.W.  
WASHINGTON, D.C. 20005-3701

1 comments. However, the resolution resolved all that.  
2 It reflected the position we've taken the most recent  
3 RG incorporated in ACRS Committee's comments. Next  
4 slide.

5 It's the additional industry comments and  
6 soliciting comments again is required because the RG  
7 Revision incorporated ACRS comments which is rather  
8 significant. So we sent it out for additional  
9 comments with a shorter response time.

10 And the industry -- Most of the industry's  
11 comments involve definitions and wordings changes and  
12 we did it accordingly. And one of the comments is the  
13 review of risk-informed approach on a case-by-case  
14 basis to include generic application. And although  
15 the plant-specific, risk-informed approach is more  
16 practical, the Staff's consideration of a risk-  
17 informed approach on a case-by-case basis does not  
18 rule out generic application if the industry can find  
19 that to be very useful to plants.

20 MEMBER-AT-LARGE STETKAR: That came from  
21 one of the user groups. Right?

22 MR. SHENG: Right.

23 MEMBER-AT-LARGE STETKAR: They wanted to  
24 --

25 MR. SHENG: Basically from EPI.

**NEAL R. GROSS**

COURT REPORTERS AND TRANSCRIBERS  
1323 RHODE ISLAND AVE., N.W.  
WASHINGTON, D.C. 20005-3701



1 MEMBER-AT-LARGE STETKAR: Yes.

2 MR. SHENG: Okay. So I'm going to present  
3 you the slide 19 which is our conclusion. And the  
4 proposed RG 1.115 becomes self-contained, providing  
5 preferred and acceptable approaches and acceptance  
6 criteria against the low-trajectory missiles and high-  
7 trajectory missiles.

8 And the proposed RG 1.115 is consistent  
9 with the current criteria emphasizing  $P_1$ .

10 It also considers the approach using  $P_1$ ,  
11  $P_2$ , and  $P_3$ .

12 It considers risk-informed approach on a  
13 case-by-case basis.

14 It has considered 2010 and 2011 industry  
15 comments.

16 It has fully addressed the six of seven  
17 ACRS comments. And the one that we didn't do now is  
18 that we are considering how and when to explore the  
19 means to provide detailed technical guidelines in the  
20 RG. So we're considering it. And this concludes our  
21 presentation. Thank you.

22 MEMBER-AT-LARGE STETKAR: Thank you very  
23 much.

24 Any comments? Questions from other  
25 members?

1 MEMBER SKILLMAN: I do.

2 MEMBER-AT-LARGE STETKAR: Mr. Skillman.

3 MEMBER SKILLMAN: Yes. In the systems  
4 that are protected, fire protection is not listed.  
5 One can infer it's among the systems. But I ask why  
6 that doesn't show up in your revised reg. guide.  
7 Where is fire protection in your list here? You've  
8 got 16 items. You've got to do a lot of translation  
9 to find it in there and you really need to know what  
10 you're talking about in terms of the pumping in a  
11 plant. Where is it please? Your SSCs?

12 MR. JONES: It's not listed among the  
13 SSCs. They're required to be protected because it's  
14 not typically accredited for station shutdown. But I  
15 understand what you're getting at.

16 MEMBER SKILLMAN: Let me ask another  
17 question. In a PWR I could pretty much be sold on a  
18 change to  $P_1$ . I recognize on a B the turbine missile  
19 violates reactor coolant system boundary. And so the  
20 notion of going from  $10^{-5}$  to  $10^{-4}$  brings with it at  
21 least in my mind the same comment that William Shack  
22 had. It's almost unthinkable to reduce that number  
23 because at least in a B the turbine casing is part of  
24 your reactor coolant system pressure boundary.

25 If you have a slight leak, if you're

**NEAL R. GROSS**

COURT REPORTERS AND TRANSCRIBERS  
1323 RHODE ISLAND AVE., N.W.  
WASHINGTON, D.C. 20005-3701

1 running a couple of microcuries per cc of failed fuel,  
2 you now have a breather. You now have a release. So  
3 I'm wondering if the notion of allowing a reduction of  
4  $P_1$  is as prudent as one might think it is particularly  
5 for B and maybe the requirement for B may be different  
6 than for a pressurized water reactor.

7 And I'm a latecomer. Maybe all of this is  
8 processed information. I'm going to stop right here.  
9 Thank you.

10 MR. SHENG: We'll consider that.

11 MEMBER SKILLMAN: Thank you.

12 MEMBER-AT-LARGE STETKAR: Any other  
13 comments from Members? Questions?

14 (No verbal response.)

15 Are there any members of the public that  
16 have any comments or questions?

17 MR. DUBE: Don Dube, Office of New  
18 Reactors. John asked the question earlier of whether  
19 less than  $10^{-7}$  could be considered negligible for new  
20 reactors in light of the fact that some plants have  
21 internal events, core damage frequency, of the order  
22 of  $2 \times 10^{-8}$ . That is true, but when one adds up  
23 external events, low power shutdown and external  
24 events during low power shutdown even though the  
25 lowest plant which is the ESBWR is above  $10^{-7}$ . And

**NEAL R. GROSS**

COURT REPORTERS AND TRANSCRIBERS  
1323 RHODE ISLAND AVE., N.W.  
WASHINGTON, D.C. 20005-3701

1 that does not include seismic which everyone keeps  
2 reminding me is probably the dominant contributor.

3 And while no one has submitted an  
4 application yet where they have combine that seismic  
5 hazard curve with fragilities to estimate seismically  
6 induced core damage frequency, we have done some back  
7 of the envelope calculations which indicated it would  
8 be mid  $10^{-7}$  to mid  $10^{-6}$  range probably depending on the  
9 site.

10 So qualitatively I'd feel comfortable  
11 saying that if you could get the probability of damage  
12 to an essential system less than  $10^{-7}$  recognizing  
13 there is some reduction and margin to that from core  
14 damage it's pretty close to be negligible in my  
15 opinion.

16 MEMBER-AT-LARGE STETKAR: Thanks, Don.  
17 That helps put some perspective on those numbers.

18 Anything else? Anyone?

19 (No verbal response.)

20 If not, thank you all very much. I think  
21 it was a good presentation. We had a good discussion  
22 and I very, very appreciate all the effort you put  
23 into making the changes to the reg. guide since the  
24 Subcommittee meeting. It's been very responsive. I'm  
25 pretty happy with it.

**NEAL R. GROSS**

COURT REPORTERS AND TRANSCRIBERS  
1323 RHODE ISLAND AVE., N.W.  
WASHINGTON, D.C. 20005-3701

1           So thank you. And with that, Mr.  
2 Chairman, it's back to you with seven minutes to  
3 share.

4           CHAIRMAN ABDEL-KHALIK: Thank you. The  
5 next item on the agenda is preparation of ACRS  
6 reports. But before we get to that I think  
7 Westinghouse may be ready to present the answer to the  
8 question that was posed during the previous session.

9           MEMBER RAY: Now we did go next door and  
10 debate a little bit about what question we were  
11 asking. So let me tell you what I told them. I hope  
12 it's satisfactory. It is that we're looking to judge  
13 the sensitivity of containment pressure to whatever  
14 measure of air temperature we have. And that's an  
15 ambient temperature I expect. We'll see here in a  
16 second.

17           They do have, of course, a profile of the  
18 temperature through the wall of the structure. But  
19 that doesn't really go to the question of effect on  
20 peak pressure which we may be able to infer from the  
21 information they have for us.

22           CHAIRMAN ABDEL-KHALIK: Thank you.

23           MR. CORLETTI: And I think as Harold said  
24 we heard the questions and I think we're going to try  
25 to present two aspects of it.

**NEAL R. GROSS**

COURT REPORTERS AND TRANSCRIBERS  
1323 RHODE ISLAND AVE., N.W.  
WASHINGTON, D.C. 20005-3701

1           As we're preparing to get the slides up  
2 there, I think what we were hearing is what would be  
3 the effect of solar radiation or solar heat gain on  
4 the peak containment pressure analysis and we wanted  
5 to look at the effects of that effect of solar gain on  
6 the inlet air temperature. What might it be? So we  
7 looked at two aspects of how could that raise the air  
8 temperature.

9           One was we looked at the grating across  
10 the structure so that once the air had entered the  
11 shield building structure as it would travel down  
12 between the shield building all and the baffle.  
13 That's the first point.

14           And then the second point is we have done  
15 parametric studies. We have previously done  
16 parametric studies that just parametrically if the  
17 inlet air temperature is increased so many degrees  
18 what's the impact on the peak pressure.

19           The first slide you see there are the  
20 results from the calculations that we showed for our  
21 evaluation of solar gain. And for that what you see  
22 is when the temperature on the outside surface is 129  
23 -- 128.5 is the exact number -- the inside wall  
24 temperature because this is a transient effect does  
25 not increase. It's 0.001 the inside wall temperature

**NEAL R. GROSS**

COURT REPORTERS AND TRANSCRIBERS  
1323 RHODE ISLAND AVE., N.W.  
WASHINGTON, D.C. 20005-3701

1 increases.

2           So essentially there's no heat into the  
3 air flowing between the baffle and the shield building  
4 wall because effective solar radiation is serving to  
5 heat up the concrete. And it's not of a duration.  
6 It's not a steady state problem where you've developed  
7 a grating across that structure. So really this is  
8 showing you the temperature gradient across the  
9 structure, across the shield building wall, in that  
10 condition when it's 128.5 degrees. That was one  
11 aspect.

12           I'm going to turn it over to Rick now.  
13 He's going to basically try to put -- If you put that  
14 aside, if we just look at parametrically the air inlet  
15 temperature -- Should I pause there?

16           VICE CHAIRMAN ARMIJO: Can you just go  
17 back again?

18           MR. CORLETTI: Sure.

19           VICE CHAIRMAN ARMIJO: I want to look at  
20 that.

21           MR. CORLETTI: Do you want me to keep  
22 going?

23           MEMBER RAY: I'd really like you to do  
24 that. But, of course, if Sam has a question.

25           VICE CHAIRMAN ARMIJO: Yes. I just want

**NEAL R. GROSS**

COURT REPORTERS AND TRANSCRIBERS  
1323 RHODE ISLAND AVE., N.W.  
WASHINGTON, D.C. 20005-3701

1 to --

2 MEMBER RAY: I'm just afraid that we'll  
3 lose the parametric. But go ahead, Sam. Ask your  
4 question.

5 VICE CHAIRMAN ARMIJO: Just go back to  
6 that curve. I just want to make sure I understand it.  
7 You say that will be a steady state temperature  
8 gradient across the wall.

9 MR. CORLETTI: No.

10 MEMBER SHACK: It's the thermal history  
11 that you have for this. What temperature do you start  
12 with --

13 VICE CHAIRMAN ARMIJO: I'm having a hard  
14 time --

15 MEMBER SHACK: -- when you raised it to  
16 115?

17 MR. CORLETTI: I believe we start -- Go  
18 ahead, Tod.

19 MR. BAKER: I'm sorry. We started at 115  
20 degrees.

21 MR. CORLETTI: And then we turn on the  
22 sun.

23 MEMBER RAY: You turn on the sun and so it  
24 gets hotter on the outside.

25 MEMBER SHACK: Okay.

**NEAL R. GROSS**

COURT REPORTERS AND TRANSCRIBERS  
1323 RHODE ISLAND AVE., N.W.  
WASHINGTON, D.C. 20005-3701



1 MR. BAKER: We started it at a steady  
2 state of 115 degrees.

3 MEMBER SHACK: And then just let the sun  
4 shine.

5 MR. BAKER: And we added the sun. Yes.

6 MEMBER SHACK: And after 16 hours you get  
7 to this.

8 MR. BAKER: Right. The sun is moving  
9 around the building.

10 MR. CORLETTI: I think we said at 4:45  
11 p.m. was the maximum temperature in the west facing  
12 wall of the structure assuming the plant width is the  
13 way the plant is actually oriented.

14 VICE CHAIRMAN ARMIJO: Okay. I  
15 understand.

16 MR. OFSTUN: Can I ask a question? Did  
17 you guys run that for 24 hours and did you show the  
18 cooldown effect afterwards?

19 VICE CHAIRMAN ARMIJO: This is just taking  
20 it to the peak temperature. Right?

21 MR. OFSTUN: Yes.

22 VICE CHAIRMAN ARMIJO: And then you stop.

23 MR. OFSTUN: I just wanted to see if at  
24 the end.

25 MR. BAKER: We actually ran it for 24

**NEAL R. GROSS**

COURT REPORTERS AND TRANSCRIBERS  
1323 RHODE ISLAND AVE., N.W.  
WASHINGTON, D.C. 20005-3701

1 hours at an ambient temperature of 115 degrees and  
2 with the sun the way the sun would go.

3 MR. OFSTUN: Did it get back down to 115  
4 at the end of the day?

5 MR. BAKER: Roughly.

6 MR. OFSTUN: Okay.

7 VICE CHAIRMAN ARMIJO: Okay. I understand  
8 what the chart says.

9 MR. CORLETTI: So the next slide I think  
10 we're going to let Rick present is the parametrics.  
11 Set that aside. Parametrically if you increase the  
12 air inlet temperature what the impact might be.

13 MR. OFSTUN: Right. The first bullet here  
14 was what Mike just described that there's a very small  
15 amount of temperature rise on the inside surface of  
16 the shield.

17 MEMBER POWERS: How thick is that concrete  
18 wall again?

19 MR. OFSTUN: Three feet thick.

20 So we did just a rough estimate and  
21 assumed that the average incoming air temperature  
22 increase by three and a half degrees and we got that  
23 by just assuming that the sun was shining on one  
24 quadrant essentially full force and raised that  
25 quadrant to 129 degrees. And the other three were at

**NEAL R. GROSS**

COURT REPORTERS AND TRANSCRIBERS  
1323 RHODE ISLAND AVE., N.W.  
WASHINGTON, D.C. 20005-3701

1 115. And then the average air temperature going that  
2 could -- The maximum average air temperature that  
3 could go into the inlets would be 118.5 degrees. And  
4 that's how we came up with the 3.5 degree number.

5 MEMBER BROWN: That's the external air.

6 MR. OFSTUN: Yeah.

7 MEMBER BROWN: Before the air comes down  
8 and then up.

9 MR. OFSTUN: Yes.

10 MR. CORLETTI: There is no physics behind  
11 this.

12 MR. OFSTUN: No.

13 MEMBER RAY: They did what I asked them to  
14 do.

15 MR. CORLETTI: -- wrong, but we are  
16 conservative I think was his words to us. But if you  
17 assume that the air is traversing on the outside of  
18 the shield building --

19 MR. OFSTUN: Filling up.

20 MR. CORLETTI: It's filling up into the  
21 air intake. Picking up that energy and it reaches the  
22 same temperature as the plate. So basically one-  
23 fourth is going in at 129 and the other three-fourths  
24 is going at 115. They calculated it could be as much  
25 as a 3.5 degree rise.

**NEAL R. GROSS**

COURT REPORTERS AND TRANSCRIBERS  
1323 RHODE ISLAND AVE., N.W.  
WASHINGTON, D.C. 20005-3701

1 (Off the record discussion.)

2 MEMBER RAY: Yes, that's the point is  
3 what's the effect.

4 MR. OFSTUN: Yes.

5 MEMBER RAY: I don't know if this is a  
6 good idea or bad idea.

7 MR. OFSTUN: We have a sensitivity study  
8 that shows for a 10 degree increase in the ambient air  
9 temperature the containment peak pressure calculated  
10 went up by 0.05 psi. So if you consider a 3.5 degree  
11 increase in the ambient air temperature due to solar  
12 heating of the external surface and we're not even  
13 counting the cooling because as it goes down through  
14 the annulus it's going to cool off a little bit. And  
15 as it goes up it will heat up on the other side. But  
16 we came up with less than 0.02 psi for an increase in  
17 the containment pressure.

18 MEMBER SIEBER: Now does the sunshine have  
19 an effect on the temperature of the water in the tank?

20 VICE CHAIRMAN ARMIJO: It can be  
21 maintained at 40 degrees. Right?

22 MEMBER RAY: Yes. Again they assume the  
23 maximum allowable temperature by tech spec.

24 MR. OFSTUN: It is.

25 MEMBER SIEBER: Okay.

**NEAL R. GROSS**

COURT REPORTERS AND TRANSCRIBERS  
1323 RHODE ISLAND AVE., N.W.  
WASHINGTON, D.C. 20005-3701

1 MEMBER RAY: And if you assume that they  
2 can't measure it accurately because of the sun I  
3 suppose that would be a problem. But there is so much  
4 darn inertia in that water.

5 MEMBER SIEBER: Yes, there's a lot of  
6 water up there.

7 MR. CORLETTI: That's right.

8 MEMBER SIEBER: Probably a degree or two.

9 MEMBER RAY: Okay. Do you guys want to  
10 say more?

11 MR. CORLETTI: I think we're done.

12 MEMBER RAY: I think the point that at  
13 least I was trying to get them to make was what is the  
14 sensitivity to a variation in the ambient air  
15 temperature for whatever reason, a brushfire or the  
16 sun or whatever you want to think about.

17 CHAIRMAN ABDEL-KHALIK: And this  
18 parametric calculation is part of the record.

19 MEMBER RAY: It is now. It's going to be  
20 part of this record.

21 MR. CORLETTI: Yes. It was a calculation  
22 that we did as part of one --

23 MR. OFSTUN: It's part of count note.

24 MR. CORLETTI: A Westinghouse count note.  
25 But by putting it on the record here I think we've

**NEAL R. GROSS**

COURT REPORTERS AND TRANSCRIBERS  
1323 RHODE ISLAND AVE., N.W.  
WASHINGTON, D.C. 20005-3701

1 just -- But we do have a QA record of it back in  
2 Cranberry.

3 VICE CHAIRMAN ARMIJO: Was that  
4 calculation done specifically for this meeting or had  
5 that been done before?

6 MR. OFSTUN: Had been done years before.

7 VICE CHAIRMAN ARMIJO: Okay. Thank you.

8 MEMBER RAY: All right, Mr. Chairman.

9 CHAIRMAN ABDEL-KHALIK: Well, thank you.  
10 At this time, I guess we're going to move onto the  
11 next item on the agenda.

12 (Chorus of thank yous.)

13 The preparation of ACRS reports. But  
14 before we do that, let's take a ten minute break. And  
15 when we get back we will be off the record.

16 (Whereupon, at 5:01 p.m., the above-  
17 entitled matter was concluded to adjourn to closed  
18 session.)

19

20

21

22

23

24

25



# Near-Term Task Force Presentation

**Advisory Committee for Reactor Safeguards**

September 8, 2011

## **NRC Near-Term Task Force**

- **Leader**
  - Dr. Charles Miller
- **Members**
  - Amy Cubbage
  - Dan Dorman
  - Jack Grobe
  - Gary Holahan
  - Nathan Sanfilippo



## Near-Term Task Force Summary

- Similar sequence of events in the U.S. is unlikely
- Existing mitigation measures could reduce the likelihood of core damage and radiological releases
- No imminent risk from continued operation and licensing activities
- Safety enhancements recommended

# Summary of Recommendations

- 12 overarching recommendations
- Detailed recommendations support implementation
  - Policy Statement
  - Rulemakings
  - Orders
  - Staff actions
  - Long-term evaluation

## Focus Areas

- Regulatory framework
- Defense-in-depth philosophy
  - Protection from natural phenomena
  - Mitigation for long-term station blackout (SBO)
  - Emergency preparedness (EP)
- NRC programs

## Recommendation 1

Enhance NRC framework for  
regulating beyond design basis  
events and severe accidents

## Recommendation 2

Update seismic and flooding analysis  
and protect plants from these events

## Recommendation 3

### Long Term Evaluation Topic:

Evaluate potential enhancements to prevent or mitigate seismically induced fires and internal floods

## Recommendation 4

Strengthen coping for prolonged  
station blackout events

## Recommendation 5

Require reliable hardened vent designs in BWRs with Mark I and Mark II containments



## Recommendation 6

### Long Term Evaluation Topic:

Identify insights about hydrogen control and mitigation inside containment or in other buildings

## Recommendation 7

Enhance spent fuel pool instrumentation and makeup capability

## Recommendation 8

Strengthen and integrate onsite emergency response capabilities

- Emergency Operating Procedures (EOPs)
- Severe Accident Management Guidelines (SAMGs)
- Extensive Damage Mitigation Guidelines (EDMGs)

## Recommendation 9

Require that facility emergency plans address prolonged SBO and multiunit events

## Recommendation 10

### Long-Term Evaluation Topic:

Additional EP topics related to multiunit events and prolonged SBO

- Protective equipment for emergency responders
- Decisionmaker qualifications
- Command and control
- Emergency Response Data System (ERDs)

# Recommendation 11

## Long-Term Evaluation Topic:

### Additional emergency preparedness issues

- Offsite emergency response
- EP decisionmaking
- Radiation monitoring
- Public education on radiation safety and use of potassium iodide (KI)

## Recommendation 12

Strengthen regulatory oversight of licensee safety performance (ROP) by focusing more attention on defense-in-depth requirements

## Next Steps

### Commission SRM issued August 19, 2011 directed the staff to:

- Draft Charter for NRC’s longer term review (complete)
- Prepare 21-day notation vote paper identifying actions that can and should be initiated without unnecessary delay
- Prepare 45-day notation vote paper prioritizing Task Force Recommendations 2 through 12
- Prepare notation vote paper regarding Task Force Recommendation 1 (due in 18 months)





NUCLEAR ENERGY INSTITUTE

**Adrian P. Heymer**  
SENIOR DIRECTOR  
STRATEGIC PROGRAMS  
NUCLEAR GENERATION DIVISION

September 2, 2011

Ms. Cindy K. Bladey  
Chief, Rules, Announcements and Directives Branch  
U.S. Nuclear Regulatory Commission  
Washington, DC 20555-0001

**Subject:** Industry Comments on Proposed Near-Term NRC Actions Associated With the Fukushima Dai-Ichi Accident; Docket Number NRC-2011-0196

**Project Number: 689**

Dear Ms. Bladey,

The Nuclear Energy Institute<sup>1</sup> appreciates the opportunity to provide comments and input on the set of proposed near-term U.S. Nuclear Regulatory Commission (NRC) actions associated with the NRC report, *Recommendations for Enhancing Reactor Safety in the 21st Century, The Near-Term Task Force Review of Insights from the Fukushima Dai-ichi Accident*. This letter supplements the industry comments made in the NRC August 31, 2011 public meeting and reflects input provided by several industry working groups and the chief nuclear officers of all U.S. nuclear operating companies.

Detailed comments on each of the six main recommendations are provided in the attachment to this letter.

In addressing the NRC task force recommendations, we encourage the Commission to adopt a flexible, performance-based approach, especially in the area of beyond design bases activities, to allow for the variations in siting, geographical and geological locations, and plant designs.

The industry agrees that there are important lessons to be learned and implemented from the Fukushima accident. The industry has developed a strategic plan, *The Way Forward*, to coordinate and manage its response to the Fukushima crisis. The plan emphasizes the importance of maintaining high safety

---

<sup>1</sup> NEI is the organization responsible for establishing unified nuclear industry policy on matters affecting the nuclear energy industry, including the regulatory aspects of generic operational and technical issues. NEI's members include all utilities licensed to operate commercial nuclear power plants in the United States, nuclear plant designers, major architect/engineering firms, fuel fabrication facilities, materials licensees, and other organizations and individuals involved in the nuclear energy industry.

performance at the 104 operating reactors and covers the development and implementation of lessons learned from Fukushima, R&D and technical support, international cooperation and support, communications, emergency planning and preparedness, training, and regulatory interactions and response.

The industry will soon complete a provisional timeline that reconstructs the progression of events and accident conditions at Fukushima. Once the provisional timeline is completed, discussions with Tokyo Electric Power Company are necessary to resolve a number of open issues and questions before the industry completes its evaluations. Also, that information will be critical in determining the extent to which insights related to the events and conditions pertain to U.S. plants and the potential plant enhancements that should flow therefrom. There must be a reasoned determination that the correct lessons have been learned and that those lessons are appropriately linked to the causal factors of the Fukushima accidents.

The industry, the public and the NRC must have a common understanding of the events and rationale for the actions taken at Fukushima before the industry—as required by the NRC and on its own initiative—implements plant enhancements. To attain this objective, the industry is willing to discuss the timeline with NRC staff. This will provide additional confidence in the development and understanding of the bases for regulatory actions being required in response to the Fukushima accidents as well as the manner in which new requirements are to be satisfied.

The NRC task force concluded that a sequence of events like the Fukushima accident is unlikely to occur in the United States and that continued operation and continued licensing activities do not pose an imminent risk to public health and safety. A preliminary industry qualitative, risk-informed assessment of the six NRC recommendations under consideration reaches the same conclusion. As a result, we do not believe that orders are necessary at this time. To the extent the NRC seeks information from all licensees or seeks to elicit a response from all licensees on a significant issue, there are regulatory tools such as generic letters and bulletins that can achieve those objectives.

If the NRC determines that it is necessary to impose new requirements on a generic, industry-wide basis, the appropriate regulatory process is rulemaking. If necessary, such rulemakings could be expedited. In summary, we believe that the NRC and all stakeholders would benefit from the transparent and deliberative process mandated by the Administrative Procedure Act.

The near-term actions should be focused on those enhancements that generally may be attainable within 12 to 18 months and where additional clarifying information forthcoming from Fukushima will not negate earlier decisions.

Ms. Cindy K. Bladey  
September 2, 2011  
Page 3

To effectively implement the multi-unit staffing proposal in the NRC task force recommendation 9 concurrent with the existing EP rule change, the implementation schedule for the emergency response organization needs to be extended by one year to accommodate the staffing criteria.

The industry is committed to ensuring that the U.S. nuclear industry learns from and incorporates the lessons from the Fukushima accidents in a manner that will improve safety and plant performance so that the nuclear industry will continue provide additional benefit to the nation's environment and economy.

Sincerely,



Adrian Heymer

Attachment

- c: The Honorable Gregory B. Jaczko, Chairman, U.S. Nuclear Regulatory Commission
- The Honorable Kristine L. Svinicki, Commissioner, U.S. Nuclear Regulatory Commission
- The Honorable William D. Magwood, IV, Commissioner, U.S. Nuclear Regulatory Commission
- The Honorable George Apostolakis, Commissioner, U.S. Nuclear Regulatory Commission
- The Honorable William C. Ostendorff, Commissioner, U.S. Nuclear Regulatory Commission
- Mr. R. William Borchardt, Executive Director for Operations, U.S. Nuclear Regulatory Commission

## Comments on NRC Proposed Near-Term Recommendations from the Fukushima Dai-ichi Accident

### NRC Task Force Recommendation 2

*The Task Force recommends that the NRC require licensees to reevaluate and upgrade as necessary the design-basis seismic and flooding protection of SSCs for each operating reactor.*

The Task Force recommends that the Commission direct the following actions to ensure adequate protection from natural phenomena, consistent with the current state of knowledge and analytical methods. These should be undertaken to prevent fuel damage and to ensure containment and spent fuel pool integrity:

*2.1 Order licensees to reevaluate the seismic and flooding hazards at their sites against current NRC requirements and guidance, and if necessary, update the design basis and SSCs important to safety to protect against the updated hazards.*

*2.2 Initiate rulemaking to require licensees to confirm seismic hazards and flooding hazards every 10 years and address any new and significant information. If necessary, update the design basis for SSCs important to safety to protect against the updated hazards.*

*2.3. Order licensees to perform seismic and flood protection walk-downs to identify and address plant-specific vulnerabilities and verify the adequacy of monitoring and maintenance for protection features such as watertight barriers and seals in the interim period until longer term actions are completed to update the design basis for external events.*

### NEI Comments and Input

The industry believes the initial focus should be on conducting walk-downs (Recommendation 2.3) to confirm that the plant is protected against the design bases flood and seismic events. The other recommendations are longer-term actions.

#### *Walk-downs*

Seismic: The industry proposes that a sample set of walk-downs should be conducted in accordance with procedures covering the walk-down criteria and validation against the design bases. In addition, a process for selecting the sample set of systems, structures and components should be developed together with criteria for determining when the sample should be expanded, if circumstances dictate. Regulatory interactions and endorsement of the walk-down criteria should occur prior to conducting the walk-downs to ensure that there is a common understanding on the approach and criteria. It should be recognized that additional

time should be allowed for completing the seismic walk-downs because some safety-related structures, systems and components may be accessible only during shutdown conditions.

External flooding: A similar approach to the seismic walk-downs would be employed except there would be no need to use a sampling methodology. As with the seismic walk-downs, regulatory interactions should occur in advance to reach a common understanding on the approach and acceptance criteria prior to commencing the activity.

*Ten-Year Update of Seismic and Flooding Hazards*

NEI believes that a process should be developed for identifying and assessing new and significant information as it emerges rather than wait 10 years. Such an approach would be consistent with how the NRC and the industry manage other new information. The industry recommends a three-phase process approach:

1. Identification of pertinent information that is of sufficient significance to warrant assessment.
2. Assessment to determine whether the information would impact the hazard.
3. A process for updating the hazard and determining whether changes are needed. The update would be performed against current regulatory requirements and standards based on the new assumptions and information. For example, if the original design bases standard was a 500-year flood, the update would be based on the 500-year flood, but the impact of an increased downstream levy height would be evaluated. Similarly, if the Corps of Engineers changed the height of the 500-year flood standard based on updated or new meteorology information, the impact on the plant would be evaluated against the new 500-year flood, even though a new plant may be evaluated against a 750-year flood.

*Re-evaluation of Seismic and Flooding Hazard*

Re-evaluations of the seismic and flooding hazard are longer-term activities and should be considered as part of the NRC long-term activities.

For seismic, we believe GI-199 and any follow-on activities and changes would address this aspect of recommendation 2.1.

For flooding, once a process for assessing new and significant pertinent information has been developed and the walk-downs have been completed, along with actions to fix any identified deficiencies, an evaluation on whether the flooding hazard has changed and its impact on the plant can be evaluated.

Industry Near-term Recommendation

*External Flooding Walk-downs*

- *In response to a §50.54(f) letter, a licensee would develop procedures, including acceptance criteria for conducting external flood protection walk-downs and obtain NRC concurrence regarding the acceptability of the walk-down criteria.*

*Conduct the walk-downs and validate the results against the existing design basis and report the results to the NRC within 120 days of NRC approval of the walk-down criteria.*

*Seismic Walk-downs*

- *In response to a §50.54(f) letter a licensee would develop procedures, including acceptance criteria for conducting a sample set of seismic walk-downs on safety-related systems, structures and components. Obtain a NRC concurrence regarding the approach, including the acceptability of the walk-down criteria and mechanism for expanding the scope of the structures, systems and components to be walked down if deficiencies are identified.*

*Conduct seismic walk-downs for a sample set of critical safety-related systems, structures and components and verify against the seismic design bases. For areas that are inaccessible because of power operations, the walk-downs will be conducted at the first opportunity. Results will be reported to the NRC within 90 days of the end refueling outage of the first complete operating cycle following the issuance of the regulatory vehicle.*

*External Flooding and Seismic Hazard Update (Long-Term Activity)*

- *Initiate rulemaking to require licensees to confirm seismic hazards and flooding hazards as new and significant information is identified. If necessary, update the design basis to protect safety-related structures, systems and components against the updated hazards.*

NOTE: We do not believe there is sufficient information or understanding to be able to establish acceptance and implementation criteria for an order or proceed with implementation to enable completion within a period of time normally associated with an order.

**NRC Task Force Recommendation 4**

*4.1 Initiate rulemaking to revise 10 CFR 50.63 to require each operating and new reactor licensee to:*

- (1) *establish a minimum coping time of 8 hours for a loss of all ac power,*
- (2) *establish the equipment, procedures, and training necessary to implement an "extended loss of all ac" coping time of 72 hours for core and spent fuel pool*

*cooling and for reactor coolant system and primary containment integrity as needed, and*

- (3) *preplan and pre-stage offsite resources to support uninterrupted core and spent fuel pool cooling, and reactor coolant system and containment integrity as needed, including the ability to deliver the equipment to the site in the time period allowed for extended coping, under conditions involving significant degradation of offsite transportation infrastructure associated with significant natural disasters.*

*4.2 Order licensees to provide reasonable protection for equipment currently provided pursuant to 10 CFR 50.54(hh)(2) from the effects of design-basis external events and to add equipment as needed to address multiunit events while other requirements are being revised and implemented.*

## NEI Comments and Input

### *Revision to 50.63*

The industry agrees that rulemaking is the correct process for implementing enhancements that would enable plants to better mitigate and manage an extended and complete loss of AC power event. There would be benefit in an advanced notice of proposed rulemaking to frame the scope and objectives of the rule. In addition, key aspects of coping time and access to offsite resources should be considered. We believe that such an initial step would help to focus stakeholder comments and provide for a more efficient overall implementation of recommendation 4.1.

The nature of challenges to AC power supplies by natural phenomena are plant- and site-specific. For example, external flooding progresses very differently at a river or lake site versus a site that has a significant tsunami hazard. Therefore, the identification of appropriate short- and long-term coping strategies can vary from site to site. The approach must assure a degree of flexibility to accommodate the variations in site configuration, features and hazards.

The basis for the proposed 72-hour additional coping is unclear. The barriers to logistic offsite support during an emergency vary depending on location, local geography and transportation infrastructure, the hazard and the extent of the natural phenomena impact on the local and surrounding counties. For some plants assistance and reliable AC generation may be able to be supplied within 24 or 48 hours, at other sites, under different circumstances it may be longer. Thus, the approach must assure a degree of flexibility in the implementation to accommodate varying extended coping time durations for a complete loss of AC power.

Rulemaking is a long-term activity and should be included under the NRC long-term Fukushima activities.

*Multi-Unit §50.54(hh) Requirements*

We agree that pre-staging additional contingency equipment to meet §50.54(hh)(2) requirements for multi-unit sites would be appropriate. The exact composition of the extra equipment at or near the site complemented by additional offsite equipment at pre-staged areas needs to be determined. It is important to note that the wide diversity of unit configurations, geographic locations, varying risks of natural hazards of different types, etc. make this analysis complex. A series of regional public meetings in preparation of the advanced notice of proposed rulemaking could be beneficial and would assure that the rulemaking is correctly framed.

The industry is evaluating the role that regional support centers could play in these situations. Such centers would house contingency equipment, especially for slow, evolving events. Prior to requiring a definitive site-specific solution to the 50.54(hh)(2) equipment, the strategies for use of pre-staged equipment at regional support centers should be established in the implementing guidance for the final rule. Distance from the site, accessibility under external events, and site-mitigation strategies that are, in part, dependent on location and proximity of amenities. Other support infrastructure are variables that need to be addressed before reaching a final conclusion on the additional equipment to be procured and the location of such equipment. We note that other countries are evaluating this approach.

Any requirement to require protection of the contingency equipment against natural phenomena events should allow for flexibility in implementation to achieve the objective. In view of the beyond design bases scenarios that are central to the events under consideration, the specifications for the protection criteria should be based on commercial standards and not the traditional nuclear special treatment specifications. In addition, depending on the site geography, natural phenomena hazards and transportation infrastructure, protection could be afforded by locating more than the minimal set of equipment at various locations on or offsite at a location where it would still be possible to commission the equipment in the timeframe required by the §50.54(hh) requirements. Diversity of location and possibly redundancy could be just as effective as housing the equipment in Category 1 structures to ensure the availability of equipment.

In the interim, until the issues described above are resolved and the equipment is in place, the industry believes that short-term actions could be taken to ensure that adequate equipment is in place to support the contingency needs for each unit, and that the equipment has adequate protection and accessibility.

At this time, we do not believe that there is sufficient knowledge to define the implementation criteria that would be required to accompany an order for the additional §50.54(hh) equipment and protection requirements. We believe a bulletin requesting information on how sites would address the multi-unit contingency equipment issue would be more appropriate. The industry is



willing to work on implementing guidance in parallel with a rulemaking amendment to achieve the objective of recommendation 4.2 in the optimum time.

*New Plants*

The NRC task force recommendations recognize the advances of new plant designs. Yet the task force report states that COL applicants would have to address prestaging of any needed equipment for beyond 72 hours, and ITAAC should be established to confirm effective implementation of minimum and extended coping, as described in the recommendation. It is not necessary for prestaging to be addressed in COLs, including those for Vogtle 3/4 and Summer 2/3, for which the NRC staff has completed its technical review. There is no basis for requiring ESBWR or AP1000 COL applicants to adhere to a different coping strategy than existing plants.

Part 52 change processes and other regulatory vehicles exist and should be used for ensuring that new plant licensees comply with coping, prestaging or other new requirements. These matters may be addressed after design certifications or COLs are issued. ITAAC should not be the regulatory vehicle for adjusting the licensing basis.

Industry Near-Term Recommendations

- *In response to a NRC bulletin, procure additional equipment, as determined from site specific evaluations, sufficient to meet §50.54 (hh)(2) requirements for each unit at a nuclear power plant and protect it from natural hazards using commercial standards and taking into account the use of regional or offsite support locations, as circumstances allow and justify.*

Long-Term Activities

- *Pursue an advanced notice of proposed rulemaking (ANPR) to revise §50.63 as a first step to define the scope and key objectives of the revision and to obtain stakeholder input on considerations necessary to address coping time, and offsite resources access before crafting a proposed rule and developing its implementing guidance.*
- *If necessary, amend, through rulemaking, the regulatory §50.54(hh) requirement based on the final implementation plans.*

**NRC Task Force Recommendation 5**

*The Task Force recommends requiring reliable hardened vent designs in BWR facilities with Mark I and Mark II containments.*

The Task Force recommends that the Commission direct the staff to take the following actions to ensure the effectiveness of hardened vents:

*5.1 Order licensees to include a reliable hardened vent in BWR Mark I and Mark II containments.*

- *This order should include performance objectives for the design of hardened vents to ensure reliable operation and ease of use (both opening and closing) during a prolonged SBO.*

*5.2 Reevaluate the need for hardened vents for other containment designs, considering the insights from the Fukushima accident. Depending on the outcome of the reevaluation, appropriate regulatory action should be taken for any containment designs requiring hardened vents.”*

### NEI Comments and Input

The industry agrees that accessibility of BWR containment hardened vent valves and the ability to manually operate these valves under a loss of AC power condition need to be assessed.

#### *BWR Mark I Plants*

One of the conclusions from the industry reconstruction activities of the Fukushima events is that there are a number of open issues and questions surrounding the containment venting operation at Fukushima Dai-ichi. At this time, action and evaluation of hardened containment vent valve operation beyond a determination of accessibility and ability to operate hardened containment vent valves under loss of AC power conditions should be reserved until more information is known and confirmed about the venting operations at Fukushima.

#### *BWR Mark II Plants*

Under NRC Generic Letter 88-20, Supplement 3, BWR Mark II licensees were requested to consider the use of hardened vents in assessing heat-removal capabilities during severe accidents. As a result of these evaluations, BWR Mark II plants should not be required to re-evaluate containment heat removal capabilities until there is more confidence and knowledge of the venting operations at Fukushima Dai-ichi. At that time, the industry and NRC staff will be better positioned to reach a determination on whether additional BWR Mark II heat-removal evaluations are necessary.

#### *Other Containment Structures*

For other nuclear power plant containment structures, no additional evaluations should be performed until there is more definitive information on the Fukushima events that is applicable and relevant to these other containment structures. Once this information is available, probably towards the end of the year, a determination can be made on whether evaluations and modifications are necessary.

Industry Near-Term Recommendations

- *Issue a §50.54(f) letter to require licensees to review plant procedures and guidelines for operating existing BWR Mk I hardened vent valves and evaluate the accessibility for operation of these valves in accordance with existing design commitments assuming no AC power is available and to report the results to the NRC within 90 days of completion of the next refueling outage that starts after 1 January 2012.*

*If improvements to assure accessibility are determined to be necessary they would be implemented consistent with operational schedules and as a separate activity.*

**NRC Near-Term Task Force Recommendation 7**

NRC Task Force Recommendation

*The Task Force recommends enhancing spent fuel pool makeup capability and instrumentation for the spent fuel pool.*

The Task Force recommends that the Commission direct the staff to do the following:

*7.1 Order licensees to provide sufficient safety-related instrumentation, able to withstand design-basis natural phenomena, to monitor key spent fuel pool parameters (i.e., water level, temperature, and area radiation levels) from the control room.*

*7.2 Order licensees to provide safety-related ac electrical power for the spent fuel pool makeup system.*

*7.3 Order licensees to revise their technical specifications to address requirements to have one train of onsite emergency electrical power operable for spent fuel pool makeup and spent fuel pool instrumentation when there is irradiated fuel in the spent fuel pool, regardless of the operational mode of the reactor.*

*7.4 Order licensees to have an installed seismically qualified means to spray water into the spent fuel pools, including an easily accessible connection to supply the water (e.g., using a portable pump or pumper truck) at grade outside the building.*

*7.5 Initiate rulemaking or licensing activities or both to require the actions related to the spent fuel pool described in detailed recommendations 7.1–7.4.”*

NEI Comments and Input

The events surrounding the Fukushima Dai-ichi spent fuel pools are a good example of where facts discovered later have invalidated earlier conclusions. There was early speculation that there had been a spent fuel pool accident. Now, with the benefit of visual inspections and

samples from the four affected spent fuel pools, it is evident that the spent fuel rods did not experience significant failure.

The accidents at Fukushima demonstrated that spent fuel pools are robust, with a thermal inertia that provides time to plan and execute appropriate mitigation measures, allowing the early operator focus to be on stabilizing the reactor and achieving a safe reactor condition. Even so, the industry is taking proactive actions that include assuring that operators and the site emergency response team are aware of the estimated time for the spent fuel pools to reach 200F, following a loss of spent fuel pool cooling with a starting temperature that is normally around 90F.

The industry recognizes that there is a benefit to remote monitoring of the spent fuel pool during the accident conditions to assure that operator attention and plant resources are not diverted from higher priority and more safety-significant activities. The industry agrees that there should be a process for remotely monitoring the temperature and water level in the spent fuel pools. The power supplies for the monitoring equipment do not need to be safety related based on the thermal inertia and the time taken to reach a point of extensive evaporation.

We note that the events at Fukushima would not have benefited from safety-related power supplies. Safety-related requirements would not have changed the situation. We believe that diversity would appear to be a more important attribute. The proposal for a hardened seismically-qualified fuel pool spray line capable of being supplied from portable pumps outside of the reactor or fuel pool building would add diversity to spent fuel pool cooling capability. Such a requirement would support the use of non-safety-related power supplies for fuel pool cooling and instrumentation considering the slow evolution of a spent fuel cooling event.

There are numerous spent fuel pool configurations. As a result, we believe that the commission should allow for a flexible, performance-based approach for spent fuel pool monitoring. The requirements should define what is to be achieved, leaving the industry to define in general guidance the implementation options based on plant configuration and needs.

The low probability of a fuel pool severe accident and the slow progression of an event that would lead to a severe spent fuel pool accident do not warrant the imposition of an order. There is significant time to adjust, plan and implement mitigation measures based on the events at Fukushima and recent and unusual loss of spent fuel pool cooling events in U.S. plants.

#### Industry Near-Term Recommendations

*Issue a Generic Letter Identify and evaluate the instrumentation and equipment needed to monitor spent fuel level and temperature throughout an extended loss of AC power event that includes depletion of DC battery power.*

*Attain a common understanding with the NRC staff on the methodologies and guidelines for*

*performing the monitoring evaluation. Inform the NRC staff of:*

- (1) The methods and equipment that are used to monitor the condition of the spent fuel pools during an extended loss of AC power, and, if necessary,*
- (2) The action plan for assuring operators have the capability for monitoring the spent fuel pool during an extended loss of AC power event.*
- (3) Report the results of the evaluations and the action plan to the NRC within 180 days of reaching a common understanding on the methodologies and guideline for implementing the generic letter.*

## **NRC Near-Term Task Force Recommendation 8**

### NRC Task Force Recommendation

*The Task Force recommends strengthening and integrating onsite emergency response capabilities such as EOPs, SAMGs, and EDMGs.*

The Task Force recommends that the Commission direct the staff to further enhance the current capabilities for onsite emergency actions in the following ways:

*8.1 Order licensees to modify the EOP technical guidelines (required by Supplement 1, "Requirements for Emergency Response Capability," to NUREG-0737, issued January 1983 (GL 82-33), to (1) include EOPs, SAMGs, and EDMGs in an integrated manner, (2) specify clear command and control strategies for their implementation, and (3) stipulate appropriate qualification and training for those who make decisions during emergencies.*

*8.2 Modify Section 5.0, "Administrative Controls," of the Standard Technical Specifications for each operating reactor design to reference the approved EOP technical guidelines for that plant design.*

*8.3 Order licensees to modify each plant's technical specifications to conform to the above changes.*

*8.4 Initiate rulemaking to require more realistic, hands-on training and exercises on SAMGs and EDMGs for all staff expected to implement the strategies and those licensee staff expected to make decisions during emergencies, including emergency coordinators and emergency directors."*

### NEI Comments and Input

We agree that enhancements can be made to the process of migrating from EOPs to SAMGs and EDMGs to incorporate lessons learned from Fukushima. The integration of the EDMGs and SAMGs will be a complex and large endeavor. Such an activity needs to be split into manageable sections to ensure a coordinated, efficient and effective implementation. The industry has already started work on this activity and enhancements are being pursued.

Near-term actions should focus on improving the training and implementation of EDMGs, SAMGs and §50.54(hh)(2) mitigation procedures and measures. Training programs should be reviewed and, if necessary, enhanced to assure that operators and the emergency response organizations are capable of making correct decisions and implementing procedures. In the development and implementation of these enhanced training programs, it is critical for operators to be more knowledgeable of mitigation measures for more likely events (abnormal and EOP type events) than the mitigation of extremely low probability events such as an extreme beyond design basis seismic event that would result in a severe accident. We suggest that for SAMGs, EDMGs and B5b events, the training standard should be one of familiarization.

It is important that the industry and the NRC reach a common understanding on the standards and scope of training with an emphasis on emergency response organizations, while assuring that the training focus for operators remains on the more probable events and operations. As with other industry training programs, the National Academy for Nuclear Training in Atlanta would provide oversight of the training programs referenced in this section.

There needs to be further regulatory discussions on the implications of requiring Technical Specifications on the SAMG and EDMG training and what it means for operator exams.

#### *New Plants*

ITAAC should not be the regulatory vehicle for adjusting the licensing basis. The Part 52 change processes and other regulatory vehicles exist and should be used for ensuring that new plant licensees comply with of EOP/SAMG/EDMG implementation or other new requirements. These matters may be addressed after design certifications or as COLs are issued.

#### Industry Near-Term Recommendations

*Enhance implementation of EOPs, SAMGs and B5b strategies.*

*Issue a Bulletin to review and, if necessary, enhance training programs to assure that plant personnel are able to transition from EOPs to SAMGs and implement SAMG strategies.*

*Personnel should be aware of the intent and scope of SAMG and B5b strategies so that they can be implemented in accordance with the stations emergency preparedness activities. The level and depth of knowledge should be commensurate with the safety significance and probability of the events.*

#### **NRC Near-Term Task Force Recommendation 9**

##### NRC Task Force Recommendation

*The Task Force recommends that the NRC require that facility emergency plans address prolonged SBO and multiunit events.*

*9.1 Initiate rulemaking to require EP enhancements for multiunit events in the following areas:*

- *Personnel and staffing,*
- *Dose assessment capability,*
- *Training and exercises,*
- *Equipment and facilities*

*9.2 Initiate rulemaking to require EP enhancements for prolonged SBO in the following areas:*

- *Communications capability,*
- *ERDS capability,*
- *Training and exercises,*
- *Equipment and facilities*

*9.3 Order licensees to do the following until rulemaking is complete:*

- *Determine and implement the required staff to fill all necessary positions for responding to a multiunit event.*
- *Add guidance to the emergency plan that documents how to perform a multiunit dose assessment (including releases from spent fuel pools) using the licensee's site-specific dose assessment software and approach.*
- *Conduct periodic training and exercises for multiunit and prolonged SBO scenarios. Practice (simulate) the identification and acquisition of offsite resources, to the extent possible.*
- *Ensure that EP equipment and facilities are sufficient for dealing with multiunit and prolonged SBO scenarios.*
- *Provide a means to power communications equipment needed to communicate onsite (e.g., radios for response teams and between facilities) and offsite (e.g., cellular telephones, satellite telephones) during a prolonged SBO.*
- *Maintain ERDS capability throughout the accident.*

*9.4 Order licensees to complete the ERDS modernization initiative by June 2012 to ensure multiunit site monitoring capability"*

#### NEI Comments and Input

From discussions with some Japanese utilities, it is clear that U.S. industry emergency preparedness and the government (state, local and federal) emergency response infrastructure is more mature and is better positioned to manage an emergency on the scale of the Fukushima natural disasters and a nuclear emergency. U.S. company and government

organizational structures, training, drills and the strong working relationships between the plants and state and local response centers are significant differences.

Nevertheless, the industry acknowledges that there are lessons to be learned and enhancements that can be made to the industry's emergency preparedness activities. Pre-Fukushima enhancements to EP programs have already been identified and are about to be implemented via the imminent NRC EP rulemaking and the completion of the revision to Radiological Emergency Preparedness Manual, soon to be issued by FEMA.

As the rule changes are being implemented, and as we learn more about the ongoing events at Fukushima, the NRC and industry can identify the prioritization and performance criteria for further enhancements, as recommended in the NRC task force report.

The revised rule that is about to become effective requires a comprehensive analysis of on-shift staffing to validate that the emergency plan can be implemented for five categories of scenarios. For multi-unit event Emergency Response Organization (ERO) staffing, new criteria need to be defined. This includes defining the events' characteristics, simultaneous occurrences, response time requirements and coping strategies. The new criteria would be appended to the staffing methodology prescribed in NEI 10-05. Analysis would follow the implementation of the initial staffing analysis requirement.

In order for the industry to implement the multi-unit staffing analysis concurrent with existing EP rule change, the implementation period for this rule change should be extended by one year in order to accommodate the development of new staffing criteria.

In the interim, as recommended in the NRC task force report, licensees could take voluntary action to develop a viable notification and transportation strategy to ensure staff needed to augment the site response would be available.

Revised guidance can be developed and implemented within the existing rule structure to encompass three of the recommendations:

- Multiple release point and spent fuel pool dose assessment
- Onsite protective equipment
- Backup ERO communication

The balance of the NRC task force recommendations warrant rulemaking. Based on industry-NRC staff interactions, consideration should be given to a parallel implementation-rulemaking approach. Such an approach would cover:

- Requiring licensed operators in the ERO outside the control room
- Drills and exercise changes
- Emergency facilities for multi-unit events (changing design basis and accident analysis requirements)



Rulemaking in these areas would provide the necessary regulatory predictability and the basis for consistent implementation and inspection.

*New Plants*

Part 52 change processes and other regulatory vehicles exist and should be used for ensuring that new plant licensees comply with spent fuel cooling or other new requirements. These matters may be addressed after design certifications or COLs are issued, and ITAAC should not be the regulatory vehicle for adjusting the licensing basis.

Industry Near-Term Recommendations

- (1) Implement the revised EP rule that is about to become effective.*
- (2) Engage NRC staff and other stakeholders in developing guidance for EP recommendations that do not require rulemaking.*
- (3) For those recommendations that do require an additional rulemaking, guidance can be developed in parallel with the rulemaking and implementation could commence once the content of the final rule is known. (This is a long-term activity)*

*An action plan will be developed for implementation of the Fukushima-related recommendations beginning in 2012.*

7 September, 2011

MEMORANDUM to:

NRC ADVISORY COMMITTEE ON REACTOR SAFEGUARDS  
PUBLIC MEETING SEPT. 8-10, 2011 ROCKVILLE, MD.

ROOM T2-B1 TWO WHITE FLINT NORTH BUILDING  
NRC HEADQUARTERS, 11545 ROCKVILLE PIKE  
ROCKVILLE, MARYLAND

SIRS:

I ask that the following statements be entered in the record of this public meeting.

1] THE CATASTROPHIC EVENTS AT FUKUSHIMA DAI-ICHI SITE IN JAPAN  
HAVE RESULTED IN A GLOBAL RADIOLOGICAL CRISIS. THE NRC HAS  
ISSUED NO WARNING TO THE PUBLIC ON THIS MOST SERIOUS HAZARD.

2] MORE THAN 4000 TONS OF REACTOR FUEL AND SPENT FUEL POOLS ARE  
EXPOSED FOR GLOBAL DISPERSION, AIRBORNE AND SEABORNE.

3] THESE RADIOACTIVE GASSES ARE ADDED TO THE DAILY DISCHARGE OF  
OPERATING GASSES FROM HUNDREDS OF REACTORS WORLD-WIDE.


4] I ASK THAT PLUME PATHS OF DAILY REACTOR DISCHARGES BE MADE  
PUBLIC PRIOR TO ISSUING ANY FURTHER LICENSE EXTENSIONS.

5] COMPUTER PREDICTION OF PLUME PATHS, VOLUME AND TIME OF  
DISCHARGE IS LESS ACCEPTABLE THAN ACTUAL PHYSICAL TRACKING OF  
PLUMES TO DEPOSITION SITES.

ACCORDING TO NRC DISCHARGE RECORDS EACH 500 MEGAWATT  
REACTOR DISCHARGES SOME 20,000 CURIES PER YEAR. THE CUMULATIVE  
EXTENDED LIFE OF THESE PERMANENT TOXINS POSES AN  
UNACCEPTABLE RISK TO THE PUBLIC.

YOUR MANDATE IS SAFETY. PLEASE ACT ON THAT RESPONSIBILITY.

Patricia Pierce  
Site Analyst Conservation Advocate  
Millbrook Park, Rockport, Mass 01966



MEMORANDUM

September 7, 2011

The White House  
Washington, D.C.

I am responding to your form letter of August 30, 2011 on issues related to nuclear arms control and nuclear energy.

My letter cited the global radiological crisis created by the Fukushima Dai-ichi reactor disaster which should alter your pre-conceived plans to encourage the "peaceful use of nuclear energy".

There is no safe nuclear fission. There is no way to dispose of reactor operating gasses other than to discharge them to the air and water. This is an unacceptable hazard.

Reactors do not emit carbon. Cars and furnaces emit carbon monoxide. Reactors emit gasses that remain radioactive for thousands of years. There is no place to store reactor waste or to store the daily operating gasses. All operating gasses are discharged into the atmosphere. Each reactor discharges 20,000 to 40,000 curies per year.

Each curie contains 37 billion emissions per second per gram.

I repeat. All reactor operating gasses are discharged into the air and water.

All reactor gasses are permanently toxic and cumulative. Add these toxic radioactive gasses to carbon monoxide plus hundreds of other pollutants, all within a few miles of the earth's surface and it is clear that life will suffocate.

Patricia Pierce  
18 Millbrook park  
Rockport, MA 01966

*Patricia Pierce*

copy to Gloucester Board of Health  
Sept 29, 2010 by P. Pierce



## ESSEX BOARD OF SELECTMEN

TOWN HALL • MARTIN STREET • ESSEX, MASSACHUSETTS 01929

July 11, 1989

Advisory Committee on Reactor Safeguards  
Nuclear Regulatory Commission  
Washington, D.C. 20555

Sirs:

It is our understanding that you have statutory authority to intervene as a party in reactor licensing hearings to raise any safety related issues. We ask that you intervene in the Seabrook Reactor proceedings to require resolution of the following hazardous reactor operating procedures which, if allowed, will cause predictable and permanent damage to the Town of Essex.

The Essex River Estuary is one of seven marine estuaries which form a series of interconnected pristine tidal marshes, coastal islands and barrier beaches extending continuously from Seabrook, NH, to Gloucester, MA, fourteen miles south. Contamination of any portion of these marshes will spread by tidal action to all portions.

Operating discharges to air and ocean from the Seabrook Reactor, which is sited within the northerly portion of these marshes, will accumulate in these marshes causing long-lived isotopes to enter nutrient cycles. These unstable radioactive particles being ingested or inhaled alter cell tissue and genetic coding in plants, humans, animals and marine microorganisms causing genetic deformation, cancer and other disability.

The Town of Essex will suffer irreparable injury by reason of permanent contamination caused by the following unresolved reactor safety issues:

- 1) Venting of fission gases to the atmosphere in the form of "planned operating emissions" will release partially decayed gases, iodines and other unstable particles which will cool and fall over coastal temperature interfaces within the first hour after

discharge leaving permanent toxic residues on coastal marshes and meadows. Deposition of long-lived particles airborne with the gases will typically occur in corridors where wind velocity decreases due to topography, i.e., behind barrier beaches, coastal uplands and islands. The Essex marshes twelve miles south lie precisely in the first hour deposition path.

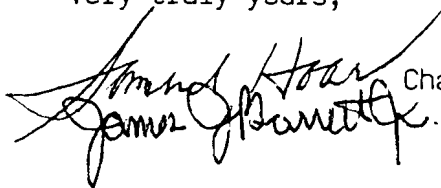
- 2) Containment of fission gases produced during radiological emergency is only temporary. All gases produced will be vented after the emergency, there being no other means of disposal. Release of active fission gases during the emergency may be necessary to avoid build up of concentrations leading to breach of containment and breach of heat exchange cooling system and consequent contaminated discharge at ocean outlets.
- 3) There is at present no means of disposal or storage of fission gases other than delayed discharge to the environment. There exists at present no method of accelerating decay for gases or solid wastes produced by atomic fission. There is no method for atomic fissioning that does not produce gases on a daily basis.
- 4) Class 9 catastrophic radiological emergency causing widespread permanent property contamination can occur at low or full power operation. Loss of coolant causing core fuel temperatures to rise from 600°F to 4000°F in seconds precludes timely warning of the public.
- 5) Seabrook Reactor having 100 tons of uranium fuel will produce in one fuel replacement cycle, gases equal in volume to those produced by vaporization of 1000 Hiroshima bombs. These gases will be vented as "normal operating emissions" to the atmosphere. There is no possible assurance those gases will be fully decayed or clean at the time of discharge.
- 6) Discharges to air and ocean during radiological emergencies will instantly violate "permissible discharge limits" required for compliance with existing NPDES permit and FES required by EPA laws. Those permits were issued based on incomplete information which omits impact of Class 9 emergencies on environment. The NPDES permit expires in 1990 and should not be renewed.
- 7) In a Class 9 catastrophic radiological emergency the reactor core at Seabrook cannot be isolated from the marshes and meltdown debris moving with ground water would leach to marshes. The ocean discharge would also be thoroughly contaminated at the outfall.

- 8) Corrosion of heat exchange pipes can be expected to allow exchange of radioactive materials to contaminate ocean coolant discharged to ocean.
- 9) Each fuel cycle releases gases produced by fission of 100 tons of uranium to the atmosphere.
- 10) Evacuation is not safety. It is extreme hazard. Being forced out of one's home onto dangerous highways during radiological contamination and being unable to return home due to permanent contamination is a violation of basic constitutional rights.

We are not required by our constitution to suffer fatal injury to demonstrate damage to life and property. Nor can any government agency impose upon persons circumstances requiring loss of life and property.

We consider contamination of properties and threat to life caused by operating discharges from Seabrook reactor to be taking of land without due process and a violation of our constitutional rights. We ask your intervention on our behalf.

Very truly yours,

 Chairman

BOARD OF SELECTMEN  
TOWN OF ESSEX, MASSACHUSETTS

cc: Atomic Safety & Licensing Board, Boston, MA  
Environmental Protection Agency, Boston, MA  
Governor of Massachusetts  
Attorney General of Massachusetts

# 10 CFR Part 61: Site-Specific Analyses for Demonstrating Compliance with Subpart C Performance Objectives

**Deborah Jackson, David Esh, Andrew Carrera**

**Office of Federal and State Materials and Environmental  
Management Programs**

**Deborah.Jackson@nrc.gov, (301) 415-7278**

**David.Esh@nrc.gov, (301) 415-6705**

**Andrew.Carrera@nrc.gov, (301) 415-1078**

**586<sup>th</sup> Advisory Committee on Reactor Safeguards**  
September 8, 2011

# Why are we here today:

- Staff following and addressing Commission direction:
  - Proposing rulemaking limited to site-specific analyses
  - Identifying technical requirements of analyses
  - Developing guidance outlining key parameters and assumptions
- Approach continues to protect public health and safety
- Approach is risk-informed, performance-based
- Approach provides flexibility to licensees to incorporate site information



# Today's topics and presenters:



## Topic

## Presenter

Discussion: *Guidance for Conducting Site-Specific Analyses for Part 61*

David Esh,  
DWMEP

Draft Proposed Rule: *Analysis of Comments Received on Preliminary Rule Language*

Andrew Carrera,  
DILR

# 10 CFR Part 61: Commission Direction



# Commission Directed Staff to....



- Perform rulemaking limited to adding a site-specific analyses prior to the disposal of significant quantities of DU (SRM-SECY-08-0147) and blended waste (SRM-SECY-10-0043)
- Identify technical requirements of the site-specific analyses
- Develop guidance that outlines the parameters and assumptions in conducting such site-specific analyses

# This rulemaking...

- ☑ Requires site-specific analyses to demonstrate compliance with Subpart C performance objectives
- ☑ Identifies the technical requirements of the analyses
  - Definitions of analyses
  - Period of performance
  - Intruder dose criterion
- ☑ Develops risk-informed, performance-based guidance that outlines key parameters and assumptions
- ❖ Continues to protect public health and safety while providing flexibility to licensees

# This rulemaking does *not*...

- ☒ Update waste the classification tables at 61.55
  - ! The Commission directed staff not to alter waste classification
  
- ☒ Comprehensively revise Part 61 framework
  - ! The Commission directed staff to propose the necessary resources for a possible future comprehensive revision to risk-inform the 10 CFR Part 61 waste classification framework
  
- ☒ Remove protection of inadvertent intruder performance objective
  - ! Protection of the inadvertent intruder is integral to the current waste classification framework

# Proposed Amendments: Site-Specific Analyses

- Performance assessment — demonstrate compliance with protection of the general population (§ 61.41)
- Intruder assessment — demonstrate compliance with protection of inadvertent intruders (§ 61.42)
- Long-term analysis — demonstrate how the disposal system limits the potential radiological impacts from long-lived waste (§ 61.13 (e))
- Update analyses at facility closure — (§ 61.28 and § 61.52)

# Proposed Amendments : Technical Requirements

- Performance assessment :
  - (1) Identifies the features, events, and processes (FEPs)
  - (2) Examines the effects of these FEPs on the performance of the disposal system
  - (3) Estimates the annual total effective dose equivalent (TEDE) to any member of the public considering uncertainties, caused by all significant FEPs
  - (4) Two-tiered period of performance: (1) 20,000 years; (2) post-20,000 years analysis for long-lived waste.

# Proposed Amendments: Technical Requirements

- Intruder assessment:
  - (1) Assumes that an inadvertent intruder occupies the site after institutional controls are removed and engages in activities that might unknowingly expose the inadvertent intruder to radiation from the waste.
  - (2) Examines the capabilities of intruder barriers.
  - (3) Estimates the potential annual total effective dose equivalent, considering associated uncertainties.
  - (4) Dose criterion set for intruder (500 mrem/yr TEDE).



# Period of Performance: Technical Basis

- Within 20,000 years
  - Including climate cycling within the compliance period will encourage disposal of long-lived waste at more stable sites.
  - A value of 20,000 years better captures radionuclide transport characteristics (compared to 10,000 years).
  - While 20,000 years does not capture peak risk for all wastes, it captures more than shorter values. Possibly within 10x for depleted uranium.
  - Diminishing returns for longer periods (affected by increasing uncertainty).
- Post-20,000 years
  - Impacts can be better placed in proper context (NRC would complete environmental analysis of impacts for disposal licensing actions taking place in non-Agreement States).

# 10 CFR Part 61: Guidance for the Low-Level Waste Rulemaking



# Purpose

- Provides guidance on conducting site-specific analyses to demonstrate compliance with the performance objectives in Part 61
- Supplements existing LLW guidance
- Discusses parameters and assumptions to be used in analyses in a broad sense rather than a prescriptive manner
- Provides licensees flexibility to demonstrate compliance and incorporate site-specific information

# Outline

- Main topics:
  - i. Introduction
  - ii. General Technical Analyses
  - iii. Performance Assessment Modeling Issues
  - iv. Intruder Assessment
  - v. Stability Assessment
  - vi. Long-term Analyses
  - vii. Other Considerations
  - viii. Performance Confirmation
  - ix. Use of other NRC Guidance Documents

# 10 CFR Part 61: Guidance for the Low-Level Waste Rulemaking

## Examples



# Guidance on Period of Performance

- Discusses flexibility for short-lived waste or low concentrations of long-lived waste.
- Primary differences are in level of detail or justification for the calculations.
- Provides expectations for long-term analysis.

# Period of Performance: Example

**Example 2.3:** A facility is expected to receive typical low-level waste generated by commercial entities (e.g. limited concentrations of long-lived waste). The waste has concentrations of long-lived radionuclides at or below one tenth of the values listed in Table 1 of § 61.55. Additionally, the facility is expected to receive waste with long-lived radionuclides that are not found in Table 1 of § 61.55 that is less than the natural soils surrounding the facility.

**Conclusion:** A performance assessment should be completed to demonstrate compliance with § 61.41, § 61.42, and § 61.44. Because the waste is dominated by short-lived activity and long-lived concentrations are limited, specialized models and associated model support for long-term processes (e.g., cycling of climate) are not necessary.

# Guidance on Inadvertent Intruder Assessment Scenarios

- Evaluate *reasonably-foreseeable* scenario resulting in greatest dose for compliance.
- Consider site information.
- Flexibility to identify reasonably-foreseeable site-specific scenarios in the near-term.
- For longer time frames, Part 61 default scenarios limit speculation about human activities.



# Inadvertent Intruder Assessment: Scenario Analysis

- Default scenarios
  - Intruder-Construction/Discovery
  - Intruder-Drilling
  - Intruder-Agriculture
  - Intruder-Well
- Hypothetical constructs
- Provide reasonable bounds
- Limit speculation about human activities
- May not be appropriate at all sites

# Inadvertent Intruder Assessment: Scenario Analysis

- Site-specific scenarios:
  - Physical Information
    - Waste Characteristics
    - Facility Design
    - Disposal Practices
    - Site Conditions
  - Cultural Information
    - Land Use
- Consider changes over time

# Conclusions

- Staff following and addressing Commission direction:
  - Proposing rulemaking limited to site-specific analyses.
  - Identifying technical requirements of analyses.
  - Developing guidance outlining key parameters and assumptions.
- Approach continues to protect public health and safety.
- Approach is risk-informed, performance-based.
- Approach provides flexibility to licensees to incorporate site information.

# 10 CFR Part 61: Stakeholder Comments on the Preliminary Proposed Rule Language



# Stakeholder Involvement



- Preliminary proposed rule language and technical basis documents published for stakeholder comments on [www.regulations.gov](http://www.regulations.gov) web site on May 3<sup>rd</sup>.
- May 18th public meeting.
- Comment period ended on June 18<sup>th</sup>.
- Some stakeholders also presented their views during the ACRS meetings on June 23<sup>rd</sup> and July 13<sup>th</sup>.

# Stakeholder Comments

- Staff reviewed the comments and grouped them into nine issues:
  - Performance assessment
  - Intruder assessment
  - Long-term analysis
  - Period of performance
  - Agreement State compatibility
  - Feasibility of near surface disposal
  - Commission direction (SRM)
  - Rule language
  - Waste stream neutral approach
- Comments were both supportive and critical.
- Staff reviewed the comments and made several limited revisions to the proposed rule language.

# Path Forward

- Staff requests letter from ACRS.
- Staff expects to send the proposed rule package to the Commission in January 2012.

# Backup Slides





# Revisions Being Considered for Proposed Rule Language

# Revisions Based on Comments

- Performance Assessment Language (§ 61.13)
  - (a) A performance assessment must represent features, events, and processes that can influence the ability of the waste disposal facility to limit releases of radioactivity to the environment. The features, events, and processes considered in the performance assessment must represent a wide range of phenomena with both beneficial and potentially adverse effects on performance. The performance assessment must consider the specific technical information provided in § 61.12(a) through (i). The performance assessment must evaluate uncertainties in the projected behavior of the facility disposal system (e.g. disposal facility, natural system, environment). The performance assessment must identify the specific characteristics of the disposal site that are necessary to demonstrate compliance with the performance objectives in Subpart C of this part consistent with the specific technical information found in § 61.12....

# Revisions Based on Comments *(continued)*

- Intruder Assessment Language (§ 61.7(c))
  - (7) An intruder assessment quantitatively estimates the radiological exposure of an inadvertent intruder at a disposal facility following the loss of institutional control. The results of the intruder assessment are compared with the appropriate performance objective. If intruder barriers are utilized, ~~the~~ the intruder assessment must identify the intruder barriers and examine the performance of the barriers. The intruder assessment must also address the effects of uncertainty on the performance of the barriers. The barriers must inhibit contact with the disposed waste or limit the radiological exposure of an inadvertent intruder ~~over the duration of the compliance period.~~ The technical basis provided for the performance of the intruder barrier will determine how long performance should be credited. An intruder assessment can employ a similar methodology to that used for a performance assessment, but .....

# Revisions Based on Comments *(continued)*

- Period of Performance Language

- § 61.41

- (b) Compliance with paragraph (a) of this section must be demonstrated through a performance assessment that ~~evaluates estimates~~ peak annual dose ~~up to~~ that occurs within 20,000 years following closure of the disposal facility.

- § 61.42

- (b) Compliance with paragraph (a) of this section must be demonstrated through an intruder assessment that ~~evaluates estimates~~ peak annual dose ~~up to~~ that occurs within 20,000 years following closure of the disposal facility.

# Revisions Based on Comments *(continued)*

- Waste Stability Language (§ 61.7(c))
  - (2) A cornerstone of the system is stability—stability of the waste and the disposal site— which minimizes the access of water to waste that has been emplaced and covered. Limiting the access of water to the waste minimizes the migration of radionuclides, which avoids the need for long-term active maintenance and reduces the potential for ~~inadvertent intruders to be exposed to the waste~~ release of radioactivity into the environment. While stability is desirable; it isn't necessary from a health and safety standpoint for most low-level waste because the waste doesn't contain sufficient radionuclides to be of concern. This low-activity waste (e.g., ordinary trash-type waste) tends to be unstable, which can become a problem if it is mixed with higher activity waste. If lower activity waste is mixed with the higher activity waste or long-lived low-activity waste, the deterioration of the unstable waste .....

# Revisions Based on Comments *(continued)*

- Ambiguous Language

- § 61.7(a)

(1) Part 61 is intended to apply to land disposal of radioactive waste and not to other methods such as sea or extraterrestrial disposal..... Technical requirements for alternative methods may be added in the future. ~~While there may not yet be detailed technical criteria established for all kinds of land disposal that might be proposed, a~~Alternative methods of disposal ~~may~~ can be approved on a case-by-case basis as needed.

- § 61.55(a)

(6) Classification of wastes with radionuclides other than those listed in Tables 1 and 2 of this section. If radioactive waste does not contain any nuclides listed in either Table 1 or 2 of this section, it is Class A. ~~Any waste classified under this subparagraph must be analyzed in the intruder assessment required by § 61.42.~~



United States Nuclear Regulatory Commission

*Protecting People and the Environment*

# **Presentation to the ACRS Full Committee**

**AP1000 DCD Revision 19  
Containment Accident Pressure  
Confirmatory Analysis**

September 8, 2011

# Containment Accident Pressure

## Confirmatory Analysis

- Staff performed confirmatory analysis
  - Documented in SAND2009-2858
- In parallel with audit of applicants WGOTHIC analysis, staff performed confirmatory studies with MELCOR
  - DCD Rev. 19 revised mass and energy release
  - Additional heat conductors (surrogate for gratings)
- Performed a number of parametric studies with the updated MELCOR model.

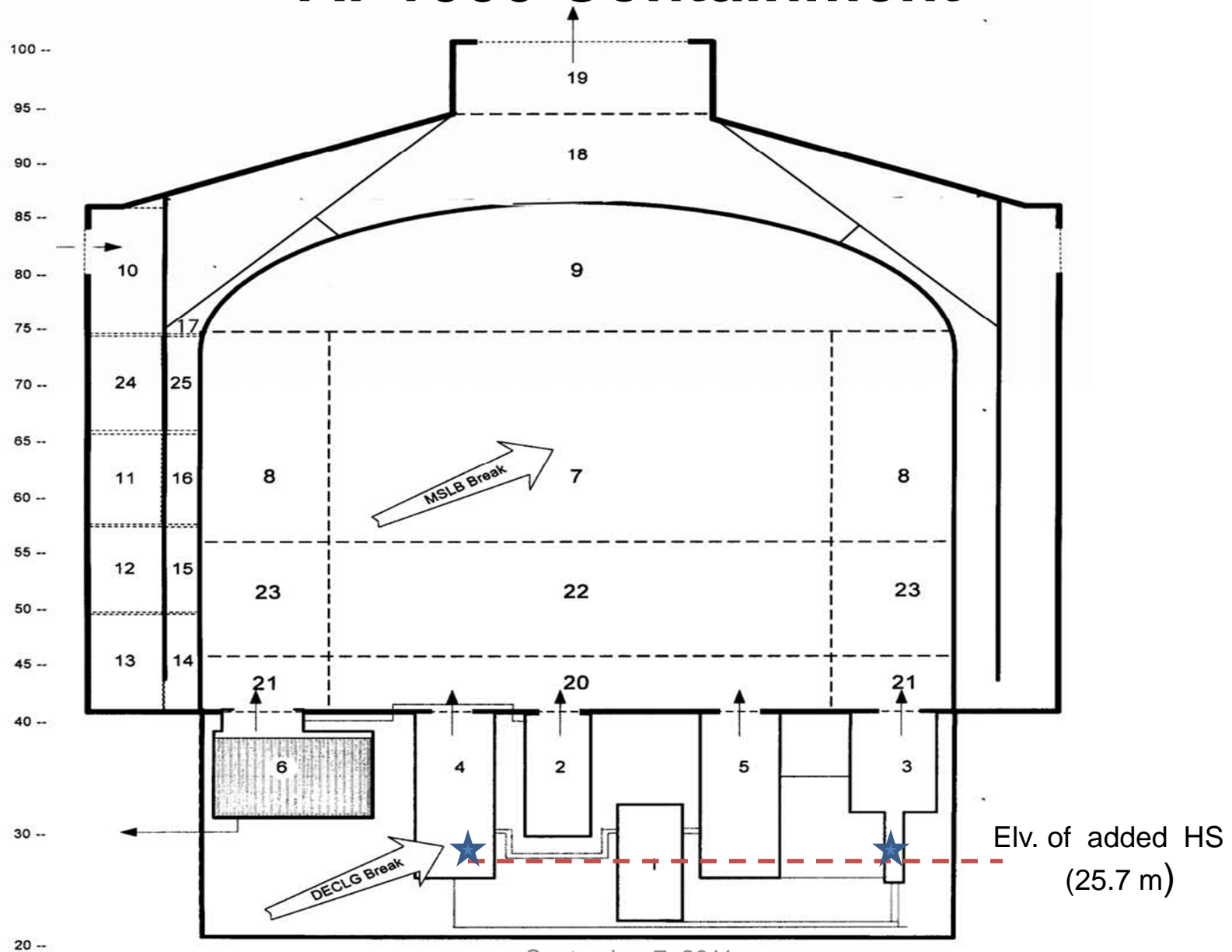


# AP1000 Containment Studies (cont.)

## Major results:

Case description	Pmax @ time [psig] [s]	Safety margin [psig]
RES original model	55.3 @ 1500	3.7
Rev. 19 M&E rate	57.4 @ 1050	1.6
Rev. 19 M&E rate + additional heat conductors	56.8 @ 1050	2.2
Westinghouse licensing (GOTHIC)	58.3 @ ?	0.7

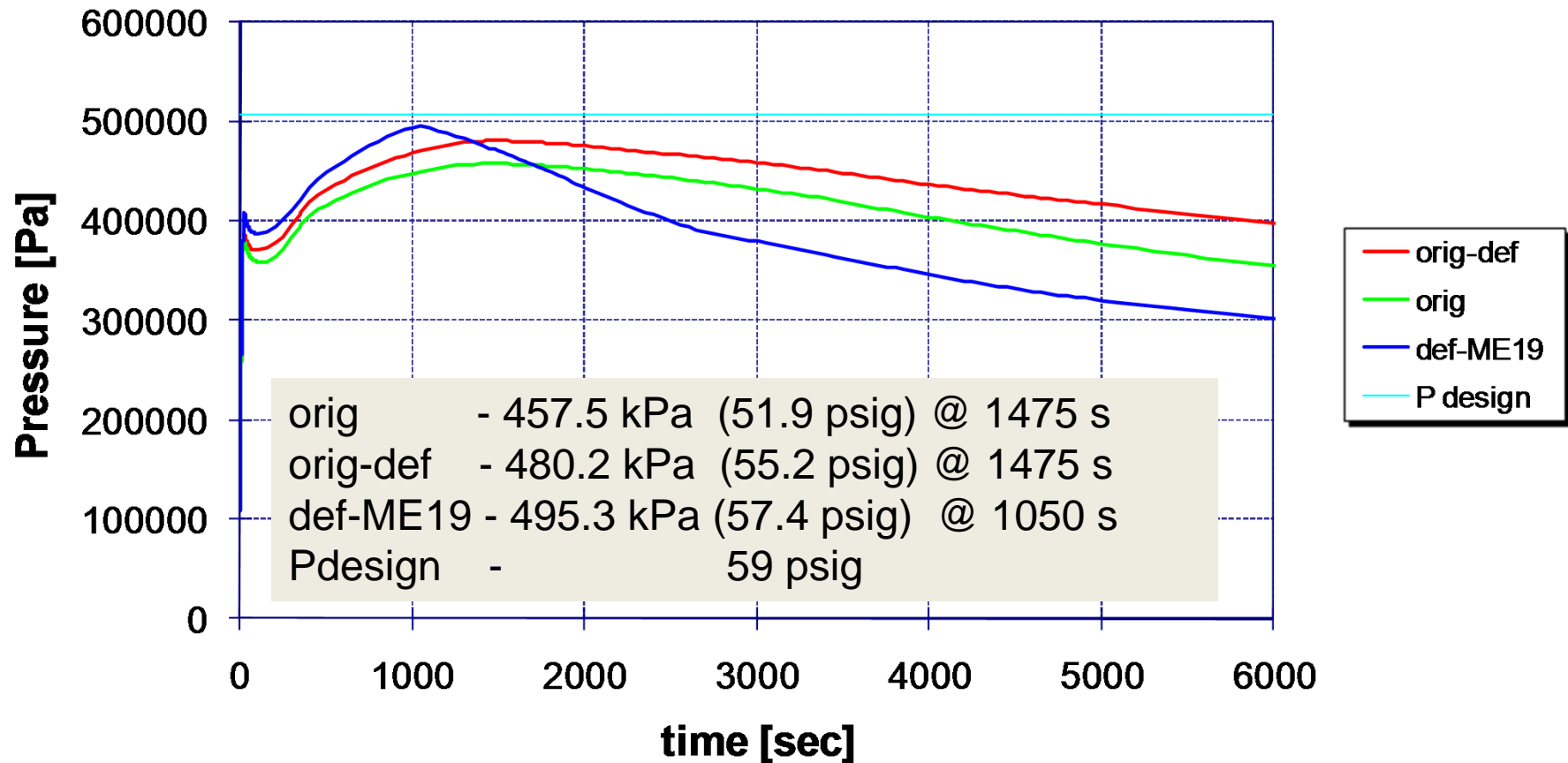
# AP1000 Containment



September 7, 2011

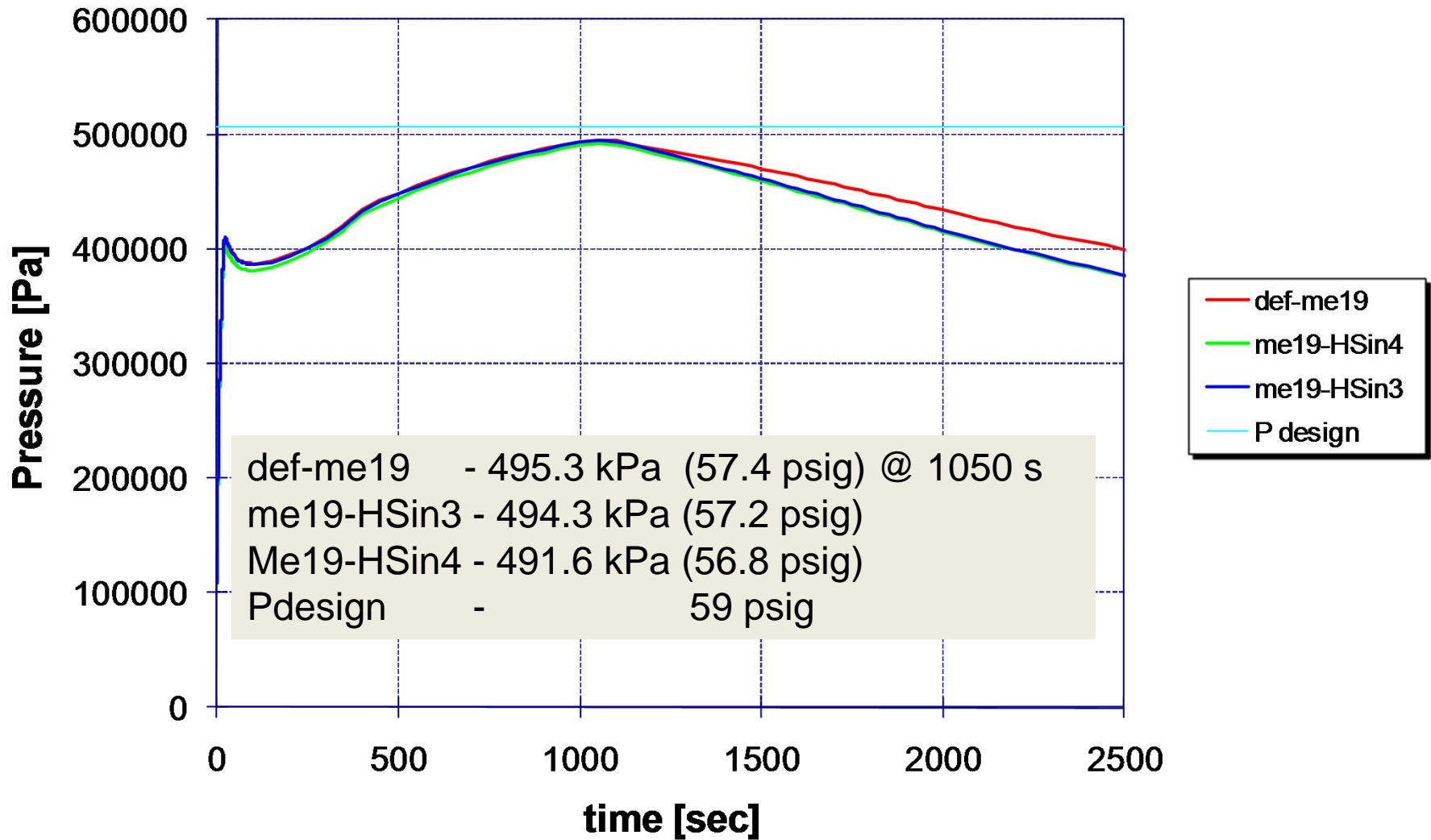
# AP1000 Containment

AP-1000 Containment Pressure study



# AP1000 Containment

AP-1000 Containment Pressure





United States Nuclear Regulatory Commission

*Protecting People and the Environment*

# **Presentation to the ACRS Full Committee**

## **AP1000 Structural Issues**

September 7, 2011

# Shield Building Thermal Analysis

- WEC commitment to combine thermal and seismic demands in DCD Rev 18 was not carried out in some cases.
- WEC performed thermal stress analysis of shield building to develop thermal design demands (for combination with seismic demands)
  - Thermal and seismic demands combined
  - Demand increased slightly, but remained within design capacity (i.e., no design changes resulted)
- Staff reviewed analysis method and audited supporting calculations.
- Staff found WEC analysis method acceptable
  - Consistent with analysis performed for thermal accident load case
  - Approach consistent with ACI-349 which permits stiffness reduction to account for concrete cracking

# PCS Tank Seismic Analysis

- WEC performed revised seismic analysis of the PCS tank to be consistent with SB report commitment
- Staff performed review and audit of supporting calculations
- Found analysis to be acceptable
  - Method consistent with SB report commitment
  - Seismic analysis performed in accordance with SRP 3.7
  - Updated analysis parameter based on realistic PCS tank seismic demands

# **AP1000<sup>®</sup> Design Control Document – Containment Pressure Analysis**

Presentation to the ACRS  
by Westinghouse Electric Company, LLC  
September 8, 2011



# Containment Peak Pressure Analysis Overview

---

- Peak pressure of 57.8 psig reported in DCD Revision 18
- Increased the steady state PCS water coverage time delay input value to resolve an ACRS review comment
  - Containment peak pressure calculated to be 58.1 psig
- Additional input changes to the LOCA M&E model and containment model input were made to address other items that could affect the peak containment pressure reported in the Technical Specifications.
- Peak pressure of 58.3 psig reported in DCD Revision 19

# Containment Peak Pressure Analysis Overview

---

- Components of containment peak pressure calculation
  - M&E release methodology
  - M&E model inputs
  - Containment response methodology
  - Containment response model inputs
- The approved methodology that is applied in the M&E and containment response evaluation models is conservative
- Changes were made to the evaluation model inputs
  - Corrections applied in the conservative direction
  - Changes to reflect updated plant design information

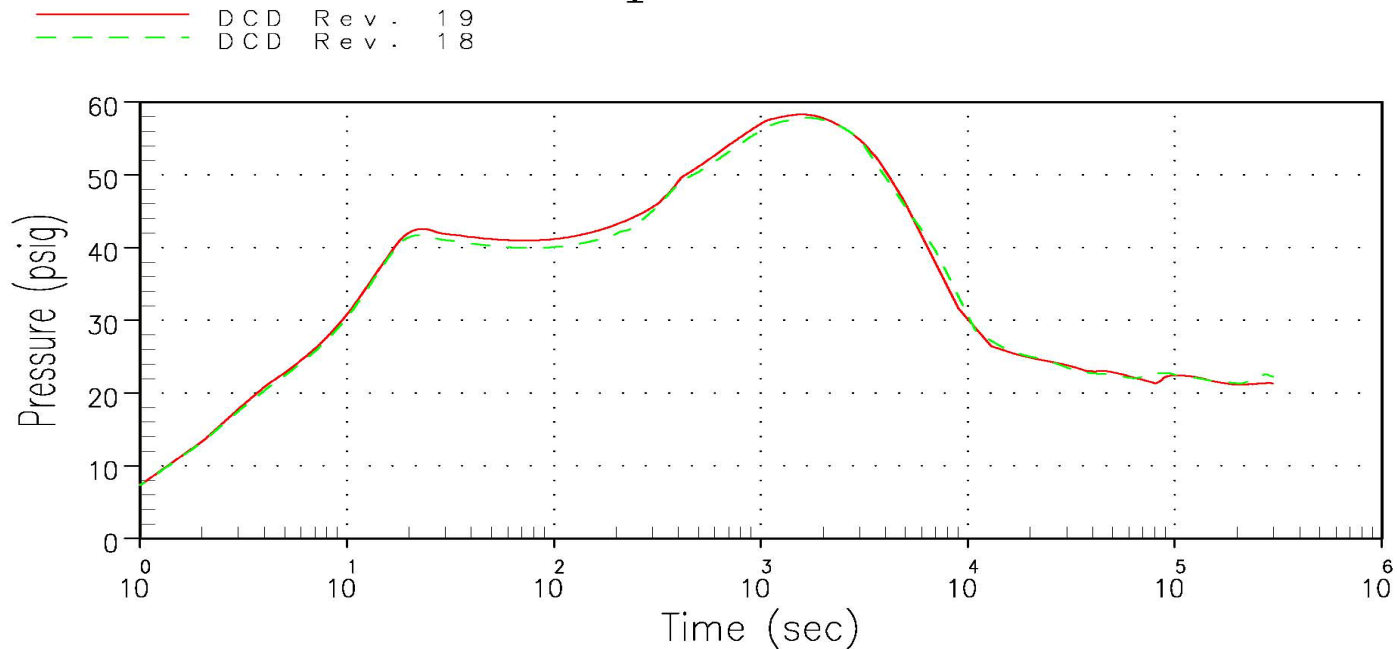
# Containment Peak Pressure Analysis Overview

---

- Existing heat sinks in containment model were credited in order to
  - Offset model input changes impact on peak containment pressure
  - Maintain roughly same amount of margin reported in DCD Rev. 18
- Analysis performed in accordance with approved methodology
- New DCD Table 6.2.1.1-10 generated to capture key parameters (surface area, volume, material) of new heat sinks as Tier 2\* information

# Summary of Containment Pressure Analysis Results

## Containment Response for DECLG LOCA



# Solar Radiation Impact on LST Data

---

- ACRS requested further review concerning impact of solar radiation heating on the large-scale passive containment cooling test results and application to the containment evaluation model
- LST data were used along with data from other tests to validate the convective heat transfer and the condensation heat and mass transfer correlations
  - Solar radiation had no impact on the LST data that were used for validation of the condensation heat and mass transfer correlation
  - Solar radiation did have some impact on the LST data that were used for validation of the convection heat transfer correlation, but the heat flux data were adjusted to account for this impact

# Conclusions

---

- Model input changes were made to address items affecting the peak containment pressure reported in the Technical Specifications
- No changes were made to the plant design
- Peak containment pressure remains under 59 psig
- NRC has reviewed the modeling changes, requested additional information and found the changes and responses to be acceptable
- Solar radiation – no impact on validation of the condensation correlations; the impact on validation of the convection correlation was addressed in the data evaluation



# **AP1000<sup>®</sup> Design Control Document – Containment Pressure Analysis**

Presentation to the ACRS  
by Westinghouse Electric Company, LLC  
September 8, 2011

# Containment Peak Pressure Analysis Overview

---

- Peak pressure of 57.8 psig reported in DCD Revision 18
- Increased the steady state PCS water coverage time delay input value to resolve an ACRS review comment
  - Containment peak pressure calculated to be 58.1 psig
- Additional input changes to the LOCA M&E model and containment model input were made to address other items that could affect the peak containment pressure reported in the Technical Specifications.
- Peak pressure of 58.3 psig reported in DCD Revision 19



# Containment Peak Pressure Analysis Overview

---

- Components of containment peak pressure calculation
  - M&E release methodology
  - M&E model inputs
  - Containment response methodology
  - Containment response model inputs
- The approved methodology that is applied in the M&E and containment response evaluation models is conservative
- Changes were made to the evaluation model inputs
  - Corrections applied in the conservative direction
  - Changes to reflect updated plant design information

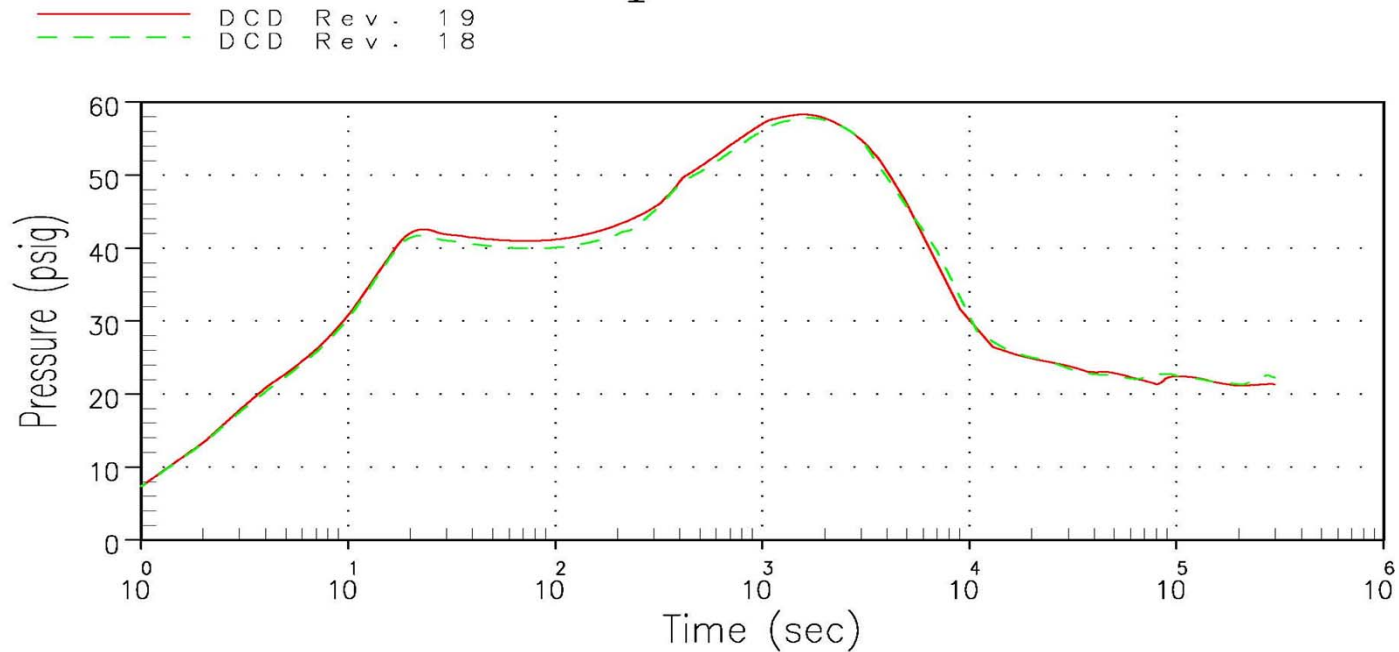
# Containment Peak Pressure Analysis Overview

---

- Existing heat sinks in containment model were credited in order to
  - Offset model input changes impact on peak containment pressure
  - Maintain roughly same amount of margin reported in DCD Rev. 18
- Analysis performed in accordance with approved methodology
- New DCD Table 6.2.1.1-10 generated to capture key parameters (surface area, volume, material) of new heat sinks as Tier 2\* information

# Summary of Containment Pressure Analysis Results

## Containment Response for DECLG LOCA



# Solar Radiation Impact on LST Data

---

- ACRS requested further review concerning impact of solar radiation heating on the large-scale passive containment cooling test results and application to the containment evaluation model
- LST data were used along with data from other tests to validate the convective heat transfer and the condensation heat and mass transfer correlations
  - Solar radiation had no impact on the LST data that were used for validation of the condensation heat and mass transfer correlation
  - Solar radiation did have some impact on the LST data that were used for validation of the convection heat transfer correlation, but the heat flux data were adjusted to account for this impact

# Conclusions

---

- Model input changes were made to address items affecting the peak containment pressure reported in the Technical Specifications
- No changes were made to the plant design
- Peak containment pressure remains under 59 psig
- NRC has reviewed the modeling changes, requested additional information and found the changes and responses to be acceptable
- Solar radiation – no impact on validation of the condensation correlations; the impact on validation of the convection correlation was addressed in the data evaluation



# Summary of Structural Analysis Changes

Presentation to the ACRS  
by Westinghouse Electric Company LLC  
September 8, 2011

# Topics

---

- Seismic and Thermal Load Combination
  - Welding Requirements
  - Effect of Solar Gain
- PCS Tank Analysis Presented in DCD

# Normal Thermal Plus Seismic Load Combination

---

- The Shield Building design was performed using an established practice for considering structural behavior under normal thermal loading
  - The structural design calculations had not explicitly included a calculated normal thermal load contribution in combination with SSE when the thermal effects were considered small or self relieving
- NRC Staff requested Westinghouse to demonstrate with the direct combination of SSE + normal thermal that the design was acceptable



# Normal Thermal Plus Seismic Load Combination

---

- To validate the existing Shield Building design, Westinghouse updated calculations to explicitly combine normal thermal plus seismic
- The updated design calculations follow the ACI-349 code as well as the recommendations of ACI 349.1R-07, Reinforced Concrete Design for Thermal Effects on Nuclear Power Plant Structures
- The revised calculations demonstrate that no change in the structural design is required
- DCD text changes were included in Revision 19 to clarify the licensing basis and support completion of the FSER

# Shield Building Weld Requirements

---

- Weld detailing requirements for SC structures follow the requirements of AISC N690
  - Specified in the APP-GW-GLR-602 and DCD Rev. 19.
- Design details (steel-to-steel and steel-to-concrete) will follow AISC N690 or ACI 349 codes, as appropriate, per DCD Rev. 19 commitments. The implementations of these commitments are included in the detailed design of the Westinghouse critical sections.
- APP-GW-GLR-602, Rev. 1 specifies:
  - The welds that anchor the faceplates to the RC/SC connection are complete joint penetration (CJP) welds, as defined by AWS A3.0M/A3.0:2010. The welds that connect the faceplate to faceplate are also CJP welds.
- From DCD Rev. 19, Section 3H2.2:
  - The overall configuration of the shield building is established from functional requirements related to radiation shielding, missile barrier, passive containment cooling, tornado and seismic event protection. These functional requirements led to establishing the design based on two primary design codes used for nuclear plant structures: 1) ACI 349 for reinforced concrete design, and 2) ANSI/AISC N690 for structural steel design.

# Impact of Solar Heating on Thermal Loading

---

- Thermal loads have been evaluated conservatively for the Shield Building
  - Thermal load case only – factor of 20% increase included
  - Seismic + Thermal Cases
    - Winter  $\Delta T$ : 110F (70°F to -40°F)
    - Summer  $\Delta T$ : 45F (70°F to 115°F)
      - The effects of solar gain raises the outside surface temperature to 129°F when the ambient temperature is 115°F.  $\Delta T$  for summer condition still bounded by winter condition
      - For winter condition, the  $\Delta T$  would be reduced if solar gain is considered
  - The effects of solar gain for the summer case shows no significant effects for the load combination of ambient thermal plus SSE

# PCS Tank Background

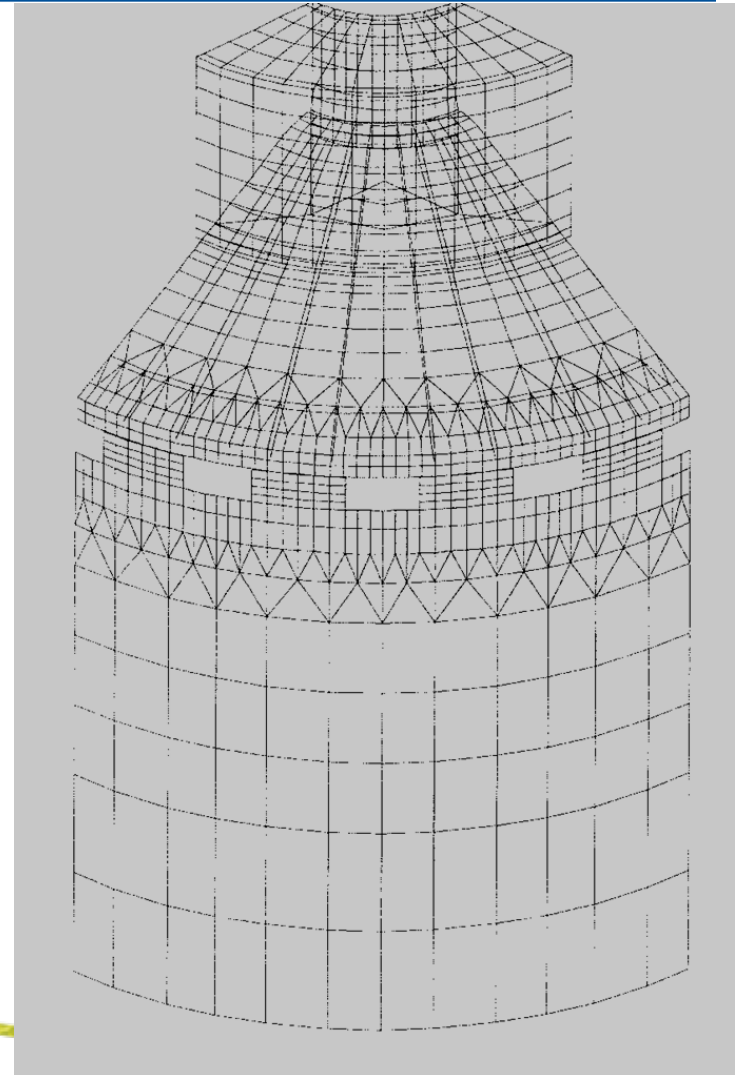
---

- As part of the resolution of the SSE plus normal thermal issue, WEC identified that the DCD Rev 18 was not updated to conform with a Shield Building Action Item
- The Action Item specified the application of hydrodynamic loads in the design of PCS tank
- Westinghouse has updated the calculations and the results are included in DCD Rev 19

# PCS Tank Design DCD Rev 15

## Hard Rock Design Certification

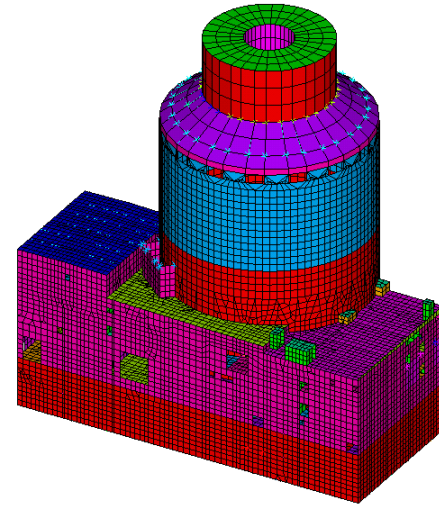
- Equivalent static analysis applying maximum acceleration from time history analyses
- Hydrodynamic load applied as pressure
- PCS exterior wall is a critical section with results summarized in the DCD



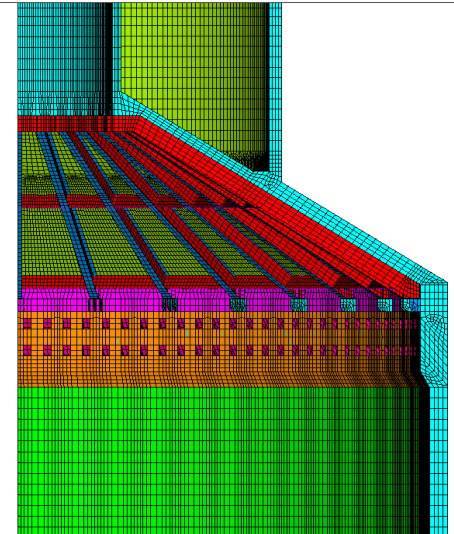
# PCS Tank Design DCD Rev 16-18

## Extension to Soil Sites

- Westinghouse adopted Response Spectrum analysis method using NI05 model for entire Nuclear Island Design
  - Including PCS Tank
- Equivalent static analysis was applied using detailed model applying maximum acceleration from time history analyses for selected portions of shield building roof design
  - Air Inlet & tension ring



with Kvt520 Soil Springs (Linear)



# PCS Tank Design Analysis

---

Action Item from NRC Shield Building Review (included in Shield Building Report)

- Required Westinghouse to apply equivalent static analysis to the PCS tank applying maximum acceleration from time history analyses
- A quadrant FE model of SB roof including the PCS tank, tension ring, and air inlet is used for the equivalent static analysis
- Design is performed using an equivalent static methodology similar to what was certified in DCD Rev. 15 and similar to method used for the air inlet structure and the tension ring
- Hydrodynamic loads are applied as pressure and validated against a time history analysis
- PCS tank design is described in DCD Section 3.7, 3.8. Appendices 3G and 3H
- The design of the reinforcement for the PCS tank critical sections is not changed in DCD Revision 19



# Summary of Structural Analysis Changes

Presentation to the ACRS  
by Westinghouse Electric Company LLC  
September 8, 2011



# Topics

---

- Seismic and Thermal Load Combination
  - Welding Requirements
  - Effect of Solar Gain
- PCS Tank Analysis Presented in DCD

# Normal Thermal Plus Seismic Load Combination

---

- The Shield Building design was performed using an established practice for considering structural behavior under normal thermal loading
  - The structural design calculations had not explicitly included a calculated normal thermal load contribution in combination with SSE when the thermal effects were considered small or self relieving
- NRC Staff requested Westinghouse to demonstrate with the direct combination of SSE + normal thermal that the design was acceptable

# Normal Thermal Plus Seismic Load Combination

---

- To validate the existing Shield Building design, Westinghouse updated calculations to explicitly combine normal thermal plus seismic
- The updated design calculations follow the ACI-349 code as well as the recommendations of ACI 349.1R-07, Reinforced Concrete Design for Thermal Effects on Nuclear Power Plant Structures
- The revised calculations demonstrate that no change in the structural design is required
- DCD text changes were included in Revision 19 to clarify the licensing basis and support completion of the FSER

# Shield Building Weld Requirements

---

- Weld detailing requirements for SC structures follow the requirements of AISC N690
  - Specified in the APP-GW-GLR-602 and DCD Rev. 19.
- Design details (steel-to-steel and steel-to-concrete) will follow AISC N690 or ACI 349 codes, as appropriate, per DCD Rev. 19 commitments. The implementations of these commitments are included in the detailed design of the Westinghouse critical sections.
- APP-GW-GLR-602, Rev. 1 specifies:
  - The welds that anchor the faceplates to the RC/SC connection are complete joint penetration (CJP) welds, as defined by AWS A3.0M/A3.0:2010. The welds that connect the faceplate to faceplate are also CJP welds.
- From DCD Rev. 19, Section 3H2.2:
  - The overall configuration of the shield building is established from functional requirements related to radiation shielding, missile barrier, passive containment cooling, tornado and seismic event protection. These functional requirements led to establishing the design based on two primary design codes used for nuclear plant structures: 1) ACI 349 for reinforced concrete design, and 2) ANSI/AISC N690 for structural steel design.

# Impact of Solar Heating on Thermal Loading

---

- Thermal loads have been evaluated conservatively for the Shield Building
  - Thermal load case only – factor of 20% increase included
  - Seismic + Thermal Cases
    - Winter  $\Delta T$ : 110F (70°F to -40°F)
    - Summer  $\Delta T$ : 45F (70°F to 115°F)
      - The effects of solar gain raises the outside surface temperature to 129°F when the ambient temperature is 115°F.  $\Delta T$  for summer condition still bounded by winter condition
      - For winter condition, the  $\Delta T$  would be reduced if solar gain is considered
  - The effects of solar gain for the summer case shows no significant effects for the load combination of ambient thermal plus SSE

## PCS Tank Background

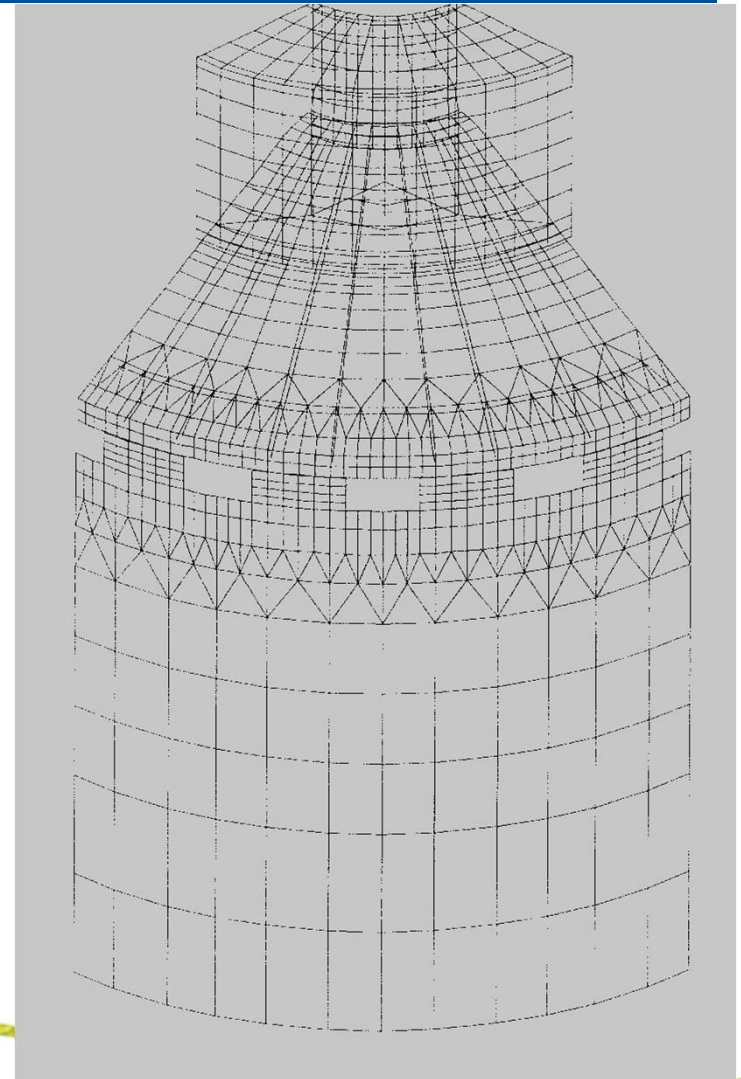
---

- As part of the resolution of the SSE plus normal thermal issue, WEC identified that the DCD Rev 18 was not updated to conform with a Shield Building Action Item
- The Action Item specified the application of hydrodynamic loads in the design of PCS tank
- Westinghouse has updated the calculations and the results are included in DCD Rev 19

# PCS Tank Design DCD Rev 15

## Hard Rock Design Certification

- Equivalent static analysis applying maximum acceleration from time history analyses
- Hydrodynamic load applied as pressure
- PCS exterior wall is a critical section with results summarized in the DCD

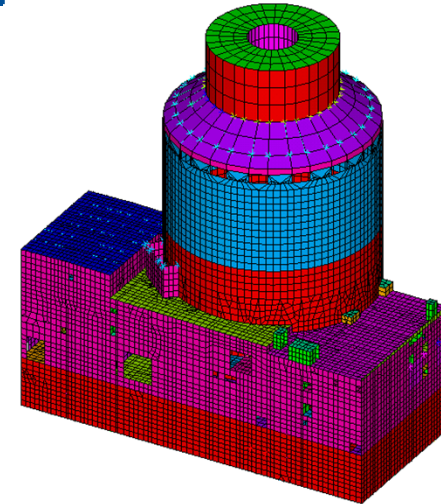




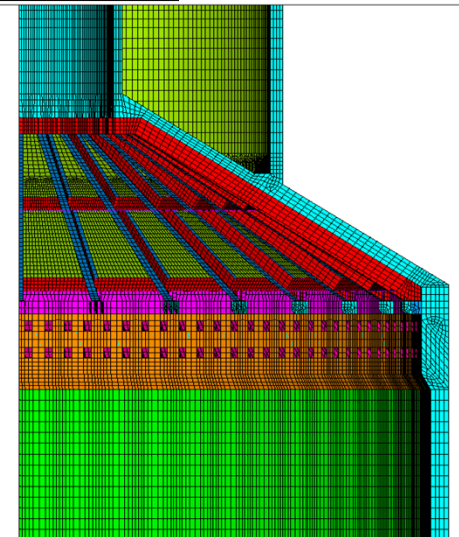
# PCS Tank Design DCD Rev 16-18

## Extension to Soil Sites

- Westinghouse adopted Response Spectrum analysis method using NI05 model for entire Nuclear Island Design
  - Including PCS Tank
- Equivalent static analysis was applied using detailed model applying maximum acceleration from time history analyses for selected portions of shield building roof design
  - Air Inlet & tension ring



with Kvt520 Soil Springs (Linear)





# PCS Tank Design Analysis

---

Action Item from NRC Shield Building Review (included in Shield Building Report)

- Required Westinghouse to apply equivalent static analysis to the PCS tank applying maximum acceleration from time history analyses
- A quadrant FE model of SB roof including the PCS tank, tension ring, and air inlet is used for the equivalent static analysis
- Design is performed using an equivalent static methodology similar to what was certified in DCD Rev. 15 and similar to method used for the air inlet structure and the tension ring
- Hydrodynamic loads are applied as pressure and validated against a time history analysis
- PCS tank design is described in DCD Section 3.7, 3.8. Appendices 3G and 3H
- The design of the reinforcement for the PCS tank critical sections is not changed in DCD Revision 19

---

# Questions

# AP1000<sup>®</sup> Design Certification




Summary of DCD Revision 19 Changes

Presentation to the ACRS

September 8, 2011

Westinghouse Electric Company LLC





# Agenda Topics

---

- Design Control Document Revision 19 summary
- Discussion Structural Analysis Changes
  - Shield building load combination
  - PCS tank structural design
- Containment vessel pressure analysis

# DCD Revision 19: Scope of Revisions

- DCD Rev 19 was required to capture the resolution of NRC staff confirmatory items
- Additional DCD text was designated with Tier 2\* controls:
  - Structural information including shield building details
    - Structural design information was added, designated, or clarified as Tier 2\*
  - Containment debris limits
    - The ACRS recommended that the containment debris limit be controlled
    - Information in Section 6.3 related to debris was designated as Tier 2\*
  - Additional Tier 2\* information was added in agreement with the NRC Staff based on regulatory requirements, guidance, and review.
- Clarifications and consistency improvements:
  - Chapter 16 Technical Specifications
  - Tier 1 editorial improvements
  - Referenced document citations



# DCD Revision 19: Scope of Revisions

- Conforming revisions to address confirmatory review of:
  - Shield Building Load Combination
  - PCS Tank Analysis Methodology
  - Containment Vessel Calculated Peak Internal Pressure
  - Each topic above and the changes included in DCD Rev. 19 were the subject of NRC public meetings
- The DCD Rev 19 “design” is the same as DCD Rev 18
- DCD R19 is ready for certification

***No design changes included in DCD Revision 19***



# DCD Revision 19

---

## **Shield Building Load Combination Topic**

- The design and analysis requirements for the Shield Building steel concrete composite wall including treatment of normal thermal plus seismic load combination evaluation is documented in new DCD section 3.8.4.5.5.
- Tables in Appendix 3H are updated to include the ambient thermal plus seismic load combination



# DCD Revision 19

---

## Shield Building PCS Tank Topic

- The use of equivalent static analysis for the PCS tank is summarized in Section 3.7
- Appendix 3G includes a more detailed description of the use of equivalent static analysis for the PCS tank
- A table (3H.5-15) and figure (3H.5-11, Sheet 6) added for additional design information on the PCS tank





# DCD Revision 19

---

## Containment Vessel Calculated Internal Peak Pressure

- New calculated peak internal pressure is 58.3psig (compared to 57.8 psig)
  - ACRS comment related to the water film steady state coverage and additional updates
- Section 6.2 was revised to address updated CV peak pressure
  - Input changes in mass and energy model and containment response model
- Conforming change in Technical Specifications

# Proposed RG 1.115, Protection Against Turbine Missiles

Simon C. F. Sheng

Division of Component Integrity  
(NRR)

Steven Jones

Division of Safety Systems

John Honcharik

Division of Engineering (NRO)

ACRS Subcommittee Meeting  
September 8, 2011

# Overview

- The ACRS Subcommittee Comments
- The GDC 4 Requirement
- The Current NRC Position on Protection Against Turbine Missiles
- Objectives of the Proposed RG 1.115
- Operating Experience since 1977
- Enhancements in the Proposed RG 1.115
- Industry Comments
- Conclusions

# The ACRS Subcommittee Comments

1. Clearly Define SSCs to be Protected
2. Consider Non-Nuclear Power Plant Experience
3. Consider Risk-Informed Approach
4. Provide Turbine Missile Risk Goal for New Reactors
5. Clarify Use of Table 1 and Use of Barriers (✓)
6. Clarify When Table 1 is Applicable (✓)
7. Expand RG to Include Detailed Technical Guidelines

# The GDC 4 Requirement

GDC 4, “Environmental and Dynamic Effects Design Bases,” requires:

“These structures, systems, and components [SSCs important to safety] shall be appropriately protected against dynamic effects, including the effects of missiles...that may result from equipment failures....”

# The Current NRC Position on Protection Against Turbine Missiles



- By Turbine Orientation  
RG 1.115 (July 1977)
- By Control of Turbine Missile Generation Frequency  
Hope Creek SER (July 1986)  
SRP 3.5.1.3, "Turbine Missiles" (March 2007)
- By Missile Barriers  
RG 1.115 (July 1977)

# Objectives of the Proposed RG 1.115

- Assures Turbine Failure Is a Negligible Contributor to Risk
- Makes the RG Self-Contained Including All Acceptable Protection Methods Against Turbine Missiles
- Clarifies SSCs to Be Protected from Turbine Missiles (ACRS Comment 1)
  - Includes Safe Shutdown Functions (e.g., Makeup Water, Heat Sink, and Long-Term Decay Heat Removal)
  - Excludes Functions Necessary Only for Other Unlikely Design Basis Events (e.g., High-Head Safety Injection and Containment)
- Assesses Operating Experience since 1977

# Operating Experience Since 1977



## Reassess Failure Data by Reviewing Before 1995

- NUREG-1275

## After 1995

- Licensee Event Reports (LERs)
- International Incident Reporting System
- INPO Significant Event Notifications

Purpose: To Explore the Possibility of Revising  
the Current  $P_1$  and  $P_4$  Criteria



# Defining $P_1$ , $P_2$ , and $P_3$

The Ultimate Concern: The Probability of Failure of an Essential System  $P_4$  Caused by Turbine Missiles

$$P_4 = P_1 \times P_2 \times P_3$$

- $P_1$ : The Probability of Turbine Missile Generation
- $P_2$ : The Probability of Ejected Missiles Striking an Essential System
- $P_3$ : the Probability of the Struck Essential System Losing Its Safety Function

# Findings on Review of Turbine Operating Experience



- An Event in 1991 Gives a Point Estimate of  $1\text{E-}3$  per Turbine-year for a Destructive Turbine Overspeed Event
- Turbine Operating Record has Improved in General During the Past 15 Years
- Still has Unignorable No. of Events Resulting in Scrams, Shutdowns, and Outage Delays Per Year

# Conclusions Based on Review of Turbine Operating Experience

- Consider Nuclear Power Plant Experience Only – Nuclear Operating Practices, Maintenance, Testing , and Inspections Changed After the Salem 2 Event (ACRS Comment 2)
- Operating Experience is Consistent with the Turbine Failure Rate of 1E-4 per Turbine-Year (RG 1.115)
- Maintain the Current Criteria of  $P_1$  (Hope Creek SER) and  $P_4$  (RG 1.115)

# Application of a Risk-Informed Approach

- Applications Conforming to RG 1.174 are Considered on a Case-By-Case Basis ([ACRS Comment 3](#))
- Risk Goal is not Defined for Turbine Missiles for New Reactors ([ACRS Comment 4](#))

# Enhancements in the Proposed RG 1.115



- Provides Guidance for High-Trajectory Missiles
- Define SSCs to be Protected (ACRS Comment 1)
- Clarifies the Current NRC Emphasis on  $P_1$  (in the 1986 Hope Creek SE and the 2007 SRP)
- Permits the Approach of Considering  $P_1$ ,  $P_2$ , and  $P_3$
- Validates Operating Experience (NUREG-1275, LERs, IRS, INPO, etc.) since 1977

# Provides Guidance for High-Trajectory Missiles

Different  $P_1$ s for Low-trajectory and High-trajectory Missiles

$$P_1 = P_{1f} \times P_{1p} + P_{1o}$$

- $P_{1f}$  is probability of disk failure based on Probabilistic Fracture Mechanics considering SCC
- $P_{1p}$  is probability of the failed disk piece penetrating turbine case based on energy dissipation (different values for LTMs and HTMs)
- $P_{1o}$  is probability of overspeed protection system failure (quickly resulting in disk failure and turbine case penetration)

# Clarifies the Current Emphasis on $P_1$

## Favorably Oriented

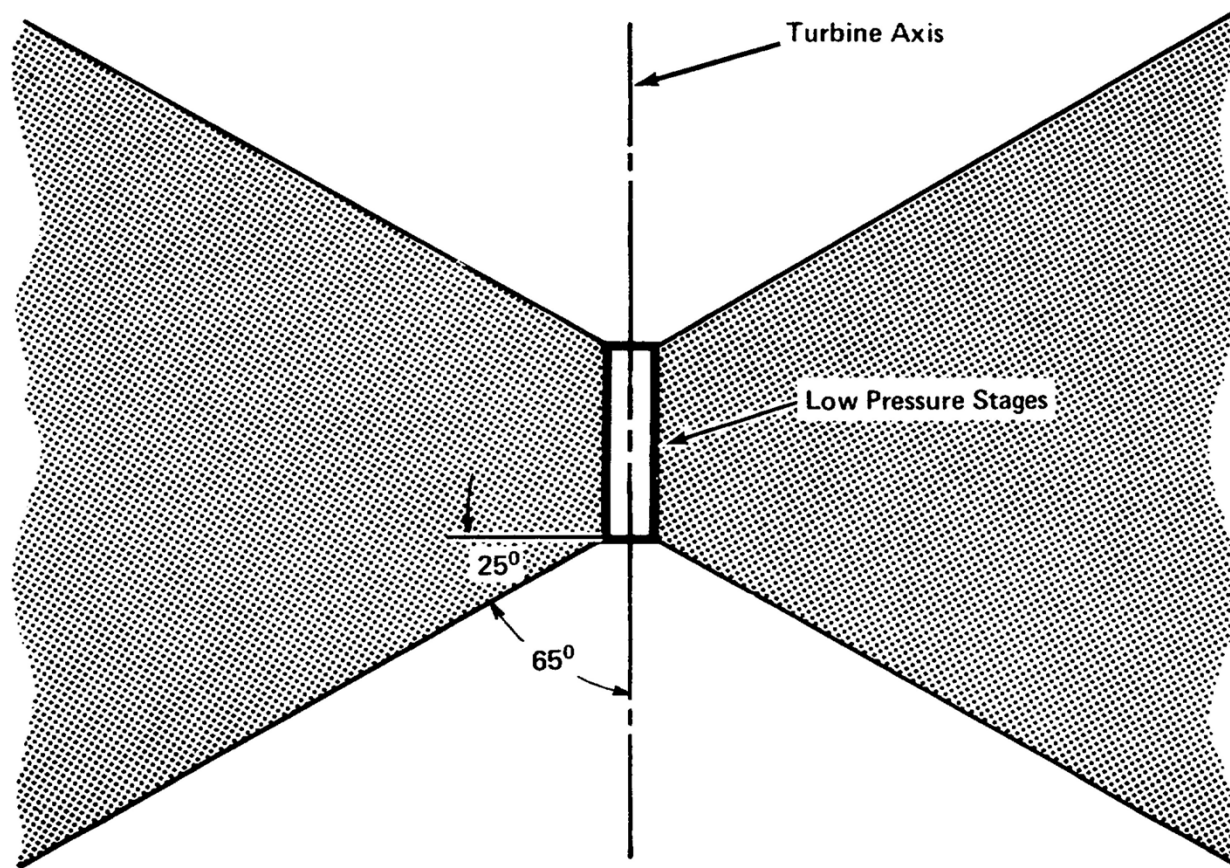
- Low-trajectory: no additional analysis (RG 1.115)
- High-trajectory:  $1E-4$  (1986 Hope Creek SER)

## Unfavorably Oriented

- Low-trajectory:  $1E-5$  (1986 Hope Creek SER)
- High-trajectory: No Additional Analysis since Low-Trajectory Analysis is Bounding



# Turbine Orientation





# Permits the Approach of Considering $P_1$ , $P_2$ , and $P_3$

## Unfavorably Oriented/Both Trajectories

$$P_1 (<1E-4) \times P_2 \times P_3 < 1E-7$$

## Features

- Retain the RG 1.115 criterion of  $1E-7$  for the probability of failure of an essential system caused by LTMs
- Relax the current  $P_1$  criterion for an unfavorably oriented turbine from  $1E-5$  to  $1E-4$  when  $P_2$  and  $P_3$  are also considered

# Industry Comments (Jan. 2010)



The Proposed RG Considers:

- Pathways for High Trajectory Missiles
- Robust Rotor Designs
- New Rotor Designs within Current Regulatory Process
- Credit for Existing Structures as Missile Barriers
- Sites with Multiple Units
- Applications Conforming to RG 1.174 on a Case-By-Case Basis
- Future Conforming Changes to the SRP
- Probability for Low-Trajectory Turbine Missiles Unchanged

Soliciting Comments Again is Required Because the RG Revision (ML103350136) Incorporating ACRS Comments is Rather Significant

The Proposed RG Considers

- Comments Involving Definitions and Wordings (Majority)
- Review of Risk-Informed Approach on a Case-by-Case basis to include Generic Application

# Conclusion

## The Proposed RG 1.115

- Becomes Self-contained, Providing Preferred and Acceptable Approaches and Acceptance Criteria Against LTMs and HTMs
- Is Consistent with the Current Criteria Emphasizing P<sub>1</sub>
- Considers the Approach Using P<sub>1</sub>, P<sub>2</sub>, and P<sub>3</sub>
- Considers Risk-Informed Approach Case-by-Case
- Has Considered 2010 and 2011 Industry Comments
- Has Fully Addressed 6 of 7 ACRS Comments
  - Will Explore Means to Provide Detailed Technical Guidelines as a Long-Term Goal (ACRS Comment 7)



# AP1000<sup>®</sup> Design Certification

Summary of DCD Revision 19 Changes  
Presentation to the ACRS  
September 8, 2011

Westinghouse Electric Company LLC



Westinghouse Non-Proprietary Class 3





# Agenda Topics

---

- Design Control Document Revision 19 summary
- Discussion Structural Analysis Changes
  - Shield building load combination
  - PCS tank structural design
- Containment vessel pressure analysis



# DCD Revision 19: Scope of Revisions

- DCD Rev 19 was required to capture the resolution of NRC staff confirmatory items
- Additional DCD text was designated with Tier 2\* controls:
  - Structural information including shield building details
    - Structural design information was added, designated, or clarified as Tier 2\*
  - Containment debris limits
    - The ACRS recommended that the containment debris limit be controlled
    - Information in Section 6.3 related to debris was designated as Tier 2\*
  - Additional Tier 2\* information was added in agreement with the NRC Staff based on regulatory requirements, guidance, and review.
- Clarifications and consistency improvements:
  - Chapter 16 Technical Specifications
  - Tier 1 editorial improvements
  - Referenced document citations

# DCD Revision 19: Scope of Revisions

- Conforming revisions to address confirmatory review of:
  - Shield Building Load Combination
  - PCS Tank Analysis Methodology
  - Containment Vessel Calculated Peak Internal Pressure
  - Each topic above and the changes included in DCD Rev. 19 were the subject of NRC public meetings
- The DCD Rev 19 “design” is the same as DCD Rev 18
- DCD R19 is ready for certification

***No design changes included in DCD Revision 19***





# DCD Revision 19

---

## **Shield Building Load Combination Topic**

- The design and analysis requirements for the Shield Building steel concrete composite wall including treatment of normal thermal plus seismic load combination evaluation is documented in new DCD section 3.8.4.5.5.
- Tables in Appendix 3H are updated to include the ambient thermal plus seismic load combination



# DCD Revision 19

---

## Shield Building PCS Tank Topic

- The use of equivalent static analysis for the PCS tank is summarized in Section 3.7
- Appendix 3G includes a more detailed description of the use of equivalent static analysis for the PCS tank
- A table (3H.5-15) and figure (3H.5-11, Sheet 6) added for additional design information on the PCS tank



# DCD Revision 19

---

## Containment Vessel Calculated Internal Peak Pressure

- New calculated peak internal pressure is 58.3psig (compared to 57.8 psig)
  - ACRS comment related to the water film steady state coverage and additional updates
- Section 6.2 was revised to address updated CV peak pressure
  - Input changes in mass and energy model and containment response model
- Conforming change in Technical Specifications



---

# Questions and Discussion



# **AP1000<sup>®</sup> Design Control Document – Containment Pressure Analysis**

Presentation to the ACRS  
by Westinghouse Electric Company, LLC  
September 8, 2011

# Containment Peak Pressure Analysis Overview

---

- Peak pressure of 57.8 psig reported in DCD Revision 18
- Increased the steady state PCS water coverage time delay input value to resolve an ACRS review comment
  - Containment peak pressure calculated to be 58.1 psig
- Additional input changes to the LOCA M&E model and containment model input were made to address other items that could affect the peak containment pressure reported in the Technical Specifications.
- Peak pressure of 58.3 psig reported in DCD Revision 19

# Containment Peak Pressure Analysis Overview

---

- Components of containment peak pressure calculation
  - M&E release methodology
  - M&E model inputs
  - Containment response methodology
  - Containment response model inputs
- The approved methodology that is applied in the M&E and containment response evaluation models is conservative
- Changes were made to the evaluation model inputs
  - Corrections applied in the conservative direction
  - Changes to reflect updated plant design information

# Containment Peak Pressure Analysis Overview

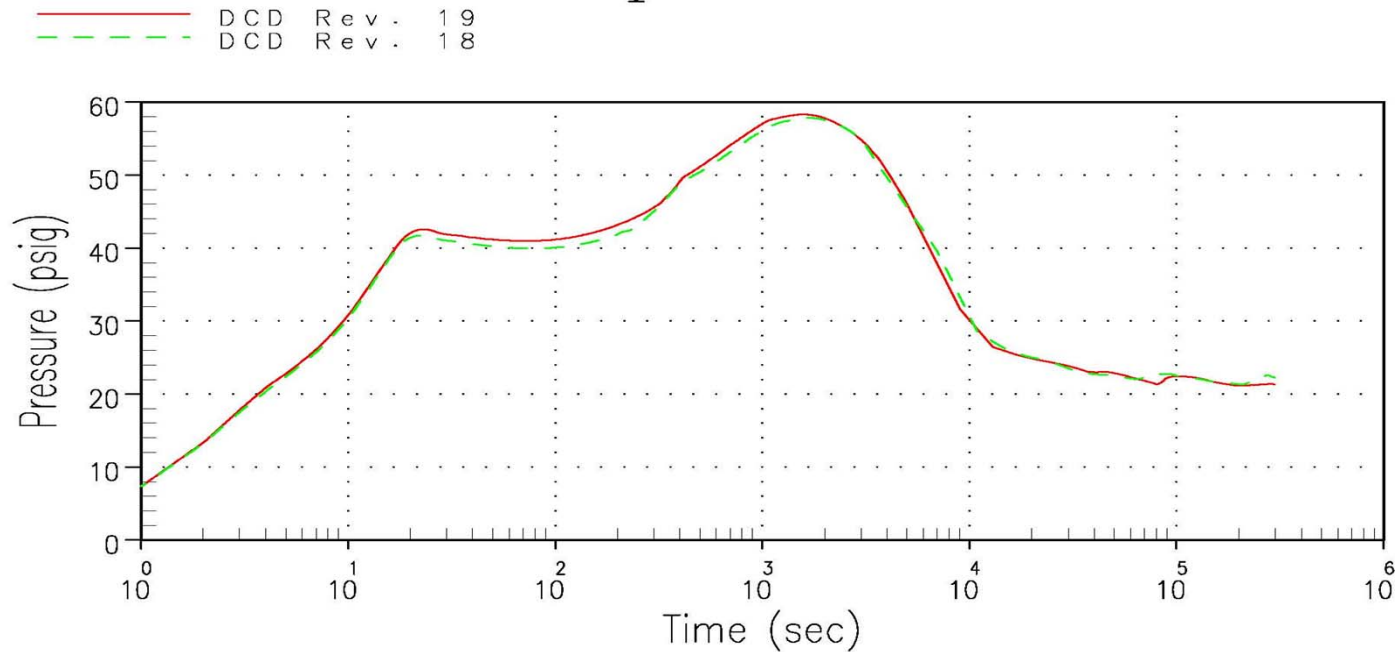
---

- Existing heat sinks in containment model were credited in order to
  - Offset model input changes impact on peak containment pressure
  - Maintain roughly same amount of margin reported in DCD Rev. 18
- Analysis performed in accordance with approved methodology
- New DCD Table 6.2.1.1-10 generated to capture key parameters (surface area, volume, material) of new heat sinks as Tier 2\* information



# Summary of Containment Pressure Analysis Results

## Containment Response for DECLG LOCA



# Solar Radiation Impact on LST Data

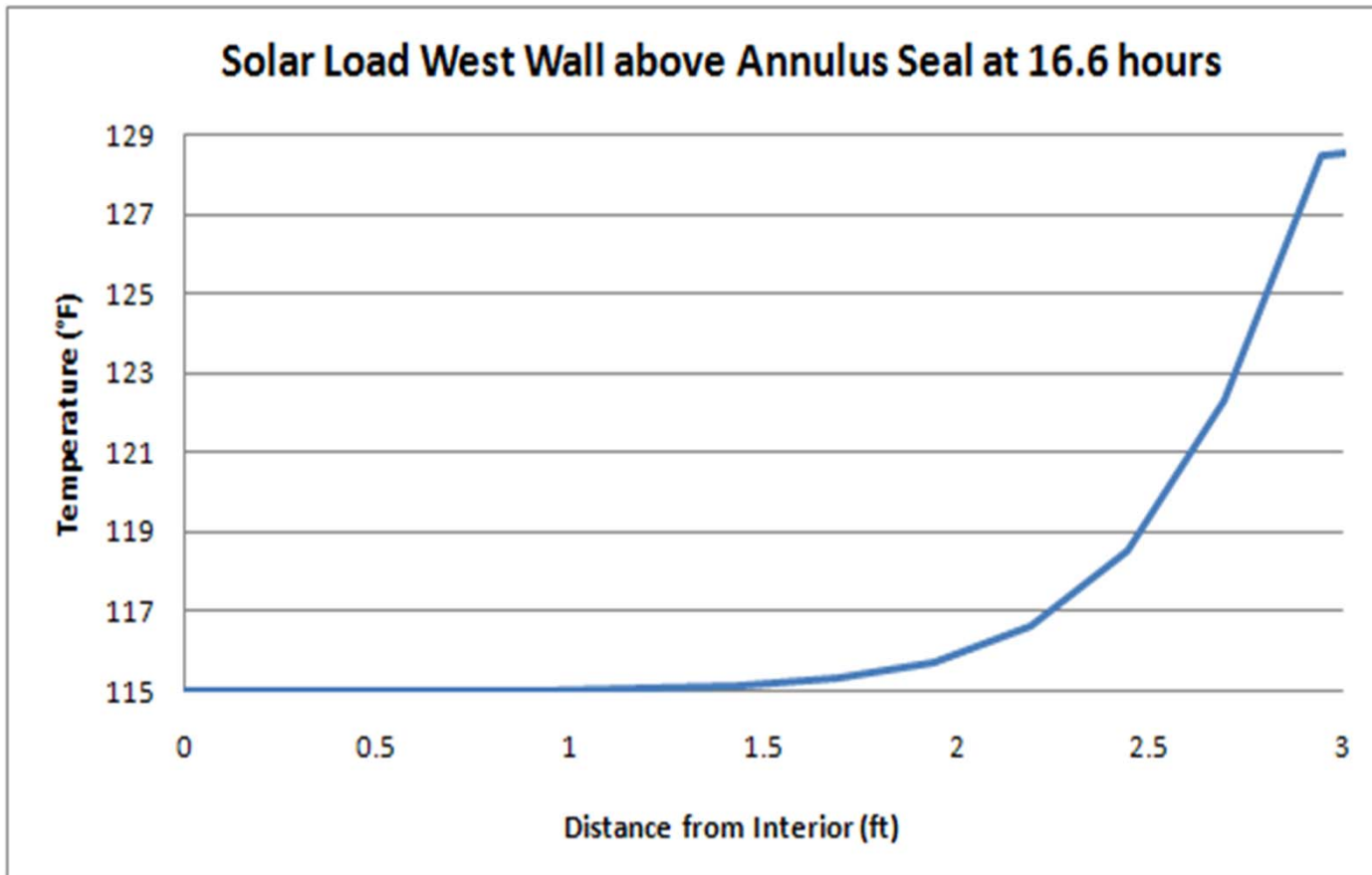
---

- ACRS requested further review concerning impact of solar radiation heating on the large-scale passive containment cooling test results and application to the containment evaluation model
- LST data were used along with data from other tests to validate the convective heat transfer and the condensation heat and mass transfer correlations
  - Solar radiation had no impact on the LST data that were used for validation of the condensation heat and mass transfer correlation
  - Solar radiation did have some impact on the LST data that were used for validation of the convection heat transfer correlation, but the heat flux data were adjusted to account for this impact

# Conclusions

---

- Model input changes were made to address items affecting the peak containment pressure reported in the Technical Specifications
- No changes were made to the plant design
- Peak containment pressure remains under 59 psig
- NRC has reviewed the modeling changes, requested additional information and found the changes and responses to be acceptable
- Solar radiation – no impact on validation of the condensation correlations; the impact on validation of the convection correlation was addressed in the data evaluation



# Effect of Solar Radiation on Calculated Peak Pressure

---

- The conservative Shield Building heat-up calculation resulted in an increase of the interior wall temperature of  $\sim 0.001$  °F. Therefore, an insignificant amount of heat would be added from the inside surface.
- Assume the average incoming air temperature increases by  $3.5$ °F ( $0.25 \cdot 129$  F +  $0.75 \cdot 115$  F) due to solar heating of the outside surface of the Shield Building.
- The increase in the calculated peak containment pressure has been calculated to be  $0.05$  psi for a  $10$  F increase in the ambient air temperature
- Therefore, a conservative calculated increase in peak containment pressure would be less than  $0.02$  psi

Dept of Philosophy  
135 Baker Hall  
Carnegie Mellon University  
Pittsburgh PA 15213

August 12, 2011

Mr Weidong Wang, Senior Engineer  
ACRS/TSB, Nuclear Regulatory Commission  
Mailstop 2 E26 TWFN  
Rockville, Maryland 20852

References:

1. Email from Billy Gleaves, Sr Project Manager dated 28 June 2011, "RE: Request to listen via teleconference [PUBLIC MEETING WITH WESTINGHOUSE ELECTRIC COMPANY ON THE AP1000 DESIGN CERTIFICATION - SHIELD BUILDING ROOF PASSIVE CONTAINMENT COOLING WATER STORAGE TANK ANALYSIS Thursday, June 30, 2011 9:00 a.m. - 11:30 a.m.]"
2. "Evaluation of the Effect of the AP1000 Enhanced Shield Building Design on the Containment Response and Safety Analysis", APP-GW-GLR-097, Rev. 1, submitted to the NRC as part of docket on AP1000 rulemaking, as enclosure 4 to DCP-NRC-002998, August 6, 2010.
3. "A Review -- Cooling by Water Evaporation Over Roof" by G. N. Tiwari, A. Kumar, and M. S. Sodha, in *Energy Conversion Management*, Vol. 22, pp. 143 to 153, 1982.
4. Letter from S G Sterrett to Billy Gleaves dated 7 July 2011 "Thermal loads and effects due to radiative heating and cooling of AP1000 shield building exterior surface, which are in addition to all thermal loads and effects due to ambient air temperature" (Written question submitted regarding PUBLIC MEETINGS WITH WESTINGHOUSE ELECTRIC COMPANY ON REV 19 OF THE AP1000 DCD that were held on June 30, 2011)

**SUBJECT: Question for ACRS Meeting on August 16th, 2011 (Rev 19 of AP1000 DCD) concerning whether solar radiation on the physical model was accounted for in interpreting experimental data in the "Large Scale Test" that was used to validate WGO THIC, which is used in Rev 19 calculations for predicting heat and mass transfer aspects of the effectiveness of Passive Containment Cooling System in reducing containment pressure.**

1. Background to the Problem
2. Technical Discussion of the Problem
3. Question to the ACRS about WGO THIC validation for Rev 19 Containment Pressure Calcs
4. Concluding Remark on Significance of Question

**1. Background to the Problem** (from which the question about WGO THIC validation using the PCS (Passive Containment Cooling System) Large Scale Test (LST) arises)

In the meetings about Rev 19 of the AP1000 DCD held on June 30, 2011, the topic of including thermal loads on the AP1000 shield building was discussed, and various sections of revision 19 of the AP1000 DCD were cited, including Appendix 3H. In an earlier letter addressed to the NRC's Billy Gleaves, (Ref. 4), which I attach to this letter for convenience, I discussed that issue as it related to the AP1000 nuclear safety accident analyses and analysis of the shield building

structure: It is clear from looking at the values of the thermal loads listed in Appendix 3H of Rev 19 of the AP1000 DCD that Westinghouse assumed the building exterior surface temperatures to be bounded by the ambient air temperatures. It is also a matter of very basic science that doing so is not correct.

The quantitative values of the neglected quantities are not small (~ 30 degrees F or more difference added onto the high end of the range; about half that added on the low end of the range). The data presented by Westinghouse in Appendix 3H of Rev 19 of the AP1000 DCD implies that Westinghouse and/or the NRC staff did not consider, and/or did not realize that it was relevant to take into account the fact that there can be radiative heating of an exterior surface due to the sun, and radiative cooling of an exterior surface due to radiation to the night sky. These temperature changes are distinct from, and in addition to, seasonal and daily temperature changes due to seasonal and daily temperature changes in the ambient air temperature.

The fact that Westinghouse made this error (neglecting the effect on building exterior surface temperatures due to radiative heat gains due to the sun (solar radiation) and radiative losses to the night sky) in the work done for the Rev 19 changes raises the question of whether there is a more fundamental problem with the safety analysis of the AP1000: if they really didn't know that they needed to consider the effect of heat of solar radiation for the Rev 19 calculations for the shield building exposed to the sun, did they know to do so when interpreting the test results of the Large Scale Test of the Passive Containment Cooling System? The steel containment as installed is inside the concrete shield building and is not exposed to the sun, so there would be a problem if the scale model of the steel containment was exposed to the sun during the test.

In a Westinghouse document submitted as part of Rev 19, the following photograph of the Large Scale Test Facility is provided:

Westinghouse Non-Proprietary Class 3




Figure 6-4: Large Scale Test Facility

If the above is a photograph of the site on which the test was performed (i.e., if the test was performed outdoors during the day), which I believe it is, then the wetted surface of the Large Scale Test (LST) of the Passive Containment Cooling System (PCS), was in the presence of the sun when the experimental test data was taken. The figure below, which is from an article in an engineering journal (Ref. 3) is applicable to that situation, and the factors depicted in it need to be taken into account when interpreting the test data:

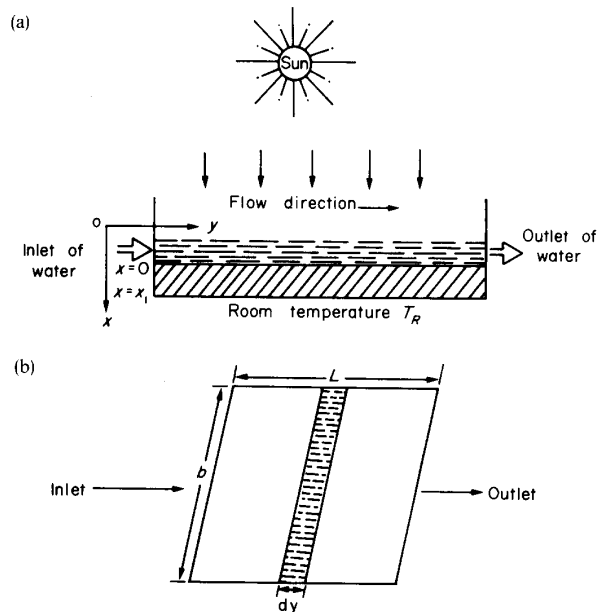


Fig. 1. (a) Schematic sketch of, "Flowing water over the roof" system. (b) Overside view of the flowing water system.

Now, compare the two situations: the PCS LST physical model in the outdoors, and the PCS under the conditions at which it is supposed to operate:

### Large Scale Test (LST) -- Outdoors in Presence of Sunlight

The above figure (Figure 1 of Tiwari 1981) correctly depicts the role of the sun in the **Large Scale Test situation** of the Passive Containment Cooling System (PCS) LST, which, it appears, was performed outdoors, in the presence of sunlight.

In the LST model, which is a physical model, the baffle/shield building was represented, if at all, using a *transparent* material. **The physical model's being in the presence of sunlight thus aided evaporation in the PCS LST test.**



Conditions under which AP1000 PCS is designed to operate -- Inside shield building, largely shielded from Sunlight

The **installed situation** for which the AP1000 Passive Containment Cooling System is to perform its safety function of heat removal from the steel containment is *inside* the concrete shield building, and the concrete shield building is *opaque* to solar insolation. Whatever the weather outdoors, the wetted surface of the steel containment from which evaporative losses are taken credit for in the AP1000 safety analysis is largely shielded from receiving the benefit of sunlight (solar insolation) in the situation in which the PCS operates, as installed in an AP1000 nuclear power plant.

Thus there might well have been more evaporation, and more heat removal, earlier, in the LST experimental test situation than there will be in the situation in which the PCS is actually to operate when installed in an AP1000 nuclear power plant. At any rate, accuracy calls for considering the important relevant factors in a calculation, and the factor of whether or not a surface is in the presence of solar radiation or not is a relevant factor in the calculation of heat transfer.

I have so far not run across any discussion of the fact that the test model of the steel containment shell was located in the sun whereas the actual containment is located within the shield building, largely shaded from sunlight.

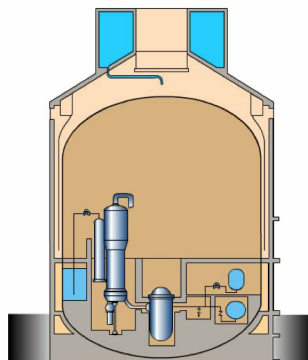
## **2. Technical Discussion of the Problem**

### **2a. WGOthic Validation of Indoor Systems Using Outdoor Test**

The problem is that it appears that in the test situation (PCS LST) against which the computer code WGOthic was compared, the wetted surface was exposed to solar insolation (i.e., radiative heating from sunlight was present), whereas the situation WGOthic is being used to make predictions about is one in which it is not: inside the shield building, which is where the PCS delivers the water film over the steel containment. The interior is largely shielded from sunlight. The Westinghouse presentation at an NRC meeting on 30 June 2011 presented this figure:

### **Passive Containment Cooling**

AP1000



It was also stated that the computer code WGOthic was used in the safety analysis for the AP1000 to predict PCS effectiveness in removing heat from the containment, and thus to predict its effectiveness in reducing containment pressure. Per the docket materials submitted describing the analysis performed in calculating containment pressure for Rev 19 changes, the computer code was validated by comparing the results that WGOthic predicted for the LST test with the results obtained experimentally in the LST test.

Since the LST test was conducted in the presence of sunlight, and the WGOthic model of the PCS performance was validated against it, won't the WGOthic model of the AP600/AP1000 containment response tend to *overestimate* the evaporative losses that will occur when the PCS operates as installed in the AP1000 plant? I ask this because, in the AP1000 plant, as in the AP600 plant, the wetted containment surface is indoors, in the dark, inside the shield building. Since evaporative losses *reduce* containment pressure, doesn't this mean that, unless the effect of the sunlight is quantified and accounted for in some way, using this approach to validate a computer code such as WGOthic results in a computer code that *underestimates* the containment pressure?

2b. Some Points of Basic Physics

The symbol for solar radiation in the cited paper (Tiwari 1981) is  $H_s$ , as indicated in the nomenclature list on the first page of the paper.  $H_s$  occurs in the general energy balance equation for figure 1(b) in Tiwari 1981's paper (reproduced above). The general energy balance is equation (2) of the Tiwari 1981 paper; **the energy balance is basic physics and not a matter of controversy or interpretation.**

-----  
 Referring to Fig. 1b, the energy balance equation for water moving over the roof along y-direction is

$$\left( b d \rho_w c_w \frac{\partial T_w}{\partial t} + \dot{m}_w c_w \frac{\partial T_w}{\partial y} \right) dy = [\tau_1 H_s - Q_r - Q_e - Q_c + h_0(\theta|_{x=0} - T_w)] b dy$$

where (2)

I would like to emphasize something I said as a participant via telephone in the NRC public meeting that was held on the morning of June 30th, 2011: that *neither the effect of radiative heat gains (via solar radiation) nor the effect of radiative heat losses (via radiation to the night sky) is captured by considering the effect of ambient air temperature.*

To get this point across, I draw your attention to the portion of Tiwari's paper on cooling by water evaporation over roofs that makes a general comment about the cycles of solar radiation and cycles of temperature change due to daily night-and-day cycles. This paragraph of the paper (p. 146) makes clear that they are two distinct factors.  $H_s$  is the symbol for solar radiation, and  $T_a$  is the symbol for ambient air temperature:

On account of their periodic natures, solar insolation and ambient air temperature can be Fourier analysed in the form

$$H_s = a_0 + \sum_{n=1}^{\infty} a_n \exp(in\omega t) \quad (7a)$$

and

$$T_a = b_0 + \sum_{n=1}^{\infty} b_n \exp(in\omega t) \quad (7b)$$

To put this in nontechnical terminology: The *difference between ambient air temperature in night and in day* is one thing (*diurnal cycling, indicated by (7b)*), and the *difference due to the very presence or absence of solar insolation* is another thing. The *presence or absence of solar insolation* is the difference between *being in the shade and being in direct sunlight, at the same ambient air temperature* (indicated by (7a)).

Both diurnal *thermal cycling* (due to ambient air temperature daily cycles) and daily temperature variation due to *solar insolation* can be periodic for a particular engineering project, and both are in some manner due, ultimately, to the heat of solar radiation. They are, however, two *distinct*, quantifiable effects whose variation does not coincide in time and place, and neither includes the other.

2.c. Conclusion of the above considerations: The effects of solar insolation (sunlight hitting the surface of something) that were present in the Large Scale Test of the Passive Containment Cooling System (and so aided evaporation), but which are not going to be present in the actual situation to which the safety analysis applies (since the wetted surface from which evaporation is supposed to take place is indoors, shielded from sunlight), should be quantified and subtracted from the LST test results before comparing it to the WGO THIC analysis. The question is: was this done? Did the ACRS check whether it was done when they approved the designs based upon the analyses using the computer models whose validation appealed to this test? The difference between the test situation and the situation for which WGO THIC is to be used for prediction needs to be taken into account in some manner. Otherwise, the LST does not serve to validate the WGO THIC analysis for the PCS as it will perform when it is installed and used in the AP1000 plant.

The photograph of the Small Scale Test Facility, also taken from material submitted for rev 19 of the AP1000 DCD, likewise portrays it outdoors, so agreement between the small scale test experiments run on this facility, and the large scale tests cannot be appealed to in order to dismiss the significance of the test being performed outdoors:




Figure 6-3: Small Scale Test Facility

APP-GW-GLR-087 Rev. 2

22

### **3. Question to the NRC ACRS about WGOthic validation for Rev 19 Containment Pressure Calculations**

QUESTION: Did the NRC review how the difference between:

(i) the Passive Containment Cooling System Large Scale Test (PCS LST) test situation, in which solar insolation (the presence of sunlight, i.e., solar radiation) aided evaporation,

and

(ii) the situation to which the AP1000 computer-based safety analysis (using the WGOthic computer code) applies, in which the wetted surface is not exposed to sunlight and solar insolation does *not* aid evaporation,

is accounted for when appealing to the PCS LST experimental test results to validate the use of the WGOthic computer code analyses for predicting the effectiveness of the PCS in reducing containment pressure? Radiative effects act in addition to convection and conduction, and affect the calculated peak containment pressure.

I note that the analysis for Rev 19 shows that the margins on containment pressure have been further narrowed to the point of almost vanishing, even after much so-called "pencil sharpening" (taking credit for things for which credit was not previously taken).

Can the ACRS Committee members say whether, and, if so, how, the effects of solar insolation were quantified and subtracted from the LST test results when using the PCS LST to validate the WGOthic results for use in the AP1000 design certification? Or, whether this dissimilarity between the test and the situation about which WGOthic is being used to make predictions in the safety analysis is accounted for in some other way? If not, can you indicate what the NRC staff ought to do (or require of the applicants) concerning quantifying these effects to determine how they would change the NRC's safety evaluation of Rev 19 of the AP1000 safety analysis?

#### **4. Concluding remark on significance of the question**

*Put briefly*, the question above arises because it appears that on the AP1000 a scale model test of evaporative effectiveness performed outdoors in sunlight was used to validate predictions for a process that does not occur in the presence of sunlight. (I.e., a computer program was validated for the purpose of predicting quantitative values arising from a physical process *in which evaporation is important* and that occurs in the *absence* of sunlight, using a scale model test that was performed in the *presence* of sunlight.) I emphasize that the factor that was neglected is a matter of basic science, not a matter of interpretation or analysis methodology.

*Put in terms of an everyday example*, it seems to me that this would be akin to validating computer model predictions for a device that its manufacturer claims will rapidly dry clothing indoors in a darkened room, by constructing a physical model of the device and setting it outdoors in sunlight. That is, saying that the PCS LST scale model test validates the predictions of a WGOthic computer analyses of the effectiveness of the PCS in removing heat via evaporative heat losses is analogous to referring to the experimental tests of a clothes-drying device from data collected on a model of it used while outdoors in the sun, and then saying: look, my computer predictions were confirmed and I have thus proved how speedily this device works! My computer model calculations predicting how quickly water will evaporate when using this device indoors in the dark are now validated!

S G Sterrett  
Special Faculty - Research Associate  
Department of Philosophy  
135 Baker Hall  
Carnegie-Mellon University  
Pittsburgh PA 15213

Attachment -- Reference 4 is an attachment to this letter.

**Remarks by S G Sterrett, Carnegie-Mellon University, Pittsburgh PA**  
**(slide images have been incorporated into the text below)**

(to accompany slideshow of SterrettSlidesACRSMeeting16August2011.pdf )

**[conveyed via telephone from Pittsburgh around 3:50 pm on August 16th, 2011 to the meeting of the ACRS (Advisory Committee on Reactor Safeguards) Subcommittee on the AP1000, held at the Nuclear Regulatory Commission headquarters in Rockville, MD]**

*Thank you for allowing me time to speak today.*

*For the record, this is Dr Susan G Sterrett, of Carnegie Mellon University. Prior to my academic career, I worked in the nuclear power industry, including work in structural mechanics and work in fluid systems design. Although I did some work on Westinghouse passive plant designs, I never worked specifically on the AP1000. I obtained the information referred to here from the materials made available to the public on the NRC's website.*

*ACRS members have been given two letters laying out detailed reasoning and technical references for the two issues I raise; my oral remarks will be brief summaries.*

---

# Forgetting About the Sun:

two different issues that arise for API000 Rev 19  
Calculations

---

S G Sterrett, Carnegie-Mellon University  
ACRS Meeting August 16th, 2011  
Rockville, MD

---

In the midst of the severe heat waves our nation has been experiencing this summer, there have been news reports of road and bridge surface temperatures exceeding 140 degrees F, of airports that have closed because their concrete runways buckled<sup>1</sup>, of concrete roads, ramps, and bridges that have buckled<sup>2 3 4 5</sup>, and of water pipes across the US that have burst open from thermal loads<sup>6</sup>. These effects remind us *of the powerful effects of the sun* because they are effects that are not due to air temperatures alone, but to the effects of sunlight heating up surfaces,

---

<sup>1</sup> "Tim McClung with the Iowa Department of Transportation's Office of Aviation said at least two airports have reported buckling concrete runways, shutting down both." [http://journalstar.com/news/state-and-regional/nebraska/article\\_c4dca640-2d40-52eb-b3e8-e48a84962414.html#ixzz1V6JhQXaW](http://journalstar.com/news/state-and-regional/nebraska/article_c4dca640-2d40-52eb-b3e8-e48a84962414.html#ixzz1V6JhQXaW) viewed on August 15, 2011.

<sup>2</sup> <http://www.myfoxdfw.com/dpp/traffic/080311-heat-causes-roads-to-buckle>. The high temperatures were a surprise to many, and are known only because of sensors put in for another reason: "Lege said the NTTA roadway sensors were originally installed to detect problems in freezing temperatures. She never imagined they'd record such high measurements." Read more on myFOXdfw.com: <http://www.myfoxdfw.com/dpp/traffic/080311-heat-causes-roads-to-buckle#ixzz1V6IQGmua> viewed on August 15, 2011.

<sup>3</sup> <http://www.youtube.com/watch?v=J8RlcnC6kcA>

<sup>4</sup> "Excessive heat also will cause concrete to expand, which can lead to buckling along roads, bridges, sidewalks and other thoroughfares made of the material." <http://www.constructionequipmentguide.com/Midwest-Roads-and-Rails-Buckle-Under-Intense-Heat/16696/>

<sup>5</sup> There are far too many events of concrete roads, bridges, and other structures buckling in the heat this year (summer 2011) to list. They have occurred across the nation, from the southern regions in Texas to the northern ones in Wisconsin, and lots of places in between. Articles reporting these events can easily be located using a search engine for items in the "news" category, and limiting the search to the past few months.

<sup>6</sup> <http://www.cnn.com/2011/US/08/13/water.infrastructure/index.html>

i.e, of solar thermal radiation. There is a heat influx due to the sun that is not captured by considering air temperatures alone. Correct engineering design and analysis must recognize that.

The problem is that the AP1000 analysis seems to have forgotten about the sun.

Today I want to talk about how this error -- this false assumption -- affected rev 19 calculations. The error must be corrected, and today I will try to explain why.

---

**Forgetting About the Sun Issue #1:**  
**Forgetting about Heat of Solar Radiation on the  
Exterior Surface of the Concrete Shield Building**

- Rev 19 analyses per Appendix H (as of June 30th, 2011):
  - falsely assumes that range of exterior surface temps of concrete shield building is same as range of the outdoor ambient air temperatures.
  - analyses and conclusions incorrect because temp of concrete shield building exterior surface can be much hotter than ambient due to solar radiation, and much cooler than ambient due to radiation to night sky.
  - variety of calcs should be affected: calculation of peak containment pressure, thermal loads, stresses & displacements of concrete shield building, concrete max temperature, PCS water tank temperature, etc.



---

## "Forgetting about the sun Issue #1"

---

-- The calculations of thermal loads on the shield building in the rev 19 documentation submitted to the NRC reveal that a false assumption had to have been employed, since the maximum temperature used in the calculations is never higher than the maximum ambient air temperature, nor lower than the minimum ambient air temperature. Whereas, we *know* that the building exterior surface can get hotter than the ambient air due to solar radiation -- *much* hotter -- and that it can get much cooler than the ambient air due to radiation to the night sky.

-- It is important to understand the significance of this error; I worry that the NRC staff does not understand that **many** calculations are affected by this **false assumption**, not just the concrete temperatures. The safety significance is the role of the heat input from the sun -- it is a flux, a heat RATE, into the reactor building, not merely an initial temperature condition. I've listed some affected calculations on the slide; notice that peak containment pressure is one of them. Heat transfer to and from the reactor building is a very important factor in the safety analysis of this passive plant. Throughout all of the AP1000 supporting technical documents I have seen, I have not once seen the radiative heat fluxes from the sun or to the night sky depicted. They are important to the conclusions of the safety evaluation of the effectiveness of the Passive Containment Cooling System in removing decay heat in an accident situation. This must be corrected.

**Forgetting About the Sun Issue #1:  
Forgetting about Heat of Solar Radiation on the  
Exterior Surface of the Concrete Shield Building**



The sun heats surfaces exposed to it by radiation.

It increases surface temperatures of the things it shines on.

The AP1000 concrete shield building is no exception.

(Similarly, when sun not shining, heat is radiated back to night sky, decreasing surface temperatures.)

Here is the applicant's sketch of an AP1000 on a sunny day. There is a nuclear fission reactor inside the shield building. There is also the nuclear fusion reactor 92 million miles away. Both are sources of heat input.

The error I am pointing out is a simple matter of basic physics: The sun shining on the AP1000 reactor building will add heat to it by the mechanism of thermal radiation; by the same mechanism of thermal radiation working in the opposite direction, the AP1000 reactor building will lose heat to the night sky. These thermal transfers are **in addition to** heat transfer due to convection and conduction. It is that simple. Yet this simple fact seems not to be reflected in the AP1000 calculations. It seems to be missing from analyses sketches setting up heat balances that are used to derive equations or upon which reasoning of all sorts, including reasoning from experimental test results, is based.

It leads one to ask: is it just the understanding of the effect of solar radiation on the shield building that is affected by the error of forgetting about the sun? The answer is no. That leads to issue #2.

---

## "Forgetting about the sun Issue #2:"

---

**Forgetting About the Sun Issue # 2:**  
**Forgetting about solar radiation on exterior surface  
of physical models of evaporative cooling of containment  
used to validate WGOETHIC computer code (?)**

- Calculations of peak containment pressure, which depends upon evaporative cooling of the steel containment dome wetted by Passive Containment Cooling System flow, were redone for API1000 Rev. 19.
- API1000 Rev 19 calcs of peak containment pressure used WGOETHIC computer code; WGOETHIC was validated by comparing its calculated results to experimental ones for a physical model test in which dome was wetted.
- But test model was out in the sun (?), so solar radiation would have aided evaporation -- how did the validation of WGOETHIC account for that? If effect of the sun not accounted for, the validation of WGOETHIC for analyses of Passive Containment Cooling System effectiveness in accident mitigation is not valid. *Did they remember to account for the sun or did they not? If so, how?*

According to the applicant's submittal of the rev 19 changes, the peak containment pressure, which is extremely important to public safety, was calculated using the WGOETHIC computer code. Keeping peak containment pressure sufficiently low to protect the public relies upon evaporative cooling of the steel containment, which is wetted by flow from the Passive Containment Cooling System. The steel containment is located *inside* the concrete shield building.

As explained in the rev 19 submittal, WGOTHIC was validated using a physical model test in which the dome was wetted -- but this experimental test appears to have been run outdoors, in the sun. I could find no discussion of, nor any recognition of, the significance of this difference between the experimental setup and the situation for which the calculations were made.

The side by side pictures on this slide may help make the point clear: "The test setup used to validate the applicant's WGOTHIC computer code (i.e., the methodology of calculation of evaporative losses and of peak containment pressure) is pictured on the left; the situation for which WGOTHIC was used for calculations is on the right.

Forgetting About the Sun Issue # 2:  
**Forgetting about solar radiation on exterior surface of physical models of evaporative cooling of containment used to validate WGOTHIC computer code (?)**

Westinghouse Non-Proprietary Class 3


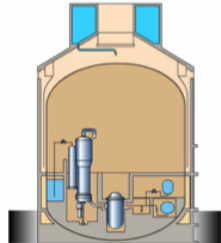


Figure 4-6. Large Scale Test Facility

APP-107-06-0001 Rev. 2

**Passive Containment Cooling**




The test setup used to validate WGOTHIC code (methodology of calculation of peak containment pressure) is pictured on the left; the situation to which WGOTHIC was applied is on the right.  
*One is in the sun; the other is not.*  
**How was the difference accounted for in interpreting test results to validate calc methodology in WGOTHIC computer code?**

One is in the sun -- the other is not. Evaporation in the test model will be *aided by* the sun. Since WGOTHIC was validated using this model, the tendency may be for

WGOTHIC to *overestimate* evaporative losses and thereby to *underestimate* peak containment pressure. What, if anything, was done to account for this? From photographs the applicant submitted, it appears that the small-scale test facility was out in the sun, too, so agreement between those two tests doesn't aid us in answering this question. The same questions apply to analyses by the NRC staff using the NRC's own computer codes.

---

<p><u>Forgetting About the Sun</u> <u>Issue #1:</u></p> <p>Forgetting about Heat of Solar Radiation on the Exterior Surface of the AP1000 Concrete Shield Building</p>	
<p><u>Forgetting About the Sun</u> <u>Issue # 2:</u></p> <p>Forgetting about solar radiation on exterior surface of physical models of evaporative cooling used to validate WGOTHIC computer code (?)</p>	<p>The opportunity to do something about this will soon pass you by.</p> <p>Thank You.</p>

These two issues are important. One is important to the structural integrity of the shield building, which supports the water tank for the passive containment cooling system. Both are important for predicting the heat removal capability of the passive containment cooling system to remove decay heat after an accident.

More hangs on keeping the containment cooled in this passive plant design than on other PWRs: I remind you that there is no core catcher on the AP1000. I remind you that, unlike other PWRs, the concrete shield building does not function as an airtight secondary containment on the AP1000, backing up the steel containment. The

containment integrity plays a much more important role in ensuring public safety, so public safety depends heavily on the passive containment cooling system being able to remove decay heat. I have just explained to you that the analysis and interpretation of test results upon which claims of its ability to do so are predicated are incorrect.

You have the opportunity to do something about what is certainly a serious omission, and what might be a error that has serious consequences.

Here is why it is so important that you do so now: the only check and balance left at this point in the 10CFR52 process are the ITAACS<sup>7</sup> and the ITAACs -- the criteria the system capabilities have to meet to be deemed acceptable, such as flowrates --- were developed based on the same false assumptions. The ITAAC for the PCS heat removal capability is stated just in terms of providing a certain flowrate, not in terms of demonstrating actual heat removal capability in a realistic environmental context. The ITAACs will NOT provide a check on this error, and so won't necessarily indicate whether or not this omission meant that the safety systems won't be able to remove a sufficient amount of decay heat using the passive containment cooling system. Neither the structural testing of component capabilities nor the ITAACs are designed to let you know that this kind of error -- forgetting about the sun --- has serious safety consequences.

---

<sup>7</sup> ITAACS stands for Inspection, tests, analysis and acceptance criteria. The rule governing how this only remaining step after Design Certification and COL issuance, prior to plant operation is still undergoing change:  
<http://www.federalregister.gov/articles/2011/05/13/2011-11678/draft-regulatory-guide-guidance-for-itaac-closure>

You don't want to find out that this serious omission does in fact have serious consequences via a serious accident. I don't, at least. I urge this committee to use whatever means it has to try and get this error corrected now. This might really be the last opportunity for anyone to do so.

Thank you.

Dept of Philosophy  
135 Baker Hall  
Carnegie Mellon University  
Pittsburgh PA 15213

July 7, 2011

Billy Gleaves, Sr Project Manager  
AP1000 Projects Branch 2  
Division of New Reactor Licensing  
Office of New Reactors  
Nuclear Regulatory Commission  
Rockville, Maryland 20852

References:

1. Memorandum from Billy Gleaves, Sr Project Manager, AP1000 Project Branch 2, NRO/DNRL to Eileen McKenna, Chief, AP1000 Projects Branch 2, NRO/DNRL dated June 21, 2011. "PUBLIC MEETING WITH WESTINGHOUSE ELECTRIC COMPANY ON THE AP1000 DESIGN CERTIFICATION – SHIELD BUILDING ROOF PASSIVE CONTAINMENT COOLING WATER STORAGE TANK ANALYSIS"
2. Materials (slides) prepared by Westinghouse for subject meeting, entitled "AP1000 Shield Building Roof PCS Water Storage Tank - June 30, 2011" (included in pdf format as Attachment I)
3. APPENDIX 3H "AUXILIARY AND SHIELD BUILDING CRITICAL SECTIONS", AP1000 Design Control Document, Revision 19, Westinghouse Electric Corporation.  
(<http://pbadupws.nrc.gov/docs/ML1117/ML11171A441.pdf>)
4. "Guide for Estimating Differences in Building Heating and Cooling Energy Due to Changes in Reflectance of a Low-Sloped Roof", ORNL-6527, by E. I. Griggs, T. R. Sharp, and J. M. MacDonald, for Oak Ridge National Laboratory, August 1989.  
( <http://epminst.us/otherEBER/ornl6527.pdf> )
5. "A Computer Model to Predict the Surface Temperature and Time-of-Wetness of Concrete Pavements and Bridge Decks", by Dale P. Bentz, August 2000. National Institute of Standards and Technology Report No. NISTIR 6551 (<http://fire.nist.gov/bfrlpubs/build00/PDF/b00037.pdf> )

SUBJECT: **Thermal loads and effects due to radiative heating and cooling of AP1000 shield building exterior surface, which are in addition to all thermal loads and effects due to ambient air temperature.**

(Written question submitted in regard to: PUBLIC MEETING WITH WESTINGHOUSE ELECTRIC COMPANY ON THE AP1000 DESIGN CERTIFICATION – SHIELD BUILDING ROOF PASSIVE CONTAINMENT COOLING WATER STORAGE TANK ANALYSIS on June 30, 2011)

- I. Background
- II. Technical Discussion
- III. Relevance to AP1000 meeting topic of including thermal loads
- IV. Question addressed to NRC by means of this letter



## 1. Background

In the subject meeting held on the morning of 30 June 2011, the topic of thermal loads on the AP1000 shield building was discussed, in that the presentation stated that the AP1000 DCD had been revised (from rev 18 to rev 19) to include thermal loads in some load combinations used in the shield building roof analysis. I raised a question as to the variety of thermal loads and effects that the term "thermal loads" was meant to include. The purpose of this letter is to follow up on *one aspect* of that question -- how surface radiative gains and losses were computed -- by providing more detail. In doing so, I have made a special effort to cite references from sources that are both readily available on the internet and whose authority I expect all involved would accept without question.

Slides for the meeting were provided in pdf format, which are extremely helpful (included in Attachment 1, for convenience). On slide 8, the first bullet notes that in its review of rev 18, the NRC had ". . . **requested Westinghouse to provide additional justification to demonstrate that the load combination requirements for inclusion of thermal loads were satisfied.**" During the meeting, it was stated that details about the thermal loads considered could be found in Appendices 3G and 3H of rev 19 of the AP1000 DCD.

## 2. Technical Discussion

Referring to the table 3H.5-1 "NUCLEAR ISLAND: DESIGN TEMPERATURES FOR THERMAL GRADIENT" On page 3H-24 of Appendix 3H of rev 19 of the AP1000 DCD (Ref, 3, downloaded from <http://pbadupws.nrc.gov/docs/ML1117/ML11171A441.pdf> on 6 July 2011), it can be seen immediately that the outside surface temperatures considered never exceed the maximum ambient air temperature and are never less than the minimum ambient air temperature. **This indicates that the analyses and/or calculations of roof and wall surface temperatures are incorrect.** Here is why: Thermal inputs to and thermal losses from a roof located outdoors will occur due to all three heat transfer processes: convection, conduction, and radiation. Temperature effects arise *not only* from the fact that the ambient air is at a certain temperature, but also from the fact that there is radiative heating of the surface of a roof from the sun during the day and radiative losses from the surface of the roof to the sky at night.

In response to this point, which I brought up at the meeting, someone in the meeting mentioned that "diurnal changes" were included. Now, it is true that the diurnal changes *in the ambient temperature* are, ultimately, due to radiative gains and losses of the *earth's* surface. However, these diurnal changes in *ambient air*

*temperature* do not include the changes in *roof surface temperatures* due to the radiative gains and losses. The topic of radiative heating and cooling of *exterior surfaces of building and structures* does not seem to be mentioned in the sections of the AP1000 DCD relevant to the analysis discussed in the meeting of 30 June 2011. Nor did the participants in the discussion from industry or the NRC during the public meeting seem to recognize that this deficiency or error in the analysis presented in rev 19 of the DCD existed.

Another comment made at the meeting was that solar radiation would "help." I assume the speaker meant that increased temperatures would result in reduced peak containment pressure. I understand that point, which may well be true, but even if it is true, it does not mean that shield building radiative gains and losses can be neglected, for two reasons: (i) radiative losses can cause the minimum temperature to be lower than the ambient air temperature, which, by the same token, might *increase* peak containment pressure, and (ii) there are other design considerations, such as limits due to structural effects, that need to be considered besides the limit on peak containment pressure. The additional temperature rise is not of the magnitude that it can be dismissed as insignificant. Its magnitude depends on the features of the surface, but it could easily be 20 or 30 degrees F *additional* temperature rise *above* the ambient air temperature for a concretized surface in a southern latitude.

The role of radiative gains and losses from building surfaces is explained more precisely in many basic references on roof engineering; to cite a paper that specifically discusses the situation of an *external concrete roof surface exposed to the outside atmosphere* from an organization whose technical authority on this matter I trust you will agree to recognize, I refer to a report from Oak Ridge National Laboratories' Energy Division "Guide for Estimating Differences in Building Heating and Cooling Energy Due to Changes in Solar Reflectance of a Low-Sloped Roof" (ORNL-6257, Ref. 4 ). On page 13, we find the following comments that I hope will make the point that roof surfaces can get hotter than the ambient air during the day, and cooler than the ambient air at night:

" A roof surface radiates infrared energy to the sky and the surroundings. During the day incident solar energy more than makes up for this infrared radiation, and a roof can be heated well above the ambient air temperature. During the evening, however, with no solar radiation, the loss of radiant energy to the sky can cool a roof below the ambient air temperature. Evening surface temperatures 20 [degrees] F below air temperature on clear, low humidity nights are common for well insulated roofs. " (p. 13, ref. 4 )

From another source I trust you will accept, I cite the NIST report "A Computer Model to Predict the Surface Temperature and Time-of-Wetness of Concrete Pavement and Bridge Decks" (Section 3.1 of ref. 5 ):

"[. . .] during the day, the concrete surface temperature generally rises above the ambient temperature due to the incoming solar radiation. At night, the concrete temperature falls due to

radiation from the concrete surface to the sky, sometimes falling below the ambient air temperature and occasionally falling below the dewpoint. " (ref. 5, p. 5)

### 3. Relevance to AP1000 meeting topic of including thermal loads

In the June 30, 2011 morning meeting, the NRC staff stated that they are still evaluating the information submitted in rev 19 of the AP1000 DCD. As explained above, the thermal loads reported in rev 19 cannot be correct. The NRC staff should examine the methodology and calculations of temperatures and thermal loads provided in the DCD in light of the above points, all of which are a matter of very basic science and not a matter of opinion, convention, or interpretation.

These additional temperature changes will *add* to the *thermal gradients* currently listed in rev 19 of the AP1000 DCD, which may add to the stresses and thermal loads. Since the correct temperature range is larger at *both* ends than the values reported in rev 19 of the DCD (the correct lows are lower and the correct highs are higher) the effect on the calculation of peak containment pressure cannot be dismissed by saying it "will help"; the corrected value for calculated peak containment pressure could *increase*, as well.

There may be other design limits and licensing commitments that need to be reviewed, to see how calculated magnitudes are affected by using the corrected temperatures and thermal loads. One limit mentioned in the meeting was thermal stresses and loads due to any differences in coefficients of thermal expansion between different materials; perhaps whether material properties at extreme temperatures using corrected values are the same as the values used needs to be examined, etc. The NRC staff doing detailed reviews are in a better position to identify these than I am; I note only that of course any other ones affected should be identified and reviewed as well.

### 4. Question addressed to the NRC by means of this letter

**Question: From the considerations in this letter, it is clear that the values of the temperatures and thermal gradients reported in rev 19 of the DCD cannot be correct. I have indicated some corrections that need to be made to the analyses. These considerations also raise a larger question as to whether any of the other analyses and rationales for the AP1000 safety and nonsafety analysis that involved exterior building temperatures directly or indirectly used an inappropriate methodology. Can you please inform me as to how the NRC plans to handle the error identified herein?**

Sincerely,

Dr S G Sterrett  
Special Faculty - Research Associate  
Department of Philosophy  
Carnegie-Mellon University  
Pittsburgh PA