

Figure C-1 **Rev. 2**
 GW-1 Lithologic Log - Summary
**EAGLE ROCK ENRICHMENT FACILITY
 ENVIRONMENTAL REPORT**



BOX 1
(0'-10' BGS)



BOX 2
(10'-19.5' BGS)

Notes:


1. GW-1 Core lengths are shown in feet.
Metric conversion is 1 m = 3.281 ft.

Figure C-2 Sheet 1


Rev. 2

GW-1 Core Photos - Sheet 1

**EAGLE ROCK ENRICHMENT FACILITY
ENVIRONMENTAL REPORT**



BOX 3
(19.5'-28.5' BGS)



BOX 4
(28.5'-38' BGS)

Notes:

1. GW-1 Core lengths are shown in feet.
Metric conversion is 1 m = 3.281 ft.

Figure C-2 Sheet 2

Rev. 2

GW-1 Core Photos - Sheet 2

**EAGLE ROCK ENRICHMENT FACILITY
ENVIRONMENTAL REPORT**



BOX 5
(38'-47' BGS)



BOX 6
(47'-57' BGS)

Notes:


1. GW-1 Core lengths are shown in feet.
Metric conversion is 1 m = 3.281 ft.

Figure C-2 Sheet 3


Rev. 2

GW-1 Core Photos - Sheet 3

**EAGLE ROCK ENRICHMENT FACILITY
ENVIRONMENTAL REPORT**



BOX 7
(57'-67' BGS)



BOX 8
(67'-77' BGS)

Notes:

1. GW-1 Core lengths are shown in feet.
Metric conversion is 1 m = 3.281 ft.

Figure C-2 Sheet 4

Rev. 2

GW-1 Core Photos - Sheet 4

**EAGLE ROCK ENRICHMENT FACILITY
ENVIRONMENTAL REPORT**



BOX 9
(77'-87' BGS)



BOX 10
(87'-96' BGS)

Notes:

1. GW-1 Core lengths are shown in feet.
Metric conversion is 1 m = 3.281 ft.

Figure C-2 Sheet 5

Rev. 2

GW-1 Core Photos - Sheet 5

**EAGLE ROCK ENRICHMENT FACILITY
ENVIRONMENTAL REPORT**



BOX 11
(96'-105.5' BGS)



BOX 12
(105.5'-114' BGS)

Notes:


1. GW-1 Core lengths are shown in feet.
Metric conversion is 1 m = 3.281 ft.

Figure C-2 Sheet 6

Rev. 2

GW-1 Core Photos - Sheet 6

**EAGLE ROCK ENRICHMENT FACILITY
ENVIRONMENTAL REPORT**



BOX 13
(114'-123' BGS)



BOX 14
(123'-133' BGS)

Notes:

1. GW-1 Core lengths are shown in feet.
Metric conversion is 1 m = 3.281 ft.

Figure C-2 Sheet 7

Rev. 2

GW-1 Core Photos - Sheet 7

**EAGLE ROCK ENRICHMENT FACILITY
ENVIRONMENTAL REPORT**



BOX 17
(153'-163' BGS)



BOX 18
(163'-173' BGS)

Notes:

1. GW-1 Core lengths are shown in feet.
Metric conversion is 1 m = 3.281 ft.

Figure C-2 Sheet 9

Rev. 2

GW-1 Core Photos - Sheet 9

**EAGLE ROCK ENRICHMENT FACILITY
ENVIRONMENTAL REPORT**



BOX 19
(173'-182' BGS)



BOX 20
(182'-191' BGS)

Notes:

1. GW-1 Core lengths are shown in feet.
Metric conversion is 1 m = 3.281 ft.

Figure C-2 Sheet 10

Rev. 2

GW-1 Core Photos - Sheet 10

**EAGLE ROCK ENRICHMENT FACILITY
ENVIRONMENTAL REPORT**



BOX 21
(191'-200.5' BGS)



BOX 22
(200.5'-210.5' BGS)

Notes:

1. GW-1 Core lengths are shown in feet.
Metric conversion is 1 m = 3.281 ft.

Figure C-2 Sheet 11

Rev. 2

GW-1 Core Photos - Sheet 11

**EAGLE ROCK ENRICHMENT FACILITY
ENVIRONMENTAL REPORT**



BOX 23
(210.5'-220' BGS)



BOX 24
(220'-231' BGS)

Notes:

1. GW-1 Core lengths are shown in feet.
Metric conversion is 1 m = 3.281 ft.

Figure C-2 Sheet 12

Rev. 2

GW-1 Core Photos - Sheet 12

**EAGLE ROCK ENRICHMENT FACILITY
ENVIRONMENTAL REPORT**