



BOX 27
(250.5'-260.5' BGS)



BOX 28
(260.5'-270' BGS)

Notes:

1. GW-1 Core lengths are shown in feet.
Metric conversion is 1 m = 3.281 ft.

Figure C-2 Sheet 14


Rev. 0

GW-1 Core Photos - Sheet 14

**EAGLE ROCK ENRICHMENT FACILITY
ENVIRONMENTAL REPORT**



BOX 29
(270'-280' BGS)



BOX 30
(280'-288' BGS)

Notes:

1. GW-1 Core lengths are shown in feet.
Metric conversion is 1 m = 3.281 ft.

Figure C-2 Sheet 15

Rev. 0

GW-1 Core Photos - Sheet 15

**EAGLE ROCK ENRICHMENT FACILITY
ENVIRONMENTAL REPORT**



BOX 31
(288'-298' BGS)



BOX 32
(298'-307' BGS)

Notes:


1. GW-1 Core lengths are shown in feet.
Metric conversion is 1 m = 3.281 ft.

Figure C-2 Sheet 16

Rev. 0

GW-1 Core Photos - Sheet 16

**EAGLE ROCK ENRICHMENT FACILITY
ENVIRONMENTAL REPORT**



BOX 33
(307'-319' BGS)



BOX 34
(319'-328' BGS)

Notes:

1. GW-1 Core lengths are shown in feet.
Metric conversion is 1 m = 3.281 ft.

Figure C-2 Sheet 17

Rev. 0

GW-1 Core Photos - Sheet 17

**EAGLE ROCK ENRICHMENT FACILITY
ENVIRONMENTAL REPORT**



BOX 35
(328'-338' BGS)



BOX 36
(338'-347' BGS)

Notes:

1. GW-1 Core lengths are shown in feet.
Metric conversion is 1 m = 3.281 ft.

Figure C-2 Sheet 18

Rev. 0

GW-1 Core Photos - Sheet 18

**EAGLE ROCK ENRICHMENT FACILITY
ENVIRONMENTAL REPORT**



BOX 37
(347'-357' BGS)



BOX 38
(357'-367' BGS)

Notes:


1. GW-1 Core lengths are shown in feet.
Metric conversion is 1 m = 3.281 ft.

Figure C-2 Sheet 19

Rev. 0

GW-1 Core Photos - Sheet 19

**EAGLE ROCK ENRICHMENT FACILITY
ENVIRONMENTAL REPORT**



BOX 39
(367'-377 BGS)



BOX 40
(377'-387' BGS)

Notes:

1. GW-1 Core lengths are shown in feet.
Metric conversion is 1 m = 3.281 ft.

Figure C-2 Sheet 20


Rev. 0

GW-1 Core Photos - Sheet 20

**EAGLE ROCK ENRICHMENT FACILITY
ENVIRONMENTAL REPORT**



BOX 41
(387'-395.5' BGS)



BOX 42
(395.5'-405.5' BGS)

Notes:

1. GW-1 Core lengths are shown in feet.
Metric conversion is 1 m = 3.281 ft.

Figure C-2 Sheet 21


Rev. 0

GW-1 Core Photos - Sheet 21

**EAGLE ROCK ENRICHMENT FACILITY
ENVIRONMENTAL REPORT**



BOX 43
(405.5'-415.5' BGS)



BOX 44
(415.5'-425.5' BGS)

Notes:

1. GW-1 Core lengths are shown in feet.
Metric conversion is 1 m = 3.281 ft.

Figure C-2 Sheet 22

Rev. 0

GW-1 Core Photos - Sheet 22

**EAGLE ROCK ENRICHMENT FACILITY
ENVIRONMENTAL REPORT**



BOX 45
(425.5'-435.5' BGS)



BOX 46
(435.5'-445.5' BGS)

Notes:

1. GW-1 Core lengths are shown in feet.
Metric conversion is 1 m = 3.281 ft.

Figure C-2 Sheet 23

Rev. 0

GW-1 Core Photos - Sheet 23

**EAGLE ROCK ENRICHMENT FACILITY
ENVIRONMENTAL REPORT**



BOX 47
(445.5'-455' BGS)



BOX 48
(455'-464' BGS)

Notes:

1. GW-1 Core lengths are shown in feet.
Metric conversion is 1 m = 3.281 ft.

Figure C-2 Sheet 24

Rev. 0

GW-1 Core Photos - Sheet 24

**EAGLE ROCK ENRICHMENT FACILITY
ENVIRONMENTAL REPORT**



BOX 49
(464'-473' BGS)



BOX 50
(473'-483' BGS)

Notes:

1. GW-1 Core lengths are shown in feet.
Metric conversion is 1 m = 3.281 ft.

Figure C-2 Sheet 25

Rev. 0

GW-1 Core Photos - Sheet 25

**EAGLE ROCK ENRICHMENT FACILITY
ENVIRONMENTAL REPORT**