



South Texas Project Electric Generating Station P.O. Box 289 Wadsworth, Texas 77483

April 26, 2011  
NOC-AE-11002668  
File No.: G25  
10 CFR 50.36b  
STI: 32859795

U. S. Nuclear Regulatory Commission  
Attention: Document Control Desk  
One White Flint North  
11555 Rockville Pike  
Rockville, MD 20852-2738

South Texas Project  
Units 1 and 2  
Docket Nos. STN 50-498, STN 50-499  
2010 Annual Environmental and Annual  
Radiological Environmental Operating Reports

Pursuant to South Texas Project Unit 1 Operating License NPF-76 and Unit 2 Operating License NPF-80 Appendix B, Environmental Protection Plan (Non-radiological), and Technical Specification 6.9.1.3, the STP Nuclear Operating Company provides the attached 2010 Annual Environmental and Annual Radiological Environmental Operating Reports.

There are no commitments included in this report.

If there are any questions, please contact either Marilyn Kistler at (361) 972-8385 or me at (361) 972-8679.

Roger A. Aguilera  
Manager,  
Health Physics

MK

Attachment: 2010 Annual Environmental and Annual Radiological Environmental Operating Reports

IE25  
NRR

cc:  
(paper copy)

Regional Administrator, Region IV  
U. S. Nuclear Regulatory Commission  
612 East Lamar Blvd, Suite 400  
Arlington, Texas 76011-4125

Balwant K. Singal  
Senior Project Manager  
U.S. Nuclear Regulatory Commission  
One White Flint North (MS 8B1)  
11555 Rockville Pike  
Rockville, MD 20852

Senior Resident Inspector  
U. S. Nuclear Regulatory Commission  
P. O. Box 289, Mail Code: MN116  
Wadsworth, TX 77483

C. M. Canady  
City of Austin  
Electric Utility Department  
721 Barton Springs Road  
Austin, TX 78704

(electronic copy)

A. H. Gutterman, Esquire  
Morgan, Lewis & Bockius LLP

Balwant K. Singal  
U. S. Nuclear Regulatory Commission

John Ragan  
Catherine Callaway  
Jim von Suskil  
NRG South Texas LP

Ed Alarcon  
Kevin Pollo  
Richard Pena  
City Public Service

Peter Nemeth  
Crain Caton & James, P.C.

C. Mele  
City of Austin

Richard A. Ratliff  
Texas Department of State Health  
Services

Alice Rogers  
Texas Department of State Health  
Services

**Attachment**

**South Texas Project**

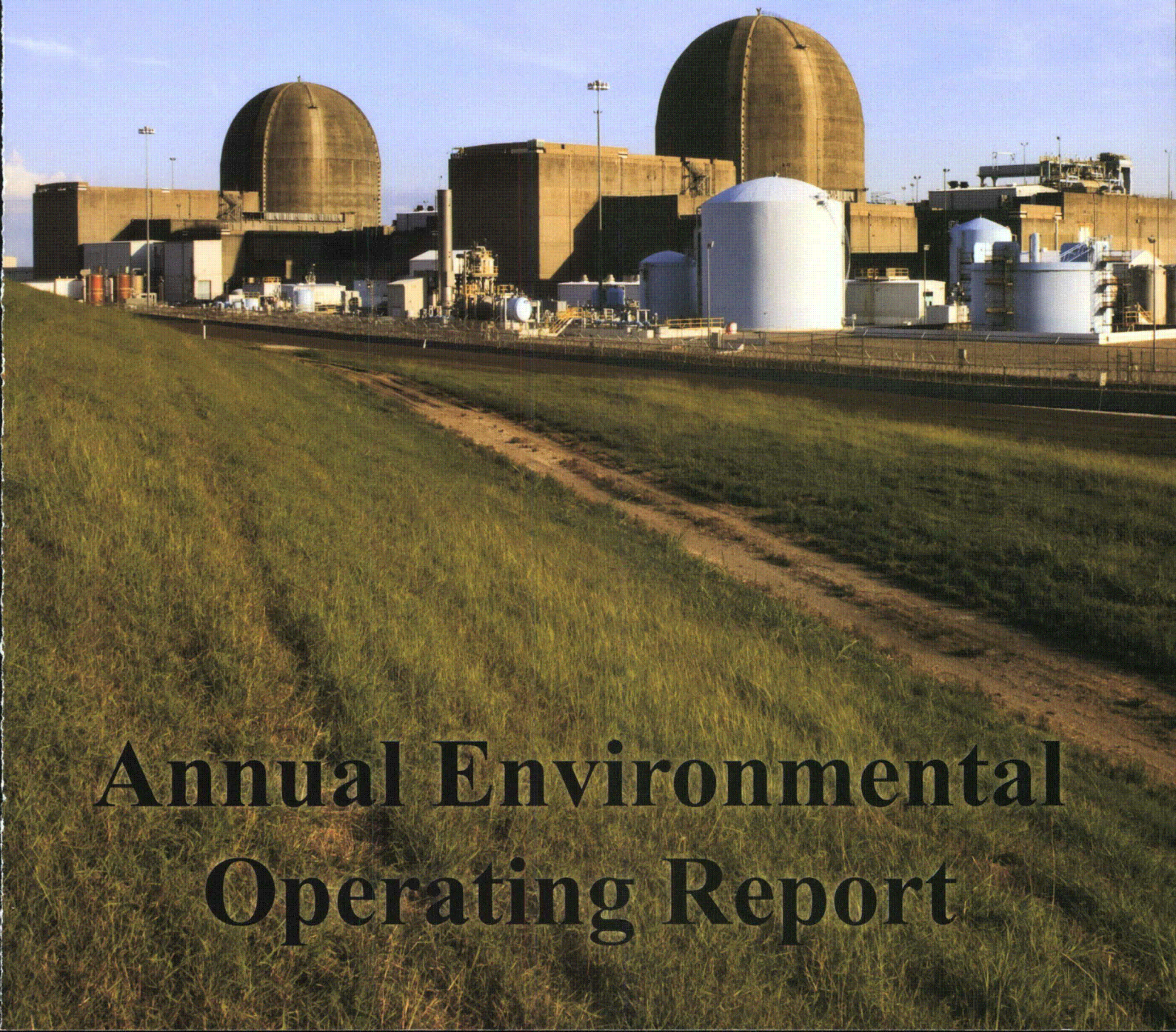
**Units 1 and 2**

**2010 Annual Environmental and Annual Radiological Environmental Operating Reports**

**STN**  
Nuclear Operating Company  
**STP**

**2010**

**South Texas Project Electric Generating Station**



**Annual Environmental  
Operating Report**

The 2010 Annual Environmental Operating Report for the South Texas Project Electric Generating Station combines in one report the requirements for the Annual Environmental Operating Report (Non-radiological) found in Appendix B to Facility Operating License Nos. NPF-76 and NPF-80 and the requirements for the Annual Radiological Environmental Operating Report found in Part A of the station's Offsite Dose Calculation Manual.

*Graphics and artwork performed by Barbara Carnley*

*Photography performed by: James Beers, Barbara Carnley, Joel Coones, Edmond Hardcastle Jr., Jodie Jankauskas, Gwenna Kelton, Kristy Moss, Gary Parkey, Aubrey Passafuma, Breck Sacra, Mark Scheuerman, Tammy Stevens, Paul Travis, STP Corporate Communications, and STP Green Team*

*Cover photo by: STP Corporate Communications*


*Maps provided by Janice Hopes*

*Eva Szabuniewicz and Trent Wacker; 2010 summer interns collected and prepared samples for analyses for the Reservoir Sediment Study.*

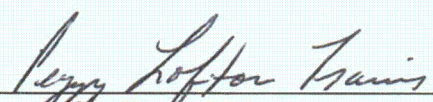


Completed  
in accordance with  
Technical Specifications  
for  
United States Nuclear Regulatory Commission  
License Nos.  
NPF-76 and NPF-80  
April 2011


Authored by:

  
Laura Stoicescu  
Senior Health Physicist  
Health Physics Division

and

  
Peggy Lorton Travis, J.D.  
Staff Consultant  
Environmental Division

Technical Review:

  
J. Darrell Sherwood, Ph.D.  
Supervisor  
Health Physics Division

Approved by:

  
Roger A. Aguilera  
Manager  
Health Physics Division

**2010**  
**Annual Environmental**  
**Operating Report**

SOUTH TEXAS PROJECT ELECTRIC GENERATING STATION

# Table of Contents

Executive Summary .....	1-2
Site and Area Description .....	2-2
Non-Radiological Environmental Introduction and Summary .....	3-2
Non-Radiological Environmental Operating Report .....	4-2
Environmental Conditions .....	4-2
Aquatic and Ecological Monitoring.....	4-3
Water Quality Management .....	4-4
Air Quality Management .....	4-9
Non-Radioactive Waste Management.....	4-11
Chemical Control and Management .....	4-14
Environmental Protection Plan Status .....	4-15
Radiological Environmental Introduction and Summary .....	5-2
Radiological Environmental Operating Report .....	6-2
Program Description .....	6-2
Analysis of Results and Trends .....	6-6
Land Use Census .....	6-15
Quality Assurance .....	6-16
Program Deviations .....	6-17
NEI Groundwater Protection Initiative.....	6-17
Main Cooling Reservoir Sediment Study.....	6-19
List of Figures	
Figure 2-1: Plant Water Systems Diagram.....	2-4
Figure 4-1: 2010 Nonradioactive Waste Management.....	4-13
Figure 4-2: 2010 Nonradioactive Waste Generation.....	4-13
Figure 4-3: Hazardous Waste Shipped Historical Comparison.....	4-14

# 2009 Environmental Report

Figure 6-1:	Radiological Environmental Monitoring Program Designated Sample Location Map .....	6-3
Figure 6-2:	Radiological Environmental Monitoring Program Onsite Sample Location Map .....	6-4
Figure 6-3:	Radiological Environmental Monitoring Program Zone Location Map.....	6-5
Figure 6-4:	Historical Comparison of Average Quarterly Beta Activity from Indicator and Control Air Samples.....	6-7
Figure 6-5:	Environmental Dosimeter Comparisons .....	6-7
Figure 6-6:	Historical Comparison of Cobalt-58 and Cobalt-60 in Main Cooling Reservoir Sediment.....	6-8
Figure 6-7:	Calculated Cumulative Curies of Cobalt-60 in the Main Cooling Reservoir.....	6-8
Figure 6-8:	Historical Comparison of Tritium Added to and Remaining in the Main Cooling Reservoir.....	6-10
Figure 6-9:	Historical Comparison of Tritium Activity in Reservoir Relief Wells.....	6-11
Figure 6-10:	Historical Comparison of Tritium Activity in Surface Water .....	6-12
Figure 6-11:	Historical Comparison of Tritium Activity in Shallow Aquifer Ground Water .....	6-13
Figure 6-12:	Tritium Activity in Shallow Ground Water West of the Main Cooling Reservoir.....	6-13
Figure 6-13:	2010 Radiological Laboratory Quality Assurance Program Performance.....	6-16
Figure 6-14:	STP Protected Area Ground Water Monitoring Wells .....	6-19
Figure 6-15:	Main Cooling Reservoir Sediment Study .....	6-20

## List of Tables

Table 1:	Radiological Environmental Monitoring Program .....	6-21
Table 2:	Sample Media and Location Descriptions.....	6-24
Table 3:	2010 Radiological Environmental Monitoring Program Analysis Summary.....	6-31





*Photo By: Gary Parkey*

STP Nuclear Operating Company