

**ENCLOSURE 5**

**H4, OFFSITE DOSE CALCULATION MANUAL (ODCM)**

**REVISION 24**

**EFFECTIVE DATE: 9/17/2009**

231 pages follow

<b>H</b>	<b>OFFSITE DOSE CALCULATION MANUAL (ODCM)</b>	NUMBER: <b>H4</b>
		REV: <b>24</b>
		Page 1 of 231

**PRAIRIE ISLAND NUCLEAR GENERATING PLANT**

**OFFSITE DOSE CALCULATION MANUAL  
(ODCM)**

**DOCKET NO. 50-282 AND 50-306**

<b>INFORMATION USE</b>
<ul style="list-style-type: none"> <li>• <i>Procedure may be performed from memory.</i></li> <li>• <i>User remains responsible for procedure adherence.</i></li> <li>• <i>Procedure should be available, but not necessarily at the work location.</i></li> </ul>

<b>PORC REVIEW DATE:</b> <b>9/17/09</b>	<b>OWNER:</b> <b>R. Hite</b>	<b>EFFECTIVE DATE</b> <b>9/17/09</b>
--	---------------------------------	---

<b>H</b>	<b>OFFSITE DOSE CALCULATION MANUAL (ODCM)</b>	NUMBER: <b>H4</b>
		REV: <b>24</b>
		Page 2 of 231

**TABLE OF CONTENTS**

Section	Title	Page
	OFFSITE DOSE CALCULATIONS MANUAL INTRODUCTION .....	13
	DEFINITIONS .....	15
1.0	RADIOLOGICAL EFFLUENT SPECIFICATIONS AND SURVEILLANCE REQUIREMENTS .....	21
1.1	Specifications .....	21
1.2	Surveillance Requirements .....	21
2.0	LIQUID EFFLUENTS .....	23
	Concentration .....	23
	Dose .....	23
	Liquid Radwaste Treatment Systems .....	25
	Radioactive Liquid Effluent Monitoring Instrumentation .....	26
	Liquid Storage Tanks .....	27
	Landlocked Area .....	28
3.0	GASEOUS EFFLUENTS .....	29
	Dose Rate .....	29
	Dose - Noble Gases .....	30
	Dose - Iodine-131, Iodine-133, Tritium and Particulates .....	31
	Gaseous Radwaste Treatment Systems .....	32
	Explosive Gas Monitoring Instrumentation .....	34
	Radioactive Gaseous Effluent Monitoring Instrumentation .....	35
	Atmospheric Steam Dump Monitoring .....	36
4.0	LIQUID EFFLUENT CALCULATIONS .....	37
4.1	Monitor Alarm Setpoint Determination .....	37
4.2	Compliance With 10CFR20 .....	45
4.3	Liquid Effluent Dose - Compliance with 10CFR50 .....	47
4.4	References .....	50

<b>H</b>	<b>OFFSITE DOSE CALCULATION MANUAL (ODCM)</b>	NUMBER:	<b>H4</b>
		REV:	<b>24</b>
		Page 3 of 231	

**TABLE OF CONTENTS [CONTINUED]**

Section	Title	Page
5.0	GASEOUS EFFLUENT CALCULATIONS .....	51
5.1	Monitor Alarm Setpoint Determination .....	51
5.2	Gaseous Effluent Dose Rate - Compliance with 10CFR20 .....	55
5.3	Gaseous Effluents - Compliance with 10CFR50 .....	58
5.4	References .....	63
6.0	TOTAL DOSE FROM RADIOACTIVE RELEASES AND URANIUM FUEL SOURCES .....	65
7.0	RADIOLOGICAL ENVIRONMENTAL MONITORING PROGRAM .....	67
8.0	REPORTING REQUIREMENTS .....	71
8.1	Annual Radioactive Effluent Report .....	71
8.2	Annual Radiological Environmental Monitoring Report .....	73
8.3	Annual Summary of Meteorological Data .....	74
8.4	Industry Initiative on Groundwater Protection .....	74
8.5	Record Retention .....	77
BASIS	.....	79
2.0	Liquid Effluents .....	79
3.0	Gaseous Effluents .....	81
6.0	Total Dose .....	84
7.0	Radiological Environmental Monitoring .....	85

<b>H</b>	<b>OFFSITE DOSE CALCULATION MANUAL (ODCM)</b>	<b>NUMBER:</b>
		<b>H4</b>
		<b>REV: 24</b>
		<b>Page 4 of 231</b>

**TABLE OF CONTENTS [CONTINUED]  
LIST OF TABLES**

Table 1.1	DELETED	
Table 2.1	Radioactive Liquid Waste Sampling and Analysis Program .....	88
Table 2.2	Radioactive Liquid Effluent Monitoring Instrumentation .....	91
Table 2.3	Radioactive Liquid Effluent Monitoring Instrumentation Surveillance Requirements .....	93
TABLE 3.1	Radioactive Gaseous Waste Sampling and Analysis Program.....	95
Table 3.2	Radioactive Gaseous Effluent Monitoring Instrumentation .....	101
Table 3.3	Radioactive Gaseous Effluent Monitoring Instrumentation Surveillance Requirements .....	103
Table 4.1	Liquid Source Terms.....	105
Table 4.2	Adult Ingestion Dose Values ( $A_{it}$ ) for the Prairie Island Nuclear Generating Plant (Mrem/Hr Per $\mu\text{Ci/ml}$ ).....	107
Table 4.3	DELETED	
Table 5.1	Monitor Alarm Setpoint Determination for PINGP .....	109
Table 5.2	Gaseous Source Terms .....	111
Table 5.3	Critical Organ Dose Values ( $P_{ii}$ ) for Child .....	113
Table 5.4	Dose Factors for Noble Gases * .....	115
Table 5.5-1	R Values for the Prairie Island Nuclear Generating Plant* - Ground, All Ages.....	117
Table 5.5-2	R Values for the Prairie Island Nuclear Generating Plant* - Vegetable, Adult .....	119
Table 5.5-3	R Values for the Prairie Island Nuclear Generating Plant* - Vegetable, Teen .....	121

<b>H</b>	<b>OFFSITE DOSE CALCULATION MANUAL (ODCM)</b>	NUMBER: <b>H4</b>
		REV: <b>24</b>
		Page 5 of 231

**TABLE OF CONTENTS [CONTINUED]**

**LIST OF TABLES [CONTINUED]**

Table 5.5-4	R Values for the Prairie Island Nuclear Generating Plant* - Vegetable, Child .....	123
Table 5.5-5	R Values for the Prairie Island Nuclear Generating Plant* - Meat, Adult.....	125
Table 5.5-6	R Values for the Prairie Island Nuclear Generating Plant* - Meat, Teen.....	127
Table 5.5-7	R Values for the Prairie Island Nuclear Generating Plant* - Meat, Child.....	129
Table 5.5-8	R Values for the Prairie Island Nuclear Generating Plant* - Cow Milk, Adult .....	131
Table 5.5-9	R Values for the Prairie Island Nuclear Generating Plant* - Cow Milk, Teen .....	133
Table 5.5-10	R Values for the Prairie Island Nuclear Generating Plant* - Cow Milk, Child .....	135
Table 5.5-11	R Values for the Prairie Island Nuclear Generating Plant* - Cow Milk, Infant .....	137
Table 5.5-12	R Values for the Prairie Island Nuclear Generating Plant* - Goat Milk, Adult .....	139
Table 5.5-13	R Values for the Prairie Island Nuclear Generating Plant* - Goat Milk, Teen .....	141
Table 5.5-14	R Values for the Prairie Island Nuclear Generating Plant* - Goat Milk, Child .....	143
Table 5.5-15	R Values for the Prairie Island Nuclear Generating Plant* - Goat Milk, Infant.....	145
Table 5.5-16	R Values for the Prairie Island Nuclear Generating Plant* - Inhalation, Adult.....	147

<b>H</b>	<b>OFFSITE DOSE CALCULATION MANUAL (ODCM)</b>	NUMBER:	<b>H4</b>
		REV:	<b>24</b>
		Page 6 of 231	

**TABLE OF CONTENTS [CONTINUED]**

**LIST OF TABLES [CONTINUED]**

Table 5.5-17 R Values for the Prairie Island Nuclear Generating Plant\* -  
Inhalation, Teen ..... 149

Table 5.5-18 R Values for the Prairie Island Nuclear Generating Plant\* -  
Inhalation, Child ..... 151

Table 5.5-19 R Values for the Prairie Island Nuclear Generating Plant\* -  
Inhalation, Infant ..... 153

Table 7.1 Radiological Environmental Monitoring Program Sample Collection  
and Analysis ..... 155

Table 7.2 Reporting Levels for Radioactivity Concentration in Environmental  
Samples ..... 159

Table 7.3 Detection Capabilities for Environmental Sample Analysis Lower  
Limit of Detection (LLD)<sup>(a)</sup> ..... 161

**LIST OF FIGURES**

Figure 3.1 Prairie Island Nuclear Generating Plant Site Boundary For Liquid  
Effluents ..... 163


Figure 3.2 Prairie Island Nuclear Generating Plant Site Boundary For  
Gaseous Effluents ..... 165

<b>H</b>	<b>OFFSITE DOSE CALCULATION MANUAL (ODCM)</b>	NUMBER:	<b>H4</b>
		REV:	<b>24</b>
		Page 7 of 231	

**TABLE OF CONTENTS [CONTINUED]  
LIST OF APPENDICES**

Appendix A	Meteorological Analyses .....	167
Table A-1	Prairie Island Release Conditions .....	171
Table A-2	Distances (Miles) to Controlling Site Boundary Locations .....	173
Table A-3	Prairie Island Dispersion Parameters .....	175
Table A-4	Prairie Island Dispersion Parameters .....	177
Table A-5	Prairie Island Dispersion Parameters .....	185
Table A-6	Prairie Island Dispersion Parameters .....	193
Table A-7	Prairie Island Dispersion Parameters .....	195
Table A-8	Prairie Island Dispersion Parameters .....	203
Appendix B	Prairie Island 12.2m Wind and $\Delta T$ 42.7-12.2m Stability Joint Frequency Distributions (4/1/77 - 3/31/78).....	211
Appendix C	Dose Parameters for Radioiodines, Particulates and Tritium .....	219
Table C-1	Parameters for Cow and Goat Milk Pathways .....	228
Table C-2	Parameters for the Meat Pathway .....	229
Table C-3	Parameters for the Vegetable Pathway .....	231



	<b>OFFSITE DOSE CALCULATION MANUAL (ODCM)</b>	<b>NUMBER:</b>	<b>H4</b>
		<b>REV:</b>	<b>24</b>
		<b>Page 8 of 231</b>	

**THIS PAGE IS LEFT INTENTIONALLY BLANK**

<b>H</b>	<b>OFFSITE DOSE CALCULATION MANUAL (ODCM)</b>	NUMBER: <b>H4</b>
		REV: <b>24</b>
		Page 9 of 231

## RECORD OF REVISIONS

<u>Revision No.</u>	<u>Date</u>	<u>Reason for Revision</u>
<u>Original</u>	<u>June 7, 1979</u>	
1	April 15, 1980	Incorporation of NRC Staff comments and corrections of miscellaneous errors.
2	August 6, 1982	Incorporation of NRC Staff comments.
3	February 21, 1983	Change in milk sampling location.
4	November 14, 1983	Change in milk sampling location and change in cooling tower blowdown.
5	March 27, 1984	Change Table 3.2-1
6	February 14, 1986	Change in location to collect cultivated crops (leafy green veg.) and removal of meat animals from land use census.
7	July 31, 1986	Retype and format ODCM. No change in content.
8	January 8, 1987	Addition of discharge Canal monitor setpoint calculation.
9	June 29, 1987	Change inhalation dose factor to child and address change in land use survey.
10	April 27, 1989	Change in method for calculating liquid effluent monitor setpoints. Fix of various typing errors. Change in location of two REMP sampling locations. Deletion of one REMP sampling location.
11	October 5, 1989	Change in Tables 3.3-6 thru 3.3-16. Appendix C equations corrected. Section 5 figures replaced. Sample point definitions corrected.
12	June 17, 1991	Change in REMP sampling locations Tables 5.1-1. Added text to address the increased volume of the new discharge pipe.
13	September 27, 1995	Incorporation of RETS as defined in PINGP Technical Specifications in accordance with GL 89-01 as directed by NUREG-1301. Change grab sampling frequency from 8 hours to 12 hours when required on line monitoring equipment is out of service. Define liquid and gaseous monitor calibration. Define radiological effluent and environmental reporting and records retention.
14	May 15, 1996	Correct typing errors and Tech. Spec. references. Update dose factor tables.
15	August 30, 1999	Revised Tech Spec references. Added reference to TBS Landlock. Changed environmental LLDs and reporting level values to reflect "Drinking Water Pathway." Consistent usage of Site Boundary and Unrestricted Area.

<b>H</b>	<b>OFFSITE DOSE CALCULATION MANUAL (ODCM)</b>	NUMBER:	<b>H4</b>
		REV:	<b>24</b>
		Page 10 of 231	


**RECORD OF REVISIONS [CONTINUED]**

<u>Revision No.</u>	<u>Date</u>	<u>Reason for Revision</u>
16	August 1, 2001	Reformatted to M.S. Word. References to Northern States Power Company removed.
17	October 12, 2002	Revised to comply with Improved Technical Specifications. Changed T.S. references, redefined monthly as at least every 31 days, removed all references to the OLD 10 CFR-20 and the MPC liquid release rate limits, increased the size of the airborne release dose factor tables to include all nuclides listed in Reg Guide 1.109, changed REMP milk sampling description to comply NUREG 1301, and a few typographical errors were corrected.
18	June 26, 2003	Adopted airborne radio iodine and particulate sampler locations from NUREG 1301.
19	July 8, 2005	For out-of-service effluent monitoring instrumentation, removed operational time constraints, and added reporting requirements, IAW NUREG 1301. Applicability requirement, for condensate storage tank level instrumentation, was clarified. Updated Site Boundary Map for Liquid Effluents to reflect extension of discharge piping. Various editorial changes.
20	November 6, 2006	Clarification was added to the Basis section, providing guidance for review and approval of monitor set point changes. Direction is that the Operations Committee (OC) will review and approve changes to the ODCM, which includes the methodologies for set point determination. Specific set point changes made in accordance with these OC reviewed and approved methodologies need not be reviewed by the OC.
21	April 20, 2007	Added the NEI Industry Initiative on Groundwater Protection recommended reporting protocol to Section 8.0, Reporting Requirements. This addition lowers the threshold for reporting of groundwater contamination and clarifies the reporting protocol.
22	June 11, 2008	Revised record retention length for various documents from 5 to Life of the Insurance Policy plus 10 years. NRC Branch Technical Position, Rev 1, November 1979 added to the Critical Receptor Identification, as a compliant alternative approach, when this approach proves to be conservative with regards to dose. Various typographical errors with no change to intent.

<b>H</b>	<b>OFFSITE DOSE CALCULATION MANUAL (ODCM)</b>	NUMBER: <b>H4</b>
		REV: <b>24</b>
		Page 11 of 231

**RECORD OF REVISIONS [CONTINUED]**

<u>Revision No.</u>	<u>Date</u>	<u>Reason for Revision</u>
23	May 29, 2009	Revised Section 8.4 based on guidance in NEI 07-07, "Industry Ground Water Protection Initiative – Final Guidance Document," August, 2007. This revision included the addition of four definitions to the "Definitions" section, an additional condition of Plant Manager discretion for voluntary communication to State and Local official, and the addition of NEI to the list of entities notified in the event of a spill or leak.
24	July 2009	μ Symbol shows up as an empty box (□)

	<b>OFFSITE DOSE CALCULATION MANUAL (ODCM)</b>	NUMBER: <b>H4</b>
		REV: <b>24</b>
		Page 12 of 231

**THIS PAGE IS LEFT INTENTIONALLY BLANK**

<b>H</b>	<b>OFFSITE DOSE CALCULATION MANUAL (ODCM)</b>	NUMBER: <b>H4</b>
		REV: <b>24</b>
		Page 13 of 231

## OFFSITE DOSE CALCULATIONS MANUAL INTRODUCTION


The Offsite Dose Calculation Manual (ODCM) describes the methodologies and parameters used in: 1) the calculation of offsite doses resulting from radioactive gaseous and liquid effluents; 2) the calculation of gaseous and liquid effluent monitoring instrumentation Alarm/Trip Setpoints. The methodology stated in this manual is acceptable for use in demonstrating compliance with 10CFR 20.1301(a)(1), 10CFR 50.36A, 10CFR 50, Appendix A (GDC 60 & 64) and Appendix I, and 40 CFR 190.

The ODCM is based on "Radiological Effluent Technical Specification of PWR's (NUREG-0472, October 1978)", "Preparation of Radiological Effluent Technical Specifications for Nuclear Power Plants (NUREG-0133, October 1978)", and "Offsite Dose Calculation Manual Guidance (NUREG-1301, April 1991). Specific plant procedures have been developed to implement the ODCM.

This manual also includes information related to the RADIOLOGICAL ENVIRONMENTAL MONITORING PROGRAM (REMP). Tables 7.1, 7.2 and 7.3 designate specific sample types, reporting levels and lower limits of detection currently used to satisfy the sampling requirements for the REMP.

Licensee initiated changes to the ODCM:

1. **SHALL** be documented and records of reviews performed shall contain:
  - a. Sufficient information to support the change(s) together with the appropriate analyses or evaluations justifying the change(s).
  - b. A determination that the change(s) maintain the level of radioactive effluent control required by 10CFR20.1301(a)(1), 10CFR50.36A, 40CFR190, 10CFR50, Appendix I, and not adversely impact the accuracy or reliability of effluent, dose or setpoint calculations.
2. **SHALL** become effective upon review and acceptance by the Operations Committee.
3. **SHALL** be submitted to the NRC in the form of a complete legible copy of the entire ODCM as a part of or concurrent with the Annual Radioactive Effluent Report for the period of the report in which the change in the ODCM was made. Each change **SHALL** be identified by markings in the margin of the affected pages clearly indicating the area of the page that was changed. The date (i.e., month and year) of the change **SHALL** be clearly indicated on the "Record of Revision" page.

	<b>OFFSITE DOSE CALCULATION MANUAL (ODCM)</b>	<b>NUMBER:</b>	<b>H4</b>
		<b>REV:</b>	<b>24</b>
		<b>Page 14 of 231</b>	

**THIS PAGE IS LEFT INTENTIONALLY BLANK**

<b>H</b>	<b>OFFSITE DOSE CALCULATION MANUAL (ODCM)</b>	NUMBER:	<b>H4</b>
		REV:	<b>24</b>
		Page 15 of 231	

## DEFINITIONS

- **ABNORMAL RELEASE**

An unplanned or uncontrolled release of radioactive material from the plant. A release which results from procedural or equipment inadequacies, or personnel errors, that could indicate a deficiency.

- **ACTION**

**ACTION SHALL** be that part of a specification which prescribes remedial measures required under designated conditions.

- **BATCH RELEASE**

A **BATCH RELEASE** is a discharge of liquid or gaseous radioactive effluents of a discrete volume. Prior to release, each batch **SHALL** be isolated and thoroughly mixed for sampling and analysis.

- **CHANNEL CALIBRATION**

A **CHANNEL CALIBRATION SHALL** be the adjustment, as necessary, of the channel such that it responds within the required range and accuracy to known values of input. The **CHANNEL CALIBRATION SHALL** encompass the entire channel including the sensors and alarm, interlock and/or trip functions and may be performed by any series of sequential, overlapping, or total channel steps such that the entire channel is calibrated.

- **CHANNEL CHECK**

**CHANNEL CHECK** is a quantitative determination of acceptable operability by observation of channel behavior during operation. This determination **SHALL** include comparison of the channel with other independent channels measuring the same variable.

- **CHANNEL FUNCTIONAL TEST**

A **CHANNEL FUNCTIONAL TEST** consists of injecting a simulated signal into the channel as close to the primary sensor as practicable to verify that it is **OPERABLE**, including alarm and/or trip initiating action.



<b>H</b>	<b>OFFSITE DOSE CALCULATION MANUAL (ODCM)</b>	NUMBER:	<b>H4</b>
		REV:	<b>24</b>
		Page 16 of 231	

- **CHANNEL RESPONSE TEST**

A CHANNEL RESPONSE TEST consists of injecting a simulated signal into the channel as near the sensor as practicable to measure the time for electronics and relay actions, and trip functions.

- **CONTINUOUS RELEASE**

A CONTINUOUS RELEASE is the discharge of liquid or gaseous radioactive effluents of a nondiscrete volume of a system that usually has makeup flow during the release. CONTINUOUS RELEASES are normally sampled and analyzed either during or following the release.

- **DOSE EQUIVALENT I-131**

DOSE EQUIVALENT I-131 is that concentration of I-131 ( $\mu\text{Ci}/\text{gram}$ ) which alone would produce the same thyroid dose as the quantity and isotopic mixture of I-131, I-132, I-133, I-134 and I-135 actually present. The dose conversion factors used for this calculation **SHALL** be the child thyroid factors listed in Table E-7 of NRC Regulatory Guide 1.109, Revision 1, October 1977.

- **EXCLUSION AREA BOUNDARY**

The EXCLUSION AREA is the area encompassed by the EXCLUSION AREA BOUNDARY at a minimum distance of 715 meters from the center of either reactor.

- **GASEOUS RADWASTE TREATMENT SYSTEM**

The GASEOUS RADWASTE TREATMENT SYSTEM **SHALL** be any system designated and installed to reduce radioactive effluents by collecting primary coolant system offgases from the primary system and providing for delay or holdup for the purpose of reducing the total radioactivity prior to release to the environment.

- **GROUNDWATER**

Any subsurface moisture or water, regardless of where it is locked beneath the earth's surface; any water located in wells, regardless of depth, type, or whether it is potable; water in storm drains, unless it has been demonstrated that the storm drains do not leak to ground; and water in sumps that communicate with subsurface water.

<b>H</b>	<b>OFFSITE DOSE CALCULATION MANUAL (ODCM)</b>	NUMBER:
		<b>H4</b>
		REV: <b>24</b>
		Page 17 of 231

- **LIQUID RADWASTE TREATMENT SYSTEM**

The LIQUID RADWASTE TREATMENT SYSTEM **SHALL** be any system designated and installed to reduce radioactive effluents by holdup or collecting radioactive materials by means of filtering, evaporation, ion exchange or chemical reaction for the purpose of reducing the total radioactivity prior to release to the environment.

- **LONG TERM RELEASE**

LONG TERM RELEASES are usually airborne CONTINUOUS RELEASES. The term "Long Term" comes from the reference to utilizing the long term dispersion factor (X/Q) from Table 5.1.

- **MEMBER OF THE PUBLIC**

MEMBER OF THE PUBLIC means any individual except when that individual is receiving an occupational dose.

- **OPERABLE - OPERABILITY**

As defined in the Technical Specifications.

### **POTENTIAL TO REACH GROUNDWATER**

SPILLS OR LEAKS with the POTENTIAL TO REACH GROUNDWATER include:

- SPILL OR LEAK directly onto native soil or fill,
- SPILL OR LEAK onto an artificial surface (i.e. concrete or asphalt) if the surface is cracked or the material is porous or unsealed, or
- A SPILL OR LEAK that is directed into unlined or non impervious ponds or retention basins (i.e., water hydrologically connected to GROUNDWATER).

A SPILL OR LEAK inside a building or containment unit is generally unlikely to reach GROUNDWATER, particularly if the building or containment unit has a drain and sump system.

- **PURGE - PURGING**

PURGE - PURGING **SHALL** be any controlled process of discharging air or gas from a confinement to maintain temperature, pressure, humidity, concentration or other operating condition, in such a manner that replacement air or gas is required to purify the confinement.

<b>H</b>	<b>OFFSITE DOSE CALCULATION MANUAL (ODCM)</b>	NUMBER:	<b>H4</b>
		REV:	<b>24</b>
		Page 18 of 231	

- **RADIOLOGICAL ENVIRONMENTAL MONITORING PROGRAM (REMP)**

The RADIOLOGICAL ENVIRONMENTAL MONITORING PROGRAM is established for monitoring the radiation and radionuclides in the environs of the plant. The program **SHALL** provide representative measurements of radioactivity in the highest potential exposure pathways and verification of the accuracy of potential exposure pathways and verification of the accuracy of the effluent monitoring program and modeling of the environmental exposure pathways. The current methodology used in the conduct of the specifications of the REMP described in the ODCM are defined in the RPIP 4700 series of Radiation Protection Implementing Procedures.

- **SHORT TERM RELEASE**

SHORT TERM RELEASES usually refers to airborne BATCH RELEASES. The term "Short Term" comes from the reference to utilizing the short term dispersion factor (X/Q) from Table 5.1.

- **SITE BOUNDARY**

The SITE BOUNDARIES for liquid and gaseous releases are defined in Figures 3.1 and 3.2.

- **SPILL OR LEAK**

An inadvertent event or perturbation in a system or component performance that releases liquid outside the system or component.

- **SOURCE CHECK**

A SOURCE CHECK **SHALL** be the quantitative assessment of channel response when the channel sensor is exposed to a source of increased radioactivity.

- **SOURCE CONTAINING LICENSED MATERIAL**

A liquid, including steam, for which a statistically valid positive result is obtained when the sample is analyzed to the lower limits of detection that are required for radioactive liquid effluents for all isotopes.

- **UNRESTRICTED AREA**

An UNRESTRICTED AREA **SHALL** be any area, access to which is neither limited nor controlled by the licensee.

<b>H</b>	<b>OFFSITE DOSE CALCULATION MANUAL (ODCM)</b>	NUMBER:	<b>H4</b>
		REV:	<b>24</b>
		Page 19 of 231	

- **URANIUM FUEL CYCLE**

The URANIUM FUEL CYCLE is defined in 40 CFR Part 190.02(b) as: "The operation of milling of uranium ore, chemical conversion of uranium, isotopic enrichment of uranium, fabrication of uranium fuel, generation of electricity by a light-water-cooled nuclear power plant using uranium fuel, and reprocessing of spent uranium fuel, to the extent that these directly support the production of electrical power for public use utilizing nuclear energy, but excludes mining operations, operations at waste disposal sites, transportation of any radioactive material in support of these operations, and the use of recovered non-uranium special nuclear and by-product materials from the cycle."

- **VENTILATION EXHAUST TREATMENT SYSTEM**

A VENTILATION EXHAUST TREATMENT SYSTEM **SHALL** be any system designed and installed to reduce gaseous radioiodine or radioactive material in particulate form in effluents by passing ventilation or vent exhaust gases through charcoal absorbers and/or HEPA filters for the purpose of removing iodines or particulates from the gaseous exhaust stream prior to the release to the environment. Such a system is not considered to have any effect on noble gas effluents. Engineered safety feature atmospheric cleanup systems are not considered to be VENTILATION EXHAUST TREATMENT SYSTEM components.

- **VENTING**

VENTING **SHALL** be the controlled process of discharging air or gas from a confinement to maintain temperature, pressure, humidity, concentration or other operating condition, in such a manner that replacement air or gas is NOT provided or required during VENTING. Vent, used in system names, does not imply a venting process. The release of air or gases via sampling equipment or instrumentation is not considered a controlled process.

<b>H</b>	<b>OFFSITE DOSE CALCULATION MANUAL (ODCM)</b>	<b>NUMBER:</b>	<b>H4</b>
		<b>REV:</b>	<b>24</b>
		<b>Page 20 of 231</b>	

**THIS PAGE IS LEFT INTENTIONALLY BLANK**

<b>H</b>	<b>OFFSITE DOSE CALCULATION MANUAL (ODCM)</b>	NUMBER: <b>H4</b>
		REV: <b>24</b>
		Page 21 of 231

## 1.0 RADIOLOGICAL EFFLUENT SPECIFICATIONS AND SURVEILLANCE REQUIREMENTS


### APPLICABILITY AND SURVEILLANCE REQUIREMENTS

#### 1.1 Specifications

- 1.1.1 Compliance with the Controls contained within the succeeding text is required during the conditions specified. Upon failure to meet the specifications, the associated ACTION requirements **SHALL** be met.
- 1.1.2 Noncompliance with a specification **SHALL** exist when the requirements of the Control and associated ACTION requirements are not met within the specified time interval. If the Control is restored prior to expiration of the specified time interval, completion of the ACTION requirements is not required.

#### 1.2 Surveillance Requirements

- 1.2.1 Surveillance Requirement **SHALL** be met during the conditions specified for individual specifications unless otherwise stated in an individual Surveillance Requirement.
- 1.2.2 Each Surveillance Requirement **SHALL** be performed within the specified time interval with the following exceptions:
  - A. Specified time intervals between tests may be adjusted plus or minus 25% to accommodate normal test schedules.
- 1.2.3 Failure to perform a Surveillance Requirement within the allowed surveillance interval, defined by Specification 1.2.2, **SHALL** constitute noncompliance with the OPERABILITY requirements for a Control for operation. The time limits of the ACTION requirements are applicable at the time it is identified that a Surveillance Requirement has not been performed. The ACTION requirements may be delayed for up to 24 hours to permit the completion of the surveillance when the allowable outage time limits of the ACTION requirements are less than 24 hours. Surveillance Requirements do not have to be performed on inoperable equipment.

	<b>OFFSITE DOSE CALCULATION MANUAL (ODCM)</b>	<b>NUMBER:</b> H4
		<b>REV:</b> 24
		Page 22 of 231

**THIS PAGE IS LEFT INTENTIONALLY BLANK**

<b>H</b>	<b>OFFSITE DOSE CALCULATION MANUAL (ODCM)</b>	NUMBER:	<b>H4</b>
		REV:	<b>24</b>
		Page 23 of 231	

## 2.0 LIQUID EFFLUENTS

### CONCENTRATION

#### SPECIFICATIONS

- 2.1 In accordance with T.S. 5.5.4.b the concentration of radioactive material released in liquid effluents to UNRESTRICTED AREAS **SHALL** conform to ten times the concentration values in Appendix B, Table 2, Column 2 to 10 CFR 20.1001-20.2402 other than dissolved or entrained noble gases. For dissolved or entrained noble gases, the concentration **SHALL** be limited to  $2 \times 10^{-4}$   $\mu\text{Ci/ml}$  total activity.

#### APPLICABILITY

At all times.

#### ACTION

- a. When the concentration of radioactive material released in liquid effluents to UNRESTRICTED AREAS exceeds the above limits, immediately restore the concentration to within the above limits.
- b. Report all deviations in the Annual Radioactive Effluent Release Report.

## 2.2 SURVEILLANCE REQUIREMENTS

- 2.2.1 Radioactive liquid wastes **SHALL** be sampled and analyzed according to the sampling and analysis program of Table 2.1.
- 2.2.2 The results of radioactive analysis **SHALL** be used in accordance with the methodology and parameters in the ODCM to assure that the concentrations at the point of release are maintained within the limits of Specification 2.1.

## DOSE

### SPECIFICATIONS

- 2.3 In accordance with T.S. 5.5.4.d the dose or dose commitment to a MEMBER OF THE PUBLIC from radioactive materials in liquid effluents released to UNRESTRICTED AREAS shall be limited to:
- a. During any calendar quarter to  $\leq 3$  mrem to the total body and to  $\leq 10$  mrem to any organ, and
  - b. During any calendar year to  $\leq 6$  mrem to the total body and to  $\leq 20$  mrem to any organ.



<b>H</b>	<b>OFFSITE DOSE CALCULATION MANUAL (ODCM)</b>	NUMBER:	<b>H4</b>
		REV:	<b>24</b>
		Page 24 of 231	

**APPLICABILITY**

At all times.

**ACTION**

- a. With the calculated dose from the release of radioactive materials in liquid effluents exceeding any of the above limits, in lieu of a Licensee Event Report, prepare and submit to the Commission within 30 days a Special Report that includes the following information:
  1. Identifies the cause(s) for exceeding the limit(s).
  2. Defines the corrective actions taken to reduce the release.
  3. Defines the corrective actions to be taken to assure that subsequent releases will be in compliance with the above limits.

**SURVEILLANCE REQUIREMENTS**

- 2.4 Cumulative dose contributions for the current calendar quarter and current calendar year **SHALL** be determined at least every 31 days in accordance with the methodology and parameters in Section 4.0 of the ODCM.

<b>H</b>	<b>OFFSITE DOSE CALCULATION MANUAL (ODCM)</b>	NUMBER:	<b>H4</b>
		REV:	<b>24</b>
		Page 25 of 231	

## LIQUID RADWASTE TREATMENT SYSTEMS

### SPECIFICATIONS

- 2.5 In accordance with T.S. 5.5.4.f the LIQUID RADWASTE TREATMENT SYSTEM **SHALL** be used to reduce the radioactive materials in liquid wastes prior to their discharge when the projected doses, due to the liquid effluent, to UNRESTRICTED AREAS would exceed 0.12 mrem to the whole body or 0.4 mrem to any organ in a 31 day period.

### APPLICABILITY

At all times.

### ACTION

- a. With radioactive liquid waste being discharged without treatment and in excess of the above limits, in lieu of a Licensee Event Report, prepare and submit to the Commission within 30 days a Special Report that includes the following information:
1. Explanation of why liquid radioactive waste was being discharged without treatment, identification of any inoperable equipment or subsystems, and the reason for the inoperability.
  2. Action(s) taken to restore the inoperable equipment to OPERABLE status, and
  3. Summary description of action(s) taken to prevent recurrence.

### 2.6 SURVEILLANCE REQUIREMENTS

- 2.6.1 Doses due to liquid releases **SHALL** be projected at least every 31 days in accordance with the methodology and parameters in Section 4.0 of the ODCM.
- 2.6.2 The installed LIQUID RADWASTE TREATMENT SYSTEM **SHALL** be considered OPERABLE by meeting the Controls specified in 2.1 and 2.3.

<b>H</b>	<b>OFFSITE DOSE CALCULATION MANUAL (ODCM)</b>	NUMBER:	<b>H4</b>
		REV:	<b>24</b>
		Page 26 of 231	

## RADIOACTIVE LIQUID EFFLUENT MONITORING INSTRUMENTATION

### SPECIFICATIONS

- 2.7 In accordance with T.S. 5.5.4.a the radioactive liquid effluent monitoring instrumentation channels shown in Table 2.2 **SHALL** be OPERABLE with their alarm/trip setpoints set to ensure that the limits of Specification 2.1 are not exceeded. The alarm/trip setpoints of these channels **SHALL** be determined in accordance with the methodology in Section 4.0 of the ODCM.

### APPLICABILITY

During release via the monitored pathway.

### ACTION

- a. With a radioactive liquid effluent monitoring instrumentation channel alarm/trip setpoint less conservative than required by the above specification, immediately suspend the release of radioactive effluents monitored by the effected channel, or declare the channel inoperable, or change the setpoint so it is acceptably conservative.
- b. With less than the minimum required radioactive liquid effluent monitoring instrumentation channels OPERABLE, take the Action shown in Table 2.2
- c. Report all deviations in the Annual Radioactive Effluent Release Report.

### SURVEILLANCE REQUIREMENTS

- 2.8 Each radioactive liquid effluent monitoring instrumentation channel **SHALL** be demonstrated OPERABLE by performance of the CHANNEL CHECK, SOURCE CHECK, CHANNEL CALIBRATION, and CHANNEL FUNCTIONAL TEST at the frequencies shown in Table 2.3.

<b>H</b>	<b>OFFSITE DOSE CALCULATION MANUAL (ODCM)</b>	NUMBER:	<b>H4</b>
		REV:	<b>24</b>
		Page 27 of 231	

## LIQUID STORAGE TANKS

### SPECIFICATIONS

- 2.9 In accordance with T.S. 5.5.10.c the quantity of radioactive material contained in each of the following tanks **SHALL** be limited to 10 curies, excluding tritium and dissolved or entrained gases:

Condensate Storage Tanks  
Outside Temporary Storage Tanks

### APPLICABILITY

At all times.

### ACTION

- a. With the quantity of radioactive material contained in any of the above listed tanks exceeding the limit in 2.9 above, immediately suspend all additions of radioactive materials to the tank and within 48 hours reduce the contents to within the limit.

### SURVEILLANCE REQUIREMENTS

- 2.10 The quantity of radioactive material contained in each of the tanks listed in specification 2.9 **SHALL** be determined to be within the limit by analyzing a representative sample of the tank's contents at least once per 7 days when radioactive materials are being added to the tank.

<b>H</b>	<b>OFFSITE DOSE CALCULATION MANUAL (ODCM)</b>	NUMBER:	<b>H4</b>
		REV:	<b>24</b>
		Page 28 of 231	

## LANDLOCKED AREA

### SPECIFICATIONS

- 2.11** In accordance with 10CFR20.2001 and NRC interpretations, soil removed from the landlocked area for free release to the UNRESTRICTED AREA **SHALL NOT** contain licensed radioactivity, i.e., radionuclides are detected when the soil sample analysis is analyzed to the LLDs listed in Table 7.3 for sediment.

### APPLICABILITY

When the soil in the landlocked area is disturbed (construction occurs in the area or the soil is moved to a new location) and during plant decommissioning.

The landlocked area is located near the southwest corner of the Prairie Island reactor building proper. It is designed to distribute water, discharged from the turbine building sumps, over a large area as the water enters the soil. The landlocked area is fully contained within an area controlled by NSP. When high levels of suspended solids are expected or detected in the turbine building sumps, the sump discharge is directed to the landlocked area. Sump sampling is conducted per Tables 2.1 and 2.2 to verify that the radioactivity concentration limits in specification 2.1 are not exceeded.

### ACTION

- a. With the quantity of radioactive material contained in the soil exceeding the limit in 2.11 above, describe the landlocked location in the 10CFR50.75.g file, conduct a dose assessment, and remediate, as required by applicable regulation.

### SURVEILLANCE REQUIREMENTS

- 2.12** The presence of licensed radioactive material described in specification 2.11 **SHALL** be determined by analyzing soil samples of the affected landlocked area when the area is disturbed and during plant decommissioning, as required by applicable regulations.

<b>H</b>	<b>OFFSITE DOSE CALCULATION MANUAL (ODCM)</b>	NUMBER:	<b>H4</b>
		REV:	<b>24</b>
		Page 29 of 231	

### 3.0 GASEOUS EFFLUENTS

#### DOSE RATE

#### SPECIFICATIONS

3.1 In accordance with T.S.5.5.4.g the dose rate due to radioactive materials released in gaseous effluents from the site to areas at or beyond the gaseous SITE BOUNDARY (Figure 3.2) **SHALL** be limited to the following:

- a. For Noble Gases:  $\leq 500$  mrem/yr to the whole body and  $\leq 3000$  mrem/yr to the skin, and
- b. For Iodine-131, Iodine-133, Tritium, and Particulates with half-lives greater than 8 days:  $\leq 1500$  mrem/yr to any organ.

#### APPLICABILITY

At all times.

#### ACTION

- a. With the dose rate(s) exceeding the above limits, immediately restore the release rate to within the above limits(s).
- b. Report all deviations in the Annual Radioactive Effluent Report.

### 3.2 SURVEILLANCE REQUIREMENTS

- 3.2.1 The dose rate due to noble gases in effluents **SHALL** be determined to be within the above limits in accordance with the methodology and parameters in Section 5.0 of the ODCM.
- 3.2.2 The dose rate due to Iodine-131, Iodine-133, Tritium, and Particulates with half-lives greater than 8 days in gaseous effluents **SHALL** be determined to be within the above limits in accordance with the methodology and parameters in the ODCM by obtaining representative samples and performing analyses in accordance with the sampling and analysis program specified in Table 3.1.

<b>H</b>	<b>OFFSITE DOSE CALCULATION MANUAL (ODCM)</b>	NUMBER: <b>H4</b>
		REV: <b>24</b>
		Page 30 of 231

## DOSE - NOBLE GASES

### SPECIFICATIONS

- 3.3** In accordance with T.S.5.5.4.h the air dose due to noble gases released in gaseous effluents to areas at or beyond the gaseous SITE BOUNDARY (Figure 3.2) **SHALL** be limited to the following:
- a. During any calendar quarter:  $\leq 10$  mrad for gamma radiation and  $\leq 20$  mrad for beta radiation, and
  - b. During any calendar year:  $\leq 20$  mrad for gamma radiation and  $\leq 40$  mrad for beta radiation.

### APPLICABILITY

At all times.

### ACTION

- a. With the calculated dose from the release of radioactive noble gases in gaseous effluents exceeding any of the above limits, in lieu of a Licensee Event Report, prepare and submit to the Commission within 30 days a Special Report that includes the following:
  1. Identifies the cause(s) for exceeding the limit(s).
  2. Defines the corrective actions taken to reduce the release.
  3. Defines the proposed corrective actions to be taken to assure that subsequent releases will be in compliance with the above limits.

### SURVEILLANCE REQUIREMENTS

- 3.4** Cumulative dose contributions for the current calendar quarter and current calendar year for noble gases **SHALL** be determined at least every 31 days in accordance with the methodology and parameters in Section 5.0 of the ODCM.

<b>H</b>	<b>OFFSITE DOSE CALCULATION MANUAL (ODCM)</b>	NUMBER:	<b>H4</b>
		REV:	<b>24</b>
		Page 31 of 231	

## DOSE - IODINE-131, IODINE-133, TRITIUM AND PARTICULATES

### SPECIFICATIONS

- 3.5** In accordance with T.S.5.5.4.i the dose to any organ of a MEMBER OF THE PUBLIC from Iodine-131, Iodine-133, Tritium, and all radioactive particulates with a half-life greater than 8 days in gaseous effluents released to areas at or beyond the gaseous SITE BOUNDARY (Figure 3.2) **SHALL** be limited to the following:
- a. During any calendar quarter:  $\leq 15$  mrem to any organ, and
  - b. During any calendar year:  $\leq 30$  mrem to any organ.

### APPLICABILITY

At all times.

### ACTION

- a. With the calculated dose from the release of Iodine-131, Iodine-133, Tritium, and Particulates with half-lives greater than 8 days, in gaseous effluents exceeding any of the above limits, in lieu of a Licensee Event Report, prepare and submit to the Commission within 30 days a Special Report that includes the following:
  1. Identifies the cause(s) for exceeding the limit(s).
  2. Defines the corrective actions taken to reduce the release.
  3. Defines the proposed corrective actions to be taken to assure that subsequent releases will be in compliance with the above limits.

### SURVEILLANCE REQUIREMENTS

- 3.6** Cumulative dose contributions for the current calendar quarter and current calendar year for Iodine-131, Iodine-133, Tritium, and Particulates with half-lives greater than 8 days **SHALL** be determined at least every 31 days in accordance with the methodology and parameters in Section 5.0 of the ODCM.



<b>H</b>	<b>OFFSITE DOSE CALCULATION MANUAL (ODCM)</b>	NUMBER: <b>H4</b>
		REV: <b>24</b>
		Page 32 of 231

## GASEOUS RADWASTE TREATMENT SYSTEMS

### 3.7 SPECIFICATIONS

- 3.7.1** In accordance with T.S.5.5.4.f the Waste Gas Treatment System and the VENTILATION EXHAUST TREATMENT SYSTEM **SHALL** be used to reduce releases of radioactivity when the projected doses due to the gaseous effluents to areas at or beyond the gaseous SITE BOUNDARY (Figure 3.2) would exceed any of the following controls over a 31 day period:
- A. 0.4 mrad to air from gamma radiation, or
  - B. 0.8 mrad to air from beta radiation, or
  - C. 0.6 mrem to any organ of a MEMBER OF THE PUBLIC.
- 3.7.2** In accordance with T.S.5.5.10.b the quantity of radioactivity contained in each gas storage tank **SHALL** be limited to  $\leq 78,800$  curies of noble gases (considered as dose equivalent Xe-133).
- 3.7.3** The radioactive gas contained in the Waste Gas Treatment System **SHALL NOT** be deliberately discharged to the environment during unfavorable wind conditions when the cooling towers are in operation. For purposes of this specification, unfavorable wind conditions are defined as wind from 5° West of North to 45° East of North at 10 miles per hour or less.

### APPLICABILITY

At all times.

### ACTION

- a. With radioactive gaseous waste being discharged without treatment and in excess of the above limits of 3.7.1, in lieu of a Licensee Event Report, prepare and submit to the Commission within 30 days a Special Report that includes the following information:
  - 1. Identification of any inoperable equipment or subsystems, and the reason for the inoperability.
  - 2. Action(s) taken to restore the inoperable equipment to OPERABLE status, and
  - 3. Summary description of action(s) taken to prevent recurrence.
- b. With the quantity of radioactive material in any gas storage tank exceeding the limits of 3.7.2, immediately suspend all additions of radioactive material to the tank and within 48 hours reduce the tank contents to within the limit.

<b>H</b>	<b>OFFSITE DOSE CALCULATION MANUAL (ODCM)</b>	NUMBER: <b>H4</b>
		REV: <b>24</b>
		Page 33 of 231

### 3.8 SURVEILLANCE REQUIREMENTS

- 3.8.1 Doses due to gaseous releases at and beyond the SITE BOUNDARY **SHALL** be projected at least every 31 days in accordance with the methodology and parameters in the ODCM. A projected dose in excess of the limits of 3.7.1 indicates that additional components or subsystems of the GASEOUS RADWASTE TREATMENT SYSTEM must be placed in service to reduce radioactive materials in the gaseous effluents.
- 3.8.2 The installed Waste Gas Treatment System and the VENTILATION EXHAUST TREATMENT SYSTEM **SHALL** be considered OPERABLE by meeting the Controls specified in 3.1, 3.3 AND 3.5.
- 3.8.3 The quantity of radioactive material contained in each gas storage tank in use **SHALL** be determined to be within the limit specified in 3.7.2 at least every 31 days. If the inventory of any tank exceeds 10,000 curies, daily sampling when making additions **SHALL** be performed.

<b>H</b>	<b>OFFSITE DOSE CALCULATION MANUAL (ODCM)</b>	NUMBER:	<b>H4</b>
		REV:	<b>24</b>
		Page 34 of 231	

## EXPLOSIVE GAS MONITORING INSTRUMENTATION

### 3.9 SPECIFICATIONS

- 3.9.1** In accordance with T.S.5.5.10.a the explosive gas monitoring instrumentation channels shown in Table 3.2 **SHALL** be OPERABLE with their Alarm/Trip Setpoints set to ensure the limits of 3.9.2 are not exceeded.
- 3.9.2** The concentration of oxygen at the outlet of each operating recombiner **SHALL** be maintained to  $\leq 2\%$  by volume.

### APPLICABILITY

As shown in Table 3.2.

### ACTION

- a. With an explosive gas monitoring instrumentation channel Alarm/Trip Setpoint less conservative than required by the above specification, declare the channel inoperable and take the ACTION shown in Table 3.2.
- b. With less than the minimum required explosive gas monitoring instrumentation channels OPERABLE, take the ACTION shown in Table 3.2. Restore the inoperable instrumentation to OPERABLE status within 30 days and, if unsuccessful, in lieu of a License Event Report, prepare and submit a Special Report to the Commission to explain why this inoperability was not corrected in a timely manner.
- c. With the concentration of oxygen measured at the outlet of operating recombiner(s)  $> 2\%$  by volume but  $< 4\%$  by volume, restore the concentration of oxygen to  $\leq 2\%$  by volume within 48 hours.
- d. With the concentration of oxygen measured at the outlet of operating recombiner(s)  $> 4\%$  by volume, immediately suspend all additions of waste gases to the system and reduce the concentration of oxygen to  $\leq 2\%$  within one hour.

### SURVEILLANCE REQUIREMENTS

- 3.10** Each explosive gas monitoring instrumentation channel **SHALL** be demonstrated OPERABLE by performance of the CHANNEL CHECK, CHANNEL FUNCTIONAL TEST, and CHANNEL CALIBRATION at the frequencies shown in Table 3.3.

<b>H</b>	<b>OFFSITE DOSE CALCULATION MANUAL (ODCM)</b>	NUMBER:	<b>H4</b>
		REV:	<b>24</b>
		Page 35 of 231	

## RADIOACTIVE GASEOUS EFFLUENT MONITORING INSTRUMENTATION

### SPECIFICATIONS

- 3.11** In accordance with T.S.5.5.4.a the radioactive gaseous effluent monitoring instrumentation channels shown in Table 3.2 **SHALL** be OPERABLE with their alarm/trip setpoints set to ensure that the limits of Specification 3.1 are not exceeded. The alarm/trip setpoints of these channels **SHALL** be determined in accordance with the methodology in Section 5.0 of the ODCM.

### APPLICABILITY

As shown in Table 3.2.

### ACTION

- a. With a radioactive gaseous effluent monitoring instrumentation channel alarm/trip setpoint less conservative than required by the above specification, immediately suspend the release of radioactive effluents monitored by the effected channel, or declare the channel inoperable, or change the setpoint so it is acceptably conservative.
- b. With less than the minimum required radioactive gaseous effluent monitoring instrumentation channels OPERABLE, take the Action shown in Table 3.2.
- c. Report all deviations in the Annual Radioactive Effluent Release Report.

### SURVEILLANCE REQUIREMENTS

- 3.12** Each radioactive gaseous effluent monitoring instrumentation channel **SHALL** be demonstrated OPERABLE by performance of the CHANNEL CHECK, SOURCE CHECK, CHANNEL CALIBRATION, and CHANNEL FUNCTIONAL TEST at the frequencies shown in Table 3.3.

<b>H</b>	<b>OFFSITE DOSE CALCULATION MANUAL (ODCM)</b>	NUMBER:	<b>H4</b>
		REV:	<b>24</b>
		Page 36 of 231	

## ATMOSPHERIC STEAM DUMP MONITORING

### SPECIFICATIONS

- 3.13** The dose to a MEMBER OF THE PUBLIC from Iodine-131 released, via one steam dump operation, in gaseous effluents from the site at or beyond the gaseous SITE BOUNDARY (Figure 3.2) **SHALL NOT** be greater than twice the limit specified in 3.5.

### APPLICABILITY

During atmospheric steam dump operations with detectable Iodine-131 activity in the Steam Generator bulk water.

### ACTION

- a. When the calculated dose from the release of Iodine-131 in gaseous effluents via steam dump operations exceeds the above limit:
1. The milk from dairy cows grazing in the downwind area **SHALL** be sampled and analyzed for a period of 5 days following the release. The downwind area shall include the 22 1/2 degree sector of a circle having its center at the plant and a 2 mile radius.
  2. The Iodine-131 concentration in the milk **SHALL** be determined daily utilizing instrumentation with a minimum Iodine-131 detection limit of 1.0 pCi/ml.

### 3.14 SURVEILLANCE REQUIREMENTS

The Iodine-131 activity released via atmospheric steam dumps **SHALL** be sampled and analyzed according to the sample and analysis program of Table 3.1.

<b>H</b>	<b>OFFSITE DOSE CALCULATION MANUAL (ODCM)</b>	NUMBER:	<b>H4</b>
		REV:	<b>24</b>
		Page 37 of 231	

## 4.0 LIQUID EFFLUENT CALCULATIONS

### 4.1 Monitor Alarm Setpoint Determination

This procedure determines the monitor alarm setpoint that indicates if the concentration of radionuclides in the liquid effluent released to UNRESTRICTED AREAS exceeds the specification defined in Section 2.1.

Since Fe-55, Sr-89, Sr-90, and alpha concentrations are determined from composite samples, the liquid monitor setpoint determinations should be completed using the most recent available composite sample results.

Monitor high alarm or isolation setpoints will be established by one of the following:

- a. Calculation of setpoints using the methodology of Sections 4.1.1 and 4.1.3 at least every 31 days.
- b. Calculation of alarm setpoint based on analysis prior to discharge using methodology of Section 4.1.2.
- c. Alarm setpoint determined using methodology of Section 4.1.1 and 4.1.3 assuming all radionuclides have a concentration of  $1E-7$   $\mu$ Ci/ml. No recalculation of setpoints is necessary unless an increase in alarm setpoint is desired.

PWR GALE Code source terms (Table 4.1) may be used if there were no detectable isotopes in the previous month or in the analysis prior to release. If the newly calculated setpoint is less than the existing monitor setpoint, the setpoint **SHALL** be reduced to the new value. If the calculated setpoint is greater than the existing setpoint, the setpoint may remain at the lower value or increase to the new value.

#### 4.1.1 Liquid Effluent Monitor Setpoints

The following method applies when determining the isolation setpoints for the Waste Effluent Liquid Monitor (R-18), Steam Generator Blowdown Liquid Monitor - Unit 1 (1R-19), and Steam Generator Blowdown Liquid Monitor - Unit 2 (2R-19) during all operational conditions when the radwaste discharge flow rate is maintained constant at the maximum design flow rate.

- A. Determine the "mix" (radionuclides and composition) of the liquid effluent.
  1. Determine the liquid source terms that are representative of the "mix" of the liquid effluent. Liquid source terms are the total curies of each isotope released during the previous month. Table 4.1 source terms may be used if there have been no liquid releases.

<b>H</b>	<b>OFFSITE DOSE CALCULATION MANUAL (ODCM)</b>	NUMBER:	<b>H4</b>
		REV:	<b>24</b>
		Page 38 of 231	

2. Determine the activity concentrations ( $AC_i$ ) of all non-gamma emitters including H-3, Sr-89, Sr-90, Fe-55, and alpha activity.
3. Determine NGF (the total fraction of the MPC in the liquid effluent) for all non-gamma emitting nuclides.

$$NGF = \sum_i \frac{AC_i}{MPC_i} \quad (4.1-1)$$

where:  $AC_i$  = Activity concentration of nuclide 'i' in the liquid effluent ( $\mu\text{Ci/ml}$ ).

$MPC_i$  = Ten times the water effluent concentration limit for radionuclide "i" ( $\mu\text{Ci/ml}$ ) from 10CFR20 Appendix B, Table 2, Column 2.

4. Determine  $S_i$  (the fraction of the gamma emitting radioactivity in the liquid effluent comprised by radionuclides 'i') for each individual radionuclide in the liquid effluent.

$$S_i = \frac{A_i}{\sum_i A_i} \quad (4.1-2)$$

where:  $A_i$  = the radioactivity of gamma emitting radionuclide 'i' in the liquid effluent.

5. Determine WGF (the sum of fractional activities weighted by the MPC) for the gamma emitting nuclides in the liquid effluent.

$$WGF = \sum_i \frac{S_i}{MPC_i} \quad (4.1-3)$$

where:  $MPC_i$  = Ten times the water effluent concentration limit for radionuclide "i" ( $\mu\text{Ci/ml}$ ) from 10CFR20 Appendix B, Table 2, Column 2.

<b>H</b>	<b>OFFSITE DOSE CALCULATION MANUAL (ODCM)</b>	NUMBER: <b>H4</b>
		REV: <b>24</b>
		Page 39 of 231

- B. Determine  $C_t$  (the maximum acceptable total radioactivity concentration of gamma emitting nuclides in the liquid effluent prior to dilution ( $\mu\text{Ci/ml}$ )).

$$C_t = \frac{1}{WGF} \times \left( \frac{F}{f} - \text{NGF} \right) \quad (4.1-4)$$

- where:  $F$  = Dilution water flow rate (gpm)  
 = 67,300 gpm from cooling tower blowdown
- $f$  = The maximum attainable discharge flow rate prior to dilution (gpm)  
 = 60 gpm from the ADT tank pump  
 = 100 gpm from the CVCS tank pump  
 = 60 gpm from the SGBD tank pump

- C. Determine C.R. (the calculated monitor count rate above background attributed to the radionuclides (ncpm)).

C.R. is obtained by using the applicable Effluent Monitor Efficiency Curve located in the Radiation Monitor Calibration file. C.R. is the count rate that corresponds to the "adjusted" total radioactivity concentration ( $C_t$ ).



<b>H</b>	<b>OFFSITE DOSE CALCULATION MANUAL (ODCM)</b>	NUMBER:	<b>H4</b>
		REV:	<b>24</b>
		Page 40 of 231	

- D. Determine HSP (the monitor high alarm setpoint above background (ncpm)).

$$\text{HSP} = T_m \text{C.R.} \quad (4.1-5)$$

$T_m$  = Fraction of the radioactivity from the site that may be released via each release point to ensure that the unrestricted area limit is not exceeded due to simultaneous releases from several release points.

= 0.75 for the Waste Effluent Liquid Monitor (R-18)

= 0.25 for the Steam Generator Blowdown Liquid Monitor - Unit 1 (1R-19)

= 0.25 for the Steam Generator Blowdown Liquid Monitor - Unit 2 (2R-19)

$T_m$  values may be revised from the values given above. The summation of all the  $T_m$  values for active release points **SHALL NOT** be greater than unity.

- E. The monitor high alarm setpoint above background (ncpm), **SHALL** be set at or below the HSP value.

<b>H</b>	<b>OFFSITE DOSE CALCULATION MANUAL (ODCM)</b>	NUMBER:	<b>H4</b>
		REV:	<b>24</b>
		Page 41 of 231	

#### 4.1.2 Setpoint Based on Analysis of Liquid Prior to Discharge (Optional)

This method may be used in lieu of the method in Section 4.1.1 to determine the setpoints for the maximum acceptable discharge flow rate prior to dilution and to determine the associated high alarm setpoint based on this flow rate for the Waste Effluent Liquid Monitor (R-18), Steam Generator Blowdown Liquid Monitor - Unit 1 (1R-19), and Steam Generator Blowdown Liquid Monitor - Unit 2 (2R-19), during all operational conditions.

- A. Determine  $f$  (the maximum acceptable discharge flow rate prior to dilution (gpm)).

$$f = \frac{0.8 FT_m}{\sum_i \frac{C_i}{MPC_i}} \quad (4.1-6)$$

$F$  = Dilution water flow rate (gpm)

= 67,300 gpm from cooling tower blowdown

$C_i$  = Concentration of radionuclide "i" in the liquid effluent prior to dilution ( $\mu\text{Ci/ml}$ ) from analysis of the liquid effluent to be released.

$MPC_i$  = Ten times the water effluent concentration limit for radionuclide "i" ( $\mu\text{Ci/ml}$ ) from 10CFR20, Appendix B, Table 2, Column 2.

$T_m$  = Fraction of the radioactivity from the site that may be released via each release point to ensure that the unrestricted area limit is not exceeded due to simultaneous releases from several release points. Refer to Section 4.1.1.D.

<b>H</b>	<b>OFFSITE DOSE CALCULATION MANUAL (ODCM)</b>	NUMBER: <b>H4</b>
		REV: <b>24</b>
		Page 42 of 231

- B. Determine the monitor setpoint based on the radionuclide mix of the liquid effluent.
1. Determine C.R. (the calculated monitor count rate above background attributed to the radionuclides (ncpm)).  
C.R. is obtained by using the applicable Effluent Monitor Efficiency Curve located in the Radiation Monitor Calibration file. C.R. is the count rate point that corresponds to the "adjusted" total radioactivity concentration ( $C_t$ ).  
 $C_t$  = Total radioactivity concentration of the radionuclides (minus tritium and other radionuclides that are only beta emitters) in the liquid discharge prior to dilution ( $\mu\text{Ci/ml}$ ) as determined using Equation 4.1-4.
  2. Determine HSP (the monitor high alarm setpoint above background (ncpm)).  
$$\text{HSP} = \frac{\text{C.R.}}{0.8} \quad (4.1-7)$$
  
0.8 = A correction factor to increase the monitor setpoint to prevent spurious alarms caused by deviations in the mixture of radionuclides that affects monitor response.
  3. The monitor high alarm setpoint above background **SHALL** be set at or below this HSP value when this optional method is selected. The maximum discharge flow **SHALL NOT** exceed the value of  $f$  as determined in Section 4.1.2.A when this optional method is selected.

#### 4.1.3 Discharge Canal Monitor

The following method determines the high alarm setpoint for the Discharge Canal Monitor (R-21) during all operational conditions.

- A. Determine the "mix" (radionuclides and composition) of the liquid effluent.
1. Determine the liquid source terms that are representative of the "mix" of all liquids released into the discharge canal. Liquid source terms are the total curies of each isotope released during the previous month. Table 4.1 source terms may be used if there have been no liquid releases.
  2. Determine the activity concentrations ( $AC_i$ ) of all non-gamma emitters including H-3, Sr-89, Sr-90, Fe-55, and alpha activity.

<b>H</b>	<b>OFFSITE DOSE CALCULATION MANUAL (ODCM)</b>	NUMBER: <b>H4</b>
		REV: <b>24</b>
		Page 43 of 231

3. Determine NGF (the total fraction of the MPC in the liquid released to the discharge canal) for all non-gamma emitting nuclides. The volume used to calculate the non-gamma emitting activity concentrations is the volume released via cooling tower blowdown during a one month period at the minimum flow rate of 67,300 gpm.

$$NGF = \sum_i \frac{AC_i}{MPC_i}$$

where:  $AC_i$  = Activity concentration of nuclide "i" released to the discharge canal ( $\mu\text{Ci/ml}$ )

$MPC_i$  = Ten times the water effluent concentration limit for radionuclide "i" ( $\mu\text{Ci/ml}$ ) from 10CFR20, Appendix B, Table 2, Column 2.

4. Determine  $S_i$  (the fraction of the gamma emitting radioactivity in the liquid released to the discharge canal comprised by radionuclide "i") for each individual radionuclide released to the discharge canal.

$$S_i = \frac{A_i}{\sum_i A_i}$$

where:  $A_i$  = The radioactivity of gamma emitting radionuclide "i" released to the discharge canal.

5. Determine WGF (the sum of fractional activities weighted by the MPC) for the gamma emitting nuclides released to the discharge canal.

$$WGF = \sum_i \frac{S_i}{MPC_i}$$

where:  $MPC_i$  = Ten times the water effluent concentration limit for radionuclide "i" ( $\mu\text{Ci/ml}$ ) from 10CFR-20, Appendix B, Table 2, Column 2.

- B. Determine  $C_t$  (the maximum acceptable total radioactivity concentration of gamma emitting nuclides released to the discharge canal ( $\mu\text{Ci/ml}$ )).

$$C_t = \frac{1-NGF}{WGF}$$

<b>H</b>	<b>OFFSITE DOSE CALCULATION MANUAL (ODCM)</b>	NUMBER: <b>H4</b>
		REV: <b>24</b>
		Page 44 of 231

- C. Determine C.R. (the calculated monitor count rate above background attributed to the radionuclides (ncpm)).

C.R. is obtained by using the applicable Effluent Monitor Efficiency Curve located in the Radiation Monitor Calibration file. C.R. is the count rate that corresponds to the "adjusted" total radioactivity concentration ( $C_t$ ).

- D. The monitor high alarm setpoint above background (ncpm) **SHALL** be set at or below the C.R. value.

#### 4.1.4 Monitor Calibration

Liquid effluent monitors are calibrated periodically using a Cs-137 standard. Since the actual isotopic mixes of the liquids released may contain nuclides with different gamma energies and yields than the calibration standard, the response of the monitor varies with respect to the actual energies and abundances of the nuclides in the mix being monitored when compared to Cs-137.

Effluent release computer calculations that compute setpoint determinations or expected monitor readings during or prior to a release compensate for the difference in gamma energies and yields and adjust the monitor setpoint or predicted monitor reading according to the actual nuclide mix. The assumption is made that the monitor's response is directly proportional to the gamma energies.

The cumulative errors associated with the monitor calibration methodology are not accounted for in the determination of the individual monitor setpoints. There is sufficient conservatism built into the selection of the actual monitor setpoint; plus the fact that the monitor fractions used in the setpoint determination equation determine that it would be necessary for all of the effluent monitors to be in alarm before the limits of ten times the water effluent concentrations of 10CFR Part 20, Appendix B, Table 2, Column 2 would be exceeded.

<b>H</b>	<b>OFFSITE DOSE CALCULATION MANUAL (ODCM)</b>	NUMBER:	<b>H4</b>
		REV:	<b>24</b>
		Page 45 of 231	

## 4.2 Compliance With 10CFR20

In order to comply with 10CFR20, in accordance with T.S.5.5.4.b, the concentrations of radionuclides in liquid effluents will not exceed 10 times the water effluent concentrations as defined in Appendix B, Table 2, Column 2 of 10CFR20. For CONTINUOUS RELEASES, the alarm trip setpoints discussed in Section 4.1 will assure that these concentrations are not exceeded. For BATCH RELEASES, concentrations of radioactivity in effluents prior to dilution will be determined, providing protection in addition to the alarm trip setpoint discussed in Section 4.1. Concentration in diluted effluents will be calculated using these results.

### 4.2.1 Continuous Releases

Continuous liquid releases can occur from PINGP through steam generator blowdown. The alarm trip setpoints discussed in Section 4.1 will assure that releases from this pathway will not exceed the limits of ten times the water effluent concentrations of 10CFR Part 20, Appendix B, Table 2, Column 2 would be exceeded.

Other minor releases of a continuous nature have occurred at PINGP through the turbine building sump system. These releases were minor and are not expected to occur in the future. However, a continuous composite sample will be maintained at the discharge from the turbine building sump with samples being taken and analyzed weekly. If these samples indicate detectable levels of radionuclides, the methodologies given in Section 4.2.2 will be applied to the turbine sump weekly releases and the limit in Equation 4.2-2 will be lowered to account for this source term. Doses from radionuclides contained in turbine building sump effluent diverted to the landlocked area are adequately accounted for since the calculations conservatively assume all the activity is discharged to the river per Section 4.2.2.

<b>H</b>	<b>OFFSITE DOSE CALCULATION MANUAL (ODCM)</b>	NUMBER:
		<b>H4</b>
		REV: <b>24</b>
		Page 46 of 231

#### 4.2.2 Batch Releases

To further show compliance with 10CFR20, Appendix B, Table 2, Column 2, the radioactivity content of each BATCH RELEASE will be determined prior to release. The concentration of the various radionuclides in the BATCH RELEASE prior to dilution, is divided by the minimum dilution flow to obtain the concentration at the UNRESTRICTED AREA. This calculation is shown in the following equation:

$$\text{Conc}_i = \frac{C_i R}{\text{MDF}} \quad (4.2-1)$$

where

$\text{Conc}_i$  = concentration of radionuclide i at the site boundary,  $\mu\text{Ci/ml}$ ;

$C_i$  = concentration of radionuclide i in the potential batch release,  $\mu\text{Ci/ml}$ ;

$R$  = release rate of the batch

$\text{MDF}$  = minimum dilution flow (=67,300 gpm)

In accordance with T.S.5.5.4.b, the projected concentration at the UNRESTRICTED AREA is compared to the ten times the water effluent concentrations of Appendix B, Table 2, Column 2 of 10CFR20. Before a release may occur, Equation 4.2-2 must be met for all isotopes.

$$\sum_i \frac{\text{Conc}_i}{\text{MPC}_i} \leq 0.9 \quad (4.2-2)$$

$\text{MPC}_i$  = Ten times the water effluent concentration of radionuclide i from 10CFR20, Appendix B, Table 2,

Column 2,  $\mu\text{Ci/ml}$ .

The summation has been reduced from 1.0 to 0.9 to account for simultaneous CONTINUOUS RELEASES from steam generator blowdown as given in Section 4.1.1.E. As noted earlier, this fraction may be adjusted based on experience. The summation of all source terms **SHALL NOT** be greater than 1.0.

<b>H</b>	<b>OFFSITE DOSE CALCULATION MANUAL (ODCM)</b>	NUMBER: <b>H4</b>
		REV: <b>24</b>
		Page 47 of 231

Since the volume of the discharge pipe will contain the volume of 2 to 3 waste batch tanks, to ensure compliance with 10CFR20 when the maximum acceptable discharge flow rate, as calculated in Section 4.1.2, is less than the maximum possible release rate from all release sources, the discharge pipe **SHALL** be flushed with a volume of at least the volume of the discharge pipe. The flush rate **SHALL NOT** exceed the maximum discharge flow rate and may be accomplished with water from other release paths. If more than one waste batch tank requiring flushing are to be released, the discharge pipe may be flushed following the final tank release.

Volume of discharge pipe = 15,500 gal.

#### 4.3 Liquid Effluent Dose - Compliance with 10CFR50

Doses resulting from liquid effluents will be calculated at least every 31 days to show compliance with 10CFR50. A cumulative summation of total body and organ doses for each calendar quarter and calendar year will be maintained as well as projected doses for the next month.

Since Fe-55, Sr-89, Sr-90, and alpha concentrations are determined from composite samples, the monthly liquid effluent dose calculations and comparisons to quarterly and annual limits should be completed using the most recent available composite sample results. The quarterly and annual dose calculations **SHALL** be completed using the actual composite sample results.

The limits of 10CFR50 are on a per reactor unit basis. The liquid radwaste system at PINGP is shared by both reactor units making it impossible to separate the releases of the two units. The releases that can be separated by unit, steam generator blowdown and turbine building sump releases, contribute a very small portion of the total liquid releases from PINGP. Therefore, for compliance with 10CFR50 the releases from both units will be summed and the limits of Appendix I will be doubled.

##### 4.3.1 Determination of Liquid Effluent Dilution

To determine doses from liquid effluents the near field average dilution factor for the period of release must be calculated. This dilution factor must be calculated for each BATCH RELEASE and each CONTINUOUS RELEASE mode. The dilution factor is determined by:

$$F_k = \frac{R_k}{X ADF_k} \quad (4.3-1)$$



<b>H</b>	<b>OFFSITE DOSE CALCULATION MANUAL (ODCM)</b>	NUMBER: <b>H4</b>
		REV: <b>24</b>
		Page 48 of 231

where:

$R_k$  = release rate of the batch or continuous release during the period, k, gpm.

$ADF_k$  = average dilution flow during the time period of release k, gpm.

The value of X is the site specific factor for the mixing effect of the PINGP discharge structure. This value is 10 for PINGP while operating in the closed cycle cooling mode. The product of X and  $ADF_k$  is limited to 1000 cfs ( $4.5 \times 10^5$  gpm). Therefore, since blowdown flow in closed cycle is 150 cfs, the denominator of Equation 4.3-1 is always  $4.5 \times 10^5$  in closed cycle. In once through or helper mode, the value of X is reduced to 1.0.

#### 4.3.2 Dose Calculations

The dose contribution from the release of liquid effluents will be calculated at least every 31 days. The dose contribution will be calculated using the following:

where:

$$D_\tau = \sum_k \sum_i A_{i\tau} t_k C_{ik} F_k \quad (4.3-2)$$

where:

$D_\tau$  = the dose commitment to the total body or any organ  $\tau$ , from the liquid effluents for the period of release, mrem;

$C_{ik}$  = the average concentration of radionuclide, i, in undiluted liquid effluent for liquid release k,  $\mu\text{Ci/ml}$ ;

$A_{i\tau}$  = the site related ingestion dose commitment factor to the total body or any organ  $\tau$  for each identified principal gamma and beta emitter, mrem/hr per  $\mu\text{Ci/ml}$ ;

$F_k$  = the near field average dilution factor for  $C_{ik}$  during liquid effluent release k,

$t_k$  = the duration of release k, hours.

<b>H</b>	<b>OFFSITE DOSE CALCULATION MANUAL (ODCM)</b>	NUMBER: <b>H4</b>
		REV: <b>24</b>
		Page 49 of 231

The dose factor  $A_{i\tau}$  was calculated for an adult for each isotope using the following equation:

$$A_{i\tau} = 1.14 \times 10^5 [21BF_i DF_{i\tau}] \quad (4.3-3)$$

where:

$$1.14 \times 10^5 = 10^6 \frac{\text{pCi}}{\mu\text{Ci}} \times 10^3 \frac{\text{ml}}{\text{l}} \times \frac{1 \text{ yr}}{8760 \text{ hr}}$$

21 = adult fish consumption, Kg/yr;

$BF_i$  = bio accumulation factor for radionuclide  $i$  in fish from Table A-1 of Regulatory Guide 1.109 Rev. 1 (<sup>5</sup>) pCi/Kg per pCi/l;

$DF_{i\tau}$  = dose conversion factor for radionuclide  $i$  for adults for a particular organ  $\tau$  from Table E-11 of Regulatory Guide 1.109 Rev. 1, (<sup>5</sup>) mrem/pCi.

A table of  $A_{i\tau}$  values for an adult at the PINGP are presented in Table 4.2. Mississippi River water is not used as a potable water supply within 300 miles downstream of the PINGP. Wells are used for irrigation downstream of the plant.

#### 4.3.3 Cumulation of Doses

Doses calculated at least every 31 days will be summed for comparison with quarterly and annual limits. The monthly results should be added to the doses cumulated from the other months in the quarter of interest and in the year of interest for the combined releases of both reactor units and compared to the limits given in Section 2.3.

The quarterly limits represent one half of the annual design objective. If these quarterly or annual limits are exceeded, a special report should be submitted to the USNRC identifying the cause and corrective action to be taken. If twice the quarterly or annual limits are exceeded, a special report **SHALL** be submitted showing compliance with 40CFR190.

<b>H</b>	<b>OFFSITE DOSE CALCULATION MANUAL (ODCM)</b>	NUMBER: <b>H4</b>
		REV: <b>24</b>
		Page 50 of 231

#### 4.3.4 Projection of Doses

Anticipated doses resulting from the release of liquid effluents will be projected monthly. If the projected doses for the month exceed 2 percent of the limit specified in Section 2.3.b, additional components of the liquid radwaste treatment system will be used to process waste. The projected doses will be calculated using Equation 4.3-2. The dilution factor,  $F_k$ , will be calculated by replacing the term  $ADF_k$  in Equation 4.3-1 with the term MDF from Equation 4.2-1. The total source term utilized for the most recent dose calculation should be used for the projections unless information exists indicating that actual releases could differ significantly in the next month. In this case, the source term would be adjusted to reflect this information and the justification for the adjustment noted. This adjustment should account for any radwaste equipment which was operated during the previous month that could be out of service in the coming month.

#### 4.4 References

1. "Prairie Island Final Environmental Statement," USAEC, May, 1973, p. V-26.
2. "Prairie Island Nuclear Generating Plant, Appendix I Analysis - Supplement No. 1 - Docket No. 50-282 and 50-306," Table 2.1-1.
3. "10CFR20," Appendix B, Table II, Column 2.
4. "Prairie Island Nuclear Generating Plant, Appendix I Analysis - Supplement No. 1 - docket 50-282 and 50-306," July 21, 1976, Table 2.1-2.
5. U.S. Nuclear Regulatory Commission, "Regulatory Guide 1.109 - Calculation of Annual Doses to Man from Routine Releases of Reactor Effluents for the Purpose of Compliance with 10CFR50, Appendix I," Rev. 1, 1977.

<b>H</b>	<b>OFFSITE DOSE CALCULATION MANUAL (ODCM)</b>	NUMBER:	<b>H4</b>
		REV:	<b>24</b>
		Page 51 of 231	

## 5.0 GASEOUS EFFLUENT CALCULATIONS

### 5.1 Monitor Alarm Setpoint Determination

This procedure determines the monitor alarm setpoint that indicates if the dose rate beyond the SITE BOUNDARY due to noble gas radionuclides in the gaseous effluent released from the site exceeds 500 mrem/year to the whole body or exceeds 3000 mrem/year to the skin.

Monitor high alarm or isolation setpoints will be established in one of the following ways:

- a. Calculation of setpoint every 31 days using the methodology of Section 5.1.1 for CONTINUOUS RELEASES using previous month releases as source term.
- b. Prior to each containment PURGE, recalculation of the setpoint using the methodology of Section 5.1.1 based on the sample taken prior to PURGING.
- c. In lieu of (5.1.a) and (5.1.b) above, alarm setpoints may be established using the methodology of Section 5.1.1 using conservative assumptions (e.g., 100% Kr-89). No recalculation of setpoints is necessary unless an increase is desired.

PWR GALE Code source terms (Table 5.2) may be used if there were no detectable isotopes in the previous month or in the analysis prior to PURGING. If the newly calculated setpoint is less than the existing monitor setpoint, the setpoint **SHALL** be reduced to the new value. If the calculated setpoint is greater than the existing setpoint, the setpoint may remain at the lower value or increased to the new value.

#### 5.1.1 Effluent Monitors

The following method applies when determining the isolation or high alarm setpoint for the monitors listed in Table 5.1.

- A. Determine the "mix" (noble gas radionuclides and composition) of the gaseous effluent.
  1. Determine the gaseous source terms that are representative of the gaseous effluent. Gaseous source terms are the total curies of each noble gas released during the previous month or a representative analysis of the gaseous effluent. Table 5.2 source terms may be used if the releases for the previous month were below the lower limits of detection (LLD).

<b>H</b>	<b>OFFSITE DOSE CALCULATION MANUAL (ODCM)</b>	NUMBER: <b>H4</b>
		REV: <b>24</b>
		Page 52 of 231

2. Determine  $S_i$  (the fraction of the total radioactivity in the gaseous effluent comprised by noble gas radionuclide "i") for each individual noble gas radionuclide in the gaseous effluent.

$$S_i = \frac{A_i}{\sum_i A_i} \quad (5.1-1)$$

$A_i$  = The radioactivity of noble gas radionuclide "i" in the gaseous effluent from either the previous months releases or from Table 5.2 if there were no releases during the previous month.

- B. Determine  $Q_t$  (the maximum acceptable total release rate of all noble gas radionuclides in the gaseous effluent ( $\mu\text{Ci}/\text{sec}$ )) based upon the whole body exposure limit.

$$Q_t = \frac{500}{(\chi/Q) \sum_i K_i S_i} \quad (5.1-2)$$

$(\chi/Q)$  = The highest calculated annual average relative concentration of effluents released via the plant vents for any area at or beyond the site boundary for all sectors ( $\text{sec}/\text{m}^3$ ) from the " $\chi/Q$ " column in Table 5.1.

$K_i$  = The total whole body dose factor due to gamma emissions from noble gas radionuclide "i" ( $\text{mrem}/\text{year}/\mu\text{Ci}/\text{m}^3$ ) from Table 5.4.

- C. Determine  $Q_t$  based upon the skin exposure limit.

$$Q_t = \frac{3000}{(\chi/Q) \sum_i (L_i + 1.1 M_i) S_i} \quad (5.1-3)$$

$L_i + 1.1 M_i$  = The total skin dose factor due to gamma and beta emissions from noble gas radionuclide "i" ( $\text{mrem}/\text{year}/\mu\text{Ci}/\text{m}^3$ ) from Table 5.4.

<b>H</b>	<b>OFFSITE DOSE CALCULATION MANUAL (ODCM)</b>	NUMBER: <b>H4</b>
		REV: <b>24</b>
		Page 53 of 231

- D. Determine  $C_t$  (the maximum acceptable total radioactivity concentration of all noble gas radionuclides in the gaseous effluent ( $\mu\text{Ci/cc}$ )).

$$C_t = \frac{2.12 \text{ E-3 } Q_t}{F} \quad (5.1-4)$$

**NOTE:**

Use the lower of the  $Q_t$  values obtained in Section 5.1.1.B and 5.1.1.C.

$F$  = The maximum effluent flow rate at the point of release (cfm) from the "Effluent Flow Rate" column in Table 5.1.

2.12 E-3 = Unit conversion constant to convert  $\mu\text{Ci/sec/cfm}$  to  $\mu\text{Ci/cc}$ .

- E. Determine C.R. (the calculated monitor count rate above background attributed to the noble gas radionuclides (ncpm)).

C.R. is obtained by using the applicable Effluent Monitor Efficiency Curve located in the Radiation Monitor Calibration file.

C.R. is the count rate point that corresponds to the total radioactivity concentration ( $C_t$ ).

- F. Determine HSP (the monitor high alarm setpoint above background (ncpm)).

$$\text{HSP} = T_m \text{ C.R.} \quad (5.1-5)$$

$T_m$  = Fraction of the total radioactivity from the site that may be released via each release point to ensure that the SITE BOUNDARY limit is not exceeded due to simultaneous releases from several release points from the "Release Fraction" column in Table 5.1.

- G. The isolation or high alarm setpoints above background (ncpm) for the monitors should be set at or below the HSP values.

<b>H</b>	<b>OFFSITE DOSE CALCULATION MANUAL (ODCM)</b>	NUMBER:	<b>H4</b>
		REV:	<b>24</b>
		Page 54 of 231	

### 5.1.2 Air Ejector Monitors

Radiation monitors 1R-15 and 2R-15 provide an indication of gross noble gas activity at the main condenser air ejector of Unit 1 and Unit 2, respectively. These monitors are provided to give rapid indication of steam generator tube leakage. They are not effluent monitors since the air ejectors are vented to the auxiliary building vents during normal plant operation and releases are monitored by the auxiliary building vent monitoring system.

### 5.1.3 Monitor Calibration

Gaseous effluent monitors are calibrated periodically using available gas mixes existing in plant systems. Since the available gas mixes vary in isotopic ratios and the energies of those isotopes span a range of energies, more than one gas mix is used during the calibration. One mix is predominantly Xe-133 with lower level beta and gamma energies and a second mix which contains a larger variety of longer lived plant gases that more accurately represent the higher beta energy range. The result of this method of calibration is two separate calibration curves for each monitor. One curve to be used when the isotopic mix being monitored is primarily Xe-133 and the other curve is for use when the mix is unknown or is known to contain a mixture of other fission and activation gases.

Effluent release computer calculations that compute setpoint determinations or expected monitor readings during or prior to a release utilize the correct calibration curves and adjust the monitor setpoint or predicted monitor reading according to the actual nuclide mix.

The cumulative errors associated with the monitor calibration methodology are not accounted for in the determination of the individual monitor setpoints. There is sufficient conservatism built into the selection of the actual monitor setpoint; plus the fact that the monitor fractions used in the setpoint determination equation determine that it would be necessary for all the effluent monitors to be in alarm before the limits of 10CFR Part 20 would be exceeded.

<b>H</b>	<b>OFFSITE DOSE CALCULATION MANUAL (ODCM)</b>	NUMBER:	<b>H4</b>
		REV:	<b>24</b>
		Page 55 of 231	

## 5.2 Gaseous Effluent Dose Rate - Compliance with 10CFR20

Dose rates resulting from the release of noble gases, and radioiodines and particulates must be calculated to show compliance with 10CFR20. The limits of 10CFR20 must be met on an instantaneous basis at the hypothetical worst case location, and apply on a per site basis.

Releases made via the shield building vents as a result of routine surveillance tests or scheduled short term maintenance/work activities of 2 hours or less do not require the sampling and analysis of shield building vent stack samples described in Table 3.1 for the following reasons:

- a. Shield building effluent particulates and iodines are filtered through a PAC (Particulate Absolute Charcoal) system and the auxiliary building vent normal ventilation has no filtration.
- b. The lower limit of detection limits specified in Table 3.1 can not be obtained on all the specified nuclides with normal sample flow and a sample duration of less than 2 hours.
- c. Shield building vent releases are monitored via a noble gas monitor.
- d. Auxiliary building normal ventilation flow is higher than the special ventilation fans that vent via the shield building vent stack.

Therefore, it is conservative to assume that the auxiliary building normal ventilation system would continue to run during the testing/maintenance period. The surveillance test or maintenance/work being performed should be evaluated to ensure the airborne activity in the affected areas will not increase during the evolution. If this evaluation indicates a possible increase in airborne effluents, or radiation monitors or continuous air monitors in the affected buildings indicate higher than normal background airborne activity before the evolution begins, the shield building vent stack sample **SHALL** be sampled and analyzed as described in Table 3.1.

Since Sr-89 and Sr-90 concentrations are determined from composite samples, the pre-release, weekly and monthly airborne dose calculations and comparisons to quarterly and annual limits should be completed using the most recent available composite sample results. The quarterly dose values and critical receptors reported to the USNRC **SHALL** be calculated using the actual composite results.



<b>H</b>	<b>OFFSITE DOSE CALCULATION MANUAL (ODCM)</b>	NUMBER:	<b>H4</b>
		REV:	<b>24</b>
		Page 56 of 231	

### 5.2.1 Noble Gases

To comply with the 10CFR20 dose limit of 100 mrem TEDE to MEMBERS OF THE PUBLIC, the dose rate at the SITE BOUNDARY resulting from noble gas effluents is limited to 500 mrem/yr to the total body and 3000 mrem/yr to the skin. The setpoint determinations discussed in the previous section are based on the dose calculational method presented in NUREG-0133. They represent a backward solution to the limiting dose equations in NUREG-0133. Setting alarm set trip points in this manner will assure that the limits of 10CFR20 are met for noble gas releases. Therefore, no routine dose calculations for noble gases will be needed to show compliance with this part. Routine calculations will be made for doses from noble gas releases to show compliance with 10CFR50, Appendix I as discussed in Section 5.3.1.

### 5.2.2 Radioiodine, Radioactive Particulates, and Other Radionuclides

For compliance with 10CFR20, the dose rate at the SITE BOUNDARY resulting from the release of radioiodines and particulates with half lives greater than 8 days is limited to 1500 mrem/yr to any organ. Calculations showing compliance with this dose rate limit will be performed for BATCH RELEASES prior to the release and weekly for all releases. To show compliance, Equations 5.2-1 will be evaluated for I-131, I-133, tritium, and radioactive particulates with half-lives greater than eight days.

$$\sum P_{i_l} \left[ \left( \frac{\chi}{Q_v} \right) Q_{iv} \right] < 1500 \text{ mrem/yr} \quad (5.2-1)$$

where:

- $P_{i_l}$  = child critical organ dose parameter for radionuclide i for the inhalation pathway, mrem/yr per  $\mu\text{Ci}/\text{m}^3$  (Table 5.3);
- $(\chi/Q_v)$  = annual average relative concentration for LONG-TERM release at the critical location,  $\text{sec}/\text{m}^3$  (Appendix A, Table A-3);
- $Q_{iv}$  = the total release rate of radionuclide i from all vents form both units for the batch or week of interest,  $\mu\text{Ci}/\text{sec}$ ;

<b>H</b>	<b>OFFSITE DOSE CALCULATION MANUAL (ODCM)</b>	NUMBER:	<b>H4</b>
		REV:	<b>24</b>
		Page 57 of 231	

Radioiodines, tritium, and radioactive particulates will be released from up to six individual vents all within 300 feet of each other. For showing compliance with 10CFR20, calculations based on Equation 5.2-1 will be made once per week. The source terms ( $Q_{iv}$ ) will be determined from the results of analysis of vent particulate filters and charcoal canisters and vent flow rate. These source terms include all gaseous releases from PINGP.

Significant short-term BATCH RELEASES of long-lived radioactive particulates and tritium will result from containment PURGES. Calculations will be made for these releases separately to further assure compliance with 10CFR Part 20 prior to release. These calculations will be used only to determine whether or not the PURGE release will be allowed to occur. Source terms will be determined from the results of isotopic analyses of samples from containment prior to release. Equation 5.2.1 will be used in conjunction with the following relationship to demonstrate that the BATCH RELEASE does not exceed the dose rate limit:

$$BL = 1500 - (D_v - D_p) \quad (5.2-2)$$

where:

- BL = limiting dose rate for the batch, mrem/yr;
- $D_v$  = previous week's dose rate from all continuous and batch releases mrem/yr;
- $D_p$  = previous week's dose rate from all PURGE releases mrem/yr.

### 5.2.3 Critical Receptor Identification

Compliance with 10CFR20 radiation dose limits for individual MEMBERS OF THE PUBLIC will be demonstrated by identifying critical receptor locations based on 10CFR50 App I ALARA design objectives. Since the doses associated with 10CFR50 are more restrictive than the 10CFR20 limits, this method satisfies the 10CFR20 requirements.

<b>H</b>	<b>OFFSITE DOSE CALCULATION MANUAL (ODCM)</b>	NUMBER:	<b>H4</b>
		REV:	<b>24</b>
		Page 58 of 231	

### 5.3 Gaseous Effluents - Compliance with 10CFR50

Doses resulting from the release of noble gases, radioiodines and particulates must be calculated to show compliance with Appendix I of 10CFR50. The calculations will be performed at least every 31 days for all gaseous effluents.

The limits of 10CFR50 are on a per reactor unit basis. The GASEOUS RADWASTE TREATMENT SYSTEM and the auxiliary building at PINGP is shared by both reactor units making it impossible to separate the releases of the two units. The releases that can be separated by unit contribute a very small portion of the total gaseous releases from PINGP. Therefore, for compliance with 10CFR50 the releases from both units will be summed and the limits of Appendix I will be doubled.

Releases made via the shield building vents as a result of routine surveillance tests or scheduled short term maintenance/work activities of 2 hours or less do not require the sampling and analysis of shield building vent stack samples described in Table 3.1 for the following reasons:

- a. Shield building effluent particulates and iodines are filtered through a PAC (Particulate Absolute Charcoal) system and the auxiliary building vent normal ventilation has no filtration.
- b. The lower limit of detection limits specified in Table 3.1 can not be obtained on all the specified nuclides with normal sample flow and a sample duration of less than 2 hours.
- c. Shield building vent releases are monitored via noble gas monitor.
- d. Auxiliary building normal ventilation flow is higher than the special ventilation fans that vent via the shield building vent stack.

Therefore, it is conservative to assume that the auxiliary building normal ventilation system would continue to run during the testing/maintenance period. The surveillance test or maintenance/work being performed should be evaluated to ensure the airborne activity in the affected areas will not increase during the evolution. If this evaluation indicates a possible increase in airborne effluents, or radiation monitors or continuous air monitors in the affected buildings indicate higher than normal background airborne activity before the evolution begins, the shield building vent stack sampled **SHALL** be sampled and analyzed as described in Table 3.1.

<b>H</b>	<b>OFFSITE DOSE CALCULATION MANUAL (ODCM)</b>	NUMBER: <b>H4</b>
		REV: <b>24</b>
		Page 59 of 231

Since Sr-89 and Sr-90 concentrations are determined from composite samples, the pre-release, weekly and monthly airborne dose calculations and comparisons to quarterly and annual limits should be completed using the most recent available composite sample results. The quarterly dose values and critical receptors reported to the USNRC **SHALL** be calculated using the actual composite results.

### 5.3.1 Noble Gas

#### A. Dose Equations

The air dose at the critical receptor due to noble gases released in gaseous effluents is determined by Equations 5.3-1 and 5.3-2. The critical receptor will be identified as described in Section 5.3.4.

For gamma radiation:

$$3.17 \times 10^{-8} \sum_i M_i \left[ (\chi/Q)_v Q_{iv} + (\chi/q)_v q_{iv} \right]$$

$$\begin{aligned} &< 10 \text{ mrad for any calendar quarter} \\ &< 20 \text{ mrad for any calendar year} \end{aligned} \quad (5.3-1)$$

For beta radiation:

$$3.17 \times 10^{-8} \sum_i N_i \left[ (\chi/Q)_v Q_{iv} + (\chi/q)_v q_{iv} \right]$$

$$\begin{aligned} &< 20 \text{ mrad for any calendar quarter} \\ &< 40 \text{ mrad for any calendar year} \end{aligned} \quad (5.3-2)$$

where:

$M_i$  = The air dose factor due to gamma emission for each identified noble gas radionuclide  $i$ , mrad/yr per  $\mu\text{Ci}/\text{m}^3$ ; (Table 5.4)

$N_i$  = The air dose factor due to beta emissions for each identified noble gas radionuclide  $i$ , mrad/yr per  $\mu\text{Ci}/\text{m}^3$ ; (Table 5.4)

<b>H</b>	<b>OFFSITE DOSE CALCULATION MANUAL (ODCM)</b>	NUMBER:	<b>H4</b>
		REV:	<b>24</b>
		Page 60 of 231	

$(\chi/Q)_v$  = the annual average relative concentration for areas at or beyond the restricted area boundary for LONG-TERM vent releases (greater than 500 hr/year),  $\text{sec}/\text{m}^3$  (Appendix A, Table A-4);

$(\chi/q)_v$  = The relative concentration for areas at or beyond the restricted area boundary for SHORT-TERM vent releases (equal to or less than 500 hrs/year),  $\text{sec}/\text{m}^3$  (Appendix A, Table A-7);

$q_{iv}$  = The total release of noble gas radionuclide  $i$  in gaseous effluents for SHORT-TERM vent releases from both units (equal to or less than 500 hrs/year),  $\mu\text{Ci}$ ;

$Q_{iv}$  = the total release of noble gas radionuclide  $i$  in gaseous effluents for LONG-TERM vent releases from both units (greater than 500 hrs/yr),  $\mu\text{Ci}$ ;

$3.17 \times 10^{-8}$  = the inverse of the number of seconds in a year.

Noble gases will be released from PINGP from up to six vents.

LONG-TERM  $\chi/Q$ 's were given in Appendix A. SHORT-TERM  $\chi/q$ 's were calculated using the USNRC computer code "XOQDOQ" assuming 100 hours per year SHORT TERM RELEASES and are given in Appendix A (Table A-7). Values of  $M$  and  $N$  are taken directly from Reg Guide 1.109 and are given in Table 5.4.

#### B. Cumulation of Doses

Doses calculated monthly will be summed for comparison with quarterly and annual limits. The monthly results will be added to the doses calculated from the other months in the quarter of interest and the year of interest and compared to the limits given in Section 3.3. If these limits are exceeded, a special report will be submitted to the USNRC. If twice the limits are exceeded, a special report showing compliance with 40CFR190 will be submitted.

<b>H</b>	<b>OFFSITE DOSE CALCULATION MANUAL (ODCM)</b>	NUMBER: <b>H4</b>
		REV: <b>24</b>
		Page 61 of 231

### 5.3.2 Radioiodine, Particulates, and Other Radionuclides

#### A. Dose Equations

The worst case dose to an individual from I-131, I-133, tritium, and radioactive particulates with half-lives greater than eight days in gaseous effluents released beyond the SITE BOUNDARY is determined by the following expressions:

During any calendar quarter or year -

$$3.17 \times 10^{-8} \sum_j \sum_i R_{ijak} [W_v Q_{iv} + w_v q_{iv}] \quad (5.3-3)$$

< 15 mrem (per quarter)

< 30 mrem (per calendar year)

where:

$Q_{iv}$  = release of radionuclide i for LONG-TERM vent releases from both units (greater than 500 hrs/yr),  $\mu\text{Ci}$ ;

$q_{iv}$  = release of radionuclide i for SHORT-TERM purge releases from both units (equal to or less than 500 hrs/yr);  $\mu\text{Ci}$ ;

$W_v$  = the dispersion parameter for estimating the dose to an individual at the controlling location for LONG-TERM vent releases (greater than 500 hrs/yr);

$w_v$  = the dispersion parameter for estimating the dose to an individual at the controlling location for SHORT-TERM vent releases (equal to or less than 500 hrs/yr);

$3.17 \times 10^{-8}$  = the inverse of the number of seconds in a year;

$R_{ijak}$  = the dose factor for each identified radionuclide i, pathway j, age group a, and organ k,  $\text{m}^2 \text{mrem/yr}$  per  $\mu\text{Ci/sec}$  or  $\text{mrem/yr}$  per  $\mu\text{Ci/m}^3$ .

<b>H</b>	<b>OFFSITE DOSE CALCULATION MANUAL (ODCM)</b>	NUMBER: <b>H4</b>
		REV: <b>24</b>
		Page 62 of 231

The above equation will be applied to each combination of age group and organ. Values of  $R_{ijak}$  have been calculated using the methodology given in NUREG-0133 and are given in Tables 5.5-1 through 5.5-19. Dose factors for isotopes not listed will be determined in accordance with the methodology in Appendix C. Equations 5.3-3 will be applied to a controlling location which will have one or more of the following: residence, vegetable garden and milk animal. The selection of the actual receptor is discussed in Section 5.3.4. The source terms and dispersion parameters in Equation 5.3-3 are obtained in the same manner as in Section 5.2. The W values are in terms of  $\chi/Q(\text{sec}/\text{m}^3)$  for the inhalation pathways and for tritium (Tables A-4 and A-7) and in terms of  $D/Q(1/\text{m}^2)$  for all other pathways (Tables A-5 and A-8).

#### B. Cumulation of Doses

Doses calculated monthly will be summed for comparison with quarterly and annual limits. The monthly results should be added to the doses cumulated from the other months in the quarter of interest and in the year of interest and compared with the limits in Section 3.5. If these limits are exceeded, a special report will be submitted to the USNRC. If twice the limits are exceeded, a special report showing compliance with 40CFR190 will be submitted.

#### 5.3.3 Projection of Doses

Doses resulting from the release of gaseous effluents will be projected at least every 31 days. The doses calculated for the present month will be used as the projected doses unless information exists indicating that actual releases could differ significantly in the next month. In this case the source terms will be adjusted to reflect this information and the justification for the adjustment noted. If the projected release of noble gases for the month exceeds 2 percent of the calendar year limits of equation 5.3-1 or 5.3-2, additional waste gas treatment will be provided. If the projected release of I-131, I-133, tritium, and radioactive particulates with half-lives greater than 8 days exceeds 2 percent of the calendar year limit of equation 5.3-3, operation of the ventilation exhaust treatment equipment is required if not currently in use.

<b>H</b>	<b>OFFSITE DOSE CALCULATION MANUAL (ODCM)</b>	NUMBER:	<b>H4</b>
		REV:	<b>24</b>
		Page 63 of 231	

#### 5.3.4 Critical Receptor Identification

For compliance with 10CFR50 App I ALARA design objectives, two critical receptor locations will be identified to demonstrate compliance with limits on dose to air or individual MEMBERS OF THE PUBLIC in unrestricted areas from plant effluents.

For noble gases the critical location will be based on the beta and gamma air doses only. This location will be the offsite location with the highest long term vent  $\chi/Q$  values given in Appendix A, Table A-3. This location will remain the same unless meteorological data is reevaluated or the SITE BOUNDARY changes.

The critical location for the I-131, I-133, tritium, and long-lived particulate pathway will be selected once each year. The selection will follow the annual land use census performed within 5 miles of the PINGP. Each of the following locations will be evaluated as potential critical receptors.

1. Residence in each sector
2. Vegetable garden producing leafy green vegetables
3. All identified milk animal locations


Following the annual survey, doses will be calculated using Equation 5.3-3 for all new identified receptors and those receptors whose characteristics have changed significantly. The calculation will include appropriate information about each new location. The dispersion parameters given in this manual should be employed. The total releases reported for the previous calendar year should be used as the source terms.

In certain cases, the Critical Receptor identified may not produce conservative doses in comparison to a past Critical Receptor. A past Critical Receptor may no longer qualify, based on such criteria as discontinuing the maintenance of a qualifying garden. In this case the option to consider a qualifying garden to still exist may be chosen, when doses may be proven to be conservative, with regards to the newly identified Critical Receptor, based on radioactive effluent releases. This position complies with the U.S. Nuclear Regulatory Commission Branch Technical Position, Revision 1, dated November, 1979.

#### 5.4 References

"Prairie Island Nuclear Generating Plant, Appendix I Analysis - Supplement No. 1 - Docket No. 50-282 and 50-306", Table 2.1-4.



	<b>OFFSITE DOSE CALCULATION MANUAL (ODCM)</b>	<b>NUMBER:</b>	<b>H4</b>
		<b>REV:</b>	<b>24</b>
		<b>Page 64 of 231</b>	

**THIS PAGE IS LEFT INTENTIONALLY BLANK**

<b>H</b>	<b>OFFSITE DOSE CALCULATION MANUAL (ODCM)</b>	NUMBER: <b>H4</b>
		REV: <b>24</b>
		Page 65 of 231

## 6.0 TOTAL DOSE FROM RADIOACTIVE RELEASES AND URANIUM FUEL SOURCES

### SPECIFICATIONS

- 6.1 In accordance with T.S.5.5.4.j the annual dose or dose commitment to any MEMBER OF THE PUBLIC, beyond the SITE BOUNDARY, due to releases of radioactivity and to radiation from URANIUM FUEL CYCLE sources **SHALL** be limited to less than or equal to 25 mremS to the whole body or any organ, except the thyroid, which **SHALL** be limited to less than or equal to 75 mremS.

**APPLICABILITY** At all times.


### ACTION

- a. With the calculated dose from the release of radioactive materials in liquid or gaseous effluents exceeding twice the limits of Specification 2.3.a, 2.3.b, 3.3.a, 3.3.b, 3.5.a, or 3.5.b, calculations **SHALL** be made including direct radiation contributions from the reactor units (including outside storage tanks) to determine whether the above limits have been exceeded. If such is the case, in lieu of a Licensee Event Report, prepare and submit to the Commission within 30 days, a Special Report that includes the following:
1. Defines the corrective action(s) to be taken to reduce subsequent releases to prevent reoccurrence of exceeding the above limits.
  2. Includes the schedule for achieving conformance with the above limits.
  3. This special report as defined in 10CFR20.2203(a), **SHALL** include an analysis that estimates the radiation exposure (dose) to a MEMBER OF THE PUBLIC from uranium fuel sources, including all effluent pathways and direct radiation, for the calendar year that includes the release(s) covered by this report.
  4. Describe levels of radiation and concentrations of radioactive material involved, and cause of the exposure levels and concentrations.
  5. If the estimated dose(s) exceed the above limits, and if the release condition resulting in violation of 40 CFR Part 190 has not already been corrected, the special report **SHALL** include a request for a variance in accordance with the provisions of 40 CFR Part 190. Submittal of the report is considered a timely request, and a variance is granted until staff action on the request is complete.

<b>H</b>	<b>OFFSITE DOSE CALCULATION MANUAL (ODCM)</b>	NUMBER: <b>H4</b>
		REV: <b>24</b>
		Page 66 of 231

## **SURVEILLANCE REQUIREMENTS**

- 6.2** Cumulative dose contributions from liquid and gaseous effluents **SHALL** be determined in accordance with Surveillance Requirements 2.4, 3.4, and 3.6, and in accordance with the methodology and parameters in the ODCM.
- 6.3** Cumulative dose contributions from direct radiation from the reactor units **SHALL** be determined. This application is applicable only under conditions set forth in ACTION (a) of Specification 6.1 above.

	<b>OFFSITE DOSE CALCULATION MANUAL (ODCM)</b>	NUMBER: <b>H4</b>
		REV: <b>24</b>
		Page 67 of 231

## 7.0 RADIOLOGICAL ENVIRONMENTAL MONITORING PROGRAM

### MONITORING PROGRAM

#### SPECIFICATIONS

7.1 In accordance with T.S.5.5.1 the Radiological Environmental Monitoring Program (REMP) **SHALL** be conducted as specified in Table 7.1.

**APPLICABILITY** At all times.

#### ACTION

- a. Whenever the Radiological Environmental Monitoring Program is not being conducted as described in Table 7.1 the Annual Radiological Environmental Monitoring Report **SHALL** include a description of the reasons for not conducting the program as required and the plans for the prevention of a recurrence.
- b. Deviations are permitted from the required sampling schedule if samples are unobtainable due to hazardous conditions, seasonable unavailability, or to malfunctions of automatic sampling equipment. If the latter occurs, every effort **SHALL** be made to complete corrective action prior to the end of the next sampling period. All deviations from the sampling schedule **SHALL** be reported in the Annual Radiological Environmental Monitoring Report.
- c. With the level of radioactivity as the result of plant effluents in an environmental sampling medium at a specified location exceeding the reporting levels of Table 7.2 when averaged over any calendar quarter, in lieu of a Licensee Event Report, prepare and submit to the Commission within 30 days from the end of the affected calendar quarter a Special Report that includes the following:
  1. Identifies the cause(s) for exceeding the limit(s).
  2. Defines the corrective actions that have been taken to reduce radioactive effluents so that the potential annual dose<sup>1</sup> to a MEMBER OF THE PUBLIC is less than the calendar year limits of Specifications 2.3, 3.3, or 3.5.

<sup>1</sup> The Methodology and parameters used to estimate the potential annual dose to a member of the public **SHALL** be indicated in the report.

<b>H</b>	<b>OFFSITE DOSE CALCULATION MANUAL (ODCM)</b>	NUMBER: <b>H4</b>
		REV: <b>24</b>
		Page 68 of 231

When more than one of the nuclides in Table 7.2 are detected in the sampling medium, this report **SHALL** be submitted if:

$$\frac{\text{concentration (1)}}{\text{reporting level (1)}} + \frac{\text{concentration (2)}}{\text{reporting level (2)}} + \dots \geq 1.0$$

When nuclides other than those in Table 7.2 are detected and are the result of plant effluents, this report **SHALL** be submitted if the potential annual dose<sup>2</sup> to a MEMBER OF THE PUBLIC from all radionuclides is equal to or greater than the calendar year limits of Specifications 2.3, 3.3, or 3.5. This report is not required if the measured level of radioactivity was not the result of plant effluents; however, in such an event, the condition **SHALL** be reported and described in the Annual Radiological Environmental Monitoring Report.

- d. Although deviations from the sampling schedule are permitted under Paragraph b. above, whenever milk or leafy vegetation samples can no longer be obtained from the designated sample locations required by Table 7.1, the Annual Radiological Environmental Monitoring Report **SHALL** explain why the samples can no longer be obtained and identify the new locations added to and deleted from the monitoring program.

## SURVEILLANCE REQUIREMENTS

- 7.2 The radiological environmental monitoring samples **SHALL** be collected pursuant to Table 7.1 from the specific locations of the radiological environmental monitoring sampling program described in the Radiation Protection Implementing Procedure (RPIP) 4700, and **SHALL** be analyzed pursuant to the requirements of Table 7.1 and the detection capabilities required by Table 7.3.

<sup>2</sup> The methodology and parameters used to estimate the potential annual dose to a MEMBER OF THE PUBLIC **SHALL** be indicated in this report.

<b>H</b>	<b>OFFSITE DOSE CALCULATION MANUAL (ODCM)</b>	<b>NUMBER:</b>	<b>H4</b>
		<b>REV:</b>	<b>24</b>
		<b>Page 69 of 231</b>	

## LAND USE CENSUS

### SPECIFICATIONS

7.3 A Land Use Census **SHALL** be conducted and **SHALL** identify:

- a. The location of the nearest milk animal, the nearest residence, and the nearest garden of greater than 500 ft<sup>2</sup> producing fresh leafy vegetation in each of the 16 meteorological sectors within a distance of 5 miles.
- b. Fields or gardens of greater than 500 ft<sup>2</sup> producing corn that are irrigated with water taken from the Mississippi River between the plant and a point 5 miles downstream.

### APPLICABILITY

At all times.

### ACTION

- a. With a Land Use Census identifying a location(s) that yields a calculated dose or dose commitment greater than the values currently being calculated in Specification 3.6, in lieu of a Licensee Event Report, identify the new location(s) in the next Annual Radiological Environmental Monitoring Report.
- b. With the Land Use Census identifying a location(s) that yields a calculated dose or dose commitment (via the same exposure pathway) 20% greater than at a location from which samples are currently being obtained in accordance with Specification 7.1, add the new location(s) to the Radiological Environmental Monitoring Program within 30 days. The sampling location(s) excluding the control station location, having a lower calculated dose or dose commitment (via the same exposure pathway) may be deleted from this monitoring program. Identify the new location(s) in the next Annual Radiological Environmental Monitoring Report.
- c. If fields or gardens larger than 500 ft<sup>2</sup> producing corn are being irrigated with Mississippi River water, appropriate samples **SHALL** be collected and analyzed per Table 7.1.

<b>H</b>	<b>OFFSITE DOSE CALCULATION MANUAL (ODCM)</b>	NUMBER:	<b>H4</b>
		REV:	<b>24</b>
		Page 70 of 231	

## SURVEILLANCE REQUIREMENTS

- 7.4 The Land Use Census **SHALL** be conducted at least once per 12 months between the dates of May 1 and October 31 by door to door survey, aerial survey, or by consulting local agricultural authorities or associations. A summary of the results of the land use census **SHALL** be included in the Annual Radiological Environmental Monitoring Report.

## INTERLABORATORY COMPARISON PROGRAM

### SPECIFICATIONS

- 7.5 An analysis **SHALL** be performed on radioactive materials, supplied by an NRC approved crosscheck program. This program involves the analyses of samples provided by a control laboratory as well as with other laboratories which receive portions of the same samples. Media used in this program (air, milk, water, etc.) **SHALL** be limited to those found in the radiation environmental monitoring program.

### APPLICABILITY


At all times.

### ACTION

- a. When required analyses are not performed, corrective action **SHALL** be reported in the Annual Radiological Environmental Monitoring Report.

## SURVEILLANCE REQUIREMENTS

- 7.6 The summary results of analyses performed as part of the above required Interlaboratory Comparison Program **SHALL** be included in the Annual Radiological Environmental Monitoring Report.

	<b>OFFSITE DOSE CALCULATION MANUAL (ODCM)</b>	NUMBER: <b>H4</b>
		REV: <b>24</b>
		Page 71 of 231

## 8.0 REPORTING REQUIREMENTS

### 8.1 Annual Radioactive Effluent Report

In accordance with T.S.5.6.3 the Annual Radioactive Effluent Report covering the operation of the units **SHALL** be submitted in accordance with 10CFR50.36A and **SHALL** include:

- a. The Annual Radioactive Effluent Report covering the operation of the plant during the previous calendar year **SHALL** be submitted by May 15 of each calendar year to the Administrator of the appropriate Regional NRC office or designee.
- b. The Annual Radioactive Effluent Report **SHALL** include a summary of the quantities of radioactive liquid and gaseous effluents released from the plant as outlined in Appendix B of Regulatory Guide 1.21, Revision 1, June, 1974, with data summarized on a quarterly basis. In the event that some results are not available for inclusion with the report, the report **SHALL** be submitted noting and explaining the reasons for the missing results. The missing data **SHALL** be submitted as soon as possible in a supplementary report.
- c. The Annual Radioactive Effluent Report **SHALL** include an assessment of the radiation doses from radioactive effluents released from the plant during the previous calendar year. The report **SHALL** also include an assessment of the radiation doses from radioactive liquids and gaseous effluents to individuals due to their activities inside the SITE BOUNDARY (Figures 3.1 and 3.2) during the report period. All assumptions used in making these assessments (i.e., specific activity, exposure time and location) **SHALL** be included in the report.
- d. The Annual Radioactive Effluent Report **SHALL** include the following information for solid waste shipped offsite during the report period.
  1. Container volume,
  2. Total curie quantity (specify whether determined by measurement or estimate),
  3. Principal radionuclides (specify whether determined by measurement or estimate),
  4. Type of waste (e.g., spent resin, compacted dry waste, evaporated bottoms),
  5. Type of container (e.g., LSA, Type A, Type B, Large Quantity), and
  6. Solidification agent (e.g., cement, urea formaldehyde).
- e. The Annual Radioactive Effluent Report **SHALL** include ABNORMAL RELEASES from the site of radioactive materials in gaseous and liquid effluents on a quarterly basis.



<b>H</b>	<b>OFFSITE DOSE CALCULATION MANUAL (ODCM)</b>	NUMBER:	<b>H4</b>
		REV:	<b>24</b>
		Page 72 of 231	

- f. If the calculated dose from the release of radioactive materials in liquid or gaseous effluents exceeds twice the limits of 10 CFR 50, Appendix I, the Annual Radioactive Effluent Report **SHALL** also include an assessment of radiation doses to the most likely exposed MEMBER OF THE GENERAL PUBLIC from reactor releases and other nearby uranium fuel cycle sources (including doses from primary effluent pathways and direct radiation) for the previous 12 consecutive months to show compliance with 40CFR190, Environmental Radiation Protection Standards for Nuclear Power Operation.
- g. The Annual Radioactive Effluent Report **SHALL** include a description (including cause, response and prevention of reoccurrence) of occurrences when the sampling frequency, minimum analysis frequency, or lower limit of detection requirements specified in Tables 2.1 and 3.1 were exceeded.
- h. The Annual Radioactive Effluent Report **SHALL** include a description of occurrences when less than the minimum required radioactive liquid and/or gaseous effluent monitoring instrumentation channels were operable as required in Tables 2.2 and 3.2.
- i. The Annual Radioactive Effluent Report **SHALL** include a description of the circumstances which caused the failure to complete the minimum sample and/or analysis frequency required by Tables 2.1 and 3.1. The report **SHALL** include the actions taken to restore the sampler, actions taken to prevent recurrence, and a summary of the occurrences effect on the analysis validity.
- j. The Annual Radioactive Effluent Report **SHALL** include a description of the circumstances which result in LLD's higher than those listed in Tables 2.1 and 3.1.
- k. The Annual Radioactive Effluent Report **SHALL** include an assessment of the radiation doses from radioactive effluents released from the ISFSI during the previous calendar year.
- l. Licensee initiated changes to the ODCM **SHALL** be submitted to the NRC in the form of a complete legible copy of the entire ODCM as a part of or concurrent with the Annual Radioactive Effluent Report for the period of the report in which the change in the ODCM was made. Each change **SHALL** be identified by markings in the margin of the affected pages clearly indicating the area of the page that was changed. The date (i.e., month and year) of the change **SHALL** be clearly indicated on the Record of Revisions page.
- m. The Annual Radioactive Effluent Report **SHALL** include description of changes to the Process Control Program.

<b>H</b>	<b>OFFSITE DOSE CALCULATION MANUAL (ODCM)</b>	NUMBER:	<b>H4</b>
		REV:	<b>24</b>
		Page 73 of 231	

## 8.2 Annual Radiological Environmental Monitoring Report

In accordance with T.S.5.6.2 the Annual Radiological Environmental Monitoring Report covering the operation of the offsite monitoring program **SHALL** include:

- a. The Annual Radiological Environmental Monitoring Report covering the operation of the plant during the previous calendar year **SHALL** be submitted by May 15 of each year to the Administrator of the appropriate Regional NRC office or his designee.
- b. The Annual Radiological Environmental Monitoring Report **SHALL** include summarized and tabulated results in the format of Regulatory Guide 4.8, December 1975 of all radiological environmental samples taken during the report period. In the event that some results are not available for inclusion with the report, the report **SHALL** be submitted noting and explaining the reasons for the missing results. The missing data **SHALL** be submitted as soon as possible in a supplementary report.
- c. The Annual Radiological Environmental Monitoring Report **SHALL** include summaries, interpretations, and an analysis of trends of the radiological environmental surveillance activities for the report period, including a comparison with preoperational studies, operational controls (as appropriate), and previous environmental surveillance reports and an assessment of the observed impacts of the plant operation on the environment. The report **SHALL** also include a summary of the results of the land use census. If harmful effects or evidence of irreversible damage are detected by the monitoring, the report **SHALL** provide an analysis of the problem and a planned course of action to alleviate the problem.
- d. The Annual Radiological Environmental Monitoring Report **SHALL** also include the following: a summary description of the radiological environmental monitoring program; a map of sampling locations within a distance of five miles keyed to a table giving distances and directions from the reactor; and the results of licensee participation in the Interlaboratory Comparison Program.
- e. The Annual Radiological Environmental Monitoring Report **SHALL** include reasons for all deviations from the REMP sampling program as specified in Table 7.1 and plans for the prevention of a recurrence, if applicable.
- f. The Annual Radiological Environmental Monitoring Report **SHALL** contain a description of when and why milk or leafy vegetable samples specified in Table 7.1 cannot be obtained from the designated sample locations, and identify the new locations added to and deleted from the monitoring program.

<b>H</b>	<b>OFFSITE DOSE CALCULATION MANUAL (ODCM)</b>	NUMBER:	<b>H4</b>
		REV:	<b>24</b>
		Page 74 of 231	

- g. If the level of radioactivity in an environmental sampling medium at a specified location exceeds the reporting levels of Table 7.2 for the sample type specified in Table 7.1 and is NOT the results of plant effluents, the condition **SHALL** be reported in the Annual Radiological Environmental Monitoring Report.
- h. A summary of the Interlaboratory Comparison Program **SHALL** be included in the Annual Radiological Environmental Monitoring Report. If the required Interlaboratory Comparison Program analyses are NOT performed, corrective action **SHALL** be reported in the Annual Radiological Environmental Monitoring Report.
- i. The Annual Radiological Environmental Monitoring Report **SHALL NOT** include the Complete Analysis Data Tables. These contain the results of each sample analysis and **SHALL** be maintained by the licensee.
- j. The Annual Radioactive Effluent Report **SHALL** include all on-site and off-site groundwater sample results taken in support of the Industry Initiative unless they will be documented in the Annual Radiological Environmental Monitoring Report.
- k. The Annual Radioactive Effluent Report **SHALL** include a description of all leaks or spills that are communicated per section 8.4 below.

### 8.3 Annual Summary of Meteorological Data

An annual summary of meteorological data **SHALL** be submitted, at the request of the Commission, for the previous calendar year in the form of joint frequency distributions of wind speed, wind direction, and atmospheric stability.

### 8.4 Industry Initiative on Groundwater Protection

**NOTE:** For purposes of this section, groundwater is defined as any subsurface moisture or water, regardless of where it is locked beneath the earth's surface; any water located in wells, regardless of depth, type, or whether it is potable; water in storm drains, unless it has been demonstrated that the storm drains do not leak to ground; and water in sumps that communicate with subsurface water.

- a. 30-day Report to the NRC
  1. Submit to the NRC within 30 days, a special report for any on-site or off-site GROUNDWATER sample that:
    - Exceeds the ODCM criteria for 30-day reporting for off-site samples(see Section 7.0); and

<b>H</b>	<b>OFFSITE DOSE CALCULATION MANUAL (ODCM)</b>	NUMBER: <b>H4</b>
		REV: <b>24</b>
		Page 75 of 231

- Has a **POTENTIAL TO REACH GROUNDWATER** that is or could be used in the future as a source of drinking water. Any **GROUNDWATER** that is potable should be considered as a potential source of drinking water.

The initial discovery of **GROUNDWATER** contamination greater than the REMP reporting criterion is the event documented in a written 30-day report. It is not expected that a written 30-day report will be generated each time a subsequent sample(s) suspected to be from the same "plume" identifies concentrations greater than any of the REMP criteria as described in the ODCM. Evaluate the need for additional reports or communications based on unexpected changes in conditions.

2. The 30-day special report should include:

- A statement that the report is being submitted in support of the Groundwater Protection Initiative,
- A list of the contaminant(s) and verified concentration(s),
- Description of the action(s) taken.
- An estimate of the potential or bounding annual dose to a member of the public, and
- Corrective action(s), if necessary, that will be taken to reduce the projected annual dose to a member of the public to less than the limits in 10 CFR 50 Appendix I.

3. Concurrently, provide copies of the 30-day written report to the designated State and Local Officials.

b. Voluntary Communications to State and Local Officials

1. Make informal communications by end of next business day to the designated State and Local officials if a **SPILL OR LEAK** has the **POTENTIAL TO REACH GROUNDWATER** and exceeds any of the following criteria:

- If a **SPILL OR LEAK** exceeding 100 gallons from a source containing licensed material,
- If the volume of a **SPILL OR LEAK** cannot be quantified but is likely to exceed 100 gallons from a source containing licensed material, or
- Any **SPILL OR LEAK**, regardless of volume or activity, is deemed by the Plant Manager or designee to warrant voluntary communication.

<b>H</b>	<b>OFFSITE DOSE CALCULATION MANUAL (ODCM)</b>	NUMBER: <b>H4</b>
		REV: <b>24</b>
		Page 76 of 231

2. Communication with the designated State and Local officials **SHALL** be made before the end of the next business day for a water sample result of:

- Off-site GROUNDWATER or surface water that exceeds any of the REMP reporting criteria for water as described in the ODCM (see Section 7.0), or
- On-site surface water that is hydrologically connected to GROUNDWATER, or GROUNDWATER that is or could be used as a source of drinking water, that exceeds any of the REMP reporting criteria for water as described in the ODCM.

Document the basis for concluding that on-site GROUNDWATER is not or would not be considered a source of drinking water. Examples of a defensible basis are documents from the regulatory agency with jurisdiction over GROUNDWATER use.

3. When communicating with State and Local officials, be clear and precise when quantifying the actual release information as it applies to the appropriate regulatory criteria (i.e. put it in perspective). The following information should be provided as part of the information communication:

- A statement that the communication is being made as part of the NEI Groundwater Protective Initiative,
- The date and time of the SPILL OR LEAK, or sample result(s),
- Whether or not the spill has been contained or the leak has been stopped,
- If known, the location of the SPILL OR LEAK or water sample(s),
- The source of the SPILL OR LEAK, if known,
- A list of the contaminant(s) and the verified concentration(s),
- Description of the action(s) already taken and a general description of future actions,
- An estimate of the potential or bounding annual dose to a member of the public if available at this time, and
- An estimated time/date to provide additional information or follow-up.

4. Following communication with State/Local officials, complete a 4-hour 10CRF50.72 NRC notification.

5. Contact NEI by email address [GW\\_Notice@nei.org](mailto:GW_Notice@nei.org) with the information provided to the State Local Officials.


<b>H</b>	<b>OFFSITE DOSE CALCULATION MANUAL (ODCM)</b>	NUMBER:	<b>H4</b>
		REV:	<b>24</b>
		Page 77 of 231	

## 8.5 Record Retention

8.5.1 Records will be retained for the "Life of Insurance Policy, plus ten (10) years".

8.5.2 Records to be retained include, but not limited to, the following:

- A. Periodic checks, inspections, tests and calibrations of components and systems as related to the specifications and treatment systems defined in the ODCM.
- B. Records of wind speed and direction.
- C. Liquid and airborne radioactive releases to the environment.
- D. Off-site environmental monitoring surveys.
- E. Records of reviews performed for changes made to the Offsite Dose Calculation Manual.



**OFFSITE DOSE CALCULATION  
MANUAL (ODCM)**

NUMBER:

**H4**

REV:

**24**

Page 78 of 231

**THIS PAGE IS LEFT INTENTIONALLY BLANK**

<b>H</b>	<b>OFFSITE DOSE CALCULATION MANUAL (ODCM)</b>	NUMBER: <b>H4</b>
		REV: <b>24</b>
		Page 79 of 231

**BASIS****2.0 LIQUID EFFLUENTS****2.1/2.2 CONCENTRATION**

This control is provided to ensure that the concentration of radioactive materials released in liquid waste effluents from the site to UNRESTRICTED AREAS will be less than ten times the concentration levels specified in 10CFR20, Appendix B, Table 2, Column 2. This limitation provides additional assurance that the levels of radioactive materials in bodies of water outside the site will not result in exposures exceeding (1) the Section II.A design objectives of Appendix I, 10CFR Part 50, and (2) ten times the limits of 10CFR20. The concentration limit for dissolved or entrained noble gases is based upon the assumption that Xe-135 is the controlling radioisotope and its MPC in air (submersion) was converted to an equivalent concentration in water using the methods described in International Commission on Radiological Protection (ICRP) Publication 2.

This control applies to the releases of radioactive materials in liquid effluents from all units at the site.

Secondary condenser drains were not included in the routine sampling requirements of Table 2.1. Operating experience has shown that the condenser activity during plant transients normally consists of very low levels of tritium. Condensers are normally only released directly to the environment during plant startups and shutdowns and these volumes combined with the low levels of activity are insignificant when compared to the waste tank activities. Condenser releases should be sampled and analyzed during a significant plant event (i.e. steam generator tube rupture, or steam dump to the condenser with a primary to secondary leak >725 gpd).

**2.3/2.4 DOSE**

Provided to implement the requirements of Sections II.A, III.A and IV.A of Appendix I, 10CFR Part 50. The Limiting Condition for Operation implements the guides set forth in Section II.A of Appendix I. The ACTION statements provide operating flexibility and at the same time implement the guides set forth in Section IV.A of Appendix I to assure that the releases of radioactive material in liquid effluents will be kept "as low as is reasonably achievable". Considering that the nearest drinking water supply using the river for drinking water is more than 300 miles downstream, there is reasonable assurance that the operation of the facility will not result in radioactive concentrations in the drinking water that are in excess of the 40CFR141 requirements.



<b>H</b>	<b>OFFSITE DOSE CALCULATION MANUAL (ODCM)</b>	NUMBER: <b>H4</b>
		REV: <b>24</b>
		Page 80 of 231

### 2.5/2.6 LIQUID RADWASTE TREATMENT SYSTEMS

Provides assurance that the liquid radwaste treatment system will be available for use whenever liquid effluents require treatment prior to release to the environment. The requirements that appropriate portions of this system be used when specified provides assurance that the releases of radioactive materials in liquid effluents be kept "as low as reasonably achievable". This control implements the requirements of 10CFR Part 50.36a, General Design Criterion 60 of Appendix A to 10CFR Part 50 and the design objective given in Section II.D of Appendix I to 10CFR Part 50. The limits governing the use of appropriate portions of the liquid radwaste system were specified as a suitable fraction of the guide set forth in Section II.A of Appendix I, 10CFR Part 50, for liquid effluents.

The liquid radwaste treatment system is shared by both units. It is not practical to determine the contribution from each unit to liquid radwaste releases. For this reason, liquid radwaste releases will be allocated equally to each unit.

### 2.7/2.8 RADIOACTIVE LIQUID EFFLUENT MONITORING INSTRUMENTATION

The radioactive liquid effluent monitoring instrumentation is provided to monitor and control, as applicable, the releases of radioactive materials in liquid effluents during actual or potential releases of liquid effluents. The Alarm/Trip Setpoint for these instruments **SHALL** be calculated and adjusted in accordance with the methodologies and parameters in the ODCM to ensure that the alarm/trip will occur prior to exceeding ten times the water effluent concentration limits of 10CFR Part 20. The OPERABILITY and use of this instrumentation is consistent with the requirements of General Design Criteria 60, 63, and 64 of Appendix A to 10CFR Part 50.

Radiation monitor set points are calculated to provide alarm and trip functions to ensure concentration of radioactive materials in liquid waste effluents released from the site to UNRESTRICTED AREAS, does not exceed the noted specific limits. The methodology prescribed in the ODCM for these calculations is acceptable for use in demonstrating compliance with 10 CFR 20.1301(a)(1), 10 CFR 50.36A, 10CFR 50, Appendix A (GDC 60 & 64) and Appendix I, and 40 CFR 190.

Revision to the ODCM requires Operations Committee review and approval to ensure the revision continues to demonstrate compliance.

Specific monitor set point changes, when performed in accordance the methodology as reviewed and approved by the Operations Committee need not be reviewed by the Operations Committee. Specific monitor set point changes will be reviewed and approved by the Department Manager administering the ODCM program and the Radiation Monitor Engineer. The calculation sheet supporting the set point change is submitted to engineering for documentation.

<b>H</b>	<b>OFFSITE DOSE CALCULATION MANUAL (ODCM)</b>	NUMBER:	<b>H4</b>
		REV:	<b>24</b>
		Page 81 of 231	

### 2.9/2.10 LIQUID STORAGE TANKS

Restricting the quantities of radioactive material contained in the specified tanks provides assurance that in the event of an uncontrolled release of the contents of the tank, the resulting concentrations would be less than the limits of 10CFR Part 20, Appendix B, Table 2, Column 2, in an UNRESTRICTED AREA.

## 3.0 GASEOUS EFFLUENTS

### 3.1/3.2 DOSE RATE

This control is provided to ensure that the dose rate at any time at the SITE BOUNDARY from gaseous effluents from all units on the site will be within the annual dose limits of 10CFR Part 20 for UNRESTRICTED AREAS. The annual dose limits are the doses associated with the concentrations of 10CFR 20, Appendix B, Table 2, Column 1. These limits provide reasonable assurance that the radioactive material discharged in gaseous effluents will not result in the exposure of an individual in an UNRESTRICTED AREA to annual average concentrations exceeding limits specified in Appendix B, Table 2 of 10CFR Part 20. For individuals who may at times be within the SITE BOUNDARY, the occupancy of the individual will be sufficiently low to compensate for any increase in the atmospheric diffusion factor above that for the SITE BOUNDARY. The specified release rate limits restrict, at all times, the corresponding gamma and beta dose rates above background to an individual at or beyond the SITE BOUNDARY to less than or equal to 500 mrem/year to the total body or to less than or equal to 3000 mrem/year to the skin. These release rate limits also restrict, at all times, the corresponding thyroid dose rate above background to less than or equal to 1500 mrem/year at or beyond the SITE BOUNDARY.

This control applies to the release of radioactive materials in gaseous effluent from all units at the site.

### 3.3/3.4 DOSE FROM NOBLE GAS

This control is provided to implement the requirements of Sections II.B, III.A and IV.A of Appendix I, 10CFR Part 50. The Limiting Conditions for Operation implement the guides set forth in Section II.B of Appendix I. The ACTION statement provides the required operating flexibility and at the same time implements the guides set forth in Section IV.A of Appendix I to assure that the release of radioactive material in gaseous effluents will be kept "as low as reasonably achievable".

<b>H</b>	<b>OFFSITE DOSE CALCULATION MANUAL (ODCM)</b>	NUMBER:	<b>H4</b>
		REV:	<b>24</b>
		Page 82 of 231	

### 3.5/3.6 DOSE FROM IODINE 131, IODINE 133, TRITIUM & PARTICULATES

Implements the requirements of Section II.C, III.A and IV.A of Appendix I, 10CFR Part 50. The Limiting Conditions for Operation are the guides set forth in Section II.C of Appendix I. The ACTIONS statement provides the required operating flexibility and at the same time implements the guides set forth in Section IV.A of Appendix I to assure that the releases of radioactive materials in gaseous effluents will be kept "as low as reasonable achievable". The release rate specifications for I-131, I-133, tritium and radioactive particulates with half-lives greater than eight days are dependent on the existing radionuclide pathways to MEMBERS OF THE PUBLIC in the UNRESTRICTED AREA, using child dose conversion factors. The pathways which are examined in the development of these calculations are: 1) individual inhalation of airborne radionuclides, 2) deposition of radionuclides onto green leafy vegetation with subsequent consumption by man, 3) deposition onto grassy areas where milk animals and meat producing animals graze with consumption of the milk and meat by man, and 4) deposition on the ground with subsequent exposure of man.

### 3.7/3.8 GASEOUS RADWASTE TREATMENT SYSTEMS

This control provides assurance that the Waste Gas Treatment System and the VENTILATION EXHAUST TREATMENT SYSTEMS will be available for use whenever gaseous wastes are released to the environment. The requirement that the appropriate portions of the Waste Gas Treatment System be used when specified provides reasonable assurance that the releases of radioactive materials in gaseous effluents will be kept "as low as reasonably achievable". This specification implements the requirements of 10CFR 50.36a, General Design Criterion 60 of Appendix A to 10CFR Part 50, and the design objective given in Section II.D of Appendix I to 10CFR Part 50. The specified limits governing the use of appropriate portions of the systems were specified as a suitable fraction of the guide set forth in Sections II.B and II.C of Appendix I, 10CFR Part 50, for gaseous effluents.

The Waste Gas Treatment System, containment purge release vent, and spent fuel pool are shared by both units. Experience has also shown that contributions from both units are released from each auxiliary building vent. For these reasons, it is not practical to allocate releases to a specific unit. All releases will be allocated equally in determining conformance to the design objectives of 10CFR Part 50, Appendix I.

Restricting the quantities of radioactivity which can be stored in one decay tank provides assurance that in the event of an uncontrolled release of the tank's contents, the resulting total body exposure to an individual at the nearest EXCLUSION AREA BOUNDARY will not exceed 0.5 rem.

<b>H</b>	<b>OFFSITE DOSE CALCULATION MANUAL (ODCM)</b>	NUMBER:
		<b>H4</b>
		REV: <b>24</b>
		Page 83 of 231

The cooling towers at Prairie Island are located to the south of the plant and are within 500 to 2000 feet from the point of release. At low wind velocities (below 10 mph) the gaseous activity released from the gaseous radwaste system could be at or near ground level near the cooling towers and remain long enough to be drawn into the circulating water in the tower. This control minimizes the possibility of releases of gaseous effluents from entering the river from cooling tower scrubbing.

### 3.9/3.10 EXPLOSIVE GAS MONITORING INSTRUMENTATION

To ensure the concentration of potentially explosive gas mixtures contained in the waste gas treatment system is maintained below the flammability limits of hydrogen and oxygen. Automatic control features are included in the system to prevent the hydrogen and oxygen concentrations from reaching these flammability limits. Maintaining the concentrations below the flammability limit provides assurance that the releases of radioactive materials will be controlled in conformance with the requirements of General Design Criterion 60 of Appendix A to 10CFR Part 50.

The waste gas treatment system is a pressurized system with two potential sources of oxygen: 1) oxygen added for recombiner operation, and 2) placing tanks vented for maintenance back on the system. The system is operated with flow through the recombiners and with excess hydrogen in the system. By verifying that oxygen is less than or equal to 2% at the recombiner outlet, there will be no explosive mixtures in the system. Waste gas system oxygen is monitored by the two recombiner oxygen analyzers and the 121 gas analyzer. The 121 gas analyzer only monitors the low level loop of the waste gas system. If the required gas analyzers are not operable, the oxygen to the recombiner will be isolated to prevent oxygen from entering the system from this source. Tanks that may undergo maintenance are normally purged with nitrogen before placing them in service to eliminate this as a source of oxygen.

### 3.11/3.12 RADIOACTIVE GASEOUS EFFLUENT MONITORING INSTRUMENTATION

The radioactive gaseous effluent monitoring instrumentation is provided to monitor and control, as applicable, the releases of radioactive materials in gaseous effluents during actual or potential releases of gaseous effluents. The Alarm/Trip Setpoint for these instruments **SHALL** be calculated and adjusted in accordance with the methodologies and parameters in the ODCM to ensure that the alarm/trip will occur prior to exceeding the limits of 10CFR Part 20. The OPERABILITY and use of this instrumentation is consistent with the requirements of General Design Criteria 60, 63, and 64 of Appendix A to 10CFR Part 50.

<b>H</b>	<b>OFFSITE DOSE CALCULATION MANUAL (ODCM)</b>	NUMBER:	<b>H4</b>
		REV:	<b>24</b>
		Page 84 of 231	

Radiation monitor set points are calculated to provide alarm and trip functions to ensure concentration of radioactive materials in airborne effluents released from the site do not exceed the noted specific limits. The methodology prescribed in the ODCM for these calculations is acceptable for use in demonstrating compliance with 10 CFR 20.1301(a)(1), 10 CFR 50.36A, 10CFR 50, Appendix A (GDC 60 & 64) and Appendix I, and 40 CFR 190.

Revision to the ODCM requires Operations Committee review and approval to ensure the revision continues to demonstrate compliance.

Specific monitor set point changes, when performed in accordance the methodology as reviewed and approved by the Operations Committee need not be reviewed by the Operations Committee. Specific monitor set point changes will be reviewed and approved by the Department Manager administering the ODCM program and the Radiation Monitor Engineer. The calculation sheet supporting the set point change is submitted to engineering for documentation.

## 6.0 TOTAL DOSE

This control is provided to meet the dose limitations of 10CFR Part 190 that have been incorporated into 10CFR 20 by FR 18525. The control requires the preparation and submittal of a Special Report whenever the calculated doses due to releases of radioactivity and to radiation from uranium fuel cycle sources exceed 25 mrems to the whole body or to any organ, except the thyroid, which **SHALL** be limited to less than or equal to 75 mrems. For sites containing up to four reactors, it is highly unlikely that the resultant dose to a MEMBER OF THE PUBLIC will exceed the dose limits of 40CFR Part 190 if the individual reactors remain within twice the dose design objectives of Appendix I, and if direct radiation doses from the units (including outside storage tanks, etc.) are kept small. The Special Report will describe a course of action that should result in the limitation of the annual dose to a MEMBER OF THE PUBLIC to within 40CFR Part 190 limits. For the purposes of the Special Report, it may be assumed that the dose commitment to the MEMBER OF THE PUBLIC from other uranium fuel cycle sources is negligible, with the exception that dose contributions from other nuclear fuel cycle facilities at the same site or within a radius of 8 km must be considered. If the dose to any MEMBER OF THE PUBLIC is estimated to exceed the requirements of 40CFR Part 190, the Special Report with a request for a variance (provided the release conditions resulting in violation of 40CFR Part 190 have not already been corrected), in accordance with the provisions of 40CFR 190.11 & 10CFR 20.405c, is considered to be a timely request and fulfills the requirements of 40CFR Part 190 until NRC staff action is completed. The variance only relates to the limits of 40CFR Part 190, and does not apply in any way to the other requirements for dose limitation of 10CFR Part 20, as addressed in Specification 2.1 and 3.1. An individual is not considered a MEMBER OF THE PUBLIC during any period in which he/she is engaged in carrying out any operation that is part of the nuclear fuel cycle.

<b>H</b>	<b>OFFSITE DOSE CALCULATION MANUAL (ODCM)</b>	NUMBER:	<b>H4</b>
		REV:	<b>24</b>
		Page 85 of 231	

## 7.0 RADIOLOGICAL ENVIRONMENTAL MONITORING

### 7.1/7.2 MONITORING PROGRAM

Provides measurements of radiation and radioactive materials in those exposure pathways and for those radionuclides which lead to the highest potential radiation exposures of individuals resulting from the plant operation. This program thereby supplements the radiological effluent monitoring by verifying that the measurable concentrations of radioactive materials and levels are not higher than expected in the bases of the effluent measurements and modeling of the environmental exposure pathways.

The detection capabilities required by Table 7.1 are state-of-the art for routine environmental measurements in industrial laboratories and the LLDs for drinking water meet the requirement of 40CFR Part 141.

### 7.3/7.4 LAND USE CENSUS

This control is provided to ensure that changes in the use of off site areas are identified and that modifications to the monitoring program are made if required by the results of the census. The best survey information from door-to-door, aerial or consulting with local agricultural authorities **SHALL** be used. This census satisfies the requirements of Section IV.B.3 of Appendix I to 10CFR Part 50. Restricting the census to gardens of greater than 500 square feet provides assurance that significant exposure pathways via leafy vegetables will be identified and monitored since a garden of this size is the minimum required to produce the quantity (26 kg/year) of leafy vegetables assumed in Regulatory Guide 1.109 for consumption by a child. To determine this minimum garden size, the following assumptions were used: 1) that 20% of the garden was used for growing broad leaf vegetation (i.e., similar to lettuce and cabbage), and 2) a vegetation yield of 2 kg/square meter.

### 7.5/7.6 INTERLABORATORY COMPARISON PROGRAM

The requirement for participation in an interlaboratory comparison program is provided to ensure that independent checks on the precision and accuracy of the measurements of radioactive material in environmental sample matrices are performed as part of a quality assurance program for environmental monitoring in order to demonstrate that the results are reasonably valid.

<b>H</b>	<b>OFFSITE DOSE CALCULATION MANUAL (ODCM)</b>	NUMBER:	<b>H4</b>
		REV:	<b>24</b>
		Page 86 of 231	

**THIS PAGE IS LEFT INTENTIONALLY BLANK**

<b>H</b>	<b>OFFSITE DOSE CALCULATION MANUAL (ODCM)</b>	NUMBER: <b>H4</b>
		REV: <b>24</b>
		Page 87 of 231

**Table 2.1 Radioactive Liquid Waste Sampling and Analysis Program**

<u>Liquid Release Type</u>	<u>Sampling Frequency</u>	<u>Minimum Analysis Frequency</u>	<u>Type of Activity Analysis</u>	<u>Lower Limit of Detection (LLD) (µCi/ml)<sup>a, d</sup></u>
Batch Releases <sup>g</sup> : Waste Tanks	Each Batch (Prior to Release)	Each Batch (Prior to Release)	Principal Gamma Emitters <sup>c</sup>	5 x 10 <sup>-7</sup>
			I-131	1 x 10 <sup>-6</sup>
	One Batch Each Month	One Batch Each Month	Dissolved and Entrained Gases	1 x 10 <sup>-5</sup>
	Each Batch	Monthly Composite <sup>b</sup>	H-3	1 x 10 <sup>-5</sup>
			Gross alpha	1 x 10 <sup>-7</sup>
	Each Batch	Quarterly Composite <sup>b</sup>	Sr-89, Sr-90	5 x 10 <sup>-8</sup>
Fe-55			1 x 10 <sup>-6</sup>	
Continuous Release <sup>e</sup> : Turbine Building Sumps	Continuous <sub>j,h,k</sub>	Weekly Composite <sup>f</sup>	Principal Gamma Emitters <sup>c</sup>	5 x 10 <sup>-7</sup>
			I-131	1 x 10 <sup>-6</sup>
	Weekly Grab Sample	Each Sample	Dissolved and Entrained Gases	1 x 10 <sup>-5</sup>
	Continuous <sub>j,k</sub>	Monthly Composite <sup>f</sup>	H-3	1 x 10 <sup>-5</sup>
			Gross Alpha	1 x 10 <sup>-7</sup>
	Continuous <sub>j,k</sub>	Quarterly Composite <sup>f</sup>	Sr-89, Sr-90	5 x 10 <sup>-8</sup>
			Fe-55	1 x 10 <sup>-6</sup>
	Continuous Release <sup>g</sup> : Steam Generator Blowdown	Weekly Grab Sample During Releases <sup>i</sup>	Each Sample Composite <sup>b</sup>	Principal Gamma Emitters <sup>c</sup>
I-131				1 x 10 <sup>-6</sup>
Grab Sample Each Month During Releases		Each Sample	Dissolved and Entrained Gases	1 x 10 <sup>-5</sup>
			Weekly Grab Sample During Releases <sup>i</sup>	Monthly Composite <sup>b</sup>
Weekly Grab Sample During Releases <sup>i</sup>		Quarterly Composite <sup>b</sup>		
			Weekly Grab Sample During Releases <sup>i</sup>	Quarterly Composite <sup>b</sup>
Fe-55	1 x 10 <sup>-6</sup>			



<b>H</b>	<b>OFFSITE DOSE CALCULATION MANUAL (ODCM)</b>	NUMBER:	<b>H4</b>
		REV:	<b>24</b>
		Page 88 of 231	

**Table 2.1 Radioactive Liquid Waste Sampling and Analysis Program**

**Table Notations**

- a. The LLD is defined, for purposes of these controls, as the smallest concentration of radioactive material in a sample that will yield a net count, above system background, that will be detected with 95% probability with only 5% probability of falsely concluding that a blank observation represents a "real" signal.

For a particular measurement system, which may include radiochemical separation:

$$LLD = \frac{4.66 s_b}{E \cdot V \cdot 2.22 \times 10^6 \cdot Y \cdot \exp(-\lambda \Delta \tau)}$$

where:

- LLD = the "a priori" lower limit of detection (microCurie per unit mass or volume),
- $s_b$  = the standard deviation of the background counting rate or of the counting rate of a blank sample as appropriate (counts per minute),
- E = the counting efficiency (counts per disintegration),
- V = the sample size (units of mass or volume),
- $2.22 \times 10^6$  = the number of disintegrations per minute per microCurie,
- Y = the fractional radiochemical yield, when applicable,
- $\lambda$  = the radioactive decay constant for the particular radionuclide ( $\text{sec}^{-1}$ ), and
- $\Delta \tau$  = the elapsed time between the midpoint of sample collection and the time of counting (sec).

Typical values of E, V, Y, and  $\Delta \tau$  should be used in the calculation.

It should be recognized that the LLD is defined as an a priori (before the fact) limit representing the capability of a measurement system and not as an a posteriori (after the fact) limit for a particular measurement.

<b>H</b>	<b>OFFSITE DOSE CALCULATION MANUAL (ODCM)</b>	NUMBER:	<b>H4</b>
		REV:	<b>24</b>
		Page 89 of 231	

**Table 2.1 Radioactive Liquid Waste Sampling and Analysis Program**

**Table Notations [Cont'd]**

- b. A composite sample is one in which the quantity of liquid sampled is proportional to the quantity of liquid waste discharge and in which the method of sampling employed results in a specimen which is representative of the liquids released.
- c. The principal gamma emitters for which the LLD specification will apply are exclusively the following radionuclides: Mn-54, Fe-59, Co-58, Co-60, Zn-65, Mo-99, Cs-134, Cs-137, Ce-141, and Ce-144. This list does not mean that only the nuclides are to be detected and reported. Other peaks which are measurable and identifiable, together with the above nuclides, **SHALL** also be identified and reported.
- d. Nuclides which are below the LLD for the analyses should not be reported as being present at the LLD level. When unusual circumstances result in LLDs higher than required, the reasons **SHALL** be documented in the Annual Radioactive Effluent Report.
- e. A **CONTINUOUS RELEASE** is the discharge of liquid wastes of a non-discrete volume; e.g., from a volume of system that has an input flow during the continuous release.
- f. To be representative of the quantities and concentrations of radioactive materials in liquid effluents, samples **SHALL** be collected continuously in proportion to the rate of flow of the effluent stream. Prior to analyses, all samples taken for the composite **SHALL** be thoroughly mixed in order for the composite sample to be representative of the effluent release.
- g. A **BATCH RELEASE** is the discharge of liquid wastes of a discrete volume. Prior to sampling for analyses, each batch **SHALL** be isolated, and then thoroughly mixed to assure representative sampling.
- h. Daily grab samples from the turbine building sumps **SHALL** be collected and analyzed for principal gamma emitters, including I-131, whenever primary to secondary leakage exceeds 150 gpd in any steam generator. This sampling is provided in lieu of continuous monitoring with automatic isolation.
- i. Grab samples **SHALL** be collected at least once per 12 hours when steam generator blowdown releases are being made and the specific activity of the secondary coolant is  $\geq 0.01$   $\mu\text{Ci/gram}$  DOSE EQUIVALENT I-131 or primary to secondary leakage exceeds 150 gpd.

<b>H</b>	<b>OFFSITE DOSE CALCULATION MANUAL (ODCM)</b>	NUMBER: <b>H4</b>
		REV: <b>24</b>
		Page 90 of 231

**Table 2.1 Radioactive Liquid Waste Sampling and Analysis Program**

**Table Notations [Cont'd]**

- j. A continuous sample is one in which the sampling media is in place at all times during the release period, with the exception of periods necessary to change sampling media and scheduled short term equipment maintenance. If the sample media is not in place during the entire release period, an explanation of the occurrence, actions taken to restore the sampler and to prevent recurrence, and a summary description to explain the occurrence's effect on the analysis validity **SHALL** be included in the Annual Radioactive Effluent Report.
- k. Continuous samples of the Turbine Building Sumps are collected via on-line composite samplers. These samplers function on timers and collect a predetermined volume of effluent whenever the TBS pumps are in operation. Samples from these compositors are collected daily and saved for the preparation of a weekly composite prepared utilizing volumes proportional to the sample volumes collected daily by the compositors. If the use of a submersible pump is necessary to maintain sump level, that pump should be positioned above the normal TBS pump controlling level and include a timer to allow the calculation of the additional release volume.

<b>H</b>	<b>OFFSITE DOSE CALCULATION MANUAL (ODCM)</b>	NUMBER:	<b>H4</b>
		REV:	<b>24</b>
		Page 91 of 231	

**Table 2.2 Radioactive Liquid Effluent Monitoring Instrumentation**

With less than the minimum number of radioactive liquid effluent monitoring instrumentation channels Operable, take the actions directed in Table 2.2. Restore the inoperable instrumentation to Operable status within 30 days. If instrumentation is not restored within 30 days, explain in the next Annual Radioactive Effluent Release Report, why this inoperability was not corrected in a timely manner.

<u>INSTRUMENT</u>	<u>MINIMUM CHANNELS OPERABLE</u>	<u>APPLICABILITY</u>	<u>ACTION</u>
1. Gross Radioactivity Monitors Providing Automatic Termination of Release			
a. Liquid Radwaste Effluent Line	1	During releases	1
b. Steam Generator Blowdown Effluent Line	1/Unit	During releases	2
2. Flow Rate Measurement Devices			
a. Liquid Radwaste Effluent Line	1	During releases requiring throttling of flow	4
b. Steam Generator Blowdown Flow	1/Gen	During releases	4
3. Continuous Composite Samplers			
a. Each Turbine Building Sump Effluent Line	1/Unit	During releases	3
4. Discharge Canal Monitor	1	At all times	6
5. Tank Level Monitor			
a. Condensate Storage Tanks	1/Unit	When containing radioactive material	5
b. Temporary Outdoor Tanks Holding Radioactive Liquid	1/Tank	When tanks are in use	5
6. Discharge Canal Flow System (Daily determination and following changes in flow)	NA	At all times	

<b>H</b>	<b>OFFSITE DOSE CALCULATION MANUAL (ODCM)</b>	NUMBER:	<b>H4</b>
		REV:	<b>24</b>
		Page 92 of 231	

**Table 2.2 Radioactive Liquid Effluent Monitoring Instrumentation**

**Table Notations**

- ACTION 1** With the number of channels Operable less than required by the Minimum Channels Operable requirement, effluent releases via this pathway may continue, provided that prior to initiating a release:
- a. At least two independent samples are analyzed in accordance with Specification 2.2.1, and
  - b. At least two technically qualified members of the Facility Staff independently verify the release rate calculations and discharge line valving.
- Otherwise, suspend release of radioactive effluents via this pathway.
- ACTION 2** With the number of channels Operable less than required by the Minimum Channels Operable requirement, effluent releases via this pathway may continue provided grab samples are analyzed for radioactivity at a lower limit of detection of not more than that specified in Table 2.1 for Principal Gamma Emitters.
1. At least once per 12 hours when the specific activity of the secondary coolant is  $\geq 0.01 \mu\text{Ci}/\text{gram DOSE EQUIVALENT I-131}$ , or
  2. At least once per 24 hours when the specific activity of the secondary coolant is  $< 0.01 \mu\text{Ci}/\text{gram DOSE EQUIVALENT I-131}$ .
- ACTION 3** With the number of channels Operable less than required by the Minimum Channels Operable requirement, effluent releases via this pathway may continue provided that at least once per 12 hours, grab samples are collected and saved for weekly composition and analysis in accordance with Table 2.1.
- ACTION 4** With the number of channels Operable less than required by the Minimum Channels Operable requirement, effluent releases via this pathway may continue provided that the flow rate is estimated at least once per four (4) hours during actual releases. Pump curves may be used to estimate flow.
- ACTION 5** With the number of channels Operable less than required by the Minimum Channels Operable requirement, effluent releases via this pathway may continue provided that tank liquid level is estimated during all liquid additions.
- ACTION 6** With the number of channels Operable less than required by the Minimum Channels Operable requirement, effluent releases via this pathway may continue provided that, at least once per 12 hours, grab samples are collected and analyzed for gamma emitters.

<b>H</b>	<b>OFFSITE DOSE CALCULATION MANUAL (ODCM)</b>	NUMBER:	<b>H4</b>
		REV:	<b>24</b>
		Page 93 of 231	

**Table 2.3 Radioactive Liquid Effluent Monitoring Instrumentation  
Surveillance Requirements**

Instrument	CHANNEL CHECK Frequency (4)	SOURCE CHECK Frequency	FUNCTIONAL TEST Frequency	CALIBRATION Frequency
Liquid Radwaste Effluent Line Gross Radioactivity Monitor	Daily during releases	Prior to each release	Quarterly <sup>(1)</sup>	At least once every 18 months <sup>(3)</sup>
Liquid Radwaste Effluent Line Flow Instrument	Daily during releases	----	----	At least once every 18 months
Steam Generator Blowdown Gross Radioactivity Monitors	Daily during releases	Monthly	Quarterly <sup>(1)</sup>	At least once every 18 months <sup>(3)</sup>
Steam Generator Blowdown Flow	Daily during releases	----	----	At least once every 18 months
Turbine Building Sump Continuous Composite Samplers	Daily during releases (Includes sample volume check)	----	----	----
Discharge Canal Monitor	Daily during releases	Monthly	Quarterly <sup>(2)</sup>	At least once every 18 months <sup>(3)</sup>
Discharge Canal Flow Instruments	Daily during releases	----	----	At least once every 18 months
Condensate Storage Tank Level Monitors	Daily	----	Quarterly	At least once every 18 months
Level Monitors for Temporary Outdoor Tanks Holding Radioactive Liquid	Daily when in use	----	Quarterly when in use	At least once every 18 months when in use

<b>H</b>	<b>OFFSITE DOSE CALCULATION MANUAL (ODCM)</b>	NUMBER:	<b>H4</b>
		REV:	<b>24</b>
		Page 94 of 231	

**Table 2.3 Radioactive Liquid Effluent Monitoring Instrumentation Surveillance Requirements**

**Table Notations**

1. The CHANNEL FUNCTIONAL TEST **SHALL** also demonstrate that automatic isolation of this pathway and control room annunciation occurs if any of the following conditions exists:
  - a. Instrument indicates measured levels above the alarm/trip setpoint.
  - b. Circuit failure (if provided).
  - c. Instrument indicates a downscale failure (if provided).
  - d. Instrument controls not set in operate mode (if provided).
  
2. The CHANNEL FUNCTIONAL TEST **SHALL** also demonstrate that alarm annunciation occurs if any of the following conditions exists:
  - a. Instrument indicates measured levels above the alarm/trip setpoint.
  - b. Circuit failure (if provided).
  - c. Instrument indicates a downscale failure (if provided).
  - d. Instrument controls not set in operate mode (if provided).
  
3. The initial CHANNEL CALIBRATION **SHALL** be performed using one or more of the reference standards certified by the National Institute of Standards and Technology or using sources traceable to NIST standards. These standards **SHALL** permit calibrating the system over its intended range of energy and measurement range. For subsequent CHANNEL CALIBRATIONS, sources that have been related to the initial calibration **SHALL** be used.
  
4. The CHANNEL CHECK **SHALL** consist of verifying indication of flow during periods of release. A CHANNEL CHECK **SHALL** be made at least once daily on any day on which continuous, periodic, or batch releases are made.

<b>H</b>	<b>OFFSITE DOSE CALCULATION MANUAL (ODCM)</b>	NUMBER:	<b>H4</b>
		REV:	<b>24</b>
		Page 95 of 231	

TABLE 3.1 Radioactive Gaseous Waste Sampling and Analysis Program

Gaseous Release Type	Sampling Frequency	Minimum Analysis Frequency	Type of Activity Analysis	Lower Limit <sup>a, f</sup> of Detection (LLD)( $\mu$ Ci/ml)
CONTINUOUS RELEASE Points:  Plant Vents:  Unit 1 Aux Bldg. Unit 2 Aux Bldg. Radwaste Bldg.  Spent Fuel Pool Unit 1 Shield Bldg. Unit 2 Shield Bldg.	Weekly <sup>b, i</sup> Gas Grab Sample	Weekly	Principal Gamma Emitters <sup>e</sup>	$1 \times 10^{-4}$
	<sup>g, i, h</sup> Continuous	Weekly <sup>c</sup> Charcoal Sample	I-131, I-133	$1 \times 10^{-12}$
	<sup>g, i, h</sup> Continuous	Weekly <sup>c</sup> Particulate Sample	Principal Gamma Emitters <sup>e</sup>	$1 \times 10^{-11}$
	<sup>g, i, h</sup> Continuous	Monthly Silica Gel Sample	H-3	$1 \times 10^{-6}$
	<sup>g, i, h</sup> Continuous	Each Particulate Sample	Gross Alpha	$1 \times 10^{-11}$
	<sup>g, i, h</sup> Continuous	Quarterly <sup>d</sup> Particulate Composite	Sr-89, Sr-90	$1 \times 10^{-11}$
	<sup>g</sup> Continuous	Noble Gas Monitor	Noble Gases, Gross beta and gamma	$1 \times 10^{-4}$
Atmospheric Steam Releases <sup>k</sup>	Daily <sup>j</sup> Grab Sample During Release	Each Sample	Principal Gamma Emitters <sup>e</sup>	$5 \times 10^{-7}$
			I-131, I-133	$1 \times 10^{-6}$
	Daily <sup>j</sup> Grab Sample During Release	Monthly <sup>l</sup> Composite	H-3	$1 \times 10^{-5}$
			Gross Alpha	$1 \times 10^{-7}$
	Daily <sup>j</sup> Grab Sample During Release	Quarterly <sup>l</sup> Composite	Sr-89, Sr-90	$5 \times 10^{-8}$



<b>H</b>	<b>OFFSITE DOSE CALCULATION MANUAL (ODCM)</b>	NUMBER:
		<b>H4</b>
		REV: <b>24</b>
		Page 96 of 231

Table 3.1 Radioactive Gaseous Waste Sampling and Analysis Program

Gaseous Release Type	Sampling Frequency	Minimum Analysis Frequency	Type of Activity Analysis	Lower Limit <sup>a, f</sup> of Detection (LLD)( $\mu$ Ci/ml)
Containment Purge <sup>m</sup>	Gas Grab Sample Prior to each Purge	Each Sample (Prior to Release)	Principal Gamma Emitters <sup>e</sup>	$1 \times 10^{-4}$
	Grab <sup>g, h, m</sup> Prior to Release and Continuous	Each Sample	H-3	$1 \times 10^{-6}$
	Grab <sup>g, h, m</sup> Prior to Release and Continuous	Charcoal Sample	I-131, I-133	$1 \times 10^{-12}$
	Grab <sup>g, h, m</sup> Prior to Release and Continuous	Particulate Sample	Principal Gamma Emitters <sup>e</sup>	$1 \times 10^{-11}$
	Grab <sup>g, h, m</sup> Prior to Release and Continuous	Each Particulate Sample	Gross Alpha	$1 \times 10^{-11}$
	Grab <sup>g, h, m</sup> Prior to Release and Continuous	Quarterly <sup>d</sup> Particulate Composite	Sr-89, Sr-90	$1 \times 10^{-11}$
Waste Gas Storage Tanks	Gas Grab Sample Prior to each Release	Each Sample (Prior to Release)	Principal Gamma Emitters <sup>e</sup>	$1 \times 10^{-4}$
	Grab Sample Prior to each Release	Each Sample (Prior to Release)	H-3	$1 \times 10^{-6}$

<b>H</b>	<b>OFFSITE DOSE CALCULATION MANUAL (ODCM)</b>	NUMBER:	<b>H4</b>
		REV:	<b>24</b>
		Page 97 of 231	

**Table 3.1 - Radioactive Gaseous Waste Sampling and Analysis Program**

**Table Notations**

- a. The LLD is defined, for purposes of these controls, as the smallest concentration of radioactive material in a sample that will yield a net count, above system background, that will be detected with 95% probability with only 5% probability of falsely concluding that a blank observation represents a "real" signal.

For a particular measurement system, which may include radiochemical separation:

$$LLD = \frac{4.66 S_b}{E \cdot V \cdot 2.22 \times 10^6 \cdot Y \cdot \exp(-\lambda \Delta t)}$$

where:

- LLD = the "a priori" lower limit of detection (microCurie per unit mass or volume).
- $S_b$  = the standard deviation of the background counting rate or of the counting rate of a blank sample as appropriate (counts per minute).
- E = the counting efficiency (counts per disintegration),
- V = the sample size (units of mass or volume),
- $2.22 \times 10^6$  = the number of disintegrations per minute per microCurie,
- Y = the fractional radiochemical yield, when applicable,
- $\lambda$  = the radioactive decay constant for the particular radionuclide ( $\text{sec}^{-1}$ ), and
- $\Delta t$  = the elapsed time between the midpoint of sample collection and the time of counting (sec).

Typical values of E, V, Y, and  $\Delta t$  should be used in the calculation.

It should be recognized that the LLD is defined as an a priori (before the fact) limit representing the capability of a measurement system and not as an a posteriori (after the fact) limit for a particular measurement.

<b>H</b>	<b>OFFSITE DOSE CALCULATION MANUAL (ODCM)</b>	NUMBER:	<b>H4</b>
		REV:	<b>24</b>
		Page 98 of 231	

**Table 3.1 - Radioactive Gaseous Waste Sampling and Analysis Program**

**Table Notations [Cont'd]**


- b. Grab samples taken at the ventilation exhausts are generally below minimum detectable levels for most nuclides with existing analytical equipment. If this is the case, PWR GALE Code noble gas isotopic ratios may be assumed.
- c. With  $>1 \mu\text{Ci/gm}$  DOSE EQUIVALENT I-131 in either Unit 1 or Unit 2 reactor coolant system, the iodine and particulate collection devices for all release points **SHALL** be removed and analyzed daily until it is shown that a pattern exists which can be used to predict the release rate. Sampling may then revert to weekly. When samples collected for one day are analyzed, the corresponding LLD's may be increased by a factor of 10. Samples **SHALL** be analyzed within 48 hours after removal.
- d. To be representative of the average quantities and concentrations of radioactive materials in particulate form in gaseous effluents, samples should be collected in proportion to the rate of flow of the effluent streams.
- e. The principal gamma emitters for which the LLD control applies include the following radionuclides: Kr-87, Kr-88, Xe-133, Xe-133m, Xe-135, and Xe-138 for noble gas analysis and Mn-54, Fe-59, Co-58, Co-60, Zn-65, Mo-99, Cs-134, Cs-137, Ce-141, and Ce-144 in iodine and particulate analysis. This list does not mean that only these nuclides are to be considered. Other gamma peaks that are identifiable, together with those of the above nuclides, **SHALL** also be detected and reported.
- f. Nuclides which are below the LLD for analyses should not be reported as being present at the LLD level for that nuclide. When unusual circumstances result in LLD's higher than reported, the reasons **SHALL** be documented in the Annual Radioactive Effluent Report.
- g. For continuous samples, the ratio of the sample flow rate to the samples stream flow rate **SHALL** be known for the time period sampled (Conservative assumptions may be used). Design flow rates may be used for building exhaust vent flow rates.
- h. A continuous sample is one in which the sampling media is in place at all times during the release period, with the exception of periods necessary to change sampling media and scheduled short term equipment maintenance of two hours or less. If the sample media is not in place during the entire release period (except as described above), an explanation of the occurrence, actions taken to restore the sampler and to prevent reoccurrence, and a summary description to explain the occurrence's effect on the analysis validity **SHALL** be included in the Annual Radioactive Effluent Report.

<b>H</b>	<b>OFFSITE DOSE CALCULATION MANUAL (ODCM)</b>	NUMBER:	<b>H4</b>
		REV:	<b>24</b>
		Page 99 of 231	

**Table 3.1 Radioactive Gaseous Waste Sampling and Analysis Program**

**Table Notations [Cont'd]**

- i. Releases are made via the shield building vents only during PURGING, or operation of special ventilation systems. When ventilation fans in any vent path are not in service for the entire sample period, in lieu of weekly removal and analysis of iodine and particulate collection devices, these devices may be removed and analyzed following each release provided that the release lasts less than one week. Releases made via the plant ventilation paths as a result of routine surveillance tests, operational testing or scheduled short term maintenance activities of 2 hours or less do not require special sampling and analysis provided that plant conditions do not indicate the completion of these activities would cause an increase in the release of activity. Removal and analysis of collection devices is not required if releases are not being made.
- j. Grab samples for atmospheric steam releases are representative liquid grab samples from the respective steam generator.
- k. Atmospheric steam releases are the timed releases of steam from the steam generators to the atmosphere via either the power operated reliefs, steam dump valves or flash tank vents. It does not include steam dumped via the condenser.
- l. A composite sample is one in which the quantity of liquid sampled is proportional to the quantity of steam released and in which the method of sampling employed results in a specimen which is representative of the total steam released from the respective steam generator.
- m. Containment Purges includes PURGE releases with either the Inservice Purge or Containment Purge Fans and also VENTING of containment utilizing the Post Loca Vent System. When the release is completed via the Post Loca Vent, the pre-release tritium, particulate and charcoal samples should be used for all analyses, and continuous samples collected during the release are not required. During Cold Shutdown periods, the availability of ventilation systems and the position of containment air-lock doors may require that portions of the required samples be collected with installed continuous monitors or portable sampling equipment.

	<b>OFFSITE DOSE CALCULATION MANUAL (ODCM)</b>	<b>NUMBER:</b>	<b>H4</b>
		<b>REV:</b>	<b>24</b>
		<b>Page 100 of 231</b>	

**THIS PAGE IS LEFT INTENTIONALLY BLANK**

<b>H</b>	<b>OFFSITE DOSE CALCULATION MANUAL (ODCM)</b>	NUMBER:	<b>H4</b>
		REV:	<b>24</b>
		Page 101 of 231	

Table 3.2 Radioactive Gaseous Effluent Monitoring Instrumentation

<u>INSTRUMENT</u>	<u>MINIMUM CHANNELS OPERABLE</u>	<u>APPLICABILITY</u>	<u>ACTION</u>
1. Waste Gas Holdup System Explosive Gas (Oxygen) Monitors	2	During system operation	2
2. Effluent Release Points Unit 1 Aux Bldg. Unit 2 Aux Bldg. Rad Waste Bldg. Spent Fuel Pool Unit 1 Shield Bldg. Unit 2 Shield Bldg.			
a. Noble Gas Activity Monitor*	1	During releases	4, 5, 7
b. Iodine Sampler Cartridge	1	During releases	3
c. Particulate Sampler Filter	1	During releases	3
d. Sampler Flow Integrator	1	During releases	1
3. Air Ejector Noble Gas Monitors (Each Unit)	1	During power operation	6

\* Noble gas activity monitors providing automatic termination of releases (except the Radwaste Building which has no automatic isolation function).

With less than the minimum number of radioactive gaseous effluent monitoring instrumentation channels Operable, take the actions directed in Table 3.2. Restore the inoperable instrumentation to Operable status within 30 days. If instrumentation is not restored within 30 days, explain in the next Annual Radioactive Effluent Release Report, why this inoperability was not corrected in a timely manner.

<b>H</b>	<b>OFFSITE DOSE CALCULATION MANUAL (ODCM)</b>	NUMBER:	<b>H4</b>
		REV:	<b>24</b>
		Page 102 of 231	

**Table 3.2 Radioactive Gaseous Effluent Monitoring Instrumentation**

**Table Notations**

- ACTION 1 With the number of channels Operable less than required by the Minimum Channels Operable requirement, effluent releases via this pathway may continue provided that the flow rate is estimated at least once per 12 hours.
- ACTION 2 With the number of channels Operable less than required by the Minimum Channels Operable requirement, operating of this system may continue for up to 14 days. With two channels inoperable, manually isolate the oxygen addition line.
- ACTION 3 With the numbers of channels Operable less than required by the Minimum Channels Operable requirement, effluent releases via this pathway may continue provided that samples are collected with auxiliary sample equipment as required in Table 3.1.
- ACTION 4 With the number of channels Operable less than required by the Minimum Channels Operable requirement, effluent releases via this pathway may continue provided that samples are taken and analyzed to LLD per Table 3.1, at least once per 12 hours.
- ACTION 5 With the number of channels Operable less than required by the Minimum Channels Operable requirement, immediately suspend Purging of radioactive effluents via this pathway during periods when containment integrity is required or the primary system is initially opened to the atmosphere. (applicable to Reactor Building Vents)
- ACTION 6 With the number of channels Operable less than required by the Minimum Channels Operable requirement, air ejector operation may continue provided that grab samples are taken at least once per 24 hours and these samples are analyzed for gross activity within 24 hours.
- ACTION 7 With the number of channels operable less than required by the Minimum Channels operable requirement, the contents of the waste gas decay tanks may be released to the environment provided that prior to initiating the release:
  - a. At least two independent samples of the tank's contents are analyzed, and
  - b. At least two technically qualified members of the Facility Staff independently verify the release rate calculations and discharge valve lineup;
 Otherwise, suspend release of radioactive effluents via this pathway (applicable to Unit 2 Auxiliary Building Vent).

<b>H</b>	<b>OFFSITE DOSE CALCULATION MANUAL (ODCM)</b>	NUMBER: <b>H4</b>
		REV: <b>24</b>
		Page 103 of 231

**Table 3.3 - Radioactive Gaseous Effluent Monitoring Instrumentation Surveillance Requirements**

Instrument	CHANNEL CHECK Frequency	SOURCE CHECK Frequency	FUNCTIONAL TEST Frequency	CALIBRATION Frequency
Waste Gas Holdup System Explosive Gas (Oxygen) Monitors	Daily during system operation	---	Monthly <sup>(2)</sup>	Quarterly <sup>(5)</sup>
Effluent Release Points Unit 1 Aux Bldg. Unit 2 Aux Bldg. Rad Waste Bldg. Spent Fuel Pool Unit 1 Shield Bldg. Unit 2 Shield Bldg.				
Noble Gas Activity Monitor (4) (Except Radwaste Building)	Daily during releases	Monthly*	Quarterly <sup>(1)</sup>	At least once every 18 months <sup>(3)</sup>
Noble Gas Activity Monitor Radwaste Building (4)	Daily during releases	Monthly	Quarterly <sup>(2)</sup>	At least once every 18 months <sup>(3)</sup>
Iodine and Particulate Samplers	Weekly	---	---	---
Sampler Flow Rate Monitor	Weekly	---	---	At least once every 18 months
Air Ejector Noble Gas Monitors (Each Unit)	Daily during releases	Monthly	Quarterly <sup>(2)</sup>	At least once every 18 months <sup>(3)</sup>

\* A SOURCE CHECK of the applicable nobles gas monitor **SHALL** be conducted prior to each waste gas decay tank or containment purge release.



<b>H</b>	<b>OFFSITE DOSE CALCULATION MANUAL (ODCM)</b>	NUMBER: <b>H4</b>
		REV: <b>24</b>
		Page 104 of 231

**Table 3.3 - Radioactive Gaseous Effluent Monitoring Instrumentation  
Surveillance Requirements**

**Table Notations**


1. The CHANNEL FUNCTIONAL TEST **SHALL** also demonstrate that automatic isolation of this pathway and control room alarm annunciation occurs if any of the following exists.
  - a. Instrument indicates measured levels above the alarm/trip setpoint.
  - b. Circuit failure (if provided).
  - c. Instrument indicates a downscale failure (if provided).
  - d. Instrument controls not set in operate mode (if provided).
2. The CHANNEL FUNCTIONAL TEST **SHALL** also demonstrate that alarm annunciation occurs if any of the following conditions exists:
  - a. Instrument indicates measured levels above the alarm/trip setpoint.
  - b. Circuit failure (if provided).
  - c. Instrument indicates a downscale failure (if provided).
  - d. Instrument controls not set in operate mode (if provided).
3. The initial CHANNEL CALIBRATION **SHALL** be performed using one or more of the reference standards certified by the National Institute of Standards and Technology or using sources traceable to NIST standards. These standards **SHALL** permit calibrating the system over its intended range of energy and measurement range. For subsequent CHANNEL CALIBRATIONS, sources that have been related to the initial calibration **SHALL** be used.
4. Noble gas monitor in the Radwaste Building vent not provided with automatic isolation trip.
5. The CHANNEL CALIBRATION **SHALL** include the use of a nitrogen zero gas and an oxygen span gas with a nominal concentration suitable for the range of the instrument.

<b>H</b>	<b>OFFSITE DOSE CALCULATION MANUAL (ODCM)</b>	NUMBER: <b>H4</b>
		REV: <b>24</b>
		Page 105 of 231

Table 4.1 Liquid Source Terms

<u>RADIONUCLIDE</u>	<u>WATER EFFLUENT CONCENTRATION (<math>\mu</math>Ci/ml) **</u>	<u>WASTE EFFLUENT <math>A_i</math> (Ci/Yr)</u>	<u>SGBD <math>A_i</math> (Ci/Yr)</u>
Mo-99	2E-4	6.42E-3	1.415E-2
I-131	1E-5	3.061E-2	4.11E-2
Te-132	9E-5	2.12E-3	3.61E-3
I-132	1E-3	2.83E-3	1.88E-2
I-133	1E-6	2.365E-2	4.856E-2
Cs-134	9E-6	1.464E-1	4.047E-2
I-135	3E-4	4.84E-3	1.792E-2
Cs-136	6E-5	5.743E-2	1.862E-2
Cs-137	1E-5	8.214E-2	2.69E-2
All Others	1E-7	0	2E-5
H-3	1E-2	1.89E2	1.41E2
Noble gases	2E-4	---	---
TOTAL		1.894E2	1.412E2

\*\* MPC = Ten times the values listed in 10CFR-20.1001-20.2402, App. B, Table 2, Column 2.

	<b>OFFSITE DOSE CALCULATION MANUAL (ODCM)</b>	<b>NUMBER:</b> <b>H4</b>
		<b>REV:</b> <b>24</b>
		<b>Page 106 of 231</b>

**THIS PAGE IS LEFT INTENTIONALLY BLANK**

<b>H</b>	<b>OFFSITE DOSE CALCULATION MANUAL (ODCM)</b>	NUMBER: <b>H4</b>
		REV: <b>24</b>
		Page 107 of 231

**Table 4.2 - Adult Ingestion Dose Values (A<sub>it</sub>) for the  
Prairie Island Nuclear Generating Plant  
(Mrem/Hr Per µCi/ml)**

NUCLIDE	BONE	LIVER	T. BODY	THYROID	KIDNEY	LUNG	GI-LLI
H-3	0.00E-01	2.26E-01	2.26E-01	2.26E-01	2.26E-01	2.26E-01	2.26E-01
C-14	3.13E 04	6.26E 03	6.26E 03	6.26E 03	6.26E 03	6.26E 03	6.26E 03
NA-24	4.07E 02	4.07E 02	4.07E 02	4.07E 02	4.07E 02	4.07E 02	4.07E 02
CR-51	0.00E-01	0.00E-01	1.27E 00	7.61E-01	2.81E-01	1.69E 00	3.20E 02
MN-54	0.00E-01	4.38E 03	8.35E 02	0.00E-01	1.30E 03	0.00E-01	1.34E 04
MN-56	0.00E-01	1.10E 02	1.95E 01	0.00E-01	1.40E 02	0.00E-01	3.51E 03
FE-55	6.58E 02	4.55E 02	1.06E 02	0.00E-01	0.00E-01	2.54E 02	2.61E 02
FE-59	1.04E 03	2.44E 03	9.36E 02	0.00E-01	0.00E-01	6.82E 02	8.14E 03
CO-57	0.00E-01	2.10E 01	3.48E 01	0.00E-01	0.00E-01	0.00E-01	5.32E 02
CO-58	0.00E-01	8.92E 01	2.00E 02	0.00E-01	0.00E-01	0.00E-01	1.81E 03
CO-60	0.00E-01	2.56E 02	5.65E 02	0.00E-01	0.00E-01	0.00E-01	4.81E 03
NI-63	3.11E 04	2.16E 03	1.04E 03	0.00E-01	0.00E-01	0.00E-01	4.50E 02
NI-65	1.26E 02	1.64E 01	7.49E 00	0.00E-01	0.00E-01	0.00E-01	4.17E 02
CU-64	0.00E-01	9.97E 00	4.68E 00	0.00E-01	2.51E 01	0.00E-01	8.50E 02
ZN-65	2.32E 04	7.37E 04	3.33E 04	0.00E-01	4.93E 04	0.00E-01	4.64E 04
ZN-69	4.93E 01	9.43E 01	6.56E 00	0.00E-01	6.13E 01	0.00E-01	1.42E 01
BR-83	0.00E-01	0.00E-01	4.04E 01	0.00E-01	0.00E-01	0.00E-01	5.82E 01
BR-84	0.00E-01	0.00E-01	5.24E 01	0.00E-01	0.00E-01	0.00E-01	4.11E-04
BR-85	0.00E-01	0.00E-01	2.15E 00	0.00E-01	0.00E-01	0.00E-01	1.01E-15
RB-86	0.00E-01	1.01E 05	4.71E 04	0.00E-01	0.00E-01	0.00E-01	1.99E 04
RB-88	0.00E-01	2.90E 02	1.54E 02	0.00E-01	0.00E-01	0.00E-01	4.00E-09
RB-89	0.00E-01	1.92E 02	1.35E 02	0.00E-01	0.00E-01	0.00E-01	1.12E-11
SR-89	2.21E 04	0.00E-01	6.35E 02	0.00E-01	0.00E-01	0.00E-01	3.55E 03
SR-90	5.44E 05	0.00E-01	1.34E 05	0.00E-01	0.00E-01	0.00E-01	1.57E 04
SR-91	4.07E 02	0.00E-01	1.64E 01	0.00E-01	0.00E-01	0.00E-01	1.94E 03
SR-92	1.54E 02	0.00E-01	6.68E 00	0.00E-01	0.00E-01	0.00E-01	3.06E 03
Y-90	5.76E-01	0.00E-01	1.54E-02	0.00E-01	0.00E-01	0.00E-01	6.10E 03
Y-91M	5.44E-03	0.00E-01	2.11E-04	0.00E-01	0.00E-01	0.00E-01	1.60E-02
Y-91	8.44E 00	0.00E-01	2.26E-01	0.00E-01	0.00E-01	0.00E-01	4.64E 03
Y-92	5.06E-02	0.00E-01	1.48E-03	0.00E-01	0.00E-01	0.00E-01	8.86E 02
Y-93	1.60E-01	0.00E-01	4.43E-03	0.00E-01	0.00E-01	0.00E-01	5.09E 03
ZR-95	2.40E-01	7.70E-02	5.21E-02	0.00E-01	1.21E-01	0.00E-01	2.44E 02
ZR-97	1.33E-02	2.68E-03	1.22E-03	0.00E-01	4.04E-03	0.00E-01	8.30E 02
NB-95	4.47E 02	2.48E 02	1.34E 02	0.00E-01	2.46E 02	0.00E-01	1.51E 04
NB-97	3.76E 00	9.48E-01	3.46E-01	0.00E-01	1.11E 00	0.00E-01	3.50E 03
MO-99	0.00E-01	1.03E 02	1.96E 01	0.00E-01	2.34E 02	0.00E-01	2.39E 02
TC-99M	8.87E-03	2.51E-02	3.19E-01	0.00E-01	3.81E-01	1.23E-02	1.48E 01
TC-101	9.12E-03	1.31E-02	1.29E-01	0.00E-01	2.37E-01	6.72E-03	3.95E-14
RU-103	4.43E 00	0.00E-01	1.91E 00	0.00E-01	1.69E 01	0.00E-01	5.17E 02
RU-105	3.69E-01	0.00E-01	1.46E-01	0.00E-01	4.76E 00	0.00E-01	2.26E 02
RU-106	6.58E 01	0.00E-01	8.33E 00	0.00E-01	1.27E 02	0.00E-01	4.26E 03

<b>H</b>	<b>OFFSITE DOSE CALCULATION MANUAL (ODCM)</b>	<b>NUMBER:</b> <b>H4</b>
		<b>REV:</b> <b>24</b>
		Page 108 of 231

**Table 4.2 - Adult Ingestion Dose Values (A<sub>it</sub>) for the  
Prairie Island Nuclear Generating Plant  
(Mrem/Hr Per µCi/ml)**

NUCLIDE	BONE	LIVER	T. BODY	THYROID	KIDNEY	LUNG	GI-LLI
RH-105	2.92E 00	2.12E 00	1.40E 00	0.00E-01	9.00E 00	0.00E-01	3.38E 02
AG-110M	8.81E-01	8.15E-01	4.84E-01	0.00E-01	1.60E 00	0.00E-01	2.9E 02
SB-124	6.74E 00	1.27E-01	2.66E-01	1.63E-02	0.00E-01	5.23E 00	1.91E 02
SB-125	5.34E 00	5.75E-02	1.07E 00	4.74E-03	0.00E-01	5.58E 02	4.72E 01
SB-126	2.75E 00	5.60E-02	9.94E-01	1.69E-02	0.00E-01	1.69E 00	2.25E 02
TE-125M	2.57E 03	9.30E 02	3.44E 02	7.72E 02	1.04E 04	0.00E-01	1.02E 04
TE-127M	6.48E 03	2.32E 03	7.90E 02	1.66E 03	2.63E 04	0.00E-01	2.17E 04
TE-127	1.05E-02	3.78E 01	2.28E 01	7.80E 01	4.29E 02	0.00E-01	8.31E 03
TE-129M	1.10E 04	4.11E 03	1.74E 03	3.78E 03	4.60E 04	0.00E-01	5.54E 04
TE-129	3.01E 01	1.13E 01	7.33E 00	2.31E 01	1.26E 02	0.00E-01	2.27E 01
TE-131M	1.66E 03	8.10E 02	6.75E 02	1.28E 03	8.21E 03	0.00E-01	8.04E 04
TE-131	1.89E 01	7.88E 00	5.96E 00	1.55E 01	8.26E 01	0.00E-01	2.67E 00
5TE-132	2.41E 03	1.56E 03	1.47E 03	1.72E 03	1.50E 04	0.00E-01	7.38E 04
I-130	2.71E 01	8.01E 01	3.16E 01	6.79E 03	1.25E 02	0.00E-01	6.89E 01
I-131	1.49E 02	2.14E 02	1.22E 02	7.00E 04	3.66E 02	0.00E-01	5.64E 01
I-132	7.29E 00	1.95E 01	6.82E 00	6.82E 02	3.11E 01	0.00E-01	3.66E 00
I-133	5.10E 01	8.87E 01	2.70E 01	1.30E 04	1.55E 02	0.00E-01	7.97E 01
I-134	3.81E 00	1.03E 01	3.70E 00	1.79E 02	1.64E 01	0.00E-01	9.01E-03
I-135	1.59E 01	4.17E 01	1.54E 01	2.75E 03	6.68E 01	0.00E-01	4.70E 01
CS-134	2.98E 05	7.09E 05	5.79E 05	0.00E-01	2.29E 05	7.61E 04	1.24E 04
CS-136	3.12E 04	1.23E 05	8.86E 04	0.00E-01	6.85E 04	9.38E 03	1.40E 04
CS-137	3.82E 05	5.22E 05	3.42E 05	0.00E-01	1.77E 05	5.89E 04	1.01E 04
CS-138	2.64E 02	5.22E 02	2.59E 02	0.00E-01	3.84E 02	3.79E 01	2.23E-03
BA-139	9.29E-01	6.62E-04	2.72E-02	0.00E-01	6.19E-04	3.75E-04	1.65E 00
BA-140	1.94E 02	2.44E-01	1.27E 01	0.00E-01	8.30E-02	1.40E-01	4.00E 02
BA-141	4.51E-01	3.41E-04	1.52E-02	0.00E-01	3.17E-04	1.93E-04	2.13E-10
BA-142	2.04E-01	2.10E-04	1.28E-02	0.00E-01	1.77E-04	1.19E-04	2.37E-19
LA-140	1.50E-01	7.54E-02	1.99E-02	0.00E-01	0.00E-01	0.00E-01	5.54E 03
LA-142	7.66E-03	3.48E-03	8.68E-04	0.00E-01	0.00E-01	0.00E-01	2.54E 01
CE-141	2.24E-02	1.52E-02	1.72E-03	0.00E-01	7.04E-03	0.00E-01	5.79E 01
CE-143	3.95E-03	2.92E 00	3.23E-04	0.00E-01	1.29E-03	0.00E-01	1.09E 02
CE-144	1.17E 00	4.88E-01	6.27E-02	0.00E-01	2.90E-01	0.00E-01	3.95E 02
PR-143	5.51E-01	2.21E-01	2.73E-02	0.00E-01	1.27E-01	0.00E-01	2.41E 03
PR-144	1.80E-03	7.48E-04	9.16E-05	0.00E-01	4.22E-04	0.00E-01	2.59E-10
ND-147	3.76E-01	4.35E-01	2.60E-02	0.00E-01	2.54E-01	0.00E-01	2.09E 03
W-187	2.96E 02	2.47E 02	8.65E 01	0.00E-01	0.00E-01	0.00E-01	8.10E 04
NP-239	2.85E-02	2.80E-03	1.54E-03	0.00E-01	8.74E-03	0.00E-01	5.75E 02

The values in the above table are calculated utilizing an adult fish consumption of 21 Kg/yr.


H	<h2 style="margin: 0;">OFFSITE DOSE CALCULATION MANUAL (ODCM)</h2>	NUMBER: <span style="float: right; font-weight: bold;">H4</span>
		REV: <span style="float: right; font-weight: bold;">24</span>
		Page 109 of 231

**Table 5.1 - Monitor Alarm Setpoint Determination for PINGP**

<u>MONITOR</u>	<u>RELEASE POINT</u>	<u>SOURCE OF RELEASE</u>	<u>SOURCE TERMS (A<sub>i</sub>) (TABLE 5.2)</u>	<u>X/Q (sec/m<sup>3</sup>)</u>	<u>EFFLUENT FLOW RATE (F) (cfm)</u>	<u>RELEASE FRACTION (T<sub>m</sub>)</u>
1R-30 and 1R-37	Aux. Bldg. Vent - Unit 1	Aux. Bldg. Unit 1 Exhaust	Aux. Bldg.	3.38E-5	2.9E+4	0.2
		Air Ejector Unit 1	Air Ejector	3.38E-5	2.9E+4	
2R-30 and 2R-37	Aux. Bldg. Vent - Unit 2	Aux. Bldg. - Unit 2 Exhaust	Aux. Bldg.	3.38E-5	4.1E+4	0.3
		<u>Gas Decay Tanks</u>	Xe-133 (100%)	1.32E-4	4.1E+4	
		Air Ejector Unit 2	Air Ejector	3.38E-5	4.1E+4	
1R-12 and 1R-22	Shield Bldg. Vent - Unit 1	Cont. - Units 1&2 Purge, Unit 1 Inservice Purge	Shield Bldg.	1.32E-4	3.2E+4 (Note 2)	0.3
2R-12 and 2R-22	Shield Bldg. Vent - Unit 2	Cont. - Unit 2 Inservice Purge	Shield Bldg.	1.32E-4	4.6E+3	0.3
R-35	Radwaste Bldg. Vent	Radwaste Bldg. Exhaust	Aux. Bldg.	3.38E-5	6.1E+3	0.1
R-25 and R-31	Spent Fuel Pool Air Vent	Spent Fuel Pool Air Exhaust	Aux. Bldg.	3.38E-5	1.8E+4	0.1

**NOTE:** Values listed for T<sub>m</sub> are nominal values only. They may be adjusted as necessary to allow a reasonable margin to the monitor setpoint. Duplicate values of T<sub>m</sub> are assigned to both Shield Building vents since only one containment will be purged at any one time. The assigned T<sub>m</sub> values of all active release points SHALL NOT be greater than unity.

**NOTE:** When purging the Unit 1 containment via the inservice purge system, the monitor setpoints may be based on 4.6E+3 cfm for the duration of the release.

	<b>OFFSITE DOSE CALCULATION MANUAL (ODCM)</b>	<b>NUMBER:</b> <b>H4</b>
		<b>REV:</b> <b>24</b>
		<b>Page 110 of 231</b>

**THIS PAGE IS LEFT INTENTIONALLY BLANK**


<b>H</b>	<b>OFFSITE DOSE CALCULATION MANUAL (ODCM)</b>	NUMBER: <b>H4</b>
		REV: <b>24</b>
		Page 111 of 231

Table 5.2 Gaseous Source Terms

<u>RADIONUCLIDE</u>	AUX. BLDG $A_i$ (Ci/Yr)	SHIELD BLDG. $A_i$ (Ci/Yr)	AIR EJECTOR $A_i$ (Ci/Yr)
Kr-85m	3E0	-	2E0
Kr-85	2E0	2.2E1	-
Kr-87	1E0	-	-
Kr-88	5E0	1E0	3E0
Xe-131m	2E0	2.1E1	1E0
Xe-133m	5E0	2E1	3E0
Xe-133	3.7E2	2.7E3	2.3E2
Xe-135	8E0	6E0	5E0
Xe-138	1E0	-	-
TOTAL	3.97E2	2.77E3	2.44E2

"-" indicates that the release is less than 1 Ci/yr.




	<b>OFFSITE DOSE CALCULATION MANUAL (ODCM)</b>	<b>NUMBER:</b> H4
		<b>REV:</b> 24
		<b>Page 112 of 231</b>

**THIS PAGE IS LEFT INTENTIONALLY BLANK**

<b>H</b>	<b>OFFSITE DOSE CALCULATION MANUAL (ODCM)</b>	NUMBER: <b>H4</b>
		REV: <b>24</b>
		Page 113 of 231

Table 5.3 Critical Organ Dose Values (P<sub>il</sub>) for Child

ISOTOPE	P <sub>il</sub>	$\frac{\text{mrem/yr}}{\mu\text{Ci/m}^3}$
H-3		1.12 E 3
Cr-51		1.70 E 4
Mn-54		1.58 E 6
Fe-59		1.27 E 6
Co-58		1.11 E 6
Co-60		7.07 E 6
Zn-65		9.95 E 5
Rb-86		1.98 E 5
Sr-89		2.16 E 6
Sr-90		1.01 E 8
Y-91		2.63 E 6
Zr-95		2.23 E 6
Nb-95		6.14 E 5
Ru-103		6.62 E 5
Ru-106		1.43 E 7
Ag-110m		5.48 E 6
Te-127m		1.48 E 6
Te-129m		1.76 E 6
Cs-134		1.01 E 6
Cs-136		1.71 E 5
Cs-137		9.07 E 5
Ba-140		1.74 E 6
Ce-141		5.44 E 5
Ce-144		1.20 E 7
I-131		1.62 E 7

	<b>OFFSITE DOSE CALCULATION MANUAL (ODCM)</b>	<b>NUMBER:</b> <b>H4</b>
		<b>REV:</b> <b>24</b>
		<b>Page 114 of 231</b>


**THIS PAGE IS LEFT INTENTIONALLY BLANK**

<b>H</b>	<b>OFFSITE DOSE CALCULATION MANUAL (ODCM)</b>	NUMBER:
		<b>H4</b>
		REV: <b>24</b>
		Page 115 of 231

Table 5.4 Dose Factors for Noble Gases \*

Radionuclide	Total Body Dose Factor Ki (mrem/yr per $\mu\text{Ci}/\text{m}^3$ )	Skin Dose Factor Li (mrem/yr per $\mu\text{Ci}/\text{m}^3$ )	Gamma Air Dose Factor Mi (mrad/yr per $\mu\text{Ci}/\text{m}^3$ )	Beta Air Dose Factor Ni (mrad/yr per $\mu\text{Ci}/\text{m}^3$ )
Kr-83m	7.56E-02	---	1.93E+01	2.88E+02
Kr-85m	1.17E+03	1.46E+03	1.23E+03	1.97E+03
Kr-85	1.61E+01	1.34E+03	1.72E+01	1.95E+03
Kr-87	5.92E+03	9.73E+03	6.17E+03	1.03E+04
Kr-88	1.47E+04	2.37E+03	1.52E+04	2.93E+03
Kr-89	1.66E+04	1.01E+04	1.73E+04	1.06E+04
Kr-90	1.56E+04	7.29E+03	1.63E+04	7.83E+03
Xe-131m	9.15E+01	4.76E+02	1.56E+02	1.11E+03
Xe-133m	2.51E+02	9.94E+02	3.27E+02	1.48E+03
Xe-133	2.94E+02	3.06E+02	3.53E+02	1.05E+03
Xe-135m	3.12E+03	7.11E+02	3.36E+03	7.39E+02
Xe-135	1.81E+03	1.86E+03	1.92E+03	2.46E+03
Xe-137	1.42E+03	1.22E+04	1.51E+03	1.27E+04
Xe-138	8.83E+03	4.13E+03	9.21E+03	4.75E+03
Ar-41	8.84E+03	2.69E+03	9.30E+03	3.28E+03

- \* The listed dose factors are for radionuclides that may be detected in gaseous effluents. All others are 0.

	<b>OFFSITE DOSE CALCULATION MANUAL (ODCM)</b>	<b>NUMBER:</b>	<b>H4</b>
		<b>REV:</b>	<b>24</b>
		<b>Page 116 of 231</b>	

**THIS PAGE IS LEFT INTENTIONALLY BLANK**



<b>H</b>	<b>OFFSITE DOSE CALCULATION MANUAL (ODCM)</b>	NUMBER: <b>H4</b>
		REV: <b>24</b>
		Page 118 of 231

**Table 5.5-1 R Values for the Prairie Island Nuclear Generating Plant\*  
- Ground, All Ages**

**PATHWAY = GROUND**

NUCLIDE	BONE	LIVER	T. BODY	THYROID	KIDNEY	LUNG	GI-LLI	SKIN
Te-131	2.92E+04	2.92E+04	2.92E+04	2.92E+04	2.92E+04	2.92E+04	2.92E+04	3.45E+07
Te-132	4.24E+06	4.24E+06	4.24E+06	4.24E+06	4.24E+06	4.24E+06	4.24E+06	4.98E+06
I-130	5.51E+06	5.51E+06	5.51E+06	5.51E+06	5.51E+06	5.51E+06	5.51E+06	6.69E+06
I-131	1.72E+07	1.72E+07	1.72E+07	1.72E+07	1.72E+07	1.72E+07	1.72E+07	2.09E+07
I-132	1.25E+06	1.25E+06	1.25E+06	1.25E+06	1.25E+06	1.25E+06	1.25E+06	1.47E+06
I-133	2.45E+06	2.45E+06	2.45E+06	2.45E+06	2.45E+06	2.45E+06	2.45E+06	2.98E+06
I-134	4.47E+05	4.47E+05	4.47E+05	4.47E+05	4.47E+05	4.47E+05	4.47E+05	5.31E+05
I-135	2.53E+06	2.53E+06	2.53E+06	2.53E+06	2.53E+06	2.53E+06	2.53E+06	2.95E+06
Cs-134	6.85E+09	6.85E+09	6.85E+09	6.85E+09	6.85E+09	6.85E+09	6.85E+09	8.00E+09
Cs-136	1.49E+08	1.49E+08	1.49E+08	1.49E+08	1.49E+08	1.49E+08	1.49E+08	1.69E+08
Cs-137	1.03E+10	1.03E+10	1.03E+10	1.03E+10	1.03E+10	1.03E+10	1.03E+10	1.20E+10
Cs-138	3.59E+05	3.59E+05	3.59E+05	3.59E+05	3.59E+05	3.59E+05	3.59E+05	4.10E+05
Ba-139	1.06E+05	1.06E+05	1.06E+05	1.06E+05	1.06E+05	1.06E+05	1.06E+05	1.19E+05
Ba-140	2.05E+07	2.05E+07	2.05E+07	2.05E+07	2.05E+07	2.05E+07	2.05E+07	2.35E+07
Ba-141	4.11E+04	4.11E+04	4.11E+04	4.11E+04	4.11E+04	4.11E+04	4.11E+04	4.68E+04
Ba-142	4.49E+04	4.49E+04	4.49E+04	4.49E+04	4.49E+04	4.49E+04	4.49E+04	5.11E+04
La-140	1.92E+07	1.92E+07	1.92E+07	1.92E+07	1.92E+07	1.92E+07	1.92E+07	2.18E+07
La-142	7.60E+05	7.60E+05	7.60E+05	7.60E+05	7.60E+05	7.60E+05	7.60E+05	9.12E+05
Ce-141	1.37E+07	1.37E+07	1.37E+07	1.37E+07	1.37E+07	1.37E+07	1.37E+07	1.54E+07
Ce-143	2.31E+06	2.31E+06	2.31E+06	2.31E+06	2.31E+06	2.31E+06	2.31E+06	2.63E+06
Ce-144	6.96E+07	6.96E+07	6.96E+07	6.96E+07	6.96E+07	6.96E+07	6.96E+07	8.04E+07
Pr-143	0.00E+00	0.00E+00	0.00E+00	0.00E+00	0.00E+00	0.00E+00	0.00E+00	0.00E+00
Pr-144	1.83E+03	1.83E+03	1.83E+03	1.83E+03	1.83E+03	1.83E+03	1.83E+03	2.11E+03
Nd-147	8.39E+05	8.39E+05	8.39E+05	8.39E+05	8.39E+05	8.39E+05	8.39E+05	1.01E+06
W-187	2.35E+06	2.35E+06	2.35E+06	2.35E+06	2.35E+06	2.35E+06	2.35E+06	2.73E+06
Np-239	1.71E+06	1.71E+06	1.71E+06	1.71E+06	1.71E+06	1.71E+06	1.71E+06	1.98E+06
Co-57	1.89E+06	1.89E+06	1.89E+06	1.89E+06	1.89E+06	1.89E+06	1.89E+06	2.07E+06
Br-82	2.14E+06	2.14E+06	2.14E+06	2.14E+06	2.14E+06	2.14E+06	2.14E+06	2.47E+06
Nb-97	1.76E+05	1.76E+05	1.76E+05	1.76E+05	1.76E+05	1.76E+05	1.76E+05	2.07E+05
Sb-124	5.98E+07	5.98E+07	5.98E+07	5.98E+07	5.98E+07	5.98E+07	5.98E+07	6.90E+07
Sb-125	2.33E+09	2.33E+09	2.33E+09	2.33E+09	2.33E+09	2.33E+09	2.33E+09	2.63E+09
Sb-126	5.06E+08	5.06E+08	5.06E+08	5.06E+08	5.06E+08	5.06E+08	5.06E+08	5.69E+08

\* R VALUES IN UNITS OF MREM/YR PER  $\mu\text{Ci}/\text{M}^3$  FOR INHALATION AND TRITIUM, AND IN UNITS OF  $\text{M}^2$ -MREM/YR PER  $\mu\text{Ci}/\text{SEC}$  FOR ALL OTHERS.

<b>H</b>	<b>OFFSITE DOSE CALCULATION MANUAL (ODCM)</b>	NUMBER:	<b>H4</b>
		REV:	<b>24</b>
		Page 119 of 231	

**Table 5.5-2 R Values for the Prairie Island Nuclear Generating Plant\*  
- Vegetable, Adult**

PATHWAY = VEGETABLE  
AGE GROUP = ADULT

NUCLIDE	BONE	LIVER	T. BODY	THYROID	KIDNEY	LUNG	GI-LLI	SKIN
H-3	0.00E+00	2.26E+03	2.26E+03	2.26E+03	2.26E+03	2.26E+03	2.26E+03	2.26E+03
C-14	1.43E+10	2.87E+09	2.87E+09	2.87E+09	2.87E+09	2.87E+09	2.87E+09	0.00E+00
Na-24	1.37E+08	1.37E+08	1.37E+08	1.37E+08	1.37E+08	1.37E+08	1.37E+08	0.00E+00
P-32	1.53E+09	1.03E+08	5.92E+07	0.00E+00	0.00E+00	0.00E+00	1.72E+08	0.00E+00
Cr-51	0.00E+00	0.00E+00	4.49E+04	2.75E+04	1.01E+04	6.09E+04	1.15E+07	0.00E+00
Mn-54	0.00E+00	3.08E+08	5.87E+07	0.00E+00	9.16E+07	0.00E+00	9.43E+08	0.00E+00
MN-56	0.00E+00	1.59E+01	2.83E+00	0.00E+00	2.02E+01	0.00E+00	5.09E+02	0.00E+00
Fe-55	2.00E+08	1.38E+08	3.22E+07	0.00E+00	0.00E+00	7.69E+07	7.91E+07	0.00E+00
Fe-59	1.24E+08	2.90E+08	1.11E+08	0.00E+00	0.00E+00	8.11E+07	9.68E+08	0.00E+00
Co-58	0.00E+00	2.99E+07	6.71E+07	0.00E+00	0.00E+00	0.00E+00	6.07E+08	0.00E+00
Co-60	0.00E+00	1.66E+08	3.67E+08	0.00E+00	0.00E+00	0.00E+00	3.13E+09	0.00E+00
Ni-63	1.20E+08	8.31E+08	4.02E+08	0.00E+00	0.00E+00	0.00E+00	1.73E+08	0.00E+00
Ni-65	6.16E+01	8.01E+00	3.65E+00	0.00E+00	0.00E+00	0.00E+00	2.03E+02	0.00E+00
Cu-64	0.00E+00	9.42E+03	4.42E+03	0.00E+00	2.37E+04	0.00E+00	8.03E+05	0.00E+00
Zn-65	4.01E+08	1.28E+09	5.77E+08	0.00E+00	8.54E+08	0.00E+00	8.04E+08	0.00E+00
Zn-69	5.61E-06	1.07E-05	7.46E-07	0.00E+00	6.97E-06	0.00E+00	1.61E-06	1.00E+00
Br-83	0.00E+00	0.00E+00	9.95E-179	0.00E+00	0.00E+00	0.00E+00	1.43E-178	2.00E+00
Br-84	0.00E+00	0.00E+00	2.57E-11	0.00E+00	0.00E+00	0.00E+00	2.02E-16	3.00E+00
Br-85	0.00E+00	0.00E+00	5.88E-144	0.00E+00	0.00E+00	0.00E+00	0.00E+00	4.00E+00
Rb-86	0.00E+00	2.21E+08	1.03E+08	0.00E+00	0.00E+00	0.00E+00	4.36E+07	5.00E+00
Rb-88	0.00E+00	3.47E-22	1.84E-22	0.00E+00	0.00E+00	0.00E+00	4.79E-33	6.00E+00
Rb-89	0.00E+00	3.34E-26	2.35E-26	0.00E+00	0.00E+00	0.00E+00	1.94E-39	0.00E+00
Sr-89	1.01E+10	0.00E+00	2.90E+08	0.00E+00	0.00E+00	0.00E+00	1.62E+09	0.00E+00
Sr-90	6.71E+11	0.00E+00	1.65E+11	0.00E+00	0.00E+00	0.00E+00	1.94E+10	0.00E+00
Sr-91	3.05E+05	0.00E+00	1.23E+04	0.00E+00	0.00E+00	0.00E+00	1.45E+06	0.00E+00
Sr-92	4.27E+02	0.00E+00	1.85E+01	0.00E+00	0.00E+00	0.00E+00	8.47E+03	0.00E+00
Y-90	1.51E+02	0.00E+00	4.06E+00	0.00E+00	0.00E+00	0.00E+00	1.60E+06	0.00E+00
Y-91M	5.24E-09	0.00E+00	2.03E-10	0.00E+00	0.00E+00	0.00E+00	1.54E-08	0.00E+00
Y-91	4.99E+06	0.00E+00	1.33E+05	0.00E+00	0.00E+00	0.00E+00	2.74E+09	0.00E+00
Y-92	4.87E-20	0.00E+00	1.42E-21	0.00E+00	0.00E+00	0.00E+00	8.52E-16	0.00E+00
Y-93	1.70E+02	0.00E+00	4.68E+00	0.00E+00	0.00E+00	0.00E+00	5.38E+06	0.00E+00
Zr-95	9.67E+04	3.10E+04	2.10E+04	0.00E+00	4.87E+04	0.00E+00	9.83E+07	0.00E+00
Zr-97	5.23E-03	1.06E-03	4.83E-04	0.00E+00	1.59E-03	0.00E+00	3.27E+02	0.00E+00
Nb-95	1.40E+05	7.79E+04	4.19E+04	0.00E+00	7.70E+04	0.00E+00	4.73E+08	0.00E+00
Mo-99	0.00E+00	7.60E+04	1.45E+04	0.00E+00	1.72E+05	0.00E+00	1.76E+05	0.00E+00
Tc-99M	5.68E-12	1.61E-11	2.05E-10	0.00E+00	2.44E-10	7.87E-12	9.50E-09	0.00E+00
Tc-101	8.43E-31	1.21E-30	1.19E-29	0.00E+00	2.19E-29	6.20E-31	3.65E-42	0.00E+00
Ru-103	4.72E+06	0.00E+00	2.04E+06	0.00E+00	1.80E+07	0.00E+00	5.52E+08	0.00E+00
Ru-105	5.40E+01	0.00E+00	2.13E+01	0.00E+00	6.98E+02	0.00E+00	3.30E+04	0.00E+00
Ru-106	1.94E+08	0.00E+00	2.46E+07	0.00E+00	3.75E+08	0.00E+00	1.26E+10	0.00E+00
Ag-110M	1.13E+07	1.05E+07	6.22E+06	0.00E+00	2.06E+07	0.00E+00	4.27E+09	0.00E+00
Te-125M	1.21E+08	4.39E+07	1.62E+07	3.64E+07	4.92E+08	0.00E+00	4.83E+08	0.00E+00
Te-127M	5.03E+08	1.80E+08	6.13E+07	1.29E+08	2.04E+09	0.00E+00	1.69E+09	0.00E+00
Te-127	5.87E+03	2.11E+03	1.27E+03	4.35E+03	2.39E+04	0.00E+00	4.63E+05	0.00E+00



<b>H</b>	<b>OFFSITE DOSE CALCULATION MANUAL (ODCM)</b>	NUMBER: <b>H4</b>
		REV: <b>24</b>
		Page 120 of 231

**Table 5.5-2 R Values for the Prairie Island Nuclear Generating Plant\*  
- Vegetable, Adult**

PATHWAY = VEGETABLE  
AGE GROUP = ADULT

NUCLIDE	BONE	LIVER	T. BODY	THYROID	KIDNEY	LUNG	GI-LLI	SKIN
Te-129M	2.94E+08	1.10E+08	4.65E+07	1.01E+08	1.23E+09	0.00E+00	1.48E+09	0.00E+00
Te-129	8.06E-04	3.03E-04	1.96E-04	6.19E-04	3.39E-03	0.00E+00	6.09E-04	0.00E+00
Te-131M	9.66E+05	4.72E+05	3.94E+05	7.48E+05	4.79E+06	0.00E+00	4.69E+07	0.00E+00
Te-131	1.60E-15	6.67E-16	5.04E-16	1.31E-15	6.99E-15	0.00E+00	2.26E-16	0.00E+00
Te-132	4.59E+06	2.97E+06	2.79E+06	3.28E+06	2.86E+07	0.00E+00	1.40E+08	0.00E+00
I-130	3.92E+05	1.16E+06	4.56E+05	9.80E+07	1.80E+06	0.00E+00	9.95E+05	0.00E+00
I-131	8.08E+07	1.16E+08	6.62E+07	3.79E+10	1.98E+08	0.00E+00	3.05E+07	0.00E+00
I-132	5.77E+01	1.54E+02	5.40E+01	5.40E+03	2.46E+02	0.00E+00	2.90E+01	0.00E+00
I-133	2.09E+06	3.63E+06	1.11E+06	5.33E+08	6.33E+06	0.00E+00	3.26E+06	0.00E+00
I-134	9.70E-05	2.63E-04	9.42E-05	4.56E-03	4.19E-04	0.00E+00	2.30E-07	0.00E+00
I-135	3.90E+04	1.02E+05	3.77E+04	6.74E+06	1.64E+05	0.00E+00	1.15E+05	0.00E+00
Cs-134	4.55E+09	1.08E+10	8.84E+09	0.00E+00	3.50E+09	1.16E+09	1.89E+08	0.00E+00
Cs-136	4.20E+07	1.66E+08	1.19E+08	0.00E+00	9.22E+07	1.26E+07	1.88E+07	0.00E+00
Cs-137	6.64E+09	9.08E+09	5.95E+09	0.00E+00	3.08E+09	1.02E+09	1.76E+08	0.00E+00
Cs-138	3.94E-11	7.79E-11	3.86E-11	0.00E+00	5.72E-11	5.65E-12	3.32E-16	0.00E+00
Ba-139	2.86E-02	2.04E-05	8.39E-04	0.00E+00	1.91E-05	1.16E-05	5.08E-02	0.00E+00
Ba-140	1.28E+08	1.61E+05	8.41E+06	0.00E+00	5.48E+04	9.23E+04	2.64E+08	0.00E+00
Ba-141	5.08E-22	3.84E-25	1.71E-23	0.00E+00	3.57E-25	2.18E-25	2.39E-31	0.00E+00
Ba-142	6.09E-39	6.27E-42	3.83E-40	0.00E+00	5.29E-42	3.55E-42	8.58E-57	0.00E+00
La-140	1.98E+03	9.97E+02	2.63E+02	0.00E+00	0.00E+00	0.00E+00	7.32E+07	0.00E+00
La-142	2.03E-04	9.21E-05	2.29E-05	0.00E+00	0.00E+00	0.00E+00	6.72E-01	0.00E+00
Ce-141	1.94E+05	1.31E+05	1.49E+04	0.00E+00	6.11E+04	0.00E+00	5.03E+08	0.00E+00
Ce-143	9.98E+02	7.38E+05	8.17E+01	0.00E+00	3.25E+02	0.00E+00	2.76E+07	0.00E+00
Ce-144	3.15E+07	1.32E+07	1.69E+06	0.00E+00	7.81E+06	0.00E+00	1.07E+10	0.00E+00
Pr-143	6.25E+04	2.51E+04	3.10E+03	0.00E+00	1.45E+04	0.00E+00	2.74E+08	0.00E+00
Pr-144	3.13E-26	1.30E-26	1.59E-25	0.00E+00	7.32E-27	0.00E+00	4.50E-33	0.00E+00
Nd-147	2.73E+03	3.15E+03	1.89E+02	0.00E+00	1.84E+03	0.00E+00	1.51E+07	0.00E+00
W-187	3.81E+04	3.18E+04	1.11E+04	0.00E+00	0.00E+00	0.00E+00	1.04E+07	0.00E+00
Np-239	1.43E+03	1.40E+02	7.74E+01	0.00E+00	4.38E+02	0.00E+00	2.88E+07	0.00E+00

\* R VALUES IN UNITS OF MREM/YR PER  $\mu\text{Ci}/\text{M}^3$  FOR INHALATION AND TRITIUM, AND IN UNITS OF  $\text{M}^2$ -MREM/YR PER  $\mu\text{Ci}/\text{SEC}$  FOR ALL OTHERS.

<b>H</b>	<b>OFFSITE DOSE CALCULATION MANUAL (ODCM)</b>	NUMBER:	<b>H4</b>
		REV:	<b>24</b>
	Page 121 of 231		

**Table 5.5-3 R Values for the Prairie Island Nuclear Generating Plant\*  
- Vegetable, Teen**

PATHWAY = VEGETABLE

AGE GROUP = TEEN

NUCLIDE	BONE	LIVER	T. BODY	THYROID	KIDNEY	LUNG	GI-LLI	SKIN
H-3	0.00E+00	2.59E+03	2.59E+03	2.59E+03	2.59E+03	2.59E+03	2.59E+03	2.59E+03
C-14	2.32E+10	4.65E+09	4.65E+09	4.65E+09	4.65E+09	4.65E+09	4.65E+09	0.00E+00
Na-24	2.10E+08	2.10E+08	2.10E+08	2.10E+08	2.10E+08	2.10E+08	2.10E+08	0.00E+00
P-32	1.75E+09	1.09E+08	6.80E+07	0.00E+00	0.00E+00	0.00E+00	1.47E+08	0.00E+00
Cr-51	0.00E+00	0.00E+00	6.10E+04	3.39E+04	1.34E+04	8.71E+04	1.03E+07	0.00E+00
Mn-54	0.00E+00	4.47E+08	8.86E+07	0.00E+00	1.33E+08	0.00E+00	9.17E+08	0.00E+00
MN-56	0.00E+00	1.44E+02	2.56E+00	0.00E+00	1.82E+01	0.00E+00	9.46E+02	0.00E+00
Fe-55	3.10E+08	2.20E+08	5.13E+07	0.00E+00	0.00E+00	1.40E+08	9.53E+07	0.00E+00
Fe-59	1.76E+08	4.10E+08	1.58E+08	0.00E+00	0.00E+00	1.29E+08	9.70E+08	0.00E+00
Co-58	0.00E+00	4.25E+07	9.78E+07	0.00E+00	0.00E+00	0.00E+00	5.85E+08	0.00E+00
Co-60	0.00E+00	2.48E+08	5.58E+08	0.00E+00	0.00E+00	0.00E+00	3.23E+09	0.00E+00
Ni-63	1.85E+10	1.31E+09	6.27E+08	0.00E+00	0.00E+00	0.00E+00	2.08E+08	0.00E+00
Ni-65	5.74E+01	7.33E+00	3.34E+00	0.00E+00	0.00E+00	0.00E+00	3.98E+02	0.00E+00
Cu-64	0.00E+00	8.53E+03	4.01E+03	0.00E+00	2.16E+04	0.00E+00	6.62E+05	0.00E+00
Zn-65	5.36E+08	1.86E+09	8.68E+08	0.00E+00	1.19E+06	0.00E+00	7.88E+08	0.00E+00
Zn-69	5.25E-06	1.00E-05	7.00E-07	0.00E+00	6.54E-06	0.00E+00	1.84E-05	0.00E+00
Br-83	0.00E+00	0.00E+00	9.33E-179	0.00E+00	0.00E+00	0.00E+00	0.00E+00	0.00E+00
Br-84	0.00E+00	0.00E+00	2.34E-11	0.00E+00	0.00E+00	0.00E+00	0.00E+00	0.00E+00
Br-85	0.00E+00	0.00E+00	5.50E-144	0.00E+00	0.00E+00	0.00E+00	0.00E+00	0.00E+00
Rb-86	0.00E+00	2.76E+08	1.30E+08	0.00E+00	0.00E+00	0.00E+00	4.08E+07	0.00E+00
Rb-88	0.00E+00	3.21E-22	1.71E-22	0.00E+00	0.00E+00	0.00E+00	2.75E-29	0.00E+00
Rb-89	0.00E+00	3.01E-26	1.58E-26	0.00E+00	0.00E+00	0.00E+00	4.61E-35	0.00E+00
Sr-89	1.54E+10	0.00E+00	4.41E+08	0.00E+00	0.00E+00	0.00E+00	1.83E+09	0.00E+00
Sr-90	8.33E+11	0.00E+00	2.06E+11	0.00E+00	0.00E+00	0.00E+00	2.34E+10	0.00E+00
Sr-91	2.85E+05	0.00E+00	1.13E+04	0.00E+00	0.00E+00	0.00E+00	1.29E+06	0.00E+00
Sr-92	3.98E+02	0.00E+00	1.70E+01	0.00E+00	0.00E+00	0.00E+00	1.01E+04	0.00E+00
Y-90	1.41E+02	0.00E+00	3.81E+00	0.00E+00	0.00E+00	0.00E+00	1.17E+06	0.00E+00
Y-91M	4.88E-09	0.00E+00	1.87E-10	0.00E+00	0.00E+00	0.00E+00	2.31E-07	0.00E+00
Y-91	7.64E+06	0.00E+00	2.05E+05	0.00E+00	0.00E+00	0.00E+00	3.13E+09	0.00E+00
Y-92	4.57E-20	0.00E+00	1.32E-21	0.00E+00	0.00E+00	0.00E+00	1.25E-15	0.00E+00
Y-93	1.59E+02	0.00E+00	4.36E+00	0.00E+00	0.00E+00	0.00E+00	4.86E+06	0.00E+00
Zr-95	8.67E+04	2.74E+04	1.88E+04	0.00E+00	4.02E+04	0.00E+00	6.31E+07	0.00E+00
Zr-97	4.84E-03	9.58E-04	4.41E-04	0.00E+00	1.45E-03	0.00E+00	2.59E+02	0.00E+00
Nb-95	1.89E+05	1.05E+05	5.78E+04	0.00E+00	1.02E+05	0.00E+00	4.49E+08	0.00E+00
Mo-99	0.00E+00	6.97E+04	1.33E+04	0.00E+00	1.60E+05	0.00E+00	1.25E+05	0.00E+00
Tc-99M	5.01E-12	1.40E-11	1.81E-10	0.00E+00	2.08E-10	7.76E-12	9.18E-09	0.00E+00
Tc-101	7.84E-31	1.11E-30	1.10E-29	0.00E+00	2.02E-29	6.79E-31	1.91E-37	0.00E+00
Ru-103	6.75E+06	0.00E+00	2.89E+06	0.00E+00	2.38E+07	0.00E+00	5.64E+08	0.00E+00
Ru-105	5.02E+01	0.00E+00	1.95E+01	0.00E+00	6.33E+02	0.00E+00	4.05E+04	0.00E+00
Ru-106	3.12E+08	0.00E+00	3.93E+07	0.00E+00	6.02E+08	0.00E+00	1.50E+10	0.00E+00
Ag-110M	1.63E+07	1.54E+07	9.37E+06	0.00E+00	2.94E+07	0.00E+00	4.33E+09	0.00E+00
Te-125M	1.86E+08	6.70E+07	2.49E+07	5.19E+07	0.00E+00	0.00E+00	5.48E+08	0.00E+00
Te-127M	7.95E+08	2.82E+08	9.45E+07	1.89E+08	3.22E+09	0.00E+00	1.98E+09	0.00E+00
Te-127	5.53E+03	1.96E+03	1.19E+03	3.82E+03	2.24E+04	0.00E+00	4.27E+05	0.00E+00

<b>H</b>	<b>OFFSITE DOSE CALCULATION MANUAL (ODCM)</b>	NUMBER:	<b>H4</b>
		REV:	<b>24</b>
		Page 122 of 231	

**Table 5.5-3 R Values for the Prairie Island Nuclear Generating Plant\*  
- Vegetable, Teen**

PATHWAY = VEGETABLE  
AGE GROUP = TEEN

NUCLIDE	BONE	LIVER	T. BODY	THYROID	KIDNEY	LUNG	GI-LLI	SKIN
Te-129M	4.23E+08	1.57E+08	6.70E+07	1.37E+08	1.77E+09	0.00E+00	1.59E+09	0.00E+00
Te-129	7.55E-04	2.81E-04	1.84E-04	5.39E-04	3.17E-03	0.00E+00	4.13E-03	0.00E+00
Te-131M	8.94E+05	4.29E+05	3.58E+05	6.45E+05	4.47E+06	0.00E+00	3.44E+07	0.00E+00
Te-131	1.48E-15	6.11E-16	4.64E-16	1.14E-15	6.49E-15	0.00E+00	1.22E-16	0.00E+00
Te-132	4.17E+06	2.64E+06	2.46E+06	2.78E+06	2.53E+07	0.00E+00	8.37E+07	0.00E+00
I-130	3.50E+05	1.01E+06	4.05E+05	8.27E+07	1.56E+06	0.00E+00	7.79E+05	0.00E+00
I-131	7.69E+07	1.08E+08	5.78E+07	3.14E+10	1.85E+08	0.00E+00	2.13E+07	0.00E+00
I-132	5.20E+01	1.36E+02	4.89E+01	4.59E+03	2.14E+02	0.00E+00	5.93E+01	0.00E+00
I-133	1.94E+06	3.29E+06	1.00E+06	4.59E+08	5.77E+06	0.00E+00	2.49E+06	0.00E+00
I-134	8.76E-05	2.32E-04	8.34E-05	3.87E-03	3.66E-04	0.00E+00	3.06E-06	0.00E+00
I-135	3.53E+04	9.07E+04	3.36E+04	5.84E+06	1.43E+05	0.00E+00	1.01E+05	0.00E+00
Cs-134	6.91E+09	1.63E+10	7.55E+09	0.00E+00	5.17E+09	1.97E+09	2.02E+08	0.00E+00
Cs-136	4.28E+07	1.69E+08	1.13E+08	0.00E+00	9.18E+07	1.45E+07	1.36E+07	0.00E+00
Cs-137	1.06E+10	1.41E+10	4.90E+09	0.00E+00	4.79E+09	1.86E+09	2.00E+08	0.00E+00
Cs-138	3.64E-11	6.98E-11	3.49E-11	0.00E+00	5.16E-11	6.00E-12	3.17E-14	0.00E+00
Ba-139	2.69E-02	1.90E-05	7.85E-04	0.00E+00	1.79E-05	1.31E-05	2.40E-01	0.00E+00
Ba-140	1.38E+08	1.69E+05	8.89E+06	0.00E+00	5.73E+04	1.14E+05	2.13E+08	0.00E+00
Ba-141	4.75E-22	3.55E-25	1.59E-23	0.00E+00	3.29E-25	2.43E-25	1.01E-27	0.00E+00
Ba-142	5.61E-39	5.61E-42	3.45E-40	0.00E+00	4.75E-42	3.74E-42	1.72E-50	0.00E+00
La-140	1.81E+03	8.88E+02	2.36E+02	0.00E+00	0.00E+00	0.00E+00	5.10E+07	0.00E+00
La-142	1.86E-04	8.26E-05	2.06E-05	0.00E+00	0.00E+00	0.00E+00	2.51E+00	0.00E+00
Ce-141	2.79E+05	1.86E+05	2.14E+04	0.00E+00	8.77E+04	0.00E+00	5.33E+08	0.00E+00
Ce-143	9.33E+02	6.79E+05	7.58E+01	0.00E+00	3.05E+02	0.00E+00	2.04E+07	0.00E+00
Ce-144	5.05E+07	2.09E+07	2.71E+06	0.00E+00	1.25E+07	0.00E+00	1.27E+10	0.00E+00
Pr-143	6.99E+04	2.79E+04	3.48E+03	0.00E+00	1.62E+04	0.00E+00	2.30E+08	0.00E+00
Pr-144	2.93E-26	1.20E-26	1.49E-27	0.00E+00	6.88E-27	0.00E+00	3.23E-29	0.00E+00
Nd-147	2.67E+03	2.90E+03	1.74E+02	0.00E+00	1.70E+03	0.00E+00	1.05E+07	0.00E+00
W-187	3.54E+04	2.89E+04	1.01E+04	0.00E+00	0.00E+00	0.00E+00	7.81E+06	0.00E+00
Np-239	1.39E+03	1.31E+02	7.26E+01	0.00E+00	4.10E+02	0.00E+00	2.10E+07	0.00E+00

\* R VALUES IN UNITS OF MREM/YR PER  $\mu\text{Ci}/\text{M}^3$  FOR INHALATION AND TRITIUM, AND IN UNITS OF  $\text{M}^2$ -MREM/YR PER  $\mu\text{Ci}/\text{SEC}$  FOR ALL OTHERS.

<b>H</b>	<b>OFFSITE DOSE CALCULATION MANUAL (ODCM)</b>	NUMBER:	<b>H4</b>
		REV:	<b>24</b>
		Page 123 of 231	

**Table 5.5-4 R Values for the Prairie Island Nuclear Generating Plant\*  
- Vegetable, Child**

PATHWAY = VEGETABLE

AGE GROUP = CHILD

NUCLIDE	BONE	LIVER	T. BODY	THYROID	KIDNEY	LUNG	GI-LLI	SKIN
H-3	0.00E+00	4.01E+03	4.01E+03	4.01E+03	4.01E+03	4.01E+03	4.01E+03	4.01E+03
C-14	5.60E+10	1.12E+10	1.12E+10	1.12E+10	1.12E+10	1.12E+10	1.12E+10	0.00E+00
Na-24	4.27E+08	4.27E+08	4.27E+08	4.27E+08	4.27E+08	4.27E+08	4.27E+08	0.00E+00
P-32	3.67E+09	1.72E+08	1.42E+08	0.00E+00	0.00E+00	0.00E+00	1.02E+08	0.00E+00
Cr-51	0.00E+00	0.00E+00	1.16E+05	6.43E+04	1.76E+04	1.17E+05	6.14E+06	0.00E+00
Mn-54	0.00E+00	6.54E+08	1.74E+08	0.00E+00	1.83E+08	0.00E+00	5.49E+08	0.00E+00
MN-56	0.00E+00	1.88E+01	4.20E+00	0.00E+00	2.28E+01	0.00E+00	2.73E+03	0.00E+00
Fe-55	7.63E+08	4.05E+08	1.25E+08	0.00E+00	0.00E+00	2.29E+08	7.50E+07	0.00E+00
Fe-59	3.89E+08	6.30E+08	3.14E+08	0.00E+00	0.00E+00	1.83E+08	6.56E+08	0.00E+00
Co-58	0.00E+00	6.27E+07	1.92E+08	0.00E+00	0.00E+00	0.00E+00	3.66E+08	0.00E+00
Co-60	0.00E+00	3.77E+08	1.11E+09	0.00E+00	0.00E+00	0.00E+00	2.09E+09	0.00E+00
Ni-63	4.55E+10	2.44E+09	1.55E+09	0.00E+00	0.00E+00	0.00E+00	1.64E+08	0.00E+00
Ni-65	1.05E+02	9.91E+00	5.79E+00	0.00E+00	0.00E+00	0.00E+00	1.21E+03	0.00E+00
Cu-64	0.00E+00	1.13E+04	6.80E+03	0.00E+00	2.72E+04	0.00E+00	5.28E+05	0.00E+00
Zn-65	1.03E+09	2.89E+09	1.70E+09	0.00E+00	1.72E+09	0.00E+00	4.81E+08	0.00E+00
Zn-69	9.69E-06	1.40E-05	1.29E-06	0.00E+00	8.49E-06	0.00E+00	8.83E-04	0.00E+00
Br-83	0.00E+00	0.00E+00	1.72E-178	0.00E+00	0.00E+00	0.00E+00	0.00E+00	0.00E+00
Br-84	0.00E+00	0.00E+00	3.97E-11	0.00E+00	0.00E+00	0.00E+00	0.00E+00	0.00E+00
Br-85	0.00E+00	0.00E+00	1.02E-143	0.00E+00	0.00E+00	0.00E+00	0.00E+00	0.00E+00
Rb-86	0.00E+00	4.55E+08	2.80E+08	0.00E+00	0.00E+00	0.00E+00	2.93E+07	0.00E+00
Rb-88	0.00E+00	4.43E-22	3.08E-22	0.00E+00	0.00E+00	0.00E+00	2.17E-23	0.00E+00
Rb-89	0.00E+00	3.96E-26	3.52E-26	0.00E+00	0.00E+00	0.00E+00	3.46E-28	0.00E+00
Sr-89	3.66E+10	0.00E+00	1.05E+09	0.00E+00	0.00E+00	0.00E+00	1.42E+09	0.00E+00
Sr-90	1.38E+12	0.00E+00	3.50E+11	0.00E+00	0.00E+00	0.00E+00	1.86E+10	0.00E+00
Sr-91	5.25E+05	0.00E+00	1.98E+04	0.00E+00	0.00E+00	0.00E+00	1.16E+06	0.00E+00
Sr-92	7.29E+02	0.00E+00	2.92E+01	0.00E+00	0.00E+00	0.00E+00	1.38E+04	0.00E+00
Y-90	2.62E+02	0.00E+00	7.02E+00	0.00E+00	0.00E+00	0.00E+00	7.47E+05	0.00E+00
Y-91M	8.95E-09	0.00E+00	4.43E-10	0.00E+00	0.00E+00	0.00E+00	1.75E-05	0.00E+00
Y-91	1.82E+07	0.00E+00	4.86E+05	0.00E+00	0.00E+00	0.00E+00	2.42E+09	0.00E+00
Y-92	8.42E-20	0.00E+00	2.41E-21	0.00E+00	0.00E+00	0.00E+00	2.43E-15	0.00E+00
Y-93	2.93E+02	0.00E+00	8.05E+00	0.00E+00	0.00E+00	0.00E+00	4.37E+06	0.00E+00
Zr-95	1.52E+05	3.34E+04	2.98E+04	0.00E+00	4.79E+04	0.00E+00	3.49E+07	0.00E+00
Zr-97	8.84E-03	1.28E-03	7.54E-04	0.00E+00	1.83E-03	0.00E+00	1.93E+02	0.00E+00
Nb-95	4.04E+05	1.57E+05	1.12E+05	0.00E+00	1.48E+05	0.00E+00	2.91E+08	0.00E+00
Mo-99	0.00E+00	9.52E+04	2.36E+04	0.00E+00	2.03E+05	0.00E+00	7.88E+04	0.00E+00
Tc-99M	8.63E-12	1.69E-11	2.80E-10	0.00E+00	2.46E-10	8.59E-12	9.63E-09	0.00E+00
Tc-101	1.44E-30	1.51E-30	1.91E-29	0.00E+00	2.57E-29	7.98E-31	4.80E-30	0.00E+00
Ru-103	1.52E+07	0.00E+00	5.84E+06	0.00E+00	3.82E+07	0.00E+00	3.93E+08	0.00E+00
Ru-105	9.19E+01	0.00E+00	3.33E+01	0.00E+00	8.08E+02	0.00E+00	6.00E+04	0.00E+00
Ru-106	7.52E+08	0.00E+00	9.38E+07	0.00E+00	1.02E+09	0.00E+00	1.17E+10	0.00E+00
Ag-110M	3.45E+07	2.33E+07	1.86E+07	0.00E+00	4.34E+07	0.00E+00	2.77E+09	0.00E+00
Te-125M	4.39E+08	1.19E+08	5.86E+07	1.23E+08	0.00E+00	0.00E+00	4.24E+08	0.00E+00
Te-127M	1.90E+09	5.13E+08	2.26E+08	4.55E+08	5.43E+09	0.00E+00	1.54E+09	0.00E+00
Te-127	1.02E+04	2.75E+03	2.19E+03	7.07E+03	2.91E+04	0.00E+00	3.99E+05	0.00E+00

<b>H</b>	<b>OFFSITE DOSE CALCULATION MANUAL (ODCM)</b>	<b>NUMBER:</b>  <b>H4</b>
		<b>REV:</b> <b>24</b>
		Page 124 of 231

**Table 5.5-4 R Values for the Prairie Island Nuclear Generating Plant\*  
- Vegetable, Child**

PATHWAY = VEGETABLE  
AGE GROUP = CHILD

NUCLIDE	BONE	LIVER	T. BODY	THYROID	KIDNEY	LUNG	GI-LLI	SKIN
Te-129M	9.84E+08	2.75E+08	1.53E+08	3.17E+08	2.89E+09	0.00E+00	1.20E+09	0.00E+00
Te-129	1.40E-03	3.90E-04	3.32E-04	9.97E-04	4.09E-03	0.00E+00	8.70E-02	0.00E+00
Te-131M	1.63E+06	5.65E+05	6.01E+05	1.16E+06	5.47E+06	0.00E+00	2.29E+07	0.00E+00
Te-131	2.73E-15	8.33E-16	8.13E-16	2.09E-15	8.26E-15	0.00E+00	1.43E-14	0.00E+00
Te-132	7.47E+06	3.31E+06	4.00E+06	4.82E+06	3.07E+07	0.00E+00	3.33E+07	0.00E+00
I-130	6.15E+05	1.24E+06	6.40E+05	1.37E+08	1.86E+06	0.00E+00	5.81E+05	0.00E+00
I-131	1.43E+08	1.44E+08	8.17E+07	4.76E+10	2.36E+08	0.00E+00	1.28E+07	0.00E+00
I-132	9.24E+01	1.70E+02	7.80E+01	7.87E+03	2.60E+02	0.00E+00	2.00E+02	0.00E+00
I-133	3.53E+06	4.37E+06	1.65E+06	8.12E+08	7.28E+06	0.00E+00	1.76E+06	0.00E+00
I-134	1.56E-04	2.89E-04	1.33E-04	6.65E-03	4.42E-04	0.00E+00	1.92E-04	0.00E+00
I-135	6.26E+04	1.13E+05	5.33E+04	9.98E+06	1.73E+05	0.00E+00	8.59E+04	0.00E+00
Cs-134	1.56E+10	2.56E+10	5.41E+09	0.00E+00	7.94E+09	2.85E+09	1.38E+08	0.00E+00
Cs-136	8.05E+07	2.21E+08	1.43E+08	0.00E+00	1.18E+08	1.76E+07	7.78E+06	0.00E+00
Cs-137	2.50E+10	2.39E+10	3.53E+09	0.00E+00	7.79E+09	2.80E+09	1.50E+08	0.00E+00
Cs-138	6.62E-11	9.20E-11	5.83E-11	0.00E+00	6.47E-11	6.96E-12	4.24E-11	0.00E+00
Ba-139	4.97E-02	2.65E-05	1.44E-03	0.00E+00	2.32E-05	1.56E-05	2.87E+00	0.00E+00
Ba-140	2.76E+08	2.42E+05	1.61E+07	0.00E+00	7.88E+04	1.44E+05	1.40E+08	0.00E+00
Ba-141	8.76E-22	4.91E-25	2.85E-23	0.00E+00	4.24E-25	2.88E-24	4.99E-22	0.00E+00
Ba-142	1.02E-38	7.31E-42	5.67E-40	0.00E+00	5.92E-42	4.30E-42	1.32E-40	0.00E+00
La-140	3.25E+03	1.13E+03	3.54E+02	0.00E+00	0.00E+00	0.00E+00	3.16E+07	0.00E+00
La-142	3.37E-04	1.07E-04	3.36E-05	0.00E+00	0.00E+00	0.00E+00	2.13E+01	0.00E+00
Ce-141	6.47E+05	3.23E+05	4.79E+04	0.00E+00	1.41E+05	0.00E+00	4.03E+08	0.00E+00
Ce-143	1.72E+03	9.31E+05	1.35E+02	0.00E+00	3.91E+02	0.00E+00	1.36E+07	0.00E+00
Ce-144	1.22E+08	3.82E+07	6.50E+06	0.00E+00	2.11E+07	0.00E+00	9.95E+09	0.00E+00
Pr-143	1.45E+05	4.36E+04	7.21E+03	0.00E+00	2.36E+04	0.00E+00	1.57E+08	0.00E+00
Pr-144	5.44E-26	1.68E-26	2.74E-27	0.00E+00	8.90E-27	0.00E+00	3.62E-23	0.00E+00
Nd-147	4.91E+03	3.98E+03	3.08E+02	0.00E+00	2.18E+03	0.00E+00	6.30E+06	0.00E+00
W-187	6.44E+04	3.81E+04	1.71E+04	0.00E+00	0.00E+00	0.00E+00	5.36E+06	0.00E+00
Np-239	2.56E+03	1.84E+02	1.29E+02	0.00E+00	5.31E+02	0.00E+00	1.36E+07	0.00E+00
Co-57	0.00E+00	2.81E+05	5.70E+05	0.00E+00	0.00E+00	0.00E+00	2.31E+06	0.00E+00
Br-82	0.00E+00	0.00E+00	3.38E+03	0.00E+00	0.00E+00	0.00E+00	0.00E+00	0.00E+00
Nb-97	3.65E-06	6.59E-07	3.08E-07	0.00E+00	7.32E-07	0.00E+00	2.04E-01	0.00E+00
Sb-124	1.42E+07	1.78E+05	4.82E+06	3.03E+04	0.00E+00	7.63E+06	8.59E+07	0.00E+00
Sb-125	4.91E+08	3.79E+06	1.03E+08	4.55E+05	0.00E+00	2.74E+08	1.17E+09	0.00E+00
Sb-126	1.58E+08	2.42E+06	5.69E+07	9.29E+05	0.00E+00	7.56E+07	3.19E+09	0.00E+00

\* R VALUES IN UNITS OF MREM/YR PER  $\mu\text{Ci}/\text{M}^3$  FOR INHALATION AND TRITIUM, AND IN UNITS OF  $\text{M}^2$ -MREM/YR PER  $\mu\text{Ci}/\text{SEC}$  FOR ALL OTHERS.

<b>H</b>	<b>OFFSITE DOSE CALCULATION MANUAL (ODCM)</b>	NUMBER: <b>H4</b>
		REV: <b>24</b>
		Page 125 of 231

**Table 5.5-5 R Values for the Prairie Island Nuclear Generating Plant\*  
- Meat, Adult**

PATHWAY = MEAT

AGE GROUP = ADULT

NUCLIDE	BONE	LIVER	T. BODY	THYROID	KIDNEY	LUNG	GI-LLI	SKIN
H-3	0.00E+00	3.25E+02	3.25E+02	3.25E+02	3.25E+02	3.25E+02	3.25E+02	3.25E+02
C-14	5.38E+09	1.08E+09	1.08E+09	1.08E+09	1.08E+09	1.08E+09	1.08E+09	0.00E+00
Na-24	7.88E+07	7.88E+07	7.88E+07	7.88E+07	7.88E+07	7.88E+07	7.88E+07	0.00E+00
P-32	2.29E+09	1.54E+08	8.86E+07	0.00E+00	0.00E+00	0.00E+00	2.58E+08	0.00E+00
Cr-51	0.00E+00	0.00E+00	3.20E+03	1.96E+03	7.21E+02	4.35E+03	8.24E+05	0.00E+00
Mn-54	0.00E+00	4.96E+06	9.46E+05	0.00E+00	1.47E+06	0.00E+00	1.52E+07	0.00E+00
MN-56	0.00E+00	7.79E-54	1.38E-54	0.00E+00	9.89E-54	0.00E+00	2.49E-52	0.00E+00
Fe-55	1.60E+08	1.11E+08	2.58E+07	0.00E+00	0.00E+00	6.17E+07	6.34E+07	0.00E+00
Fe-59	1.25E+08	2.94E+08	1.13E+08	0.00E+00	0.00E+00	8.21E+07	9.80E+08	0.00E+00
Co-58	0.00E+00	8.87E+06	1.99E+07	0.00E+00	0.00E+00	0.00E+00	1.80E+08	0.00E+00
Co-60	0.00E+00	4.25E+07	9.37E+07	0.00E+00	0.00E+00	0.00E+00	7.98E+08	0.00E+00
Ni-63	1.18E+10	8.16E+08	3.95E+08	0.00E+00	0.00E+00	0.00E+00	1.70E+08	0.00E+00
Ni-65	1.16E-52	1.50E-53	6.85E-54	0.00E+00	0.00E+00	0.00E+00	3.81E-52	0.00E+00
Cu-64	0.00E+00	1.69E-07	7.92E-08	0.00E+00	4.25E-07	0.00E+00	1.44E-05	0.00E+00
Zn-65	2.21E+08	7.03E+08	3.18E+08	0.00E+00	4.70E+08	0.00E+00	4.43E+08	0.00E+00
Zn-69	9.83E-154	1.88E-153	1.31E-154	0.00E+00	1.22E-153	0.00E+00	2.82E-154	0.00E+00
Br-83	0.00E+00	0.00E+00	0.00E+00	0.00E+00	0.00E+00	0.00E+00	0.00E+00	0.00E+00
Br-84	0.00E+00	0.00E+00	3.82E-270	0.00E+00	0.00E+00	0.00E+00	3.00E-275	0.00E+00
Br-85	0.00E+00	0.00E+00	0.00E+00	0.00E+00	0.00E+00	0.00E+00	0.00E+00	0.00E+00
Rb-86	0.00E+00	2.30E+08	1.07E+08	0.00E+00	0.00E+00	0.00E+00	4.53E+07	0.00E+00
Rb-88	0.00E+00	0.00E+00	0.00E+00	0.00E+00	0.00E+00	0.00E+00	0.00E+00	0.00E+00
Rb-89	0.00E+00	0.00E+00	0.00E+00	0.00E+00	0.00E+00	0.00E+00	0.00E+00	0.00E+00
Sr-89	1.47E+08	0.00E+00	4.21E+06	0.00E+00	0.00E+00	0.00E+00	2.35E+07	0.00E+00
Sr-90	7.57E+09	0.00E+00	1.86E+09	0.00E+00	0.00E+00	0.00E+00	2.19E+08	0.00E+00
Sr-91	7.66E-11	0.00E+00	3.09E-12	0.00E+00	0.00E+00	0.00E+00	3.65E-10	0.00E+00
Sr-92	6.05E-50	0.00E+00	2.62E-51	0.00E+00	0.00E+00	0.00E+00	1.20E-48	0.00E+00
Y-90	2.86E-19	0.00E+00	7.67E-21	0.00E+00	0.00E+00	0.00E+00	3.03E-15	0.00E+00
Y-91M	3.80E-174	0.00E+00	1.47E-175	0.00E+00	0.00E+00	0.00E+00	1.12E-173	0.00E+00
Y-91	5.43E+06	0.00E+00	1.45E+05	0.00E+00	0.00E+00	0.00E+00	2.99E+09	0.00E+00
Y-92	0.00E+00	0.00E+00	0.00E+00	0.00E+00	0.00E+00	0.00E+00	0.00E+00	0.00E+00
Y-93	2.36E-11	0.00E+00	6.52E-13	0.00E+00	0.00E+00	0.00E+00	7.49E-07	0.00E+00
Zr-95	5.05E+04	1.62E+04	1.10E+04	0.00E+00	2.54E+04	0.00E+00	5.13E+07	0.00E+00
Zr-97	1.03E-83	2.08E-84	9.50E-85	0.00E+00	3.14E-84	0.00E+00	6.44E-79	0.00E+00
Nb-95	1.07E+06	5.96E+05	3.20E+05	0.00E+00	5.89E+05	0.00E+00	3.62E+09	0.00E+00
Mo-99	0.00E+00	1.13E-16	2.15E-17	0.00E+00	2.56E-16	0.00E+00	2.62E-16	0.00E+00
Tc-99M	1.37E-238	3.86E-238	4.91E-237	0.00E+00	5.86E-237	1.89E-238	2.28E-235	0.00E+00
Tc-101	0.00E+00	0.00E+00	0.00E+00	0.00E+00	0.00E+00	0.00E+00	0.00E+00	0.00E+00
Ru-103	4.94E+07	0.00E+00	2.13E+07	0.00E+00	1.89E+08	0.00E+00	5.77E+09	0.00E+00
Ru-105	2.94E-28	0.00E+00	1.16E-28	0.00E+00	3.80E-27	0.00E+00	1.80E-25	0.00E+00
Ru-106	1.54E+09	0.00E+00	1.95E+08	0.00E+00	2.98E+09	0.00E+00	9.99E+10	0.00E+00
Ag-110M	3.76E+06	3.48E+06	2.07E+06	0.00E+00	6.84E+06	0.00E+00	1.42E+09	0.00E+00
Te-125M	1.95E+08	7.08E+07	2.62E+07	5.88E+07	7.95E+08	0.00E+00	7.80E+08	0.00E+00
Te-127M	7.05E+08	2.52E+08	8.59E+07	1.80E+08	2.86E+09	0.00E+00	2.36E+09	0.00E+00
Te-127	8.57E-11	3.08E-11	1.85E-11	6.35E-11	3.49E-10	0.00E+00	6.76E-09	0.00E+00

<b>H</b>	<b>OFFSITE DOSE CALCULATION MANUAL (ODCM)</b>	NUMBER: <b>H4</b>
		REV: <b>24</b>
		Page 126 of 231

**Table 5.5-5 R Values for the Prairie Island Nuclear Generating Plant\*  
- Meat, Adult**

PATHWAY = MEAT  
AGE GROUP = ADULT

NUCLIDE	BONE	LIVER	T. BODY	THYROID	KIDNEY	LUNG	GI-LLI	SKIN
Te-129M	5.71E+08	2.13E+08	9.03E+07	1.96E+08	2.38E+09	0.00E+00	2.87E+09	0.00E+00
Te-129	2.42E-121	9.09E-122	5.89E-122	1.86E-121	1.02E-120	0.00E+00	1.83E-121	0.00E+00
Te-131M	2.31E+02	1.13E+02	9.40E+01	1.79E+02	1.14E+03	0.00E+00	1.12E+04	0.00E+00
Te-131	0.00E+00	0.00E+00	0.00E+00	0.00E+00	0.00E+00	0.00E+00	0.00E+00	0.00E+00
Te-132	7.28E+05	4.71E+05	4.42E+05	5.20E+05	4.53E+06	0.00E+00	2.23E+07	0.00E+00
I-130	1.04E-06	3.06E-06	1.21E-06	2.59E-04	4.77E-06	0.00E+00	2.63E-06	0.00E+00
I-131	5.28E+06	7.55E+06	4.33E+06	2.48E+09	1.29E+07	0.00E+00	1.99E+06	0.00E+00
I-132	3.59E-59	9.61E-59	3.36E-59	3.36E-57	1.53E-58	0.00E+00	1.81E-59	0.00E+00
I-133	1.83E-01	3.19E-01	9.72E-02	4.68E+01	5.56E-01	0.00E+00	2.87E-01	0.00E+00
I-134	5.77E-162	1.57E-161	5.60E-162	2.72E-160	2.49E-161	0.00E+00	1.37E-164	0.00E+00
I-135	2.24E-17	5.86E-17	2.16E-17	3.86E-15	9.39E-17	0.00E+00	6.62E-17	0.00E+00
Cs-134	3.62E+08	8.61E+08	7.04E+08	0.00E+00	2.79E+08	9.26E+07	1.51E+07	0.00E+00
Cs-136	5.66E+06	2.23E+07	1.61E+07	0.00E+00	1.24E+07	1.70E+06	2.54E+06	0.00E+00
Cs-137	5.10E+08	6.98E+08	4.57E+08	0.00E+00	2.37E+08	7.88E+07	1.35E+07	0.00E+00
Cs-138	1.53E-267	3.03E-267	1.50E-267	0.00E+00	2.22E-267	2.20E-268	1.29E-272	0.00E+00
Ba-139	6.54E-102	4.66E-105	1.92E-103	0.00E+00	4.36E-105	2.64E-105	1.16E-101	0.00E+00
Ba-140	1.38E+07	1.73E+04	9.02E+05	0.00E+00	5.88E+03	9.90E+03	2.84E+07	0.00E+00
Ba-141	0.00E+00	0.00E+00	0.00E+00	0.00E+00	0.00E+00	0.00E+00	0.00E+00	0.00E+00
Ba-142	0.00E+00	0.00E+00	0.00E+00	0.00E+00	0.00E+00	0.00E+00	0.00E+00	0.00E+00
La-140	1.86E-02	9.36E-03	2.47E-03	0.00E+00	0.00E+00	0.00E+00	6.87E+02	0.00E+00
La-142	1.80E-92	8.19E-93	2.04E-93	0.00E+00	0.00E+00	0.00E+00	5.98E-89	0.00E+00
Ce-141	6.54E+03	4.42E+03	5.02E+02	0.00E+00	2.05E+03	0.00E+00	1.69E+07	0.00E+00
Ce-143	1.01E-02	7.44E+00	8.23E-04	0.00E+00	3.27E-03	0.00E+00	2.78E+02	0.00E+00
Ce-144	7.72E+05	3.23E+05	4.14E+04	0.00E+00	1.91E+05	0.00E+00	2.61E+08	0.00E+00
Pr-143	1.00E+04	4.01E+03	4.96E+02	0.00E+00	2.32E+03	0.00E+00	4.38E+07	0.00E+00
Pr-144	0.00E+00	0.00E+00	0.00E+00	0.00E+00	0.00E+00	0.00E+00	0.00E+00	0.00E+00
Nd-147	6.72E-03	7.77E-03	4.65E-04	0.00E+00	4.54E-03	0.00E+00	3.73E+01	0.00E+00
W-187	1.04E-02	8.67E-03	3.03E-03	0.00E+00	0.00E+00	0.00E+00	2.84E+00	0.00E+00
Np-239	1.30E-01	1.28E-02	7.03E-03	0.00E+00	3.98E-02	0.00E+00	2.62E+03	0.00E+00

\* R VALUES IN UNITS OF MREM/YR PER  $\mu\text{CI}/\text{M}^3$  FOR INHALATION AND TRITIUM, AND IN UNITS OF  $\text{M}^2$  -MREM/YR PER  $\mu\text{CI}/\text{SEC}$  FOR ALL OTHERS.

<b>H</b>	<b>OFFSITE DOSE CALCULATION MANUAL (ODCM)</b>	NUMBER:	<b>H4</b>
		REV:	<b>24</b>
		Page 127 of 231	

**Table 5.5-6 R Values for the Prairie Island Nuclear Generating Plant\*  
- Meat, Teen**

PATHWAY = MEAT

AGE GROUP = TEEN

NUCLIDE	BONE	LIVER	T. BODY	THYROID	KIDNEY	LUNG	GI-LLI	SKIN
H-3	0.00E+00	1.94E+02	1.94E+02	1.94E+02	1.94E+02	1.94E+02	1.94E+02	1.94E+02
C-14	4.54E+09	9.08E+08	9.08E+08	9.08E+08	9.08E+08	9.08E+08	9.08E+08	0.00E+00
Na-24	6.30E+07	6.30E+07	6.30E+07	6.30E+07	6.30E+07	6.30E+07	6.30E+07	0.00E+00
P-32	1.94E+09	1.20E+08	7.51E+07	0.00E+00	0.00E+00	0.00E+00	1.63E+08	0.00E+00
Cr-51	0.00E+00	0.00E+00	2.62E+03	1.46E+03	5.74E+02	3.74E+03	4.40E+05	0.00E+00
Mn-54	0.00E+00	3.78E+06	7.50E+05	0.00E+00	1.13E+06	0.00E+00	7.75E+06	0.00E+00
MN-56	0.00E+00	6.33E-53	1.13E-54	0.00E+00	8.01E-54	0.00E+00	4.16E-52	0.00E+00
Fe-55	1.30E+08	9.22E+07	2.15E+07	0.00E+00	0.00E+00	5.85E+07	3.99E+07	0.00E+00
Fe-59	1.00E+08	2.33E+08	9.01E+07	0.00E+00	0.00E+00	7.36E+07	5.52E+08	0.00E+00
Co-58	0.00E+00	6.84E+06	1.58E+07	0.00E+00	0.00E+00	0.00E+00	9.43E+07	0.00E+00
Co-60	0.00E+00	3.30E+07	7.42E+07	0.00E+00	0.00E+00	0.00E+00	4.29E+08	0.00E+00
Ni-63	9.47E+09	6.69E+08	3.21E+08	0.00E+00	0.00E+00	0.00E+00	1.06E+08	0.00E+00
Ni-65	9.69E-53	1.24E-53	5.64E-54	0.00E+00	0.00E+00	0.00E+00	6.71E-52	0.00E+00
Cu-64	0.00E+00	1.38E-07	6.47E-08	0.00E+00	3.48E-07	0.00E+00	1.07E-05	0.00E+00
Zn-65	1.55E+08	5.40E+08	2.52E+08	0.00E+00	3.45E+05	0.00E+00	2.29E+08	0.00E+00
Zn-69	8.29E-154	1.58E-153	1.11E-154	0.00E+00	1.03E-153	0.00E+00	2.91E-153	0.00E+00
Br-83	0.00E+00	0.00E+00	0.00E+00	0.00E+00	0.00E+00	0.00E+00	0.00E+00	0.00E+00
Br-84	0.00E+00	0.00E+00	3.13E-270	0.00E+00	0.00E+00	0.00E+00	0.00E+00	0.00E+00
Br-85	0.00E+00	0.00E+00	0.00E+00	0.00E+00	0.00E+00	0.00E+00	0.00E+00	0.00E+00
Rb-86	0.00E+00	1.92E+08	9.00E+07	0.00E+00	0.00E+00	0.00E+00	2.84E+07	0.00E+00
Rb-88	0.00E+00	0.00E+00	0.00E+00	0.00E+00	0.00E+00	0.00E+00	0.00E+00	0.00E+00
Rb-89	0.00E+00	0.00E+00	0.00E+00	0.00E+00	0.00E+00	0.00E+00	0.00E+00	0.00E+00
Sr-89	1.24E+08	0.00E+00	3.55E+06	0.00E+00	0.00E+00	0.00E+00	1.47E+07	0.00E+00
Sr-90	4.90E+09	0.00E+00	1.21E+09	0.00E+00	0.00E+00	0.00E+00	1.37E+08	0.00E+00
Sr-91	6.44E-11	0.00E+00	2.56E-12	0.00E+00	0.00E+00	0.00E+00	2.92E-10	0.00E+00
Sr-92	5.07E-50	0.00E+00	2.16E-51	0.00E+00	0.00E+00	0.00E+00	1.29E-48	0.00E+00
Y-90	2.41E-19	0.00E+00	6.48E-21	0.00E+00	0.00E+00	0.00E+00	1.98E-15	0.00E+00
Y-91M	3.19E-174	0.00E+00	1.22E-175	0.00E+00	0.00E+00	0.00E+00	1.50E-172	0.00E+00
Y-91	4.57E+06	0.00E+00	1.23E+05	0.00E+00	0.00E+00	0.00E+00	1.87E+09	0.00E+00
Y-92	0.00E+00	0.00E+00	0.00E+00	0.00E+00	0.00E+00	0.00E+00	0.00E+00	0.00E+00
Y-93	1.99E-11	0.00E+00	5.47E-13	0.00E+00	0.00E+00	0.00E+00	6.09E-07	0.00E+00
Zr-95	4.04E+04	1.28E+04	8.77E+03	0.00E+00	1.87E+04	0.00E+00	2.94E+07	0.00E+00
Zr-97	8.59E-84	1.70E-84	7.83E-85	0.00E+00	2.58E-84	0.00E+00	4.60E-79	0.00E+00
Nb-95	8.36E+05	4.64E+05	2.55E+05	0.00E+00	4.50E+05	0.00E+00	1.98E+09	0.00E+00
Mo-99	0.00E+00	9.34E-17	1.78E-17	0.00E+00	2.14E-16	0.00E+00	1.67E-16	0.00E+00
Tc-99M	1.08E-238	3.03E-238	3.92E-237	0.00E+00	4.51E-237	1.68E-238	1.99E-235	0.00E+00
Tc-101	0.00E+00	0.00E+00	0.00E+00	0.00E+00	0.00E+00	0.00E+00	0.00E+00	0.00E+00
Ru-103	4.03E+07	0.00E+00	1.72E+07	0.00E+00	1.42E+08	0.00E+00	3.36E+09	0.00E+00
Ru-105	2.46E-28	0.00E+00	9.53E-29	0.00E+00	3.10E-27	0.00E+00	1.98E-25	0.00E+00
Ru-106	1.30E+09	0.00E+00	1.64E+08	0.00E+00	2.51E+09	0.00E+00	6.23E+10	0.00E+00
Ag-110M	2.85E+06	2.69E+06	1.64E+06	0.00E+00	5.14E+06	0.00E+00	7.57E+08	0.00E+00
Te-125M	1.65E+08	5.94E+07	2.21E+07	4.61E+07	0.00E+00	0.00E+00	4.87E+08	0.00E+00
Te-127M	5.95E+08	2.11E+08	7.07E+07	1.41E+08	2.41E+09	0.00E+00	1.48E+09	0.00E+00
Te-127	7.27E-11	2.58E-11	1.56E-11	5.02E-11	2.95E-10	0.00E+00	5.62E-09	0.00E+00



<b>H</b>	<b>OFFSITE DOSE CALCULATION MANUAL (ODCM)</b>	NUMBER: <b>H4</b>
		REV: <b>24</b>
		Page 128 of 231

**Table 5.5-6 R Values for the Prairie Island Nuclear Generating Plant\*  
- Meat, Teen**

PATHWAY = MEAT

AGE GROUP = TEEN

NUCLIDE	BONE	LIVER	T. BODY	THYROID	KIDNEY	LUNG	GI-LLI	SKIN
Te-129M	4.78E+08	1.77E+08	7.57E+07	1.54E+08	2.00E+09	0.00E+00	1.79E+09	0.00E+00
Te-129	2.04E-121	7.60E-122	4.96E-122	1.46E-121	8.56E-121	0.00E+00	1.12E-120	0.00E+00
Te-131M	1.92E+02	9.22E+01	7.69E+01	1.39E+02	9.62E+02	0.00E+00	7.40E+03	0.00E+00
Te-131	0.00E+00	0.00E+00	0.00E+00	0.00E+00	0.00E+00	0.00E+00	0.00E+00	0.00E+00
Te-132	5.96E+05	3.77E+05	3.52E+05	3.98E+05	3.62E+06	0.00E+00	1.19E+07	0.00E+00
I-130	8.35E-07	2.42E-06	9.64E-07	1.97E-04	3.72E-06	0.00E+00	1.86E-06	0.00E+00
I-131	4.39E+06	6.14E+06	3.30E+06	1.79E+09	1.06E+07	0.00E+00	1.22E+06	0.00E+00
I-132	2.92E-59	7.64E-59	2.74E-59	2.57E-57	1.20E-58	0.00E+00	3.33E-59	0.00E+00
I-133	1.53E-01	2.60E-01	7.93E-02	3.63E+01	4.56E-01	0.00E+00	1.97E-01	0.00E+00
I-134	4.69E-162	1.24E-161	4.47E-162	2.07E-160	1.96E-161	0.00E+00	1.64E-163	0.00E+00
I-135	1.82E-17	4.69E-17	1.74E-17	3.01E-15	7.40E-17	0.00E+00	5.19E-17	0.00E+00
Cs-134	2.88E+08	6.78E+08	3.14E+08	0.00E+00	2.15E+08	8.22E+07	8.43E+06	0.00E+00
Cs-136	4.41E+06	1.74E+07	1.17E+07	0.00E+00	9.45E+06	1.49E+06	1.40E+06	0.00E+00
Cs-137	4.24E+08	5.64E+08	1.96E+08	0.00E+00	1.92E+08	7.46E+07	8.02E+06	0.00E+00
Cs-138	1.27E-267	2.44E-267	1.22E-267	0.00E+00	1.80E-267	2.10E-268	1.11E-270	0.00E+00
Ba-139	5.54E-102	3.90E-105	1.61E-103	0.00E+00	3.68E-105	2.69E-105	4.94E-101	0.00E+00
Ba-140	1.14E+07	1.39E+04	7.34E+05	0.00E+00	4.73E+03	9.38E+03	1.76E+07	0.00E+00
Ba-141	0.00E+00	0.00E+00	0.00E+00	0.00E+00	0.00E+00	0.00E+00	0.00E+00	0.00E+00
Ba-142	0.00E+00	0.00E+00	0.00E+00	0.00E+00	0.00E+00	0.00E+00	0.00E+00	0.00E+00
La-140	1.53E-02	7.51E-03	2.00E-03	0.00E+00	0.00E+00	0.00E+00	4.31E+02	0.00E+00
La-142	1.49E-92	6.61E-93	1.65E-93	0.00E+00	0.00E+00	0.00E+00	2.01E-88	0.00E+00
Ce-141	5.49E+03	3.67E+03	4.21E+02	0.00E+00	1.73E+03	0.00E+00	1.05E+07	0.00E+00
Ce-143	8.47E-03	6.16E+00	6.88E-04	0.00E+00	2.76E-03	0.00E+00	1.85E+02	0.00E+00
Ce-144	6.51E+05	2.69E+05	3.50E+04	0.00E+00	1.61E+05	0.00E+00	1.64E+08	0.00E+00
Pr-143	8.42E+03	3.36E+03	4.19E+02	0.00E+00	1.95E+03	0.00E+00	2.77E+07	0.00E+00
Pr-144	0.00E+00	0.00E+00	0.00E+00	0.00E+00	0.00E+00	0.00E+00	0.00E+00	0.00E+00
Nd-147	5.92E-03	6.44E-03	3.86E-04	0.00E+00	3.78E-03	0.00E+00	2.32E+01	0.00E+00
W-187	8.69E-03	7.08E-03	2.48E-03	0.00E+00	0.00E+00	0.00E+00	1.92E+00	0.00E+00
Np-239	1.13E-01	1.07E-02	5.94E-03	0.00E+00	3.36E-02	0.00E+00	1.72E+03	0.00E+00

\* R VALUES IN UNITS OF MREM/YR PER  $\mu\text{Ci}/\text{M}^3$  FOR INHALATION AND TRITIUM, AND IN UNITS OF  $\text{M}^2$  -MREM/YR PER  $\mu\text{Ci}/\text{SEC}$  FOR ALL OTHERS.

<b>H</b>	<b>OFFSITE DOSE CALCULATION MANUAL (ODCM)</b>	NUMBER:	<b>H4</b>
		REV:	<b>24</b>
		Page 129 of 231	

**Table 5.5-7 R Values for the Prairie Island Nuclear Generating Plant\*  
- Meat, Child**

PATHWAY = MEAT  
AGE GROUP = CHILD

NUCLIDE	BONE	LIVER	T. BODY	THYROID	KIDNEY	LUNG	GI-LLI	SKIN
H-3	0.00E+00	2.34E+02	2.34E+02	2.34E+02	2.34E+02	2.34E+02	2.34E+02	2.34E+02
C-14	8.54E+09	1.71E+09	1.71E+09	1.71E+09	1.71E+09	1.71E+09	1.71E+09	0.00E+00
Na-24	1.00E+08	1.00E+08	1.00E+08	1.00E+08	1.00E+08	1.00E+08	1.00E+08	0.00E+00
P-32	3.65E+09	1.71E+08	1.41E+08	0.00E+00	0.00E+00	0.00E+00	1.01E+08	0.00E+00
Cr-51	0.00E+00	0.00E+00	4.08E+03	2.27E+03	6.20E+02	4.14E+03	2.17E+05	0.00E+00
Mn-54	0.00E+00	4.33E+06	1.15E+06	0.00E+00	1.21E+06	0.00E+00	3.63E+06	0.00E+00
MN-56	0.00E+00	8.44E-54	1.88E-54	0.00E+00	1.02E-53	0.00E+00	1.22E-51	0.00E+00
Fe-55	2.49E+08	1.32E+08	4.10E+07	0.00E+00	0.00E+00	7.48E+07	2.45E+07	0.00E+00
Fe-59	1.77E+08	2.87E+08	1.43E+08	0.00E+00	0.00E+00	8.32E+07	2.99E+08	0.00E+00
Co-58	0.00E+00	7.99E+06	2.44E+07	0.00E+00	0.00E+00	0.00E+00	4.66E+07	0.00E+00
Co-60	0.00E+00	3.91E+07	0.00E+00	0.00E+00	0.00E+00	0.00E+00	2.17E+08	0.00E+00
Ni-63	1.82E+10	9.72E+08	6.18E+08	0.00E+00	0.00E+00	0.00E+00	6.55E+07	0.00E+00
Ni-65	1.81E-52	1.70E-53	9.95E-54	0.00E+00	0.00E+00	0.00E+00	2.09E-51	0.00E+00
Cu-64	0.00E+00	1.85E-07	1.12E-07	0.00E+00	4.47E-07	0.00E+00	8.68E-06	0.00E+00
Zn-65	2.33E+08	6.55E+08	3.86E+08	0.00E+00	3.91E+08	0.00E+00	1.09E+08	0.00E+00
Zn-69	1.56E-153	2.25E-153	2.08E-154	0.00E+00	1.37E-153	0.00E+00	1.42E-151	0.00E+00
Br-83	0.00E+00	0.00E+00	0.00E+00	0.00E+00	0.00E+00	0.00E+00	0.00E+00	0.00E+00
Br-84	0.00E+00	0.00E+00	5.42E-270	0.00E+00	0.00E+00	0.00E+00	0.00E+00	0.00E+00
Br-85	0.00E+00	0.00E+00	0.00E+00	0.00E+00	0.00E+00	0.00E+00	0.00E+00	0.00E+00
Rb-86	0.00E+00	2.72E+08	1.67E+08	0.00E+00	0.00E+00	0.00E+00	1.75E+07	0.00E+00
Rb-88	0.00E+00	0.00E+00	0.00E+00	0.00E+00	0.00E+00	0.00E+00	0.00E+00	0.00E+00
Rb-89	0.00E+00	0.00E+00	0.00E+00	0.00E+00	0.00E+00	0.00E+00	0.00E+00	0.00E+00
Sr-89	2.34E+08	0.00E+00	6.69E+06	0.00E+00	0.00E+00	0.00E+00	9.07E+06	0.00E+00
Sr-90	6.33E+09	0.00E+00	1.60E+09	0.00E+00	0.00E+00	0.00E+00	8.52E+07	0.00E+00
Sr-91	1.21E-10	0.00E+00	4.56E-12	0.00E+00	0.00E+00	0.00E+00	2.67E-10	0.00E+00
Sr-92	9.47E-50	0.00E+00	3.80E-51	0.00E+00	0.00E+00	0.00E+00	1.79E-48	0.00E+00
Y-90	4.55E-19	0.00E+00	1.22E-20	0.00E+00	0.00E+00	0.00E+00	1.30E-15	0.00E+00
Y-91M	5.95E-174	0.00E+00	2.94E-175	0.00E+00	0.00E+00	0.00E+00	1.17E-170	0.00E+00
Y-91	8.64E+06	0.00E+00	2.31E+05	0.00E+00	0.00E+00	0.00E+00	1.15E+09	0.00E+00
Y-92	0.00E+00	0.00E+00	0.00E+00	0.00E+00	0.00E+00	0.00E+00	0.00E+00	0.00E+00
Y-93	3.75E-11	0.00E+00	1.03E-12	0.00E+00	0.00E+00	0.00E+00	5.58E-07	0.00E+00
Zr-95	7.18E+04	1.58E+04	1.40E+04	0.00E+00	2.26E+04	0.00E+00	1.65E+07	0.00E+00
Zr-97	1.60E-83	2.31E-84	1.36E-84	0.00E+00	3.31E-84	0.00E+00	3.50E-79	0.00E+00
Nb-95	1.44E+06	5.62E+05	4.02E+05	0.00E+00	5.28E+05	0.00E+00	1.04E+09	0.00E+00
Mo-99	0.00E+00	1.30E-16	3.22E-17	0.00E+00	2.78E-16	0.00E+00	1.07E-16	0.00E+00
Tc-99M	1.90E-238	3.73E-238	6.18E-237	0.00E+00	5.42E-237	1.89E-238	2.12E-235	0.00E+00
Tc-101	0.00E+00	0.00E+00	0.00E+00	0.00E+00	0.00E+00	0.00E+00	0.00E+00	0.00E+00
Ru-103	7.28E+07	0.00E+00	2.80E+07	0.00E+00	1.83E+08	0.00E+00	1.88E+09	0.00E+00
Ru-105	4.58E-28	0.00E+00	1.66E-28	0.00E+00	4.03E-27	0.00E+00	2.99E-25	0.00E+00
Ru-106	2.45E+09	0.00E+00	3.05E+08	0.00E+00	3.30E+09	0.00E+00	3.81E+10	0.00E+00
Ag-110M	4.72E+06	3.19E+06	2.55E+06	0.00E+00	5.94E+06	0.00E+00	3.79E+08	0.00E+00
Te-125M	3.10E+08	8.40E+07	4.13E+07	8.69E+07	0.00E+00	0.00E+00	2.99E+08	0.00E+00
Te-127M	1.12E+09	3.02E+08	1.33E+08	2.68E+08	3.20E+09	0.00E+00	9.08E+08	0.00E+00
Te-127	1.37E-10	3.69E-11	2.93E-11	9.46E-11	3.89E-10	0.00E+00	5.34E-09	0.00E+00

<b>H</b>	<b>OFFSITE DOSE CALCULATION MANUAL (ODCM)</b>	NUMBER:
		<b>H4</b>
		REV: <b>24</b>
		Page 130 of 231

**Table 5.5-7 R Values for the Prairie Island Nuclear Generating Plant\*  
- Meat, Child**

PATHWAY = MEAT  
AGE GROUP = CHILD

NUCLIDE	BONE	LIVER	T. BODY	THYROID	KIDNEY	LUNG	GI-LLI	SKIN
Te-129M	9.01E+08	2.52E+08	1.40E+08	2.90E+08	2.64E+09	0.00E+00	1.10E+09	0.00E+00
Te-129	3.85E-121	1.07E-121	9.13E-122	2.74E-121	1.13E-120	0.00E+00	2.39E-119	0.00E+00
Te-131M	3.58E+02	1.24E+02	1.32E+02	2.55E+02	1.20E+03	0.00E+00	5.02E+03	0.00E+00
Te-131	0.00E+00	0.00E+00	0.00E+00	0.00E+00	0.00E+00	0.00E+00	0.00E+00	0.00E+00
Te-132	1.09E+06	4.81E+05	5.81E+05	7.01E+05	4.47E+06	0.00E+00	4.84E+06	0.00E+00
I-130	1.49E-06	3.02E-06	1.55E-06	3.32E-04	4.51E-06	0.00E+00	1.41E-06	0.00E+00
I-131	8.14E+06	8.19E+06	4.65E+06	2.71E+09	1.34E+07	0.00E+00	7.29E+05	0.00E+00
I-132	5.28E-59	9.70E-59	4.46E-59	4.50E-57	1.48E-58	0.00E+00	1.14E-58	0.00E+00
I-133	2.85E-01	3.52E-01	1.33E-01	6.54E+01	5.87E-01	0.00E+00	1.42E-01	0.00E+00
I-134	8.50E-162	1.58E-161	7.26E-162	3.63E-160	2.41E-161	0.00E+00	1.05E-161	0.00E+00
I-135	3.29E-17	5.93E-17	2.80E-17	5.25E-15	9.09E-17	0.00E+00	4.52E-17	0.00E+00
Cs-134	5.08E+08	8.33E+08	1.76E+08	0.00E+00	2.58E+08	9.26E+07	4.49E+06	0.00E+00
Cs-136	7.62E+06	2.09E+07	1.35E+07	0.00E+00	1.11E+07	1.66E+06	7.36E+05	0.00E+00
Cs-137	7.81E+08	7.47E+08	1.10E+08	0.00E+00	2.43E+08	8.76E+07	4.68E+06	0.00E+00
Cs-138	2.36E-267	3.28E-267	2.08E-267	0.00E+00	2.31E-267	2.48E-268	1.51E-267	0.00E+00
Ba-139	1.04E-101	5.56E-105	3.02E-103	0.00E+00	4.85E-105	3.27E-105	6.01E-100	0.00E+00
Ba-140	2.10E+07	1.84E+04	1.23E+06	0.00E+00	5.99E+03	1.10E+04	1.06E+07	0.00E+00
Ba-141	0.00E+00	0.00E+00	0.00E+00	0.00E+00	0.00E+00	0.00E+00	0.00E+00	0.00E+00
Ba-142	0.00E+00	0.00E+00	0.00E+00	0.00E+00	0.00E+00	0.00E+00	0.00E+00	0.00E+00
La-140	2.80E-02	9.77E-03	3.05E-03	0.00E+00	0.00E+00	0.00E+00	2.72E+02	0.00E+00
La-142	2.75E-92	8.76E-93	2.74E-93	0.00E+00	0.00E+00	0.00E+00	1.74E-87	0.00E+00
Ce-141	1.03E+04	5.16E+03	7.66E+02	0.00E+00	2.26E+03	0.00E+00	6.43E+06	0.00E+00
Ce-143	1.59E-02	8.61E+00	1.25E-03	0.00E+00	3.61E-03	0.00E+00	1.26E+02	0.00E+00
Ce-144	1.23E+06	3.84E+05	6.55E+04	0.00E+00	2.13E+05	0.00E+00	1.00E+08	0.00E+00
Pr-143	1.59E+04	4.79E+03	7.91E+02	0.00E+00	2.59E+03	0.00E+00	1.72E+07	0.00E+00
Pr-144	0.00E+00	0.00E+00	0.00E+00	0.00E+00	0.00E+00	0.00E+00	0.00E+00	0.00E+00
Nd-147	1.11E-02	9.00E-03	6.97E-04	0.00E+00	4.94E-03	0.00E+00	1.43E+01	0.00E+00
W-187	1.61E-02	9.53E-03	4.28E-03	0.00E+00	0.00E+00	0.00E+00	1.34E+00	0.00E+00
Np-239	2.13E-01	1.53E-02	1.08E-02	0.00E+00	4.43E-02	0.00E+00	1.13E+03	0.00E+00

\* R VALUES IN UNITS OF MREM/YR PER  $\mu\text{Ci}/\text{M}^3$  FOR INHALATION AND TRITIUM, AND IN UNITS OF  $\text{M}^2$ -MREM/YR PER  $\mu\text{Ci}/\text{SEC}$  FOR ALL OTHERS.

<b>H</b>	<b>OFFSITE DOSE CALCULATION MANUAL (ODCM)</b>	NUMBER:	<b>H4</b>
		REV:	<b>24</b>
	Page 131 of 231		

**Table 5.5-8 R Values for the Prairie Island Nuclear Generating Plant\*  
- Cow Milk, Adult**

PATHWAY = COW MILK  
AGE GROUP = ADULT

NUCLIDE	BONE	LIVER	T. BODY	THYROID	KIDNEY	LUNG	GI-LLI	SKIN
H-3	0.00E+00	7.63E+02	7.63E+02	7.63E+02	7.63E+02	7.63E+02	7.63E+02	7.63E+02
C-14	5.87E+09	1.17E+09	1.17E+09	1.17E+09	1.17E+09	1.17E+09	1.17E+09	0.00E+00
Na-24	3.01E+08	3.01E+08	3.01E+08	3.01E+08	3.01E+08	3.01E+08	3.01E+08	0.00E+00
P-32	8.41E+09	5.67E+08	3.25E+08	0.00E+00	0.00E+00	0.00E+00	9.46E+08	0.00E+00
Cr-51	0.00E+00	0.00E+00	1.30E+04	7.94E+03	2.93E+03	1.76E+04	3.34E+06	0.00E+00
Mn-54	0.00E+00	4.54E+06	8.67E+05	0.00E+00	1.35E+06	0.00E+00	1.39E+07	0.00E+00
MN-56	0.00E+00	2.08E-03	3.69E-04	0.00E+00	2.64E-03	0.00E+00	6.65E-02	0.00E+00
Fe-55	1.37E+07	9.47E+06	2.21E+06	0.00E+00	0.00E+00	5.28E+06	5.43E+06	0.00E+00
Fe-59	1.40E+07	3.29E+07	1.26E+07	0.00E+00	0.00E+00	9.19E+06	1.10E+08	0.00E+00
Co-58	0.00E+00	2.29E+06	5.14E+06	0.00E+00	0.00E+00	0.00E+00	4.65E+07	0.00E+00
Co-60	0.00E+00	9.27E+06	2.04E+07	0.00E+00	0.00E+00	0.00E+00	1.74E+08	0.00E+00
Ni-63	4.20E+09	2.91E+08	1.41E+08	0.00E+00	0.00E+00	0.00E+00	6.07E+07	0.00E+00
Ni-65	1.86E-01	2.41E-02	1.10E-02	0.00E+00	0.00E+00	0.00E+00	6.11E-01	0.00E+00
Cu-64	0.00E+00	1.23E+04	5.77E+03	0.00E+00	3.10E+04	0.00E+00	1.05E+06	0.00E+00
Zn-65	8.52E+08	2.71E+09	1.23E+09	0.00E+00	1.81E+09	0.00E+00	1.71E+09	0.00E+00
Zn-69	1.06E-12	2.03E-12	1.41E-13	0.00E+00	1.32E-12	0.00E+00	3.05E-13	0.00E+00
Br-83	0.00E+00	0.00E+00	0.00E+00	0.00E+00	0.00E+00	0.00E+00	0.00E+00	0.00E+00
Br-84	0.00E+00	0.00E+00	8.24E-24	0.00E+00	0.00E+00	0.00E+00	6.47E-29	0.00E+00
Br-85	0.00E+00	0.00E+00	3.40E-288	0.00E+00	0.00E+00	0.00E+00	0.00E+00	0.00E+00
Rb-86	0.00E+00	1.22E+09	5.70E+08	0.00E+00	0.00E+00	0.00E+00	2.41E+08	0.00E+00
Rb-88	0.00E+00	1.09E-45	5.76E-46	0.00E+00	0.00E+00	0.00E+00	1.50E-56	0.00E+00
Rb-89	0.00E+00	1.59E-53	1.12E-53	0.00E+00	0.00E+00	0.00E+00	9.23E-67	0.00E+00
Sr-89	6.99E+08	0.00E+00	2.00E+07	0.00E+00	0.00E+00	0.00E+00	1.12E+08	0.00E+00
Sr-90	2.85E+10	0.00E+00	6.99E+09	0.00E+00	0.00E+00	0.00E+00	8.22E+08	0.00E+00
Sr-91	1.45E+04	0.00E+00	5.85E+02	0.00E+00	0.00E+00	0.00E+00	6.90E+04	0.00E+00
Sr-92	2.45E-01	0.00E+00	1.06E-02	0.00E+00	0.00E+00	0.00E+00	4.85E+00	0.00E+00
Y-90	3.82E-02	0.00E+00	1.02E-03	0.00E+00	0.00E+00	0.00E+00	4.05E+02	0.00E+00
Y-91M	3.02E-20	0.00E+00	1.17E-21	0.00E+00	0.00E+00	0.00E+00	8.86E-20	0.00E+00
Y-91	4.12E+03	0.00E+00	1.10E+02	0.00E+00	0.00E+00	0.00E+00	2.27E+06	0.00E+00
Y-92	4.79E-43	0.00E+00	1.40E-44	0.00E+00	0.00E+00	0.00E+00	8.38E-39	0.00E+00
Y-93	1.12E-01	0.00E+00	3.09E-03	0.00E+00	0.00E+00	0.00E+00	3.55E+03	0.00E+00
Zr-95	1.47E+02	4.72E+01	3.19E+01	0.00E+00	7.40E+01	0.00E+00	1.50E+05	0.00E+00
Zr-97	4.50E-10	9.07E-11	4.15E-11	0.00E+00	1.37E-10	0.00E+00	2.81E-05	0.00E+00
Nb-95	3.85E+04	2.14E+04	1.15E+04	0.00E+00	2.12E+04	0.00E+00	1.30E+08	0.00E+00
Mo-99	0.00E+00	1.55E+04	2.96E+03	0.00E+00	3.52E+04	0.00E+00	3.60E+04	0.00E+00
Tc-99M	4.04E-23	1.14E-22	1.46E-21	0.00E+00	1.74E-21	5.60E-23	6.76E-20	0.00E+00
Tc-101	1.34E-60	1.93E-60	1.89E-59	0.00E+00	3.48E-59	9.87E-61	5.81E-72	0.00E+00
Ru-103	4.79E+02	0.00E+00	2.06E+02	0.00E+00	1.83E+03	0.00E+00	5.59E+04	0.00E+00
Ru-105	4.29E-04	0.00E+00	1.70E-04	0.00E+00	5.55E-03	0.00E+00	2.63E-01	0.00E+00
Ru-106	1.12E+04	0.00E+00	1.42E+03	0.00E+00	2.17E+04	0.00E+00	7.28E+05	0.00E+00
Ag-110M	3.28E+07	3.03E+07	1.80E+07	0.00E+00	5.96E+07	0.00E+00	1.24E+10	0.00E+00
Te-125M	8.87E+06	3.21E+06	1.19E+06	2.67E+06	3.61E+07	0.00E+00	3.54E+07	0.00E+00
Te-127M	2.89E+07	1.03E+07	3.53E+06	7.39E+06	1.18E+08	0.00E+00	9.70E+07	0.00E+00
Te-127	3.23E+02	1.16E+02	7.00E+01	2.40E+02	1.32E+03	0.00E+00	2.55E+04	0.00E+00

<b>H</b>	<b>OFFSITE DOSE CALCULATION MANUAL (ODCM)</b>	NUMBER:
		<b>H4</b>
		REV: <b>24</b>
		Page 132 of 231

**Table 5.5-8 R Values for the Prairie Island Nuclear Generating Plant\*  
- Cow Milk, Adult**

PATHWAY = COW MILK

AGE GROUP = ADULT

NUCLIDE	BONE	LIVER	T. BODY	THYROID	KIDNEY	LUNG	GI-LLI	SKIN
Te-129M	3.03E+07	1.13E+07	4.79E+06	1.04E+07	1.26E+08	0.00E+00	1.52E+08	0.00E+00
Te-129	1.45E-10	5.44E-11	3.53E-11	1.11E-10	6.09E-10	0.00E+00	1.09E-10	0.00E+00
Te-131M	1.84E+05	9.01E+04	7.51E+04	1.43E+05	9.13E+05	0.00E+00	8.95E+06	0.00E+00
Te-131	1.87E-33	7.80E-34	5.90E-34	1.54E-33	8.18E-33	0.00E+00	2.64E-34	0.00E+00
Te-132	1.23E+06	7.95E+05	7.46E+05	8.78E+05	7.66E+05	0.00E+00	3.76E+07	0.00E+00
I-130	2.10E+05	6.18E+05	2.44E+05	5.24E+07	9.65E+05	0.00E+00	5.32E+05	0.00E+00
I-131	1.46E+08	2.08E+08	1.19E+08	6.82E+10	3.57E+08	0.00E+00	5.49E+07	0.00E+00
I-132	8.24E-02	2.20E-01	7.71E-02	7.71E+00	3.51E-01	0.00E+00	4.14E-02	0.00E+00
I-133	1.94E+06	3.37E+06	1.03E+06	4.95E+08	5.88E+06	0.00E+00	3.03E+06	0.00E+00
I-134	1.02E-12	2.76E-12	9.88E-13	4.79E-11	4.39E-12	0.00E+00	2.41E-15	0.00E+00
I-135	6.43E+03	1.68E+04	6.21E+03	1.11E+06	2.70E+04	0.00E+00	1.90E+04	0.00E+00
Cs-134	3.11E+09	7.41E+09	6.05E+09	0.00E+00	2.40E+09	7.96E+08	1.30E+08	0.00E+00
Cs-136	1.25E+08	4.94E+08	3.55E+08	0.00E+00	2.75E+08	3.77E+07	5.61E+07	0.00E+00
Cs-137	4.32E+09	5.91E+09	3.87E+09	0.00E+00	2.01E+09	6.67E+08	1.14E+08	0.00E+00
Cs-138	4.58E-24	9.05E-24	4.48E-24	0.00E+00	6.65E-24	6.57E-25	3.86E-29	0.00E+00
Ba-139	2.22E-08	1.58E-11	6.50E-10	0.00E+00	1.48E-11	8.98E-12	3.94E-08	0.00E+00
Ba-140	1.29E+07	1.62E+04	8.44E+05	0.00E+00	5.50E+03	9.26E+03	2.65E+07	0.00E+00
Ba-141	4.00E-47	3.03E-50	1.35E-48	0.00E+00	2.81E-50	1.72E-50	1.89E-56	0.00E+00
Ba-142	1.38E-80	1.42E-83	8.70E-82	0.00E+00	1.20E-83	8.05E-84	1.95E-98	0.00E+00
La-140	2.26E+00	1.14E+00	3.01E-01	0.00E+00	0.00E+00	0.00E+00	8.35E+04	0.00E+00
La-142	9.33E-12	4.24E-12	1.06E-12	0.00E+00	0.00E+00	0.00E+00	3.10E-08	0.00E+00
Ce-141	2.26E+03	1.53E+03	1.73E+02	0.00E+00	7.08E+02	0.00E+00	5.83E+06	0.00E+00
Ce-143	2.08E+01	1.54E+04	1.70E+00	0.00E+00	6.77E+00	0.00E+00	5.75E+05	0.00E+00
Ce-144	1.89E+05	7.92E+04	1.02E+04	0.00E+00	4.70E+04	0.00E+00	6.41E+07	0.00E+00
Pr-143	7.54E+01	3.02E+01	3.74E+00	0.00E+00	1.75E+01	0.00E+00	3.30E+05	0.00E+00
Pr-144	3.01E-54	1.25E-54	1.53E-53	0.00E+00	7.05E-55	0.00E+00	4.33E-61	0.00E+00
Nd-147	2.50E+00	2.89E+00	1.73E-01	0.00E+00	1.69E+00	0.00E+00	1.39E+04	0.00E+00
W-187	3.26E+03	2.72E+03	9.53E+02	0.00E+00	0.00E+00	0.00E+00	8.92E+05	0.00E+00
Np-239	1.84E+00	1.81E-01	9.96E-02	0.00E+00	5.63E-01	0.00E+00	3.70E+04	0.00E+00

\* R VALUES IN UNITS OF MREM/YR PER  $\mu\text{Ci}/\text{M}^3$  FOR INHALATION AND TRITIUM, AND IN UNITS OF  $\text{M}^2$ -MREM/YR PER  $\mu\text{Ci}/\text{SEC}$  FOR ALL OTHERS.

<b>H</b>	<b>OFFSITE DOSE CALCULATION MANUAL (ODCM)</b>	NUMBER:
		<b>H4</b>
		REV: <b>24</b>
		Page 133 of 231

**Table 5.5-9 R Values for the Prairie Island Nuclear Generating Plant\*  
- Cow Milk, Teen**

PATHWAY = COW MILK

AGE GROUP = TEEN

NUCLIDE	BONE	LIVER	T. BODY	THYROID	KIDNEY	LUNG	GI-LLI	SKIN
H-3	0.00E+00	9.94E+02	9.94E+02	9.94E+02	9.94E+02	9.94E+02	9.94E+02	9.94E+02
C-14	1.08E+10	2.16E+09	2.16E+09	2.16E+09	2.16E+09	2.16E+09	2.16E+09	0.00E+00
Na-24	5.25E+08	5.25E+08	5.25E+08	5.25E+08	5.25E+08	5.25E+08	5.25E+08	0.00E+00
P-32	1.55E+10	9.62E+08	6.02E+08	0.00E+00	0.00E+00	0.00E+00	1.30E+09	0.00E+00
Cr-51	0.00E+00	0.00E+00	2.32E+04	1.29E+04	5.08E+03	3.31E+04	3.90E+06	0.00E+00
Mn-54	0.00E+00	7.57E+06	1.50E+06	0.00E+00	2.26E+06	0.00E+00	1.55E+07	0.00E+00
MN-56	0.00E+00	3.69E-02	6.57E-04	0.00E+00	4.67E-03	0.00E+00	2.43E-01	0.00E+00
Fe-55	2.43E+07	1.72E+07	4.02E+06	0.00E+00	0.00E+00	1.09E+07	7.46E+06	0.00E+00
Fe-59	2.44E+07	5.70E+07	2.20E+07	0.00E+00	0.00E+00	1.80E+07	1.35E+08	0.00E+00
Co-58	0.00E+00	3.86E+06	8.90E+06	0.00E+00	0.00E+00	0.00E+00	5.32E+07	0.00E+00
Co-60	0.00E+00	1.57E+07	3.54E+07	0.00E+00	0.00E+00	0.00E+00	2.05E+08	0.00E+00
Ni-63	7.37E+09	5.21E+08	2.50E+08	0.00E+00	0.00E+00	0.00E+00	8.29E+07	0.00E+00
Ni-65	3.40E-01	4.34E-02	1.98E-02	0.00E+00	0.00E+00	0.00E+00	2.35E+00	0.00E+00
Cu-64	0.00E+00	2.19E+04	1.03E+04	0.00E+00	5.54E+04	0.00E+00	1.70E+06	0.00E+00
Zn-65	1.31E+09	4.54E+09	2.12E+09	0.00E+00	2.91E+06	0.00E+00	1.92E+09	0.00E+00
Zn-69	1.95E-12	3.72E-12	2.60E-13	0.00E+00	2.43E-12	0.00E+00	6.85E-12	0.00E+00
Br-83	0.00E+00	0.00E+00	0.00E+00	0.00E+00	0.00E+00	0.00E+00	0.00E+00	0.00E+00
Br-84	0.00E+00	0.00E+00	1.47E-23	0.00E+00	0.00E+00	0.00E+00	0.00E+00	0.00E+00
Br-85	0.00E+00	0.00E+00	6.26E-288	0.00E+00	0.00E+00	0.00E+00	0.00E+00	0.00E+00
Rb-86	0.00E+00	2.23E+09	1.05E+09	0.00E+00	0.00E+00	0.00E+00	3.30E+08	0.00E+00
Rb-88	0.00E+00	1.97E-45	1.05E-45	0.00E+00	0.00E+00	0.00E+00	1.69E-52	0.00E+00
Rb-89	0.00E+00	2.81E-53	1.48E-53	0.00E+00	0.00E+00	0.00E+00	4.31E-62	0.00E+00
Sr-89	1.29E+09	0.00E+00	3.69E+07	0.00E+00	0.00E+00	0.00E+00	1.53E+08	0.00E+00
Sr-90	4.02E+10	0.00E+00	9.93E+09	0.00E+00	0.00E+00	0.00E+00	1.13E+09	0.00E+00
Sr-91	2.66E+04	0.00E+00	1.06E+03	0.00E+00	0.00E+00	0.00E+00	1.21E+05	0.00E+00
Sr-92	4.48E-01	0.00E+00	1.91E-02	0.00E+00	0.00E+00	0.00E+00	1.14E+01	0.00E+00
Y-90	7.02E-02	0.00E+00	1.89E-03	0.00E+00	0.00E+00	0.00E+00	5.79E+02	0.00E+00
Y-91M	5.53E-20	0.00E+00	2.11E-21	0.00E+00	0.00E+00	0.00E+00	2.61E-18	0.00E+00
Y-91	7.57E+03	0.00E+00	2.03E+02	0.00E+00	0.00E+00	0.00E+00	3.10E+06	0.00E+00
Y-92	8.84E-43	0.00E+00	2.56E-44	0.00E+00	0.00E+00	0.00E+00	2.43E-38	0.00E+00
Y-93	2.06E-01	0.00E+00	5.65E-03	0.00E+00	0.00E+00	0.00E+00	6.30E+03	0.00E+00
Zr-95	2.57E+02	8.12E+01	5.58E+01	0.00E+00	1.19E+02	0.00E+00	1.87E+05	0.00E+00
Zr-97	8.18E-10	1.62E-10	7.46E-11	0.00E+00	2.45E-10	0.00E+00	4.38E-05	0.00E+00
Nb-95	6.57E+04	3.64E+04	2.00E+04	0.00E+00	3.53E+04	0.00E+00	1.56E+08	0.00E+00
Mo-99	0.00E+00	2.81E+04	5.35E+03	0.00E+00	6.42E+04	0.00E+00	5.03E+04	0.00E+00
Tc-99M	7.01E-23	1.96E-22	2.53E-21	0.00E+00	2.92E-21	1.09E-22	1.28E-19	0.00E+00
Tc-101	2.45E-60	3.49E-60	3.43E-59	0.00E+00	6.31E-59	2.12E-60	5.96E-67	0.00E+00
Ru-103	8.51E+02	0.00E+00	3.64E+02	0.00E+00	3.00E+03	0.00E+00	7.11E+04	0.00E+00
Ru-105	7.84E-04	0.00E+00	3.04E-04	0.00E+00	9.89E-03	0.00E+00	6.33E-01	0.00E+00
Ru-106	2.07E+04	0.00E+00	2.61E+03	0.00E+00	3.99E+04	0.00E+00	9.92E+05	0.00E+00
Ag-110M	5.42E+07	5.13E+07	3.12E+07	0.00E+00	9.78E+07	0.00E+00	1.44E+10	0.00E+00
Te-125M	1.64E+07	5.89E+06	2.19E+06	4.57E+06	0.00E+00	0.00E+00	4.82E+07	0.00E+00
Te-127M	5.33E+07	1.89E+07	6.34E+06	1.27E+07	2.16E+08	0.00E+00	1.33E+08	0.00E+00
Te-127	5.99E+02	2.12E+02	1.29E+02	4.13E+02	2.43E+03	0.00E+00	4.63E+04	0.00E+00

<b>H</b>	<b>OFFSITE DOSE CALCULATION MANUAL (ODCM)</b>	NUMBER: <b>H4</b>
		REV: <b>24</b>
		Page 134 of 231

**Table 5.5-9 R Values for the Prairie Island Nuclear Generating Plant\*  
- Cow Milk, Teen**

PATHWAY = COW MILK  
AGE GROUP = TEEN

NUCLIDE	BONE	LIVER	T. BODY	THYROID	KIDNEY	LUNG	GI-LLI	SKIN
Te-129M	5.54E+07	2.06E+07	8.77E+06	1.79E+07	2.32E+08	0.00E+00	2.08E+08	0.00E+00
Te-129	2.67E-10	9.94E-11	6.48E-11	1.90E-10	1.12E-09	0.00E+00	1.46E-09	0.00E+00
Te-131M	3.35E+05	1.61E+05	1.34E+05	2.42E+05	1.68E+06	0.00E+00	1.29E+07	0.00E+00
Te-131	3.41E-33	1.41E-33	1.07E-33	2.63E-33	1.49E-32	0.00E+00	2.80E-34	0.00E+00
Te-132	2.20E+06	1.39E+06	1.30E+06	1.47E+06	1.33E+07	0.00E+00	4.41E+07	0.00E+00
I-130	3.68E+05	1.07E+06	4.26E+05	8.69E+07	1.64E+06	0.00E+00	8.19E+05	0.00E+00
I-131	2.64E+08	3.70E+08	1.99E+08	1.08E+11	6.37E+08	0.00E+00	7.31E+07	0.00E+00
I-132	1.46E-01	3.82E-01	1.37E-01	1.29E+01	6.02E-01	0.00E+00	1.67E-01	0.00E+00
I-133	3.54E+06	6.00E+06	1.83E+06	8.37E+08	1.05E+07	0.00E+00	4.54E+06	0.00E+00
I-134	1.81E-12	4.79E-12	1.72E-12	7.98E-11	7.55E-12	0.00E+00	6.31E-14	0.00E+00
I-135	1.14E+04	2.94E+04	1.09E+04	1.89E+06	4.64E+04	0.00E+00	3.26E+04	0.00E+00
Cs-134	5.40E+09	1.27E+10	5.90E+09	0.00E+00	4.04E+09	1.54E+09	1.58E+08	0.00E+00
Cs-136	2.13E+08	8.38E+08	5.63E+08	0.00E+00	4.56E+08	7.19E+07	6.74E+07	0.00E+00
Cs-137	7.83E+09	1.04E+10	3.63E+09	0.00E+00	3.55E+09	1.38E+09	1.48E+08	0.00E+00
Cs-138	8.31E-24	1.60E-23	7.98E-24	0.00E+00	1.18E-23	1.37E-24	7.24E-27	0.00E+00
Ba-139	4.11E-08	2.89E-11	1.20E-09	0.00E+00	2.72E-11	1.99E-11	3.66E-07	0.00E+00
Ba-140	2.32E+07	2.85E+04	1.50E+06	0.00E+00	9.66E+03	1.92E+04	3.59E+07	0.00E+00
Ba-141	7.36E-47	5.49E-50	2.46E-48	0.00E+00	5.10E-50	3.76E-50	1.57E-52	0.00E+00
Ba-142	2.51E-80	2.51E-83	1.54E-81	0.00E+00	2.12E-83	1.67E-83	7.69E-92	0.00E+00
La-140	4.05E+00	1.99E+00	5.30E-01	0.00E+00	0.00E+00	0.00E+00	1.14E+05	0.00E+00
La-142	1.68E-11	7.48E-12	1.86E-12	0.00E+00	0.00E+00	0.00E+00	2.28E-07	0.00E+00
Ce-141	4.14E+03	2.76E+03	3.17E+02	0.00E+00	1.30E+03	0.00E+00	7.90E+06	0.00E+00
Ce-143	3.82E+01	2.78E+04	3.11E+00	0.00E+00	1.25E+01	0.00E+00	8.36E+05	0.00E+00
Ce-144	3.49E+05	1.44E+05	1.87E+04	0.00E+00	8.62E+04	0.00E+00	8.77E+07	0.00E+00
Pr-143	1.38E+02	5.53E+01	6.89E+00	0.00E+00	3.21E+01	0.00E+00	4.56E+05	0.00E+00
Pr-144	5.55E-54	2.27E-54	2.81E-55	0.00E+00	1.30E-54	0.00E+00	6.11E-57	0.00E+00
Nd-147	4.81E+00	5.23E+00	3.13E-01	0.00E+00	3.07E+00	0.00E+00	1.89E+04	0.00E+00
W-187	5.96E+03	4.86E+03	1.70E+03	0.00E+00	0.00E+00	0.00E+00	1.31E+06	0.00E+00
Np-239	3.51E+00	3.31E-01	1.84E-01	0.00E+00	1.04E+00	0.00E+00	5.32E+04	0.00E+00

\* R VALUES IN UNITS OF MREM/YR PER  $\mu\text{Ci}/\text{M}^3$  FOR INHALATION AND TRITIUM, AND IN UNITS OF  $\text{M}^2$ -MREM/YR PER  $\mu\text{Ci}/\text{SEC}$  FOR ALL OTHERS.

<b>H</b>	<b>OFFSITE DOSE CALCULATION MANUAL (ODCM)</b>	NUMBER:	<b>H4</b>
		REV:	<b>24</b>
	Page 135 of 231		

**Table 5.5-10 R Values for the Prairie Island Nuclear Generating Plant\*  
- Cow Milk, Child**

PATHWAY = COW MILK

AGE GROUP = CHILD

NUCLIDE	BONE	LIVER	T. BODY	THYROID	KIDNEY	LUNG	GI-LLI	SKIN
H-3	0.00E+00	1.57E+03	1.57E+03	1.57E+03	1.57E+03	1.57E+03	1.57E+03	1.57E+03
C-14	2.66E+10	5.32E+09	5.32E+09	5.32E+09	5.32E+09	5.32E+09	5.32E+09	0.00E+00
Na-24	1.09E+09	1.09E+09	1.09E+09	1.09E+09	1.09E+09	1.09E+09	1.09E+09	0.00E+00
P-32	3.83E+10	1.79E+09	1.48E+09	0.00E+00	0.00E+00	0.00E+00	1.06E+09	0.00E+00
Cr-51	0.00E+00	0.00E+00	4.73E+04	2.63E+04	7.17E+03	4.79E+04	2.51E+06	0.00E+00
Mn-54	0.00E+00	1.13E+07	3.02E+06	0.00E+00	3.17E+06	0.00E+00	9.50E+06	0.00E+00
MN-56	0.00E+00	6.44E-03	1.44E-03	0.00E+00	7.79E-03	0.00E+00	9.33E-01	0.00E+00
Fe-55	6.10E+07	3.24E+07	1.00E+07	0.00E+00	0.00E+00	1.83E+07	6.00E+06	0.00E+00
Fe-59	5.66E+07	9.16E+07	4.56E+07	0.00E+00	0.00E+00	2.66E+07	9.54E+07	0.00E+00
Co-58	0.00E+00	5.90E+06	1.81E+07	0.00E+00	0.00E+00	0.00E+00	3.44E+07	0.00E+00
Co-60	0.00E+00	2.44E+07	7.19E+07	0.00E+00	0.00E+00	0.00E+00	1.35E+08	0.00E+00
Ni-63	1.85E+10	9.90E+08	6.29E+08	0.00E+00	0.00E+00	0.00E+00	6.67E+07	0.00E+00
Ni-65	8.30E-01	7.82E-02	4.56E-02	0.00E+00	0.00E+00	0.00E+00	9.58E+00	0.00E+00
Cu-64	0.00E+00	3.85E+04	2.32E+04	0.00E+00	9.29E+04	0.00E+00	1.81E+06	0.00E+00
Zn-65	2.57E+09	7.22E+09	4.25E+09	0.00E+00	4.31E+09	0.00E+00	1.20E+09	0.00E+00
Zn-69	4.80E-12	6.93E-12	6.41E-13	0.00E+00	4.21E-12	0.00E+00	4.37E-10	0.00E+00
Br-83	0.00E+00	0.00E+00	0.00E+00	0.00E+00	0.00E+00	0.00E+00	0.00E+00	0.00E+00
Br-84	0.00E+00	0.00E+00	3.34E-23	0.00E+00	0.00E+00	0.00E+00	0.00E+00	0.00E+00
Br-85	0.00E+00	0.00E+00	1.54E-287	0.00E+00	0.00E+00	0.00E+00	0.00E+00	0.00E+00
Rb-86	0.00E+00	4.13E+09	2.54E+09	0.00E+00	0.00E+00	0.00E+00	2.66E+08	0.00E+00
Rb-88	0.00E+00	3.63E-45	2.52E-45	0.00E+00	0.00E+00	0.00E+00	1.78E-46	0.00E+00
Rb-89	0.00E+00	4.94E-53	4.39E-53	0.00E+00	0.00E+00	0.00E+00	4.30E-55	0.00E+00
Sr-89	3.19E+09	0.00E+00	9.10E+07	0.00E+00	0.00E+00	0.00E+00	1.23E+08	0.00E+00
Sr-90	6.80E+10	0.00E+00	1.72E+10	0.00E+00	0.00E+00	0.00E+00	9.15E+08	0.00E+00
Sr-91	6.52E+04	0.00E+00	2.46E+03	0.00E+00	0.00E+00	0.00E+00	1.44E+05	0.00E+00
Sr-92	1.09E+00	0.00E+00	4.39E-02	0.00E+00	0.00E+00	0.00E+00	2.07E+01	0.00E+00
Y-90	1.74E-01	0.00E+00	4.65E-03	0.00E+00	0.00E+00	0.00E+00	4.95E+02	0.00E+00
Y-91M	1.35E-19	0.00E+00	6.68E-21	0.00E+00	0.00E+00	0.00E+00	2.64E-16	0.00E+00
Y-91	1.87E+04	0.00E+00	5.00E+02	0.00E+00	0.00E+00	0.00E+00	2.49E+06	0.00E+00
Y-92	2.17E-42	0.00E+00	6.21E-44	0.00E+00	0.00E+00	0.00E+00	6.27E-38	0.00E+00
Y-93	5.06E-01	0.00E+00	1.39E-02	0.00E+00	0.00E+00	0.00E+00	7.55E+03	0.00E+00
Zr-95	5.98E+02	1.31E+02	1.17E+02	0.00E+00	1.88E+02	0.00E+00	1.37E+05	0.00E+00
Zr-97	1.99E-09	2.88E-10	1.70E-10	0.00E+00	4.13E-10	0.00E+00	4.36E-05	0.00E+00
Nb-95	1.48E+05	5.77E+04	4.12E+04	0.00E+00	5.42E+04	0.00E+00	1.07E+08	0.00E+00
Mo-99	0.00E+00	5.11E+04	1.26E+04	0.00E+00	1.09E+05	0.00E+00	4.22E+04	0.00E+00
Tc-99M	1.61E-22	3.15E-22	5.23E-21	0.00E+00	4.58E-21	1.60E-22	1.80E-19	0.00E+00
Tc-101	6.01E-60	6.29E-60	7.98E-59	0.00E+00	1.07E-58	3.33E-60	2.00E-59	0.00E+00
Ru-103	2.01E+03	0.00E+00	7.74E+02	0.00E+00	5.07E+03	0.00E+00	5.20E+04	0.00E+00
Ru-105	1.91E-03	0.00E+00	6.95E-04	0.00E+00	1.68E-02	0.00E+00	1.25E+00	0.00E+00
Ru-106	5.09E+04	0.00E+00	6.36E+03	0.00E+00	6.88E+04	0.00E+00	7.93E+05	0.00E+00
Ag-110M	1.18E+08	7.94E+07	6.34E+07	0.00E+00	1.48E+08	0.00E+00	9.44E+09	0.00E+00
Te-125M	4.02E+07	1.09E+07	5.35E+06	1.13E+07	0.00E+00	0.00E+00	3.87E+07	0.00E+00
Te-127M	1.31E+08	3.54E+07	1.56E+07	3.14E+07	3.75E+08	0.00E+00	1.06E+08	0.00E+00
Te-127	1.47E+03	3.97E+02	3.16E+02	1.02E+03	4.19E+03	0.00E+00	5.76E+04	0.00E+00




H	OFFSITE DOSE CALCULATION MANUAL (ODCM)	NUMBER: <b>H4</b>
		REV: <b>24</b>
		Page 136 of 231

**Table 5.5-10 R Values for the Prairie Island Nuclear Generating Plant\*  
- Cow Milk, Child**

PATHWAY = COW MILK  
AGE GROUP = CHILD

NUCLIDE	BONE	LIVER	T. BODY	THYROID	KIDNEY	LUNG	GI-LLI	SKIN
Te-129M	1.37E+08	3.81E+07	2.12E+07	4.40E+07	4.01E+08	0.00E+00	1.67E+08	0.00E+00
Te-129	6.58E-10	1.84E-10	1.56E-10	4.69E-10	1.92E-09	0.00E+00	4.09E-08	0.00E+00
Te-131M	8.17E+05	2.82E+05	3.01E+05	5.81E+05	2.73E+06	0.00E+00	1.15E+07	0.00E+00
Te-131	8.38E-33	2.55E-33	2.49E-33	6.41E-33	2.53E-32	0.00E+00	4.40E-32	0.00E+00
Te-132	5.24E+06	2.32E+06	2.80E+06	3.38E+06	2.15E+07	0.00E+00	2.34E+07	0.00E+00
I-130	8.62E+05	1.74E+06	8.97E+05	1.92E+08	2.60E+06	0.00E+00	8.15E+05	0.00E+00
I-131	6.41E+08	6.44E+08	3.66E+08	2.13E+11	1.06E+09	0.00E+00	5.74E+07	0.00E+00
I-132	3.46E-01	6.35E-01	2.92E-01	2.95E+01	9.72E-01	0.00E+00	7.48E-01	0.00E+00
I-133	8.59E+06	1.06E+07	4.02E+06	1.97E+09	1.77E+07	0.00E+00	4.28E+06	0.00E+00
I-134	4.28E-12	7.94E-12	3.65E-12	1.83E-10	1.21E-11	0.00E+00	5.27E-12	0.00E+00
I-135	2.70E+04	4.87E+04	2.30E+04	4.31E+06	7.46E+04	0.00E+00	3.71E+04	0.00E+00
Cs-134	1.25E+10	2.05E+10	4.31E+09	0.00E+00	6.34E+09	2.27E+09	1.10E+08	0.00E+00
Cs-136	4.81E+08	1.32E+09	8.55E+08	0.00E+00	7.04E+08	1.05E+08	4.64E+07	0.00E+00
Cs-137	1.89E+10	1.81E+10	2.67E+09	0.00E+00	5.89E+09	2.12E+09	1.13E+08	0.00E+00
Cs-138	2.02E-23	2.80E-23	1.78E-23	0.00E+00	1.97E-23	2.12E-24	1.29E-23	0.00E+00
Ba-139	1.01E-07	5.39E-11	2.93E-09	0.00E+00	4.71E-11	3.17E-11	5.83E-06	0.00E+00
Ba-140	5.61E+07	4.92E+04	3.28E+06	0.00E+00	1.60E+04	2.93E+04	2.84E+07	0.00E+00
Ba-141	1.81E-46	1.01E-49	5.89E-48	0.00E+00	8.77E-50	5.95E-49	1.03E-46	0.00E+00
Ba-142	6.04E-80	4.35E-83	3.37E-81	0.00E+00	3.52E-83	2.56E-83	7.88E-82	0.00E+00
La-140	9.70E+00	3.39E+00	1.06E+00	0.00E+00	0.00E+00	0.00E+00	9.45E+04	0.00E+00
La-142	4.07E-11	1.30E-11	4.06E-12	0.00E+00	0.00E+00	0.00E+00	2.57E-06	0.00E+00
Ce-141	1.02E+04	5.08E+03	7.54E+02	0.00E+00	2.23E+03	0.00E+00	6.34E+06	0.00E+00
Ce-143	9.38E+01	5.08E+04	7.36E+00	0.00E+00	2.13E+01	0.00E+00	7.44E+05	0.00E+00
Ce-144	8.60E+05	2.69E+05	4.59E+04	0.00E+00	1.49E+05	0.00E+00	7.03E+07	0.00E+00
Pr-143	3.43E+02	1.03E+02	1.70E+01	0.00E+00	5.57E+01	0.00E+00	3.70E+05	0.00E+00
Pr-144	1.37E-53	4.24E-54	6.90E-55	0.00E+00	2.24E-54	0.00E+00	9.14E-51	0.00E+00
Nd-147	1.18E+01	9.55E+00	7.40E-01	0.00E+00	5.24E+00	0.00E+00	1.51E+04	0.00E+00
W-187	1.45E+04	8.56E+03	3.84E+03	0.00E+00	0.00E+00	0.00E+00	1.20E+06	0.00E+00
Np-239	8.63E+00	6.20E-01	4.35E-01	0.00E+00	1.79E+00	0.00E+00	4.58E+04	0.00E+00

\* R VALUES IN UNITS OF MREM/YR PER  $\mu\text{CI}/\text{M}^3$  FOR INHALATION AND TRITIUM, AND IN UNITS OF  $\text{M}^2$ -MREM/YR PER  $\mu\text{CI}/\text{SEC}$  FOR ALL OTHERS.

	<h2 style="margin: 0;">OFFSITE DOSE CALCULATION MANUAL (ODCM)</h2>	NUMBER: <b>H4</b>
		REV: <b>24</b>
	Page 137 of 231	

**Table 5.5-11 R Values for the Prairie Island Nuclear Generating Plant\*  
- Cow Milk, Infant**

PATHWAY = COW MILK

AGE GROUP = INFANT

NUCLIDE	BONE	LIVER	T. BODY	THYROID	KIDNEY	LUNG	GI-LLI	SKIN
H-3	0.00E+00	2.38E+03	2.38E+03	2.38E+03	2.38E+03	2.38E+03	2.38E+03	2.38E+03
C-14	5.21E+10	1.11E+10	1.11E+10	1.11E+10	1.11E+10	1.11E+10	1.11E+10	0.00E+00
Na-24	1.90E+09	1.90E+09	1.90E+09	1.90E+09	1.90E+09	1.90E+09	1.90E+09	0.00E+00
P-32	7.89E+10	4.64E+09	3.22E+09	0.00E+00	0.00E+00	0.00E+00	1.07E+09	0.00E+00
Cr-51	0.00E+00	0.00E+00	7.49E+04	4.89E+04	1.07E+04	9.51E+04	2.18E+06	0.00E+00
Mn-54	0.00E+00	2.11E+07	4.77E+06	0.00E+00	4.67E+06	0.00E+00	7.73E+06	0.00E+00
MN-56	0.00E+00	1.58E-02	2.72E-03	0.00E+00	1.36E-02	0.00E+00	1.43E+00	0.00E+00
Fe-55	7.37E+07	4.76E+07	1.27E+07	0.00E+00	0.00E+00	2.33E+07	6.05E+06	0.00E+00
Fe-59	1.06E+08	1.85E+08	7.28E+07	0.00E+00	0.00E+00	5.46E+07	8.82E+07	0.00E+00
Co-58	0.00E+00	1.18E+07	2.93E+07	0.00E+00	0.00E+00	0.00E+00	2.94E+07	0.00E+00
Co-60	0.00E+00	4.98E+07	1.18E+08	0.00E+00	0.00E+00	0.00E+00	1.18E+08	0.00E+00
Ni-63	2.18E+10	1.35E+09	7.56E+08	0.00E+00	0.00E+00	0.00E+00	6.70E+07	0.00E+00
Ni-65	1.76E+00	1.99E-01	9.05E-02	0.00E+00	0.00E+00	0.00E+00	1.52E+01	0.00E+00
Cu-64	0.00E+00	9.56E+04	4.43E+04	0.00E+00	1.62E+05	0.00E+00	1.96E+06	0.00E+00
Zn-65	2.51E+09	1.18E+10	5.45E+09	0.00E+00	5.74E+09	0.00E+00	9.99E+09	0.00E+00
Zn-69	1.02E-11	1.84E-11	1.37E-12	0.00E+00	7.65E-12	0.00E+00	1.50E-09	0.00E+00
Br-83	0.00E+00	0.00E+00	0.00E+00	0.00E+00	0.00E+00	0.00E+00	0.00E+00	0.00E+00
Br-84	0.00E+00	0.00E+00	6.43E-23	0.00E+00	0.00E+00	0.00E+00	0.00E+00	0.00E+00
Br-85	0.00E+00	0.00E+00	3.29E-287	0.00E+00	0.00E+00	0.00E+00	0.00E+00	0.00E+00
Rb-86	0.00E+00	1.05E+10	5.18E+09	0.00E+00	0.00E+00	0.00E+00	2.68E+08	0.00E+00
Rb-88	0.00E+00	9.52E-45	5.22E-45	0.00E+00	0.00E+00	0.00E+00	9.27E-45	0.00E+00
Rb-89	0.00E+00	1.21E-52	8.31E-53	0.00E+00	0.00E+00	0.00E+00	4.11E-53	0.00E+00
Sr-89	6.06E+09	0.00E+00	1.74E+08	0.00E+00	0.00E+00	0.00E+00	1.25E+08	0.00E+00
Sr-90	7.40E+10	0.00E+00	1.88E+10	0.00E+00	0.00E+00	0.00E+00	9.23E+08	0.00E+00
Sr-91	1.36E+05	0.00E+00	4.92E+03	0.00E+00	0.00E+00	0.00E+00	1.61E+05	0.00E+00
Sr-92	2.33E+00	0.00E+00	8.65E-02	0.00E+00	0.00E+00	0.00E+00	2.51E+01	0.00E+00
Y-90	3.67E-01	0.00E+00	9.85E-03	0.00E+00	0.00E+00	0.00E+00	5.07E+02	0.00E+00
Y-91M	2.86E-19	0.00E+00	9.75E-21	0.00E+00	0.00E+00	0.00E+00	9.54E-16	0.00E+00
Y-91	3.54E+04	0.00E+00	9.35E+02	0.00E+00	0.00E+00	0.00E+00	2.52E+06	0.00E+00
Y-92	4.61E-42	0.00E+00	1.30E-43	0.00E+00	0.00E+00	0.00E+00	8.80E-38	0.00E+00
Y-93	1.08E+00	0.00E+00	2.94E-02	0.00E+00	0.00E+00	0.00E+00	8.53E+03	0.00E+00
Zr-95	1.06E+03	2.59E+02	1.83E+02	0.00E+00	2.79E+02	0.00E+00	1.29E+05	0.00E+00
Zr-97	4.22E-09	7.23E-10	3.30E-10	0.00E+00	7.29E-10	0.00E+00	4.61E-05	0.00E+00
Nb-95	2.77E+05	1.14E+05	6.59E+04	0.00E+00	8.17E+04	0.00E+00	9.62E+07	0.00E+00
Mo-99	0.00E+00	1.31E+05	2.55E+04	0.00E+00	1.95E+05	0.00E+00	4.30E+04	0.00E+00
Tc-99M	3.35E-22	6.90E-22	8.89E-21	0.00E+00	7.42E-21	3.61E-22	2.00E-19	0.00E+00
Tc-101	1.28E-59	1.61E-59	1.59E-58	0.00E+00	1.91E-58	8.77E-60	2.73E-57	0.00E+00
Ru-103	4.08E+03	0.00E+00	1.36E+03	0.00E+00	8.48E+03	0.00E+00	4.96E+04	0.00E+00
Ru-105	4.04E-03	0.00E+00	1.34E-03	0.00E+00	2.97E-02	0.00E+00	1.61E+00	0.00E+00
Ru-106	1.05E+05	0.00E+00	1.31E+04	0.00E+00	1.24E+05	0.00E+00	7.97E+05	0.00E+00
Ag-110M	2.17E+08	1.58E+08	1.05E+08	0.00E+00	2.27E+08	0.00E+00	8.22E+09	0.00E+00
Te-125M	8.21E+07	2.74E+07	1.11E+07	2.76E+07	0.00E+00	0.00E+00	3.91E+07	0.00E+00
Te-127M	2.66E+08	8.92E+07	3.22E+07	7.69E+07	6.55E+08	0.00E+00	1.07E+08	0.00E+00
Te-127	3.13E+03	1.05E+05	6.73E+02	2.55E+03	7.64E+03	0.00E+00	6.57E+04	0.00E+00

<b>H</b>	<b>OFFSITE DOSE CALCULATION MANUAL (ODCM)</b>	NUMBER: <b>H4</b>
		REV: <b>24</b>
		Page 138 of 231

**Table 5.5-11 R Values for the Prairie Island Nuclear Generating Plant\*  
- Cow Milk, Infant**

PATHWAY = COW MILK

AGE GROUP = INFANT

NUCLIDE	BONE	LIVER	T. BODY	THYROID	KIDNEY	LUNG	GI-LLI	SKIN
Te-129M	2.80E+08	9.62E+07	4.32E+07	1.08E+08	7.01E+08	0.00E+00	1.67E+08	0.00E+00
Te-129	1.39E-09	4.81E-10	3.25E-10	1.17E-09	3.47E-09	0.00E+00	1.11E-07	0.00E+00
Te-131M	1.72E+06	6.94E+03	5.73E+05	1.41E+06	4.78E+06	0.00E+00	1.17E+07	0.00E+00
Te-131	1.78E-32	6.56E-33	4.95E-33	1.58E-32	4.54E-32	0.00E+00	7.17E-31	0.00E+00
Te-132	1.08E+07	5.35E+06	4.99E+06	7.89E+06	3.34E+07	0.00E+00	1.98E+07	0.00E+00
I-130	1.77E+06	3.90E+06	1.56E+06	4.37E+08	4.28E+06	0.00E+00	8.35E+05	0.00E+00
I-131	1.34E+09	1.58E+09	6.93E+08	5.18E+11	1.84E+09	0.00E+00	5.62E+07	0.00E+00
I-132	7.17E-01	1.46E+00	5.18E-01	6.83E+01	1.62E+00	0.00E+00	1.18E+00	0.00E+00
I-133	1.81E+07	2.64E+07	7.74E+06	4.80E+09	3.11E+07	0.00E+00	4.47E+06	0.00E+00
I-134	8.87E-12	1.82E-11	6.24E-12	4.24E-10	2.03E-11	0.00E+00	1.88E-11	0.00E+00
I-135	5.62E+04	1.12E+05	4.08E+04	9.96E+06	1.25E+05	0.00E+00	4.05E+04	0.00E+00
Cs-134	2.01E+10	3.74E+10	3.78E+09	0.00E+00	9.64E+09	3.95E+09	1.02E+08	0.00E+00
Cs-136	9.39E+08	2.76E+09	1.03E+09	0.00E+00	1.10E+09	2.25E+08	4.19E+07	0.00E+00
Cs-137	3.01E+10	3.53E+10	2.50E+09	0.00E+00	9.46E+09	3.83E+09	1.10E+08	0.00E+00
Cs-138	4.25E-23	6.91E-23	3.27E-23	0.00E+00	3.45E-23	5.38E-24	1.10E-22	0.00E+00
Ba-139	2.15E-07	1.42E-10	6.22E-09	0.00E+00	8.56E-11	8.63E-11	1.36E-05	0.00E+00
Ba-140	1.15E+08	1.15E+05	5.95E+06	0.00E+00	2.74E+04	7.09E+04	2.84E+07	0.00E+00
Ba-141	3.84E-46	2.63E-49	1.21E-47	0.00E+00	1.58E-49	1.60E-49	4.70E-45	0.00E+00
Ba-142	1.27E-79	1.06E-82	6.26E-81	0.00E+00	6.09E-83	6.40E-83	5.25E-79	0.00E+00
La-140	2.03E+01	7.99E+00	2.06E+00	0.00E+00	0.00E+00	0.00E+00	9.39E+04	0.00E+00
La-142	8.54E-11	3.14E-11	7.51E-12	0.00E+00	0.00E+00	0.00E+00	5.33E-06	0.00E+00
Ce-141	2.02E+04	1.23E+04	1.45E+03	0.00E+00	3.80E+03	0.00E+00	6.36E+06	0.00E+00
Ce-143	1.99E+02	1.32E+05	1.50E+01	0.00E+00	3.84E+01	0.00E+00	7.69E+05	0.00E+00
Ce-144	1.23E+06	5.04E+05	6.90E+04	0.00E+00	2.04E+05	0.00E+00	7.07E+07	0.00E+00
Pr-143	7.09E+02	2.65E+02	3.51E+01	0.00E+00	9.86E+01	0.00E+00	3.74E+05	0.00E+00
Pr-144	2.92E-53	1.13E-53	1.47E-54	0.00E+00	4.09E-54	0.00E+00	5.24E-49	0.00E+00
Nd-147	2.34E+01	2.40E+01	1.47E+00	0.00E+00	9.26E+00	0.00E+00	1.52E+04	0.00E+00
W-187	3.04E+04	2.12E+04	7.31E+03	0.00E+00	0.00E+00	0.00E+00	1.24E+06	0.00E+00
Np-239	1.82E+01	1.63E+00	9.22E-01	0.00E+00	3.25E+00	0.00E+00	4.72E+04	0.00E+00

\* R VALUES IN UNITS OF MREM/YR PER  $\mu\text{Ci}/\text{M}^3$  FOR INHALATION AND TRITIUM, AND IN UNITS OF  $\text{M}^2$  -MREM/YR PER  $\mu\text{Ci}/\text{SEC}$  FOR ALL OTHERS.

<b>H</b>	<b>OFFSITE DOSE CALCULATION MANUAL (ODCM)</b>	NUMBER:
		<b>H4</b>
		REV: <b>24</b>
		Page 139 of 231

**Table 5.5-12 R Values for the Prairie Island Nuclear Generating Plant\*  
- Goat Milk, Adult**

PATHWAY = GOAT MILK

AGE GROUP = ADULT

NUCLIDE	BONE	LIVER	T. BODY	THYROID	KIDNEY	LUNG	GI-LLI	SKIN
H-3	0.00E+00	1.56E+03	1.56E+03	1.56E+03	1.56E+03	1.56E+03	1.56E+03	1.56E+03
C-14	5.87E+09	1.17E+09	1.17E+09	1.17E+09	1.17E+09	1.17E+09	1.17E+09	0.00E+00
Na-24	3.61E+07	3.61E+07	3.61E+07	3.61E+07	3.61E+07	3.61E+07	3.61E+07	0.00E+00
P-32	1.01E+10	6.80E+08	3.90E+08	0.00E+00	0.00E+00	0.00E+00	1.14E+09	0.00E+00
Cr-51	0.00E+00	0.00E+00	1.56E+03	9.52E+02	3.51E+02	2.11E+03	4.01E+05	0.00E+00
Mn-54	0.00E+00	5.45E+05	1.04E+05	0.00E+00	1.62E+05	0.00E+00	1.67E+06	0.00E+00
MN-56	0.00E+00	2.50E-04	4.43E-05	0.00E+00	3.17E-04	0.00E+00	7.97E-03	0.00E+00
Fe-55	1.78E+05	1.23E+05	2.87E+04	0.00E+00	0.00E+00	6.87E+04	7.06E+04	0.00E+00
Fe-59	1.82E+05	4.28E+05	1.64E+05	0.00E+00	0.00E+00	1.19E+05	1.43E+06	0.00E+00
Co-58	0.00E+00	2.75E+05	6.17E+05	0.00E+00	0.00E+00	0.00E+00	5.58E+06	0.00E+00
Co-60	0.00E+00	1.11E+06	2.45E+06	0.00E+00	0.00E+00	0.00E+00	2.09E+07	0.00E+00
Ni-63	5.03E+08	3.49E+07	1.69E+07	0.00E+00	0.00E+00	0.00E+00	7.28E+06	0.00E+00
Ni-65	2.23E-02	2.89E-03	1.32E-03	0.00E+00	0.00E+00	0.00E+00	7.34E-02	0.00E+00
Cu-64	0.00E+00	1.37E+03	6.43E+02	0.00E+00	3.45E+03	0.00E+00	1.17E+05	0.00E+00
Zn-65	1.02E+08	3.25E+08	1.47E+08	0.00E+00	2.18E+08	0.00E+00	2.05E+08	0.00E+00
Zn-69	1.27E-13	2.43E-13	1.69E-14	0.00E+00	1.58E-13	0.00E+00	3.66E-14	0.00E+00
Br-83	0.00E+00	0.00E+00	0.00E+00	0.00E+00	0.00E+00	0.00E+00	0.00E+00	0.00E+00
Br-84	0.00E+00	0.00E+00	9.89E-25	0.00E+00	0.00E+00	0.00E+00	7.77E-30	0.00E+00
Br-85	0.00E+00	0.00E+00	4.09E-289	0.00E+00	0.00E+00	0.00E+00	0.00E+00	0.00E+00
Rb-86	0.00E+00	1.47E+08	6.84E+07	0.00E+00	0.00E+00	0.00E+00	2.89E+07	0.00E+00
Rb-88	0.00E+00	1.30E-46	6.91E-47	0.00E+00	0.00E+00	0.00E+00	1.80E-57	0.00E+00
Rb-89	0.00E+00	1.91E-54	1.34E-54	0.00E+00	0.00E+00	0.00E+00	1.11E-67	0.00E+00
Sr-89	1.47E+09	0.00E+00	4.21E+07	0.00E+00	0.00E+00	0.00E+00	2.35E+08	0.00E+00
Sr-90	5.98E+10	0.00E+00	1.47E+10	0.00E+00	0.00E+00	0.00E+00	1.73E+09	0.00E+00
Sr-91	3.04E+04	0.00E+00	1.23E+03	0.00E+00	0.00E+00	0.00E+00	1.45E+05	0.00E+00
Sr-92	5.14E-01	0.00E+00	2.22E-02	0.00E+00	0.00E+00	0.00E+00	1.02E+01	0.00E+00
Y-90	4.58E-03	0.00E+00	1.23E-04	0.00E+00	0.00E+00	0.00E+00	4.86E+01	0.00E+00
Y-91M	3.62E-21	0.00E+00	1.40E-22	0.00E+00	0.00E+00	0.00E+00	1.06E-20	0.00E+00
Y-91	4.94E+02	0.00E+00	1.32E+01	0.00E+00	0.00E+00	0.00E+00	2.72E+05	0.00E+00
Y-92	5.74E-44	0.00E+00	1.68E-45	0.00E+00	0.00E+00	0.00E+00	1.01E-39	0.00E+00
Y-93	1.34E-02	0.00E+00	3.70E-04	0.00E+00	0.00E+00	0.00E+00	4.25E+02	0.00E+00
Zr-95	1.77E+01	5.66E+00	3.83E+00	0.00E+00	8.88E+00	0.00E+00	1.79E+04	0.00E+00
Zr-97	5.39E-11	1.09E-11	4.98E-12	0.00E+00	1.64E-11	0.00E+00	3.37E-06	0.00E+00
Nb-95	4.62E+03	2.57E+03	1.38E+03	0.00E+00	2.54E+03	0.00E+00	1.56E+07	0.00E+00
Mo-99	0.00E+00	1.87E+03	3.55E+02	0.00E+00	4.22E+03	0.00E+00	4.32E+03	0.00E+00
Tc-99M	4.85E-24	1.37E-23	1.75E-22	0.00E+00	2.08E-22	6.72E-24	8.11E-21	0.00E+00
Tc-101	1.61E-61	2.32E-61	2.27E-60	0.00E+00	4.17E-60	1.18E-61	6.97E-73	0.00E+00
Ru-103	5.74E+01	0.00E+00	2.47E+01	0.00E+00	2.19E+02	0.00E+00	6.70E+03	0.00E+00
Ru-105	5.15E-05	0.00E+00	2.03E-05	0.00E+00	6.66E-04	0.00E+00	3.15E-02	0.00E+00
Ru-106	1.35E+03	0.00E+00	1.71E+02	0.00E+00	2.61E+03	0.00E+00	8.74E+04	0.00E+00
Ag-110M	3.93E+06	3.64E+06	2.16E+06	0.00E+00	7.15E+06	0.00E+00	1.48E+09	0.00E+00
Te-125M	1.06E+06	3.86E+05	1.43E+05	3.20E+05	4.33E+06	0.00E+00	4.25E+06	0.00E+00
Te-127M	3.47E+06	1.24E+06	4.23E+05	8.87E+05	1.41E+07	0.00E+00	1.16E+07	0.00E+00
Te-127	3.88E+01	1.39E+01	8.40E+00	2.87E+01	1.58E+02	0.00E+00	3.06E+03	0.00E+00

<b>H</b>	<b>OFFSITE DOSE CALCULATION MANUAL (ODCM)</b>	NUMBER: <b>H4</b>
		REV: <b>24</b>
		Page 140 of 231

**Table 5.5-12 R Values for the Prairie Island Nuclear Generating Plant\*  
- Goat Milk, Adult**

PATHWAY = GOAT MILK  
AGE GROUP = ADULT

NUCLIDE	BONE	LIVER	T. BODY	THYROID	KIDNEY	LUNG	GI-LLI	SKIN
Te-129M	3.63E+06	1.36E+06	5.75E+05	1.25E+06	1.52E+07	0.00E+00	1.83E+07	0.00E+00
Te-129	1.74E-11	6.53E-12	4.23E-12	1.33E-11	7.30E-11	0.00E+00	1.31E-11	0.00E+00
Te-131M	2.21E+04	1.08E+04	9.01E+03	1.71E+04	1.10E+05	0.00E+00	1.07E+06	0.00E+00
Te-131	2.24E-34	9.36E-35	7.08E-35	1.84E-34	9.82E-34	0.00E+00	3.17E-35	0.00E+00
Te-132	1.47E+05	9.54E+04	8.95E+04	1.05E+05	9.19E+05	0.00E+00	4.51E+06	0.00E+00
I-130	2.52E+05	7.42E+05	2.93E+05	6.29E+07	1.16E+06	0.00E+00	6.39E+05	0.00E+00
I-131	1.75E+08	2.50E+08	1.43E+08	8.19E+10	4.28E+08	0.00E+00	6.59E+07	0.00E+00
I-132	9.89E-02	2.64E-01	9.25E-02	9.25E+00	4.21E-01	0.00E+00	4.97E-02	0.00E+00
I-133	2.32E+06	4.04E+06	1.23E+06	5.94E+08	7.05E+06	0.00E+00	3.63E+06	0.00E+00
I-134	1.22E-12	3.31E-12	1.19E-12	5.74E-11	5.27E-12	0.00E+00	2.89E-15	0.00E+00
I-135	7.71E+03	2.02E+04	7.45E+03	1.33E+06	3.24E+04	0.00E+00	2.28E+04	0.00E+00
Cs-134	9.34E+09	2.22E+10	1.82E+10	0.00E+00	7.19E+09	2.39E+09	3.89E+08	0.00E+00
Cs-136	3.75E+08	1.48E+09	1.07E+09	0.00E+00	8.24E+08	1.13E+08	1.68E+08	0.00E+00
Cs-137	1.30E+10	1.77E+10	1.16E+10	0.00E+00	6.02E+09	2.00E+09	3.43E+08	0.00E+00
Cs-138	1.37E-23	2.71E-23	1.34E-23	0.00E+00	2.00E-23	1.97E-24	1.16E-28	0.00E+00
Ba-139	2.67E-09	1.90E-12	7.81E-11	0.00E+00	1.78E-12	1.08E-12	4.73E-09	0.00E+00
Ba-140	1.55E+06	1.94E+03	1.01E+05	0.00E+00	6.60E+02	1.11E+03	3.18E+06	0.00E+00
Ba-141	4.80E-48	3.63E-51	1.62E-49	0.00E+00	3.38E-51	2.06E-51	2.26E-57	0.00E+00
Ba-142	1.66E-81	1.71E-84	1.04E-82	0.00E+00	1.44E-84	9.66E-85	2.34E-99	0.00E+00
La-140	2.71E-01	1.36E-01	3.61E-02	0.00E+00	0.00E+00	0.00E+00	1.00E+04	0.00E+00
La-142	1.12E-12	5.09E-13	1.27E-13	0.00E+00	0.00E+00	0.00E+00	3.72E-09	0.00E+00
Ce-141	2.71E+02	1.83E+02	2.08E+01	0.00E+00	8.50E+01	0.00E+00	7.00E+05	0.00E+00
Ce-143	2.49E+00	1.84E+03	2.04E-01	0.00E+00	8.12E-01	0.00E+00	6.89E+04	0.00E+00
Ce-144	2.27E+04	9.50E+03	1.22E+03	0.00E+00	5.64E+03	0.00E+00	7.69E+06	0.00E+00
Pr-143	9.04E+00	3.63E+00	4.48E-01	0.00E+00	2.09E+00	0.00E+00	3.96E+04	0.00E+00
Pr-144	3.61E-55	1.50E-55	1.83E-54	0.00E+00	8.45E-56	0.00E+00	5.19E-62	0.00E+00
Nd-147	3.00E-01	3.46E-01	2.07E-02	0.00E+00	2.03E-01	0.00E+00	1.66E+03	0.00E+00
W-187	3.91E+02	3.27E+02	1.14E+02	0.00E+00	0.00E+00	0.00E+00	1.07E+05	0.00E+00
Np-239	2.20E-01	2.17E-02	1.19E-02	0.00E+00	6.76E-02	0.00E+00	4.45E+03	0.00E+00

\* R VALUES IN UNITS OF MREM/YR PER  $\mu\text{Ci}/\text{M}^3$  FOR INHALATION AND TRITIUM, AND IN UNITS OF  $\text{M}^2$ -MREM/YR PER  $\mu\text{Ci}/\text{SEC}$  FOR ALL OTHERS.

<b>H</b>	<b>OFFSITE DOSE CALCULATION MANUAL (ODCM)</b>	NUMBER:	<b>H4</b>
		REV:	<b>24</b>
		Page 141 of 231	

**Table 5.5-13 R Values for the Prairie Island Nuclear Generating Plant\*  
- Goat Milk, Teen**

PATHWAY = GOAT MILK

AGE GROUP = TEEN

NUCLIDE	BONE	LIVER	T. BODY	THYROID	KIDNEY	LUNG	GI-LLI	SKIN
H-3	0.00E+00	2.03E+03	2.03E+03	2.03E+03	2.03E+03	2.03E+03	2.03E+03	2.03E+03
C-14	1.08E+10	2.16E+09	2.16E+09	2.16E+09	2.16E+09	2.16E+09	2.16E+09	0.00E+00
Na-24	6.30E+07	6.30E+07	6.30E+07	6.30E+07	6.30E+07	6.30E+07	6.30E+07	0.00E+00
P-32	1.86E+10	1.15E+09	7.22E+08	0.00E+00	0.00E+00	0.00E+00	1.57E+09	0.00E+00
Cr-51	0.00E+00	0.00E+00	2.78E+03	1.55E+03	6.10E+02	3.97E+03	4.68E+05	0.00E+00
Mn-54	0.00E+00	9.08E+05	1.80E+05	0.00E+00	2.71E+05	0.00E+00	1.86E+06	0.00E+00
MN-56	0.00E+00	4.43E-03	7.88E-05	0.00E+00	5.61E-04	0.00E+00	2.92E-02	0.00E+00
Fe-55	3.16E+05	2.24E+05	5.23E+04	0.00E+00	0.00E+00	1.42E+05	9.70E+04	0.00E+00
Fe-59	3.17E+05	7.41E+05	2.86E+05	0.00E+00	0.00E+00	2.34E+05	1.75E+06	0.00E+00
Co-58	0.00E+00	4.63E+05	1.07E+06	0.00E+00	0.00E+00	0.00E+00	6.39E+06	0.00E+00
Co-60	0.00E+00	1.88E+06	4.24E+06	0.00E+00	0.00E+00	0.00E+00	2.45E+07	0.00E+00
Ni-63	8.85E+08	6.25E+07	3.00E+07	0.00E+00	0.00E+00	0.00E+00	9.95E+06	0.00E+00
Ni-65	4.08E-02	5.21E-03	2.37E-03	0.00E+00	0.00E+00	0.00E+00	2.82E-01	0.00E+00
Cu-64	0.00E+00	2.44E+03	1.15E+03	0.00E+00	6.17E+03	0.00E+00	1.89E+05	0.00E+00
Zn-65	1.57E+08	5.45E+08	2.54E+08	0.00E+00	3.49E+05	0.00E+00	2.31E+08	0.00E+00
Zn-69	2.34E-13	4.46E-13	3.12E-14	0.00E+00	2.92E-13	0.00E+00	8.22E-13	0.00E+00
Br-83	0.00E+00	0.00E+00	0.00E+00	0.00E+00	0.00E+00	0.00E+00	0.00E+00	0.00E+00
Br-84	0.00E+00	0.00E+00	1.77E-24	0.00E+00	0.00E+00	0.00E+00	0.00E+00	0.00E+00
Br-85	0.00E+00	0.00E+00	7.51E-289	0.00E+00	0.00E+00	0.00E+00	0.00E+00	0.00E+00
Rb-86	0.00E+00	2.67E+08	1.26E+08	0.00E+00	0.00E+00	0.00E+00	3.96E+07	0.00E+00
Rb-88	0.00E+00	2.37E-46	1.26E-46	0.00E+00	0.00E+00	0.00E+00	2.03E-53	0.00E+00
Rb-89	0.00E+00	3.38E-54	1.77E-54	0.00E+00	0.00E+00	0.00E+00	5.17E-63	0.00E+00
Sr-89	2.70E+09	0.00E+00	7.74E+07	0.00E+00	0.00E+00	0.00E+00	3.22E+08	0.00E+00
Sr-90	8.45E+10	0.00E+00	2.09E+10	0.00E+00	0.00E+00	0.00E+00	2.37E+09	0.00E+00
Sr-91	5.58E+04	0.00E+00	2.22E+03	0.00E+00	0.00E+00	0.00E+00	2.53E+05	0.00E+00
Sr-92	9.41E-01	0.00E+00	4.01E-02	0.00E+00	0.00E+00	0.00E+00	2.40E+01	0.00E+00
Y-90	8.42E-03	0.00E+00	2.27E-04	0.00E+00	0.00E+00	0.00E+00	6.95E+01	0.00E+00
Y-91M	6.63E-21	0.00E+00	2.53E-22	0.00E+00	0.00E+00	0.00E+00	3.13E-19	0.00E+00
Y-91	9.09E+02	0.00E+00	2.44E+01	0.00E+00	0.00E+00	0.00E+00	3.73E+05	0.00E+00
Y-92	1.06E-43	0.00E+00	3.07E-45	0.00E+00	0.00E+00	0.00E+00	2.91E-39	0.00E+00
Y-93	2.47E-02	0.00E+00	6.78E-04	0.00E+00	0.00E+00	0.00E+00	7.56E+02	0.00E+00
Zr-95	3.09E+01	9.74E+00	6.70E+00	0.00E+00	1.43E+01	0.00E+00	2.25E+04	0.00E+00
Zr-97	9.82E-11	1.94E-11	8.95E-12	0.00E+00	2.95E-11	0.00E+00	5.26E-06	0.00E+00
Nb-95	7.88E+03	4.37E+03	2.41E+03	0.00E+00	4.24E+03	0.00E+00	1.87E+07	0.00E+00
Mo-99	0.00E+00	3.37E+03	6.42E+02	0.00E+00	7.71E+03	0.00E+00	6.03E+03	0.00E+00
Tc-99M	8.42E-24	2.35E-23	3.04E-22	0.00E+00	3.50E-22	1.30E-23	1.54E-20	0.00E+00
Tc-101	2.94E-61	4.18E-61	4.11E-60	0.00E+00	7.57E-60	2.55E-61	7.15E-68	0.00E+00
Ru-103	1.02E+02	0.00E+00	4.37E+01	0.00E+00	3.60E+02	0.00E+00	8.53E+03	0.00E+00
Ru-105	9.41E-05	0.00E+00	3.65E-05	0.00E+00	1.19E-03	0.00E+00	7.60E-02	0.00E+00
Ru-106	2.48E+03	0.00E+00	3.13E+02	0.00E+00	4.79E+03	0.00E+00	1.19E+05	0.00E+00
Ag-110M	6.50E+06	6.15E+06	3.74E+06	0.00E+00	1.17E+07	0.00E+00	1.73E+09	0.00E+00
Te-125M	1.96E+06	7.07E+05	2.62E+05	5.48E+05	0.00E+00	0.00E+00	5.79E+06	0.00E+00
Te-127M	6.40E+06	2.27E+06	7.61E+05	1.52E+06	2.59E+07	0.00E+00	1.59E+07	0.00E+00
Te-127	7.19E+01	2.55E+01	1.55E+01	4.96E+01	2.91E+02	0.00E+00	5.55E+03	0.00E+00

<b>H</b>	<b>OFFSITE DOSE CALCULATION MANUAL (ODCM)</b>	NUMBER: <b>H4</b>
		REV: <b>24</b>
		Page 142 of 231

**Table 5.5-13 R Values for the Prairie Island Nuclear Generating Plant\*  
- Goat Milk, Teen**

PATHWAY = GOAT MILK  
AGE GROUP = TEEN

NUCLIDE	BONE	LIVER	T. BODY	THYROID	KIDNEY	LUNG	GI-LLI	SKIN
Te-129M	6.65E+06	2.47E+06	1.05E+06	2.15E+06	2.78E+07	0.00E+00	2.50E+07	0.00E+00
Te-129	3.20E-11	1.19E-11	7.78E-12	2.28E-11	1.34E-10	0.00E+00	1.75E-10	0.00E+00
Te-131M	4.03E+04	1.93E+04	1.61E+04	2.90E+04	2.01E+05	0.00E+00	1.55E+06	0.00E+00
Te-131	4.10E-34	1.69E-34	1.28E-34	3.16E-34	1.79E-33	0.00E+00	3.36E-35	0.00E+00
Te-132	2.64E+05	1.67E+05	1.56E+05	1.76E+05	1.60E+06	0.00E+00	5.29E+06	0.00E+00
I-130	4.42E+05	1.28E+06	5.11E+05	1.04E+08	1.97E+06	0.00E+00	9.83E+05	0.00E+00
I-131	3.17E+08	4.44E+08	2.38E+08	1.29E+11	7.64E+08	0.00E+00	8.78E+07	0.00E+00
I-132	1.75E-01	4.59E-01	1.65E-01	1.55E+01	7.23E-01	0.00E+00	2.00E-01	0.00E+00
I-133	4.24E+06	7.20E+06	2.20E+06	1.00E+09	1.26E+07	0.00E+00	5.45E+06	0.00E+00
I-134	2.17E-12	5.75E-12	2.06E-12	9.58E-11	9.06E-12	0.00E+00	7.57E-14	0.00E+00
I-135	1.37E+04	3.53E+04	1.31E+04	2.27E+06	5.57E+04	0.00E+00	3.91E+04	0.00E+00
Cs-134	1.62E+10	3.82E+10	1.77E+10	0.00E+00	1.21E+10	4.63E+09	4.75E+08	0.00E+00
Cs-136	6.39E+08	2.51E+09	1.69E+09	0.00E+00	1.37E+09	2.16E+08	2.02E+08	0.00E+00
Cs-137	2.35E+10	3.13E+10	1.09E+10	0.00E+00	1.06E+10	4.13E+09	4.45E+08	0.00E+00
Cs-138	2.49E-23	4.79E-23	2.39E-23	0.00E+00	3.54E-23	4.11E-24	2.17E-26	0.00E+00
Ba-139	4.93E-09	3.47E-12	1.44E-10	0.00E+00	3.27E-12	2.39E-12	4.40E-08	0.00E+00
Ba-140	2.79E+06	3.42E+03	1.80E+05	0.00E+00	1.16E+03	2.30E+03	4.30E+06	0.00E+00
Ba-141	8.83E-48	6.59E-51	2.95E-49	0.00E+00	6.12E-51	4.51E-51	1.88E-53	0.00E+00
Ba-142	3.01E-81	3.01E-84	1.85E-82	0.00E+00	2.54E-84	2.00E-84	9.23E-93	0.00E+00
La-140	4.86E-01	2.39E-01	6.36E-02	0.00E+00	0.00E+00	0.00E+00	1.37E+04	0.00E+00
La-142	2.02E-12	8.98E-13	2.24E-13	0.00E+00	0.00E+00	0.00E+00	2.73E-08	0.00E+00
Ce-141	4.96E+02	3.31E+02	3.81E+01	0.00E+00	1.56E+02	0.00E+00	9.48E+05	0.00E+00
Ce-143	4.58E+00	3.34E+03	3.73E-01	0.00E+00	1.50E+00	0.00E+00	1.00E+05	0.00E+00
Ce-144	4.18E+04	1.73E+04	2.25E+03	0.00E+00	1.03E+04	0.00E+00	1.05E+07	0.00E+00
Pr-143	1.66E+01	6.63E+00	8.27E-01	0.00E+00	3.86E+00	0.00E+00	5.47E+04	0.00E+00
Pr-144	6.65E-55	2.72E-55	3.37E-56	0.00E+00	1.56E-55	0.00E+00	7.33E-58	0.00E+00
Nd-147	5.77E-01	6.27E-01	3.76E-02	0.00E+00	3.68E-01	0.00E+00	2.26E+03	0.00E+00
W-187	7.15E+02	5.83E+02	2.04E+02	0.00E+00	0.00E+00	0.00E+00	1.58E+05	0.00E+00
Np-239	4.21E-01	3.97E-02	2.20E-02	0.00E+00	1.25E-01	0.00E+00	6.38E+03	0.00E+00

\* R VALUES IN UNITS OF MREM/YR PER  $\mu\text{Ci}/\text{M}^3$  FOR INHALATION AND TRITIUM,  
AND IN UNITS OF  $\text{M}^2$ -MREM/YR PER  $\mu\text{Ci}/\text{SEC}$  FOR ALL OTHERS.

<b>H</b>	<b>OFFSITE DOSE CALCULATION MANUAL (ODCM)</b>	NUMBER:	<b>H4</b>
		REV:	<b>24</b>
	Page 143 of 231		

**Table 5.5-14 R Values for the Prairie Island Nuclear Generating Plant\*  
- Goat Milk, Child**

PATHWAY = GOAT MILK

AGE GROUP = CHILD

NUCLIDE	BONE	LIVER	T. BODY	THYROID	KIDNEY	LUNG	GI-LLI	SKIN
H-3	0.00E+00	3.20E+03	3.20E+03	3.20E+03	3.20E+03	3.20E+03	3.20E+03	3.20E+03
C-14	2.66E+10	5.32E+09	5.32E+09	5.32E+09	5.32E+09	5.32E+09	5.32E+09	0.00E+00
Na-24	1.31E+08	1.31E+08	1.31E+08	1.31E+08	1.31E+08	1.31E+08	1.31E+08	0.00E+00
P-32	4.59E+10	2.15E+09	1.77E+09	0.00E+00	0.00E+00	0.00E+00	1.27E+09	0.00E+00
Cr-51	0.00E+00	0.00E+00	5.68E+03	3.15E+03	8.61E+02	5.75E+03	3.01E+05	0.00E+00
Mn-54	0.00E+00	1.36E+06	3.62E+05	0.00E+00	3.81E+05	0.00E+00	1.14E+06	0.00E+00
MN-56	0.00E+00	7.73E-04	1.72E-04	0.00E+00	9.34E-04	0.00E+00	1.12E-01	0.00E+00
Fe-55	7.93E+05	4.21E+05	1.30E+05	0.00E+00	0.00E+00	2.38E+05	7.79E+04	0.00E+00
Fe-59	7.36E+05	1.19E+06	5.93E+05	0.00E+00	0.00E+00	3.45E+05	1.24E+06	0.00E+00
Co-58	0.00E+00	7.08E+05	2.17E+06	0.00E+00	0.00E+00	0.00E+00	4.13E+06	0.00E+00
Co-60	0.00E+00	2.93E+06	8.63E+06	0.00E+00	0.00E+00	0.00E+00	1.62E+07	0.00E+00
Ni-63	2.22E+09	1.19E+08	7.54E+07	0.00E+00	0.00E+00	0.00E+00	8.00E+06	0.00E+00
Ni-65	9.97E-02	9.38E-03	5.48E-03	0.00E+00	0.00E+00	0.00E+00	1.15E+00	0.00E+00
Cu-64	0.00E+00	4.29E+03	2.59E+03	0.00E+00	1.04E+04	0.00E+00	2.01E+05	0.00E+00
Zn-65	3.08E+08	8.66E+08	5.11E+08	0.00E+00	5.17E+08	0.00E+00	1.44E+08	0.00E+00
Zn-69	5.76E-13	8.32E-13	7.69E-14	0.00E+00	5.05E-13	0.00E+00	5.25E-11	0.00E+00
Br-83	0.00E+00	0.00E+00	0.00E+00	0.00E+00	0.00E+00	0.00E+00	0.00E+00	0.00E+00
Br-84	0.00E+00	0.00E+00	4.00E-24	0.00E+00	0.00E+00	0.00E+00	0.00E+00	0.00E+00
Br-85	0.00E+00	0.00E+00	1.85E-288	0.00E+00	0.00E+00	0.00E+00	0.00E+00	0.00E+00
Rb-86	0.00E+00	4.96E+08	3.05E+08	0.00E+00	0.00E+00	0.00E+00	3.19E+07	0.00E+00
Rb-88	0.00E+00	4.36E-46	3.03E-46	0.00E+00	0.00E+00	0.00E+00	2.14E-47	0.00E+00
Rb-89	0.00E+00	5.92E-54	5.27E-54	0.00E+00	0.00E+00	0.00E+00	5.16E-56	0.00E+00
Sr-89	6.69E+09	0.00E+00	1.91E+08	0.00E+00	0.00E+00	0.00E+00	2.59E+08	0.00E+00
Sr-90	1.43E+11	0.00E+00	3.62E+10	0.00E+00	0.00E+00	0.00E+00	1.92E+09	0.00E+00
Sr-91	1.37E+05	0.00E+00	5.17E+03	0.00E+00	0.00E+00	0.00E+00	3.03E+05	0.00E+00
Sr-92	2.30E+00	0.00E+00	9.22E-02	0.00E+00	0.00E+00	0.00E+00	4.35E+01	0.00E+00
Y-90	2.09E-02	0.00E+00	5.58E-04	0.00E+00	0.00E+00	0.00E+00	5.94E+01	0.00E+00
Y-91M	1.62E-20	0.00E+00	8.01E-22	0.00E+00	0.00E+00	0.00E+00	3.17E-17	0.00E+00
Y-91	2.25E+03	0.00E+00	6.00E+01	0.00E+00	0.00E+00	0.00E+00	2.99E+05	0.00E+00
Y-92	2.61E-43	0.00E+00	7.45E-45	0.00E+00	0.00E+00	0.00E+00	7.53E-39	0.00E+00
Y-93	6.07E-02	0.00E+00	1.67E-03	0.00E+00	0.00E+00	0.00E+00	9.06E+02	0.00E+00
Zr-95	7.17E+01	1.58E+01	1.40E+01	0.00E+00	2.26E+01	0.00E+00	1.64E+04	0.00E+00
Zr-97	2.39E-10	3.45E-11	2.04E-11	0.00E+00	4.96E-11	0.00E+00	5.23E-06	0.00E+00
Nb-95	1.78E+04	6.93E+03	4.95E+03	0.00E+00	6.51E+03	0.00E+00	1.28E+07	0.00E+00
Mo-99	0.00E+00	6.13E+03	1.52E+03	0.00E+00	1.31E+04	0.00E+00	5.07E+03	0.00E+00
Tc-99M	1.93E-23	3.79E-23	6.27E-22	0.00E+00	5.50E-22	1.92E-23	2.15E-20	0.00E+00
Tc-101	7.21E-61	7.55E-61	9.57E-60	0.00E+00	1.29E-59	3.99E-61	2.40E-60	0.00E+00
Ru-103	2.42E+02	0.00E+00	9.28E+01	0.00E+00	6.08E+02	0.00E+00	6.24E+03	0.00E+00
Ru-105	2.30E-04	0.00E+00	8.33E-05	0.00E+00	2.02E-03	0.00E+00	1.50E-01	0.00E+00
Ru-106	6.11E+03	0.00E+00	7.63E+02	0.00E+00	8.26E+03	0.00E+00	9.51E+04	0.00E+00
Ag-110M	1.41E+07	9.52E+06	7.61E+06	0.00E+00	1.77E+07	0.00E+00	1.13E+09	0.00E+00
Te-125M	4.82E+06	1.31E+06	6.42E+05	1.35E+06	0.00E+00	0.00E+00	4.65E+06	0.00E+00
Te-127M	1.58E+07	4.25E+06	1.87E+06	3.77E+06	4.50E+07	0.00E+00	1.28E+07	0.00E+00
Te-127	1.77E+02	4.77E+01	3.79E+01	1.22E+02	5.03E+02	0.00E+00	6.91E+03	0.00E+00



<b>H</b>	<b>OFFSITE DOSE CALCULATION MANUAL (ODCM)</b>	NUMBER:	<b>H4</b>
		REV:	<b>24</b>
	Page 144 of 231		

**Table 5.5-14 R Values for the Prairie Island Nuclear Generating Plant\*  
- Goat Milk, Child**

PATHWAY = GOAT MILK

AGE GROUP = CHILD

NUCLIDE	BONE	LIVER	T. BODY	THYROID	KIDNEY	LUNG	GI-LLI	SKIN
Te-129M	1.64E+07	4.58E+06	2.54E+06	5.28E+06	4.81E+07	0.00E+00	2.00E+07	0.00E+00
Te-129	7.89E-11	2.20E-11	1.87E-11	5.63E-11	2.31E-10	0.00E+00	4.91E-09	0.00E+00
Te-131M	9.80E+04	3.39E+04	3.61E+04	6.97E+04	3.28E+05	0.00E+00	1.37E+06	0.00E+00
Te-131	1.01E-33	3.06E-34	2.99E-34	7.69E-34	3.04E-33	0.00E+00	5.28E-33	0.00E+00
Te-132	6.29E+05	2.78E+05	3.36E+05	4.06E+05	2.59E+06	0.00E+00	2.80E+06	0.00E+00
I-130	1.03E+06	2.09E+06	1.08E+06	2.30E+08	3.12E+06	0.00E+00	9.77E+05	0.00E+00
I-131	7.69E+08	7.73E+08	4.39E+08	2.56E+11	1.27E+09	0.00E+00	6.88E+07	0.00E+00
I-132	4.15E-01	7.62E-01	3.51E-01	3.54E+01	1.17E+00	0.00E+00	8.97E-01	0.00E+00
I-133	1.03E+07	1.27E+07	4.82E+06	2.37E+09	2.12E+07	0.00E+00	5.14E+06	0.00E+00
I-134	5.13E-12	9.53E-12	4.39E-12	2.19E-10	1.46E-11	0.00E+00	6.32E-12	0.00E+00
I-135	3.24E+04	5.84E+04	2.76E+04	5.17E+06	8.95E+04	0.00E+00	4.45E+04	0.00E+00
Cs-134	3.74E+10	6.14E+10	1.29E+10	0.00E+00	1.90E+10	6.82E+09	3.31E+08	0.00E+00
Cs-136	1.44E+09	3.96E+09	2.56E+09	0.00E+00	2.11E+09	3.15E+08	1.39E+08	0.00E+00
Cs-137	5.66E+10	5.42E+10	8.00E+09	0.00E+00	1.77E+10	6.35E+09	3.39E+08	0.00E+00
Cs-138	6.05E-23	8.40E-23	5.33E-23	0.00E+00	5.91E-23	6.36E-24	3.87E-23	0.00E+00
Ba-139	1.21E-08	6.47E-12	3.51E-10	0.00E+00	5.65E-12	3.80E-12	6.99E-07	0.00E+00
Ba-140	6.73E+06	5.90E+03	3.93E+05	0.00E+00	1.92E+03	3.52E+03	3.41E+06	0.00E+00
Ba-141	2.17E-47	1.22E-50	7.07E-49	0.00E+00	1.05E-50	7.14E-50	1.24E-47	0.00E+00
Ba-142	7.25E-81	5.22E-84	4.05E-82	0.00E+00	4.22E-84	3.07E-84	9.46E-83	0.00E+00
La-140	1.16E+00	4.07E-01	1.27E-01	0.00E+00	0.00E+00	0.00E+00	1.13E+04	0.00E+00
La-142	4.88E-12	1.56E-12	4.87E-13	0.00E+00	0.00E+00	0.00E+00	3.08E-07	0.00E+00
Ce-141	1.22E+03	6.09E+02	9.05E+01	0.00E+00	2.67E+02	0.00E+00	7.60E+05	0.00E+00
Ce-143	1.13E+01	6.10E+03	8.84E-01	0.00E+00	2.56E+00	0.00E+00	8.93E+04	0.00E+00
Ce-144	1.03E+05	3.23E+04	5.50E+03	0.00E+00	1.79E+04	0.00E+00	8.43E+06	0.00E+00
Pr-143	4.11E+01	1.23E+01	2.04E+00	0.00E+00	6.69E+00	0.00E+00	4.44E+04	0.00E+00
Pr-144	1.65E-54	5.09E-55	8.29E-56	0.00E+00	2.69E-55	0.00E+00	1.10E-51	0.00E+00
Nd-147	1.42E+00	1.15E+00	8.88E-02	0.00E+00	6.29E-01	0.00E+00	1.82E+03	0.00E+00
W-187	1.73E+03	1.03E+03	4.61E+02	0.00E+00	0.00E+00	0.00E+00	1.44E+05	0.00E+00
Np-239	1.04E+00	7.43E-02	5.23E-02	0.00E+00	2.15E-01	0.00E+00	5.50E+03	0.00E+00

\* R VALUES IN UNITS OF MREM/YR PER  $\mu\text{Ci}/\text{M}^3$  FOR INHALATION AND TRITIUM,  
AND IN UNITS OF  $\text{M}^2$ -MREM/YR PER  $\mu\text{Ci}/\text{SEC}$  FOR ALL OTHERS.

<b>H</b>	<b>OFFSITE DOSE CALCULATION MANUAL (ODCM)</b>	NUMBER:	<b>H4</b>
		REV:	<b>24</b>
		Page 145 of 231	

**Table 5.5-15 R Values for the Prairie Island Nuclear Generating Plant\*  
- Goat Milk, Infant**

PATHWAY = GOAT MILK  
AGE GROUP = INFANT

NUCLIDE	BONE	LIVER	T. BODY	THYROID	KIDNEY	LUNG	GI-LLI	SKIN
H-3	0.00E+00	4.86E+03	4.86E+03	4.86E+03	4.86E+03	4.86E+03	4.86E+03	4.86E+03
C-14	5.21E+10	1.11E+10	1.11E+10	1.11E+10	1.11E+10	1.11E+10	1.11E+10	0.00E+00
Na-24	2.28E+08	2.28E+08	2.28E+08	2.28E+08	2.28E+08	2.28E+08	2.28E+08	0.00E+00
P-32	9.47E+10	5.57E+09	3.87E+09	0.00E+00	0.00E+00	0.00E+00	1.28E+09	0.00E+00
Cr-51	0.00E+00	0.00E+00	8.99E+03	5.87E+03	1.28E+03	1.14E+04	2.62E+05	0.00E+00
Mn-54	0.00E+00	2.53E+06	5.73E+05	0.00E+00	5.60E+05	0.00E+00	9.28E+05	0.00E+00
MN-56	0.00E+00	1.89E-03	3.26E-04	0.00E+00	1.63E-03	0.00E+00	1.72E-01	0.00E+00
Fe-55	9.59E+05	6.19E+05	1.66E+05	0.00E+00	0.00E+00	3.03E+05	7.86E+04	0.00E+00
Fe-59	1.37E+06	2.40E+06	9.46E+05	0.00E+00	0.00E+00	7.09E+05	1.15E+06	0.00E+00
Co-58	0.00E+00	1.42E+06	3.51E+06	0.00E+00	0.00E+00	0.00E+00	3.53E+06	0.00E+00
Co-60	0.00E+00	5.97E+06	1.41E+07	0.00E+00	0.00E+00	0.00E+00	1.42E+07	0.00E+00
Ni-63	2.61E+09	1.62E+08	9.07E+07	0.00E+00	0.00E+00	0.00E+00	8.04E+06	0.00E+00
Ni-65	2.11E-01	2.39E-02	1.09E-02	0.00E+00	0.00E+00	0.00E+00	1.82E+00	0.00E+00
Cu-64	0.00E+00	1.07E+04	4.93E+03	0.00E+00	1.80E+04	0.00E+00	2.19E+05	0.00E+00
Zn-65	3.01E+08	1.42E+09	6.55E+08	0.00E+00	6.88E+08	0.00E+00	1.20E+09	0.00E+00
Zn-69	1.23E-12	2.21E-12	1.64E-13	0.00E+00	9.18E-13	0.00E+00	1.80E-10	0.00E+00
Br-83	0.00E+00	0.00E+00	0.00E+00	0.00E+00	0.00E+00	0.00E+00	0.00E+00	0.00E+00
Br-84	0.00E+00	0.00E+00	7.72E-24	0.00E+00	0.00E+00	0.00E+00	0.00E+00	0.00E+00
Br-85	0.00E+00	0.00E+00	3.94E-288	0.00E+00	0.00E+00	0.00E+00	0.00E+00	0.00E+00
Rb-86	0.00E+00	1.26E+09	6.22E+08	0.00E+00	0.00E+00	0.00E+00	3.22E+07	0.00E+00
Rb-88	0.00E+00	1.14E-45	6.26E-46	0.00E+00	0.00E+00	0.00E+00	1.11E-45	0.00E+00
Rb-89	0.00E+00	1.45E-53	9.97E-54	0.00E+00	0.00E+00	0.00E+00	4.93E-54	0.00E+00
Sr-89	1.27E+10	0.00E+00	3.65E+08	0.00E+00	0.00E+00	0.00E+00	2.62E+08	0.00E+00
Sr-90	1.55E+11	0.00E+00	3.95E+10	0.00E+00	0.00E+00	0.00E+00	1.94E+09	0.00E+00
Sr-91	2.85E+05	0.00E+00	1.03E+04	0.00E+00	0.00E+00	0.00E+00	3.38E+05	0.00E+00
Sr-92	4.89E+00	0.00E+00	1.82E-01	0.00E+00	0.00E+00	0.00E+00	5.27E+01	0.00E+00
Y-90	4.41E-02	0.00E+00	1.18E-03	0.00E+00	0.00E+00	0.00E+00	6.09E+01	0.00E+00
Y-91M	3.43E-20	0.00E+00	1.17E-21	0.00E+00	0.00E+00	0.00E+00	1.14E-16	0.00E+00
Y-91	4.25E+03	0.00E+00	1.12E+02	0.00E+00	0.00E+00	0.00E+00	3.02E+05	0.00E+00
Y-92	5.54E-43	0.00E+00	1.56E-44	0.00E+00	0.00E+00	0.00E+00	1.06E-38	0.00E+00
Y-93	1.29E-01	0.00E+00	3.53E-03	0.00E+00	0.00E+00	0.00E+00	1.02E+03	0.00E+00
Zr-95	1.27E+02	3.10E+01	2.20E+01	0.00E+00	3.34E+01	0.00E+00	1.55E+04	0.00E+00
Zr-97	5.06E-10	8.68E-11	3.96E-11	0.00E+00	8.75E-11	0.00E+00	5.54E-06	0.00E+00
Nb-95	3.32E+04	1.37E+04	7.91E+03	0.00E+00	9.81E+03	0.00E+00	1.15E+07	0.00E+00
Mo-99	0.00E+00	1.57E+04	3.05E+03	0.00E+00	2.34E+04	0.00E+00	5.16E+03	0.00E+00
Tc-99M	4.02E-23	8.28E-23	1.07E-21	0.00E+00	8.91E-22	4.33E-23	2.40E-20	0.00E+00
Tc-101	1.53E-60	1.93E-60	1.91E-59	0.00E+00	2.29E-59	1.05E-60	3.28E-58	0.00E+00
Ru-103	4.89E+02	0.00E+00	1.64E+02	0.00E+00	1.02E+03	0.00E+00	5.95E+03	0.00E+00
Ru-105	4.84E-04	0.00E+00	1.61E-04	0.00E+00	3.56E-03	0.00E+00	1.93E-01	0.00E+00
Ru-106	1.26E+04	0.00E+00	1.57E+03	0.00E+00	1.49E+04	0.00E+00	9.56E+04	0.00E+00
Ag-110M	2.61E+07	1.90E+07	1.26E+07	0.00E+00	2.72E+07	0.00E+00	9.86E+08	0.00E+00
Te-125M	9.85E+06	3.29E+06	1.33E+06	3.31E+06	0.00E+00	0.00E+00	4.69E+06	0.00E+00
Te-127M	3.19E+07	1.07E+07	3.86E+06	9.22E+06	7.86E+07	0.00E+00	1.29E+07	0.00E+00
Te-127	3.75E+02	1.26E+04	8.07E+01	3.06E+02	9.16E+02	0.00E+00	7.89E+03	0.00E+00

<b>H</b>	<b>OFFSITE DOSE CALCULATION MANUAL (ODCM)</b>	NUMBER:	<b>H4</b>
		REV:	<b>24</b>
		Page 146 of 231	


**Table 5.5-15 R Values for the Prairie Island Nuclear Generating Plant\*  
- Goat Milk, Infant**

PATHWAY = GOAT MILK

AGE GROUP = INFANT

NUCLIDE	BONE	LIVER	T. BODY	THYROID	KIDNEY	LUNG	GI-LLI	SKIN
Te-129M	3.36E+07	1.15E+07	5.18E+06	1.29E+07	8.41E+07	0.00E+00	2.01E+07	0.00E+00
Te-129	1.67E-10	5.77E-11	3.90E-11	1.40E-10	4.16E-10	0.00E+00	1.34E-08	0.00E+00
Te-131M	2.07E+05	8.33E+02	6.87E+04	1.69E+05	5.73E+05	0.00E+00	1.40E+06	0.00E+00
Te-131	2.13E-33	7.87E-34	5.95E-34	1.90E-33	5.45E-33	0.00E+00	8.61E-32	0.00E+00
Te-132	1.30E+06	6.42E+05	5.99E+05	9.47E+05	4.01E+06	0.00E+00	2.37E+06	0.00E+00
I-130	2.12E+06	4.67E+06	1.88E+06	5.24E+08	5.13E+06	0.00E+00	1.00E+06	0.00E+00
I-131	1.60E+09	1.89E+09	8.31E+08	6.21E+11	2.21E+09	0.00E+00	6.75E+07	0.00E+00
I-132	8.61E-01	1.75E+00	6.22E-01	8.19E+01	1.95E+00	0.00E+00	1.42E+00	0.00E+00
I-133	2.18E+07	3.17E+07	9.28E+06	5.76E+09	3.73E+07	0.00E+00	5.36E+06	0.00E+00
I-134	1.06E-11	2.18E-11	7.49E-12	5.08E-10	2.44E-11	0.00E+00	2.25E-11	0.00E+00
I-135	6.75E+04	1.34E+05	4.89E+04	1.20E+07	1.50E+05	0.00E+00	4.86E+04	0.00E+00
Cs-134	6.02E+10	1.12E+11	1.13E+10	0.00E+00	2.89E+10	1.19E+10	3.05E+08	0.00E+00
Cs-136	2.82E+09	8.28E+09	3.09E+09	0.00E+00	3.30E+09	6.75E+08	1.26E+08	0.00E+00
Cs-137	9.04E+10	1.06E+11	7.50E+09	0.00E+00	2.84E+10	1.15E+10	3.31E+08	0.00E+00
Cs-138	1.28E-22	2.07E-22	9.81E-23	0.00E+00	1.03E-22	1.61E-23	3.31E-22	0.00E+00
Ba-139	2.58E-08	1.71E-11	7.46E-10	0.00E+00	1.03E-11	1.04E-11	1.63E-06	0.00E+00
Ba-140	1.39E+07	1.39E+04	7.14E+05	0.00E+00	3.29E+03	8.51E+03	3.40E+06	0.00E+00
Ba-141	4.61E-47	3.16E-50	1.45E-48	0.00E+00	1.90E-50	1.92E-50	5.63E-46	0.00E+00
Ba-142	1.53E-80	1.27E-83	7.51E-82	0.00E+00	7.31E-84	7.68E-84	6.30E-80	0.00E+00
La-140	2.43E+00	9.59E-01	2.47E-01	0.00E+00	0.00E+00	0.00E+00	1.13E+04	0.00E+00
La-142	1.02E-11	3.76E-12	9.01E-13	0.00E+00	0.00E+00	0.00E+00	6.39E-07	0.00E+00
Ce-141	2.42E+03	1.48E+03	1.74E+02	0.00E+00	4.56E+02	0.00E+00	7.63E+05	0.00E+00
Ce-143	2.38E+01	1.58E+04	1.80E+00	0.00E+00	4.60E+00	0.00E+00	9.22E+04	0.00E+00
Ce-144	1.48E+05	6.05E+04	8.28E+03	0.00E+00	2.44E+04	0.00E+00	8.48E+06	0.00E+00
Pr-143	8.51E+01	3.18E+01	4.22E+00	0.00E+00	1.18E+01	0.00E+00	4.49E+04	0.00E+00
Pr-144	3.50E-54	1.35E-54	1.76E-55	0.00E+00	4.90E-55	0.00E+00	6.29E-50	0.00E+00
Nd-147	2.81E+00	2.88E+00	1.77E-01	0.00E+00	1.11E+00	0.00E+00	1.83E+03	0.00E+00
W-187	3.65E+03	2.54E+03	8.77E+02	0.00E+00	0.00E+00	0.00E+00	1.49E+05	0.00E+00
Np-239	2.19E+00	1.96E-01	1.11E-01	0.00E+00	3.90E-01	0.00E+00	5.66E+03	0.00E+00

\* R VALUES IN UNITS OF MREM/YR PER  $\mu\text{Ci}/\text{M}^3$  FOR INHALATION AND TRITIUM,  
AND IN UNITS OF  $\text{M}^2$ -MREM/YR PER  $\mu\text{Ci}/\text{SEC}$  FOR ALL OTHERS.



**OFFSITE DOSE CALCULATION  
MANUAL (ODCM)**

NUMBER:

**H4**

REV:


**24**

Page 147 of 231

**Table 5.5-16 R Values for the Prairie Island Nuclear Generating Plant\*  
- Inhalation, Adult**

PATHWAY = INHALATION  
AGE GROUP = ADULT

NUCLIDE	BONE	LIVER	T. BODY	THYROID	KIDNEY	LUNG	GI-LLI	SKIN
H-3	0.00E+00	1.26E+03	1.26E+03	1.26E+03	1.26E+03	1.26E+03	1.26E+03	1.26E+03
C-14	1.82E+04	3.41E+03	3.41E+03	3.41E+03	3.41E+03	3.41E+03	3.41E+03	0.00E+00
Na-24	1.02E+04	1.02E+04	1.02E+04	1.02E+04	1.02E+04	1.02E+04	1.02E+04	0.00E+00
P-32	1.32E+06	7.71E+04	5.01E+04	0.00E+00	0.00E+00	0.00E+00	8.64E+04	0.00E+00
Cr-51	0.00E+00	0.00E+00	1.00E+02	5.95E+01	2.28E+01	1.44E+04	3.32E+03	0.00E+00
Mn-54	0.00E+00	3.96E+04	6.30E+03	0.00E+00	9.84E+03	1.40E+06	7.74E+04	0.00E+00
MN-56	0.00E+00	1.24E+00	1.83E-01	0.00E+00	1.30E+00	9.44E+03	2.02E+04	0.00E+00
Fe-55	2.46E+04	1.70E+04	3.94E+03	0.00E+00	0.00E+00	7.21E+04	6.03E+03	0.00E+00
Fe-59	1.18E+04	2.78E+04	1.06E+04	0.00E+00	0.00E+00	1.02E+06	1.88E+05	0.00E+00
Co-58	0.00E+00	1.58E+03	2.07E+03	0.00E+00	0.00E+00	9.28E+05	1.06E+05	0.00E+00
Co-60	0.00E+00	1.15E+04	1.48E+04	0.00E+00	0.00E+00	5.97E+06	2.85E+05	0.00E+00
Ni-63	4.32E+05	3.14E+04	1.45E+04	0.00E+00	0.00E+00	1.78E+05	1.34E+04	0.00E+00
Ni-65	1.54E+00	2.10E-01	9.12E-02	0.00E+00	0.00E+00	5.60E+03	1.23E+04	0.00E+00
Cu-64	0.00E+00	1.46E+00	6.15E-01	0.00E+00	4.62E+00	6.78E+03	4.90E+04	0.00E+00
Zn-65	3.24E+04	1.03E+05	4.66E+04	0.00E+00	6.90E+04	8.64E+05	5.34E+04	0.00E+00
Zn-69	3.38E-02	6.51E-02	4.52E-03	0.00E+00	4.22E-02	9.20E+02	1.63E+01	0.00E+00
Br-83	0.00E+00	0.00E+00	2.41E+02	0.00E+00	0.00E+00	0.00E+00	2.32E+02	0.00E+00
Br-84	0.00E+00	0.00E+00	3.13E+02	0.00E+00	0.00E+00	0.00E+00	1.64E-03	0.00E+00
Br-85	0.00E+00	0.00E+00	1.28E+01	0.00E+00	0.00E+00	0.00E+00	0.00E+00	0.00E+00
Rb-86	0.00E+00	1.35E+05	5.90E+04	0.00E+00	0.00E+00	0.00E+00	1.66E+04	0.00E+00
Rb-88	0.00E+00	3.87E+02	1.93E+02	0.00E+00	0.00E+00	0.00E+00	3.34E-09	0.00E+00
Rb-89	0.00E+00	2.56E+02	1.70E+02	0.00E+00	0.00E+00	0.00E+00	9.28E-12	0.00E+00
Sr-89	3.04E+05	0.00E+00	8.72E+03	0.00E+00	0.00E+00	1.40E+06	3.50E+05	0.00E+00
Sr-90	9.92E+07	0.00E+00	6.10E+06	0.00E+00	0.00E+00	9.60E+06	7.22E+05	0.00E+00
Sr-91	6.19E+01	0.00E+00	2.50E+00	0.00E+00	0.00E+00	3.65E+04	1.91E+05	0.00E+00
Sr-92	6.74E+00	0.00E+00	2.91E-01	0.00E+00	0.00E+00	1.65E+04	4.30E+04	0.00E+00
Y-90	2.09E+03	0.00E+00	5.61E+01	0.00E+00	0.00E+00	1.70E+05	5.06E+05	0.00E+00
Y-91M	2.61E-01	0.00E+00	1.02E-02	0.00E+00	0.00E+00	1.92E+03	1.33E+00	0.00E+00
Y-91	4.62E+05	0.00E+00	1.24E+04	0.00E+00	0.00E+00	1.70E+06	3.85E+05	0.00E+00
Y-92	1.03E+01	0.00E+00	3.02E-01	0.00E+00	0.00E+00	1.57E+04	7.35E+04	0.00E+00
Y-93	9.44E+01	0.00E+00	2.61E+00	0.00E+00	0.00E+00	4.85E+04	4.22E+05	0.00E+00
Zr-95	1.07E+05	3.44E+04	2.33E+04	0.00E+00	5.42E+04	1.77E+06	1.50E+05	0.00E+00
Zr-97	9.68E+01	1.96E+01	9.04E+00	0.00E+00	2.97E+01	7.87E+04	5.23E+05	0.00E+00
Nb-95	1.41E+04	7.82E+03	4.21E+03	0.00E+00	7.74E+03	5.05E+05	1.04E+05	0.00E+00
Mo-99	0.00E+00	1.21E+02	2.30E+01	0.00E+00	2.91E+02	9.12E+04	2.48E+05	0.00E+00
Tc-99M	1.03E-03	2.91E-03	3.70E-02	0.00E+00	4.42E-02	7.64E+02	4.16E+03	0.00E+00
Tc-101	4.18E-05	6.02E-05	5.90E-04	0.00E+00	1.08E-03	3.99E+02	1.09E-11	0.00E+00
Ru-103	1.53E+03	0.00E+00	6.58E+02	0.00E+00	5.83E+03	5.05E+05	1.10E+05	0.00E+00
Ru-105	7.90E-01	0.00E+00	3.11E-01	0.00E+00	1.02E+00	1.10E+04	4.82E+04	0.00E+00
Ru-106	6.91E+04	0.00E+00	8.72E+03	0.00E+00	1.34E+05	9.36E+06	9.12E+05	0.00E+00
Ag-110M	1.08E+04	1.00E+04	5.94E+03	0.00E+00	1.97E+04	4.63E+06	3.02E+05	0.00E+00
Te-125M	3.42E+03	1.58E+03	4.67E+02	1.05E+03	1.24E+04	3.14E+05	7.06E+04	0.00E+00
Te-127M	1.26E+04	5.77E+03	1.57E+03	3.29E+03	4.58E+04	9.60E+05	1.50E+05	0.00E+00
Te-127	1.40E+00	6.42E-01	3.10E-01	1.06E+00	5.10E+00	6.51E+03	5.74E+04	0.00E+00



**OFFSITE DOSE CALCULATION  
MANUAL (ODCM)**

NUMBER:

**H4**

REV:

**24**

Page 148 of 231

**Table 5.5-16 R Values for the Prairie Island Nuclear Generating Plant\*  
- Inhalation, Adult**

PATHWAY = INHALATION  
AGE GROUP = ADULT

NUCLIDE	BONE	LIVER	T. BODY	THYROID	KIDNEY	LUNG	GI-LLI	SKIN
Te-129M	9.76E+03	4.67E+03	1.57E+03	3.44E+03	3.66E+04	1.16E+06	3.83E+05	0.00E+00
Te-129	4.98E-02	2.39E-02	1.24E-02	3.90E-02	1.87E-01	1.94E+03	1.57E+02	0.00E+00
Te-131M	6.99E+01	4.36E+01	2.90E-02	5.50E+01	3.09E+02	1.46E+05	5.56E+05	0.00E+00
Te-131	1.11E-02	5.95E-03	3.59E-03	9.36E-03	4.37E-02	1.39E+03	1.84E+01	0.00E+00
Te-132	2.60E+02	2.15E+02	1.62E+02	1.90E+02	1.46E+03	2.88E+05	5.10E+05	0.00E+00
I-130	4.58E+03	1.34E+04	5.28E+03	1.14E+06	2.09E+04	0.00E+00	7.69E+03	0.00E+00
I-131	2.52E+04	3.58E+04	2.05E+04	1.19E+07	6.13E+04	0.00E+00	6.28E+03	0.00E+00
I-132	1.16E+03	3.26E+03	1.16E+03	1.14E+05	5.18E+03	0.00E+00	4.06E+02	0.00E+00
I-133	8.64E+03	1.48E+04	4.52E+03	2.15E+06	2.58E+04	0.00E+00	8.88E+03	0.00E+00
I-134	6.44E+02	1.73E+03	6.15E+02	2.98E+04	2.75E+03	0.00E+00	1.01E+00	0.00E+00
I-135	2.68E+03	6.98E+03	2.57E+03	4.48E+05	1.11E+04	0.00E+00	5.25E+03	0.00E+00
Cs-134	3.73E+05	8.48E+05	7.28E+05	0.00E+00	2.87E+05	9.76E+04	1.04E+04	0.00E+00
Cs-136	3.90E+04	1.46E+05	1.10E+05	0.00E+00	8.56E+04	1.20E+04	1.17E+04	0.00E+00
Cs-137	4.78E+05	6.21E+05	4.28E+05	0.00E+00	2.22E+05	7.52E+04	8.40E+03	0.00E+00
Cs-138	3.31E+02	6.21E+02	3.24E+02	0.00E+00	4.80E+02	4.86E+01	1.86E-03	0.00E+00
Ba-139	9.36E-01	6.66E-04	2.74E-02	0.00E+00	6.22E-04	3.76E+03	8.96E+02	0.00E+00
Ba-140	3.90E+04	4.90E+01	2.57E+03	0.00E+00	1.67E+01	1.27E+06	2.18E+05	0.00E+00
Ba-141	1.00E-01	7.53E-05	3.36E-03	0.00E+00	7.00E-05	1.94E+03	1.16E-07	0.00E+00
Ba-142	2.63E-02	2.70E-05	1.66E-03	0.00E+00	2.29E-05	1.19E+03	1.57E-16	0.00E+00
La-140	3.44E+02	1.74E+02	4.58E+01	0.00E+00	0.00E+00	1.36E+05	4.58E+05	0.00E+00
La-142	6.83E-01	3.10E-01	7.72E-02	0.00E+00	0.00E+00	6.33E+03	2.11E+05	0.00E+00
Ce-141	1.99E+04	1.35E+04	1.53E+03	0.00E+00	6.26E+03	3.62E+05	1.20E+05	0.00E+00
Ce-143	1.86E+02	1.38E+02	1.53E+01	0.00E+00	6.08E+01	7.98E+04	2.26E+05	0.00E+00
Ce-144	3.43E+06	1.43E+06	1.84E+05	0.00E+00	8.48E+05	7.78E+06	8.16E+05	0.00E+00
Pr-143	9.36E+03	3.75E+03	4.64E+02	0.00E+00	2.16E+03	2.81E+05	2.00E+05	0.00E+00
Pr-144	3.01E-02	1.25E-02	1.53E-03	0.00E+00	7.05E-03	1.02E+03	2.15E-08	0.00E+00
Nd-147	5.27E+03	6.10E+03	3.65E+02	0.00E+00	3.56E+03	2.21E+05	1.73E+05	0.00E+00
W-187	8.48E+00	7.08E+00	2.48E+00	0.00E+00	0.00E+00	2.90E+04	1.55E+05	0.00E+00
Np-239	2.30E+02	2.26E+01	1.24E+01	0.00E+00	7.00E+01	3.76E+04	1.19E+05	0.00E+00

\* R VALUES IN UNITS OF MREM/YR PER  $\mu\text{Ci}/\text{M}^3$  FOR INHALATION AND TRITIUM,  
AND IN UNITS OF  $\text{M}^2$ -MREM/YR PER  $\mu\text{Ci}/\text{SEC}$  FOR ALL OTHERS.

<b>H</b>	<b>OFFSITE DOSE CALCULATION MANUAL (ODCM)</b>	NUMBER: <b>H4</b>
		REV: <b>24</b>
		Page 149 of 231

**Table 5.5-17 R Values for the Prairie Island Nuclear Generating Plant\*  
- Inhalation, Teen**

PATHWAY = INHALATION

AGE GROUP = TEEN

NUCLIDE	BONE	LIVER	T. BODY	THYROID	KIDNEY	LUNG	GI-LLI	SKIN
H-3	0.00E+00	1.27E+03	1.27E+03	1.27E+03	1.27E+03	1.27E+03	1.27E+03	1.27E+03
C-14	2.60E+04	4.87E+03	4.87E+03	4.87E+03	4.87E+03	4.87E+03	4.87E+03	0.00E+00
Na-24	1.38E+04	1.38E+04	1.38E+04	1.38E+04	1.38E+04	1.38E+04	1.38E+04	0.00E+00
P-32	1.89E+06	1.10E+05	7.16E+04	1.27E+03	0.00E+00	0.00E+00	9.28E+04	0.00E+00
Cr-51	0.00E+00	0.00E+00	1.35E+02	4.87E+03	3.07E+01	2.10E+04	3.00E+03	0.00E+00
Mn-54	0.00E+00	5.11E+04	8.40E+03	1.38E+04	1.27E+04	1.98E+06	6.68E+04	0.00E+00
MN-56	0.00E+00	1.70E+00	2.52E-01	0.00E+00	1.79E+00	1.52E+04	5.74E+04	0.00E+00
Fe-55	3.34E+04	2.38E+04	5.54E+03	7.50E+01	0.00E+00	1.24E+05	6.39E+03	0.00E+00
Fe-59	8.72E+03	3.70E+04	1.43E+04	0.00E+00	0.00E+00	1.53E+06	1.78E+05	0.00E+00
Co-58	0.00E+00	2.07E+03	2.78E+03	0.00E+00	0.00E+00	1.34E+06	9.52E+04	0.00E+00
Co-60	0.00E+00	1.51E+04	1.98E+04	0.00E+00	0.00E+00	8.72E+06	2.59E+05	0.00E+00
Ni-63	5.80E+05	4.34E+04	1.98E+04	0.00E+00	0.00E+00	3.07E+05	1.42E+04	0.00E+00
Ni-65	2.18E+00	2.93E-01	1.27E-01	0.00E+00	0.00E+00	9.36E+03	3.67E+04	0.00E+00
Cu-64	0.00E+00	2.03E+00	8.48E-01	0.00E+00	6.41E+00	1.11E+04	6.14E+04	0.00E+00
Zn-65	3.86E+04	1.34E+05	6.24E+04	0.00E+00	8.64E+04	1.24E+06	4.66E+04	0.00E+00
Zn-69	4.83E-02	9.20E-02	6.46E-03	0.00E+00	6.02E-02	1.58E+03	2.85E+02	0.00E+00
Br-83	0.00E+00	0.00E+00	3.44E+02	0.00E+00	0.00E+00	0.00E+00	0.00E+00	0.00E+00
Br-84	0.00E+00	0.00E+00	4.33E+02	0.00E+00	0.00E+00	0.00E+00	0.00E+00	0.00E+00
Br-85	0.00E+00	0.00E+00	1.83E+01	0.00E+00	0.00E+00	0.00E+00	0.00E+00	0.00E+00
Rb-86	0.00E+00	1.90E+05	8.40E+04	0.00E+00	0.00E+00	0.00E+00	1.77E+04	0.00E+00
Rb-88	0.00E+00	5.46E+02	2.72E+02	0.00E+00	0.00E+00	0.00E+00	2.92E-05	0.00E+00
Rb-89	0.00E+00	3.52E+02	2.33E+02	0.00E+00	0.00E+00	0.00E+00	3.38E-07	0.00E+00
Sr-89	4.34E+05	0.00E+00	1.25E+04	0.00E+00	0.00E+00	2.42E+06	3.71E+05	0.00E+00
Sr-90	1.08E+08	0.00E+00	6.68E+06	0.00E+00	0.00E+00	1.65E+07	7.65E+05	0.00E+00
Sr-91	8.80E+01	0.00E+00	3.51E+00	0.00E+00	0.00E+00	6.07E+04	2.59E+05	0.00E+00
Sr-92	9.52E+00	0.00E+00	4.06E-01	0.00E+00	0.00E+00	2.74E+04	1.19E+05	0.00E+00
Y-90	2.98E+03	0.00E+00	8.00E+01	0.00E+00	0.00E+00	2.93E+05	5.59E+05	0.00E+00
Y-91M	3.70E-01	0.00E+00	1.42E-02	0.00E+00	0.00E+00	3.20E+03	3.02E+01	0.00E+00
Y-91	6.61E+05	0.00E+00	1.77E+04	0.00E+00	0.00E+00	2.94E+06	4.09E+05	0.00E+00
Y-92	1.47E+01	0.00E+00	4.29E-01	0.00E+00	0.00E+00	2.68E+04	1.65E+05	0.00E+00
Y-93	1.35E+02	0.00E+00	3.72E+00	0.00E+00	0.00E+00	8.32E+04	5.79E+05	0.00E+00
Zr-95	1.46E+05	4.58E+04	3.15E+04	0.00E+00	6.74E+04	2.69E+06	1.49E+05	0.00E+00
Zr-97	1.38E+02	2.72E+01	1.26E+01	0.00E+00	4.12E+01	1.30E+05	6.30E+05	0.00E+00
Nb-95	1.86E+04	1.03E+04	5.66E+03	0.00E+00	1.00E+04	7.51E+05	9.68E+04	0.00E+00
Mo-99	0.00E+00	1.69E+02	3.22E+01	0.00E+00	4.11E+02	1.54E+05	2.69E+05	0.00E+00
Tc-99M	1.38E-03	3.86E-03	4.99E-02	0.00E+00	5.76E-02	1.15E+03	6.13E+03	0.00E+00
Tc-101	5.92E-05	8.40E-05	8.24E-04	0.00E+00	1.52E-03	6.67E+02	8.72E-07	0.00E+00
Ru-103	2.10E+03	0.00E+00	8.96E+02	0.00E+00	7.43E+03	7.83E+05	1.09E+05	0.00E+00
Ru-105	1.12E+00	0.00E+00	4.34E-01	0.00E+00	1.41E+00	1.82E+04	9.04E+04	0.00E+00
Ru-106	9.84E+04	0.00E+00	1.24E+04	0.00E+00	1.90E+05	1.61E+07	9.60E+05	0.00E+00
Ag-110M	1.38E+04	1.31E+04	7.99E+03	0.00E+00	2.50E+04	6.75E+06	2.73E+05	0.00E+00
Te-125M	4.88E+03	2.24E+03	6.67E+02	1.40E+03	0.00E+00	5.36E+05	7.50E+04	0.00E+00
Te-127M	1.80E+04	8.16E+03	2.18E+03	4.38E+03	6.54E+04	1.66E+06	1.59E+05	0.00E+00
Te-127	2.01E+00	9.12E-01	4.42E-01	1.42E+00	7.28E+00	1.12E+04	8.08E+04	0.00E+00

<b>H</b>	<b>OFFSITE DOSE CALCULATION MANUAL (ODCM)</b>	NUMBER: <b>H4</b>
		REV: <b>24</b>
		Page 150 of 231

**Table 5.5-17 R Values for the Prairie Island Nuclear Generating Plant\*  
- Inhalation, Teen**

PATHWAY = INHALATION  
AGE GROUP = TEEN

NUCLIDE	BONE	LIVER	T. BODY	THYROID	KIDNEY	LUNG	GI-LLI	SKIN
Te-129M	1.39E+04	6.58E+03	2.25E+03	4.58E+03	5.19E+04	1.98E+06	4.05E+05	0.00E+00
Te-129	7.10E-02	3.38E-02	1.76E-02	5.18E-02	2.66E-01	3.30E+03	1.62E+03	0.00E+00
Te-131M	9.84E+01	6.01E+01	4.02E+01	7.25E+01	4.39E+02	2.38E+05	6.21E+05	0.00E+00
Te-131	1.58E-02	8.32E-03	5.04E-03	1.24E-02	6.18E-02	2.34E+03	1.51E+01	0.00E+00
Te-132	3.60E+02	2.90E+04	2.19E+02	2.46E+02	1.95E+03	4.49E+05	4.63E+05	0.00E+00
I-130	6.24E+03	1.79E+04	7.17E+03	1.49E+06	2.75E+04	0.00E+00	9.12E+03	0.00E+00
I-131	3.54E+04	4.91E+04	2.64E+04	1.46E+07	8.40E+04	0.00E+00	6.49E+03	0.00E+00
I-132	1.59E+03	4.38E+03	1.58E+03	1.51E+05	6.92E+03	0.00E+00	1.27E+03	0.00E+00
I-133	1.22E+04	1.89E+04	6.22E+03	2.92E+06	3.59E+04	0.00E+00	1.03E+04	0.00E+00
I-134	8.88E+02	2.32E+03	8.40E+02	3.95E+04	3.66E+03	0.00E+00	2.04E+01	0.00E+00
I-135	3.70E+03	9.44E+03	3.49E+03	6.21E+05	1.49E+04	0.00E+00	6.95E+03	0.00E+00
Cs-134	5.02E+05	1.13E+06	5.49E+05	0.00E+00	3.75E+05	1.46E+05	9.76E+03	0.00E+00
Cs-136	5.15E+04	1.94E+05	1.37E+05	0.00E+00	1.10E+05	1.78E+04	1.09E+04	0.00E+00
Cs-137	6.70E+05	8.48E+05	3.11E+05	0.00E+00	3.04E+05	1.21E+05	8.48E+03	0.00E+00
Cs-138	4.66E+02	8.56E+02	4.46E+02	0.00E+00	6.62E+02	7.87E+01	2.70E-01	0.00E+00
Ba-139	1.34E+00	9.44E-04	3.90E-02	0.00E+00	8.88E-04	6.46E+03	6.45E+03	0.00E+00
Ba-140	5.47E+04	6.70E+01	3.52E+03	0.00E+00	2.28E+01	2.03E+06	2.29E+05	0.00E+00
Ba-141	1.42E-01	1.06E-04	4.74E-03	0.00E+00	9.84E-05	3.29E+03	7.46E-14	0.00E+00
Ba-142	3.70E-02	3.70E-05	2.27E-03	0.00E+00	3.14E-05	1.91E+03	4.79E-10	0.00E+00
La-140	4.79E+02	2.36E+02	6.26E+01	0.00E+00	0.00E+00	2.14E+05	4.87E+05	0.00E+00
La-142	9.60E-01	4.25E-01	1.06E-01	0.00E+00	0.00E+00	1.02E+04	1.20E+04	0.00E+00
Ce-141	2.84E+04	1.90E+04	2.17E+03	0.00E+00	8.88E+03	6.14E+05	1.26E+05	0.00E+00
Ce-143	2.66E+02	1.94E+02	2.16E+01	0.00E+00	8.64E+01	1.30E+05	2.55E+05	0.00E+00
Ce-144	4.89E+06	2.02E+06	2.62E+05	0.00E+00	1.21E+06	1.34E+07	8.64E+05	0.00E+00
Pr-143	1.34E+04	5.31E+03	6.62E+02	0.00E+00	3.09E+03	4.83E+05	2.14E+05	0.00E+00
Pr-144	4.30E-02	1.76E-02	2.18E-03	0.00E+00	1.01E-02	1.75E+03	2.35E-04	0.00E+00
Nd-147	7.86E+03	8.56E+03	5.13E+02	0.00E+00	5.02E+03	3.72E+05	1.82E+05	0.00E+00
W-187	1.20E+01	9.76E+00	3.43E+00	0.00E+00	0.00E+00	4.74E+04	1.77E+05	0.00E+00
Np-239	3.38E+02	3.19E+01	1.77E+01	0.00E+00	1.00E+02	6.49E+04	1.32E+05	0.00E+00

\* R VALUES IN UNITS OF MREM/YR PER  $\mu\text{Ci}/\text{M}^3$  FOR INHALATION AND TRITIUM,  
AND IN UNITS OF  $\text{M}^2$ -MREM/YR PER  $\mu\text{Ci}/\text{SEC}$  FOR ALL OTHERS.

<b>H</b>	<b>OFFSITE DOSE CALCULATION MANUAL (ODCM)</b>	NUMBER: <b>H4</b>
		REV: <b>24</b>
		Page 151 of 231

**Table 5.5-18 R Values for the Prairie Island Nuclear Generating Plant\*  
- Inhalation, Child**

PATHWAY = INHALATION

AGE GROUP = CHILD

NUCLIDE	BONE	LIVER	T. BODY	THYROID	KIDNEY	LUNG	GI-LLI	SKIN
H-3	0.00E+00	1.12E+03	1.12E+03	1.12E+03	1.12E+03	1.12E+03	1.12E+03	1.12E+03
C-14	3.59E+04	6.73E+03	6.73E+03	6.73E+03	6.73E+03	6.73E+03	6.73E+03	0.00E+00
Na-24	1.61E+04	1.61E+04	1.61E+04	1.61E+04	1.61E+04	1.61E+04	1.61E+04	0.00E+00
P-32	2.60E+06	1.14E+05	9.88E+04	0.00E+00	0.00E+00	0.00E+00	4.22E+04	0.00E+00
Cr-51	0.00E+00	0.00E+00	1.54E+02	8.55E+01	2.43E+01	1.70E+04	1.08E+03	0.00E+00
Mn-54	0.00E+00	4.29E+04	9.51E+03	0.00E+00	1.00E+04	1.58E+06	2.29E+04	0.00E+00
MN-56	0.00E+00	1.66E+00	3.12E-01	0.00E+00	1.67E+00	1.31E+04	1.23E+05	0.00E+00
Fe-55	4.74E+04	2.52E+04	7.77E+03	0.00E+00	0.00E+00	1.11E+05	2.87E+05	0.00E+00
Fe-59	2.07E+04	3.34E+04	1.67E+04	0.00E+00	0.00E+00	1.27E+06	7.07E+04	0.00E+00
Co-58	0.00E+00	1.77E+03	3.16E+03	0.00E+00	0.00E+00	1.11E+06	3.44E+04	0.00E+00
Co-60	0.00E+00	1.31E+04	2.26E+04	0.00E+00	0.00E+00	7.07E+06	9.62E+04	0.00E+00
Ni-63	8.21E+05	4.63E+04	2.80E+04	0.00E+00	0.00E+00	2.75E+05	6.33E+03	0.00E+00
Ni-65	2.99E+00	2.96E-01	1.64E-01	0.00E+00	0.00E+00	8.18E+03	8.40E+04	0.00E+00
Cu-64	0.00E+00	1.99E+00	1.07E+00	0.00E+00	6.03E+00	9.58E+03	3.67E+04	0.00E+00
Zn-65	4.26E+04	1.13E+05	7.03E+04	0.00E+00	7.14E+04	9.95E+05	1.63E+04	0.00E+00
Zn-69	6.70E-02	9.66E-02	8.92E-03	0.00E+00	5.85E-02	1.42E+03	1.02E+04	0.00E+00
Br-83	0.00E+00	0.00E+00	4.74E+02	0.00E+00	0.00E+00	0.00E+00	0.00E+00	0.00E+00
Br-84	0.00E+00	0.00E+00	5.48E+02	0.00E+00	0.00E+00	0.00E+00	0.00E+00	0.00E+00
Br-85	0.00E+00	0.00E+00	2.53E+01	0.00E+00	0.00E+00	0.00E+00	0.00E+00	0.00E+00
Rb-86	0.00E+00	1.98E+05	1.14E+05	0.00E+00	0.00E+00	0.00E+00	7.99E+03	0.00E+00
Rb-88	0.00E+00	5.62E+02	3.66E+02	0.00E+00	0.00E+00	0.00E+00	1.72E+01	0.00E+00
Rb-89	0.00E+00	3.45E+02	2.90E+02	0.00E+00	0.00E+00	0.00E+00	1.89E+00	0.00E+00
Sr-89	5.99E+05	0.00E+00	1.72E+04	0.00E+00	0.00E+00	2.16E+06	1.67E+05	0.00E+00
Sr-90	1.01E+08	0.00E+00	6.44E+06	0.00E+00	0.00E+00	1.48E+07	3.43E+05	0.00E+00
Sr-91	1.21E+02	0.00E+00	4.59E+00	0.00E+00	0.00E+00	5.33E+04	1.74E+05	0.00E+00
Sr-92	1.31E+01	0.00E+00	5.25E-01	0.00E+00	0.00E+00	2.40E+04	2.42E+05	0.00E+00
Y-90	4.11E+03	0.00E+00	1.11E+02	0.00E+00	0.00E+00	2.62E+05	2.68E+05	0.00E+00
Y-91M	5.07E-01	0.00E+00	1.84E-02	0.00E+00	0.00E+00	2.81E+03	1.72E+03	0.00E+00
Y-91	9.14E+05	0.00E+00	2.44E+04	0.00E+00	0.00E+00	2.63E+06	1.84E+05	0.00E+00
Y-92	2.04E+01	0.00E+00	5.81E-01	0.00E+00	0.00E+00	2.39E+04	2.39E+05	0.00E+00
Y-93	1.86E+02	0.00E+00	5.11E+00	0.00E+00	0.00E+00	7.44E+04	3.89E+05	0.00E+00
Zr-95	1.90E+05	4.18E+04	3.70E+04	0.00E+00	5.96E+04	2.23E+06	6.11E+04	0.00E+00
Zr-97	1.88E+02	2.72E+01	1.60E+01	0.00E+00	3.89E+01	1.13E+05	3.51E+05	0.00E+00
Nb-95	2.35E+04	9.18E+03	6.55E+03	0.00E+00	8.62E+03	6.14E+05	3.70E+04	0.00E+00
Mo-99	0.00E+00	1.72E+02	4.26E+01	0.00E+00	3.92E+02	1.35E+05	1.27E+05	0.00E+00
Tc-99M	1.78E-03	3.48E-03	5.77E-02	0.00E+00	5.07E-02	9.51E+02	4.81E+03	0.00E+00
Tc-101	8.10E-05	8.51E-05	1.08E-03	0.00E+00	1.45E-03	5.85E+02	1.63E+01	0.00E+00
Ru-103	2.79E+03	0.00E+00	1.07E+03	0.00E+00	7.03E+03	6.62E+05	4.48E+04	0.00E+00
Ru-105	1.53E+00	0.00E+00	5.55E-01	0.00E+00	1.34E+00	1.59E+04	9.95E+04	0.00E+00
Ru-106	1.36E+05	0.00E+00	1.69E+04	0.00E+00	1.84E+05	1.43E+07	4.29E+05	0.00E+00
Ag-110M	1.69E+04	1.14E+04	9.14E+03	0.00E+00	2.12E+04	5.48E+06	1.00E+05	0.00E+00
Te-125M	6.73E+03	2.33E+03	9.14E+02	1.92E+03	0.00E+00	4.77E+05	3.38E+04	0.00E+00
Te-127M	2.49E+04	8.55E+03	3.02E+03	6.07E+03	6.36E+04	1.48E+06	7.14E+04	0.00E+00
Te-127	2.77E+00	9.51E-01	6.11E-01	1.96E+00	7.07E+00	1.00E+04	5.62E+04	0.00E+00



<b>H</b>	<b>OFFSITE DOSE CALCULATION MANUAL (ODCM)</b>	NUMBER: <b>H4</b>
		REV: <b>24</b>
		Page 152 of 231

**Table 5.5-18 R Values for the Prairie Island Nuclear Generating Plant\*  
- Inhalation, Child**

PATHWAY = INHALATION

AGE GROUP = CHILD

NUCLIDE	BONE	LIVER	T. BODY	THYROID	KIDNEY	LUNG	GI-LLI	SKIN
Te-129M	1.92E+04	6.85E+03	3.04E+03	6.33E+03	5.03E+04	1.76E+06	1.82E+05	0.00E+00
Te-129	9.77E-02	3.50E-02	2.38E-02	7.14E-02	2.57E-01	2.93E+03	2.55E+04	0.00E+00
Te-131M	1.34E+02	5.92E+01	5.07E+01	9.77E+01	4.00E+02	2.06E+05	3.08E+05	0.00E+00
Te-131	2.17E-02	8.44E-03	6.59E-03	1.70E-02	5.88E-02	2.05E+03	1.33E+03	0.00E+00
Te-132	4.81E+02	2.72E+02	2.63E+02	3.17E+02	1.77E+03	3.77E+05	1.38E+05	0.00E+00
I-130	8.18E+03	1.64E+04	8.44E+03	1.85E+06	2.45E+04	0.00E+00	5.11E+03	0.00E+00
I-131	4.81E+04	4.81E+04	2.73E+04	1.62E+07	7.88E+04	0.00E+00	2.84E+03	0.00E+00
I-132	2.12E+03	4.07E+03	1.88E+03	1.94E+05	6.25E+03	0.00E+00	3.20E+03	0.00E+00
I-133	1.66E+04	2.03E+04	7.70E+02	3.85E+06	3.38E+04	0.00E+00	5.48E+03	0.00E+00
I-134	1.17E+03	2.03E+03	9.95E+02	5.07E+04	3.30E+03	0.00E+00	9.55E+02	0.00E+00
I-135	4.18E+03	8.73E+03	4.14E+03	7.92E+05	1.34E+04	0.00E+00	4.44E+03	0.00E+00
Cs-134	6.51E+05	1.01E+06	2.25E+05	0.00E+00	3.30E+05	1.21E+05	3.85E+03	0.00E+00
Cs-136	6.51E+04	1.71E+05	1.16E+05	0.00E+00	9.55E+04	1.45E+04	4.18E+03	0.00E+00
Cs-137	9.07E+05	8.25E+05	1.28E+05	0.00E+00	2.82E+05	1.04E+05	3.62E+03	0.00E+00
Cs-138	6.33E+02	8.40E+02	5.55E+02	0.00E+00	6.22E+02	6.81E+01	2.70E+02	0.00E+00
Ba-139	1.84E+00	9.84E-04	5.37E-02	0.00E+00	8.62E-04	5.77E+03	5.77E+04	0.00E+00
Ba-140	7.40E+04	6.48E+01	4.33E+03	0.00E+00	2.11E+01	1.74E+06	1.02E+05	0.00E+00
Ba-141	1.96E-01	1.09E-04	6.36E-03	0.00E+00	9.47E-05	2.92E+03	2.75E+02	0.00E+00
Ba-142	5.00E-02	3.60E-05	2.79E-03	0.00E+00	2.91E-05	1.64E+03	2.74E+00	0.00E+00
La-140	6.44E+02	2.25E+02	7.55E+01	0.00E+00	0.00E+00	1.83E+05	2.26E+05	0.00E+00
La-142	1.30E+00	4.11E-01	1.29E-01	0.00E+00	0.00E+00	8.70E+03	7.59E+04	0.00E+00
Ce-141	3.92E+04	1.95E+04	2.90E+03	0.00E+00	8.55E+03	5.44E+05	5.66E+04	0.00E+00
Ce-143	3.66E+02	1.99E+02	2.87E+01	0.00E+00	8.36E+01	1.15E+05	1.27E+05	0.00E+00
Ce-144	6.77E+06	2.12E+06	3.61E+05	0.00E+00	1.17E+06	1.20E+07	3.89E+05	0.00E+00
Pr-143	1.85E+04	5.55E+03	9.14E+02	0.00E+00	3.00E+03	4.33E+05	9.73E+04	0.00E+00
Pr-144	5.96E-02	1.85E-02	3.00E-03	0.00E+00	9.77E-03	1.57E+03	1.97E+02	0.00E+00
Nd-147	1.08E+04	8.73E+03	6.81E+02	0.00E+00	4.81E+03	3.28E+05	8.21E+04	0.00E+00
W-187	1.63E+01	9.66E+00	4.33E+00	0.00E+00	0.00E+00	4.11E+04	9.10E+04	0.00E+00
Np-239	4.66E+02	3.34E+01	2.35E+01	0.00E+00	9.73E+01	5.81E+04	6.40E+04	0.00E+00

\* R VALUES IN UNITS OF MREM/YR PER  $\mu\text{Ci}/\text{M}^3$  FOR INHALATION AND TRITIUM,  
AND IN UNITS OF  $\text{M}^2$  -MREM/YR PER  $\mu\text{Ci}/\text{SEC}$  FOR ALL OTHERS.

<b>H</b>	<b>OFFSITE DOSE CALCULATION MANUAL (ODCM)</b>	NUMBER:	<b>H4</b>
		REV:	<b>24</b>
	Page 153 of 231		

**Table 5.5-19 R Values for the Prairie Island Nuclear Generating Plant\*  
- Inhalation, Infant**

PATHWAY = INHALATION

AGE GROUP = INFANT

NUCLIDE	BONE	LIVER	T. BODY	THYROID	KIDNEY	LUNG	GI-LLI	SKIN
H-3	0.00E+00	6.47E+02	6.47E+02	6.47E+02	6.47E+02	6.47E+02	6.47E+02	6.47E+02
C-14	2.65E+04	5.31E+03	5.31E+03	5.31E+03	5.31E+03	5.31E+03	5.31E+03	0.00E+00
Na-24	1.06E+04	1.06E+04	1.06E+04	1.06E+04	1.06E+04	1.06E+04	1.06E+04	0.00E+00
P-32	2.03E+06	1.12E+05	7.74E+04	0.00E+00	0.00E+00	0.00E+00	1.61E+04	0.00E+00
Cr-51	0.00E+00	0.00E+00	8.95E+01	5.75E+01	1.32E+01	1.28E+04	3.57E+02	0.00E+00
Mn-54	0.00E+00	2.53E+04	4.98E+03	0.00E+00	4.98E+03	1.00E+06	7.06E+03	0.00E+00
MN-56	0.00E+00	1.54E+00	2.21E-01	0.00E+00	1.10E+00	1.25E+04	7.17E+04	0.00E+00
Fe-55	1.97E+04	1.17E+04	3.33E+03	0.00E+00	0.00E+00	8.69E+04	1.09E+03	0.00E+00
Fe-59	1.36E+04	2.35E+04	9.48E+03	0.00E+00	0.00E+00	1.02E+06	2.48E+04	0.00E+00
Co-58	0.00E+00	1.22E+03	1.82E+03	0.00E+00	0.00E+00	7.77E+05	1.11E+04	0.00E+00
Co-60	0.00E+00	8.02E+03	1.18E+04	0.00E+00	0.00E+00	4.51E+06	3.19E+04	0.00E+00
Ni-63	3.39E+05	2.04E+04	1.16E+04	0.00E+00	0.00E+00	2.09E+05	2.42E+03	0.00E+00
Ni-65	2.39E+00	2.84E-01	1.23E-01	0.00E+00	0.00E+00	8.12E+03	5.01E+04	0.00E+00
Cu-64	0.00E+00	1.88E+00	7.74E-01	0.00E+00	3.98E+00	9.30E+03	1.50E+04	0.00E+00
Zn-65	1.93E+04	6.26E+04	3.11E+04	0.00E+00	3.25E+04	6.47E+05	5.14E+04	0.00E+00
Zn-69	5.39E-02	9.67E-02	7.18E-03	0.00E+00	4.02E-02	1.47E+03	1.32E+04	0.00E+00
Br-83	0.00E+00	0.00E+00	3.81E+02	0.00E+00	0.00E+00	0.00E+00	0.00E+00	0.00E+00
Br-84	0.00E+00	0.00E+00	4.00E+02	0.00E+00	0.00E+00	0.00E+00	0.00E+00	0.00E+00
Br-85	0.00E+00	0.00E+00	2.04E+01	0.00E+00	0.00E+00	0.00E+00	0.00E+00	0.00E+00
Rb-86	0.00E+00	1.90E+05	8.82E+04	0.00E+00	0.00E+00	0.00E+00	3.04E+03	0.00E+00
Rb-88	0.00E+00	5.57E+02	2.87E+02	0.00E+00	0.00E+00	0.00E+00	3.39E+02	0.00E+00
Rb-89	0.00E+00	3.21E+02	2.06E+02	0.00E+00	0.00E+00	0.00E+00	6.82E+01	0.00E+00
Sr-89	3.98E+05	0.00E+00	1.14E+04	0.00E+00	0.00E+00	2.03E+06	6.40E+04	0.00E+00
Sr-90	4.09E+07	0.00E+00	2.59E+06	0.00E+00	0.00E+00	1.12E+07	1.31E+05	0.00E+00
Sr-91	9.56E+01	0.00E+00	3.46E+00	0.00E+00	0.00E+00	5.26E+04	7.34E+04	0.00E+00
Sr-92	1.05E+01	0.00E+00	3.91E-01	0.00E+00	0.00E+00	2.38E+04	1.40E+05	0.00E+00
Y-90	3.29E+03	0.00E+00	8.82E+01	0.00E+00	0.00E+00	2.69E+05	1.04E+05	0.00E+00
Y-91M	4.07E+19	0.00E+00	1.39E-02	0.00E+00	0.00E+00	2.79E+03	2.35E+03	0.00E+00
Y-91	5.88E+05	0.00E+00	1.57E+04	0.00E+00	0.00E+00	2.45E+06	7.03E+04	0.00E+00
Y-92	1.64E+01	0.00E+00	4.61E-01	0.00E+00	0.00E+00	2.45E+04	1.27E+05	0.00E+00
Y-93	1.50E+02	0.00E+00	4.07E+00	0.00E+00	0.00E+00	7.64E+04	1.67E+05	0.00E+00
Zr-95	1.15E+05	2.79E+04	2.03E+04	0.00E+00	3.11E+04	1.75E+06	2.17E+04	0.00E+00
Zr-97	1.50E+02	2.56E+01	1.17E+01	0.00E+00	2.59E+01	1.10E+05	1.40E+05	0.00E+00
Nb-95	1.57E+04	6.43E+03	3.78E+03	0.00E+00	4.72E+03	4.79E+05	1.27E+04	0.00E+00
Mo-99	0.00E+00	1.65E+02	3.23E+01	0.00E+00	2.65E+02	1.35E+05	4.87E+04	0.00E+00
Tc-99M	1.40E-03	2.88E-03	3.72E-02	0.00E+00	3.11E-02	8.11E+02	2.03E+03	0.00E+00
Tc-101	6.51E-05	8.23E-05	8.12E-04	0.00E+00	9.79E-04	5.84E+02	8.44E+02	0.00E+00
Ru-103	2.02E+03	0.00E+00	6.79E+02	0.00E+00	4.24E+03	5.52E+05	1.61E+04	0.00E+00
Ru-105	1.22E+00	0.00E+00	4.10E-01	0.00E+00	8.99E-01	1.57E+04	4.84E+04	0.00E+00
Ru-106	8.68E+04	0.00E+00	1.09E+04	0.00E+00	1.07E+05	1.16E+07	1.64E+05	0.00E+00
Ag-110M	9.98E+03	7.22E+03	5.00E+03	0.00E+00	1.09E+04	3.67E+06	3.30E+04	0.00E+00
Te-125M	4.76E+03	1.99E+03	6.58E+02	1.62E+03	0.00E+00	4.47E+05	1.29E+04	0.00E+00
Te-127M	1.67E+04	6.90E+03	2.07E+03	4.87E+03	3.75E+04	1.31E+06	2.73E+04	0.00E+00
Te-127	2.23E+00	9.53E-01	4.76E-01	1.85E+00	4.86E+00	1.03E+04	2.44E+04	0.00E+00

<b>H</b>	<b>OFFSITE DOSE CALCULATION MANUAL (ODCM)</b>	NUMBER: <b>H4</b>
		REV: <b>24</b>
		Page 154 of 231

**Table 5.5-19 R Values for the Prairie Island Nuclear Generating Plant\*  
- Inhalation, Infant**

PATHWAY = INHALATION  
AGE GROUP = INFANT

NUCLIDE	BONE	LIVER	T. BODY	THYROID	KIDNEY	LUNG	GI-LLI	SKIN
Te-129M	1.41E+04	6.09E+03	2.23E+03	5.47E+03	3.18E+04	1.68E+06	6.90E+04	0.00E+00
Te-129	7.88E-02	3.47E-02	1.88E-02	6.75E-02	1.75E-01	3.00E+03	2.63E+04	0.00E+00
Te-131M	1.07E+02	5.50E+01	3.63E+01	8.93E+01	2.65E+02	1.99E+03	1.19E+05	0.00E+00
Te-131	1.74E-02	8.22E-03	5.00E-03	1.58E-02	3.99E-02	2.06E+03	8.22E+03	0.00E+00
Te-132	3.72E+02	2.37E+02	1.76E+02	2.79E+02	1.03E+03	3.40E+05	4.41E+04	0.00E+00
I-130	6.36E+03	1.39E+03	5.57E+03	1.60E+06	1.53E+04	0.00E+00	1.99E+03	0.00E+00
I-131	3.79E+04	4.44E+04	1.96E+04	1.48E+07	5.18E+04	0.00E+00	1.06E+03	0.00E+00
I-132	1.69E+03	3.54E+03	1.26E+03	1.69E+05	3.95E+03	0.00E+00	1.90E+03	0.00E+00
I-133	1.32E+04	1.92E+03	5.60E+03	3.56E+06	2.24E+04	0.00E+00	2.16E+03	0.00E+00
I-134	9.21E+02	1.88E+03	6.65E+02	4.45E+04	2.09E+03	0.00E+00	1.29E+03	0.00E+00
I-135	3.86E+03	7.60E+03	2.77E+03	6.96E+05	8.47E+03	0.00E+00	1.83E+03	0.00E+00
Cs-134	3.96E+05	7.03E+05	7.45E+04	0.00E+00	1.90E+03	7.97E+04	1.33E+03	0.00E+00
Cs-136	4.83E+04	1.35E+05	5.29E+04	0.00E+00	5.64E+04	1.18E+04	1.43E+03	0.00E+00
Cs-137	5.49E+05	6.12E+05	4.55E+04	0.00E+00	1.72E+05	7.13E+04	1.33E+03	0.00E+00
Cs-138	5.05E+02	7.81E+02	3.98E+02	0.00E+00	4.10E+02	6.54E+01	8.76E+02	0.00E+00
Ba-139	1.48E+00	9.84E-04	4.30E-02	0.00E+00	5.92E-04	5.95E+03	5.10E+03	0.00E+00
Ba-140	5.60E+04	5.60E+01	2.90E+03	0.00E+00	1.34E+01	1.60E+06	3.84E+04	0.00E+00
Ba-141	1.57E-01	1.08E-04	4.97E-03	0.00E+00	6.50E-05	2.97E+03	4.75E+03	0.00E+00
Ba-142	3.98E-02	3.30E-05	1.96E-03	0.00E+00	1.90E-05	1.55E+03	6.93E+02	0.00E+00
La-140	5.05E+02	2.00E+02	5.15E+01	0.00E+00	0.00E+00	1.68E+05	8.48E+04	0.00E+00
La-142	1.03E+00	3.77E-01	9.04E-02	0.00E+00	0.00E+00	8.22E+03	5.95E+04	0.00E+00
Ce-141	2.77E+04	1.67E+04	1.99E+03	0.00E+00	5.25E+03	5.17E+05	2.16E+04	0.00E+00
Ce-143	2.93E+02	1.93E+02	2.21E+01	0.00E+00	5.64E+01	1.16E+05	4.97E+04	0.00E+00
Ce-144	3.19E+06	1.21E+06	1.76E+05	0.00E+00	5.38E+05	9.84E+06	1.48E+05	0.00E+00
Pr-143	1.40E+04	5.24E+03	6.99E+02	0.00E+00	1.97E+03	4.33E+05	3.72E+04	0.00E+00
Pr-144	4.79E-02	1.85E-02	2.41E-03	0.00E+00	6.72E-03	1.61E+03	4.28E+03	0.00E+00
Nd-147	7.94E+03	8.13E+03	5.00E+02	0.00E+00	3.15E+03	3.22E+05	3.12E+04	0.00E+00
W-187	1.30E+01	9.02E+00	3.12E+00	0.00E+00	0.00E+00	3.96E+04	3.56E+04	0.00E+00
Np-239	3.71E+02	3.32E+01	1.88E+01	0.00E+00	6.62E+01	5.95E+04	2.49E+04	0.00E+00

\* R VALUES IN UNITS OF MREM/YR PER  $\mu\text{Ci}/\text{M}^3$  FOR INHALATION AND TRITIUM, AND IN UNITS OF  $\text{M}^2$ -MREM/YR PER  $\mu\text{Ci}/\text{SEC}$  FOR ALL OTHERS.

<b>H</b>	<b>OFFSITE DOSE CALCULATION MANUAL (ODCM)</b>	NUMBER:	<b>H4</b>
		REV:	<b>24</b>
		Page 155 of 231	

**Table 7.1 Radiological Environmental Monitoring Program  
Sample Collection and Analysis**

Exposure Pathway and/or Sample	Number of Samples and Sample Locations**	Sampling and Collection Frequency	Type and Frequency of Analysis
1. AIRBORNE Radioiodine and Particulates	Samples from 5 locations: a. Three samples from close to the three SITE BOUNDARY locations (in different sectors) of the highest calculated annual average ground level D/Q; b. One sample from the vicinity of a community having the highest calculated annual average ground level D/Q. c. One sample from a control location specified in the REMP.	Continuous Sampler operation with sample collection weekly	Radioiodine analysis weekly for I-131  Particulate: Gross beta activity on each filter weekly*. Analysis <b>SHALL</b> be performed more than 24 hours following filter change. Perform gamma isotopic analysis on composite (by location) sample quarterly.
2. DIRECT RADIATION	32 TLD stations established with duplicate dosimeters placed at the following locations: 1. Using the 16 meteorological wind sectors as guidelines, an inner ring of stations in the general area of the site boundary is established and an outer ring of stations in the 4 to 5 mile distance from the plant site is established. Because of inaccessibility, seven sectors in the inner and outer rings are not covered	Quarterly	Gamma dose quarterly

\* If Gross beta activity in any indicator sample exceeds 10 times the yearly average of the control sample, a gamma isotopic analysis is required.

\*\* Sample locations are further described by the REMP.

<b>H</b>	<b>OFFSITE DOSE CALCULATION MANUAL (ODCM)</b>	NUMBER:
		<b>H4</b>
		REV: <b>24</b>
		Page 156 of 231

**Table 7.1 Radiological Environmental Monitoring Program  
Sample Collection and Analysis**

Exposure Pathway and/or Sample	Number of Samples and Sample Locations**	Sampling and Collection Frequency	Type and Frequency of Analysis
2. DIRECT RADIATION [Cont'd]	2. Seven dosimeters are established at special interest areas and a control station.		
3. WATERBORNE			
a. Surface	Upstream & downstream locations	Monthly Composite of weekly samples (water & ice conditions permitting)	Gamma isotopic analysis of each monthly composite  Tritium analysis of quarterly composites of monthly composites
b. Ground	3 samples from wells within 5 miles of the plant site and 1 sample from a well greater than 10 miles from the plant site	Quarterly	Gamma isotopic and tritium analyses of each sample
c. Drinking	1 sample from the City of Red Wing water supply	Monthly Composite of weekly samples	I-131 Analysis and Gross beta and gamma isotopic analyses of each monthly composite  Tritium analysis of quarterly composites of monthly composites

\*\* Sample locations are further described by the REMP.

<b>H</b>	<b>OFFSITE DOSE CALCULATION MANUAL (ODCM)</b>	NUMBER: <b>H4</b>
		REV: <b>24</b>
		Page 157 of 231

**Table 7.1 Radiological Environmental Monitoring Program  
Sample Collection and Analysis**

Exposure Pathway and/or Sample	Number of Samples and Sample Locations**	Sampling and Collection Frequency	Type and Frequency of Analysis
<b>3. WATERBORNE</b>			
[Cont'd]			
d. Sediment from shoreline	One sample upstream of plant, one sample downstream of plant, and one from shoreline of recreational area.	Semiannually	Gamma isotopic analysis of each sample
<b>4. INGESTION</b>			
a. Milk	One sample from dairy farm having highest D/Q, one sample from each of three dairy farms calculated to have doses from I-131 > 1 mRem/yr, and one sample from 10-20 miles	Semimonthly when animals are on pasture; monthly at other times.	Gamma isotopic and I-131 analysis of each sample
b. Fish and Invertebrates	One sample of one game specie of fish located upstream and downstream of the plant site  One sample of Invertebrates upstream and downstream of the plant site.	Semiannually	Gamma isotopic analyses on each sample (edible portion only on fish)

\*\* Sample locations are further described by the REMP.


<b>H</b>	<b>OFFSITE DOSE CALCULATION MANUAL (ODCM)</b>	NUMBER: <b>H4</b>
		REV: <b>24</b>
		Page 158 of 231

**Table 7.1 Radiological Environmental Monitoring Program  
Sample Collection and Analysis**

Exposure Pathway and/or Sample	Number of Samples and Sample Locations**	Sampling and Collection Frequency	Type and Frequency of Analysis
4. INGESTION [Cont'd]			
c. Food Products	One sample of corn from any field that is irrigated by water into which liquid plant wastes have been discharged*** One sample of broad leaf vegetation from highest D/Q garden and one sample from 10-20 miles	At time of harvest  At time of harvest	Gamma isotopic analysis of edible portion of each sample  I-131 analyses of edible portion of each sample

\*\* Sample locations are further described by the REMP.

\*\*\* As determined by methods outlined in the ODCM.



**OFFSITE DOSE CALCULATION  
MANUAL (ODCM)**

NUMBER:

**H4**

REV: **24**

Page 159 of 231


**Table 7.2 - Reporting Levels for Radioactivity Concentration  
in Environmental Samples**

ANALYSIS	WATER (pCi/l)	AIRBORNE PARTICULATE OR GASES (pCi/m <sup>3</sup> )	FISH (pCi/kg, wet)	MILK (pCi/l)	FOOD PRODUCTS (pCi/kg, wet)
H-3	20,000 <sup>(a)</sup>				
Mn-54	1,000		30,000		
Fe-59	400		10,000		
Co-58	1,000		30,000		
Co-60	300		10,000		
Zn-65	300		20,000		
Zr-Nb-95	400 <sup>(b)</sup>				
I-131	2 <sup>(a)</sup>	0.9		3	100
Cs-134	30	10	1,000	60	1,000
Cs-137	50	20	2,000	70	2,000
Ba-La-140	200 <sup>(b)</sup>			300 <sup>(b)</sup>	

(a) Drinking water pathway level.

(b) Total for parent and daughter.





**OFFSITE DOSE CALCULATION  
MANUAL (ODCM)**

<b>NUMBER:</b>	<b>H4</b>
<b>REV:</b>	<b>24</b>
<b>Page 160 of 231</b>	

**THIS PAGE IS LEFT INTENTIONALLY BLANK**

<b>H</b>	<b>OFFSITE DOSE CALCULATION MANUAL (ODCM)</b>	NUMBER:	<b>H4</b>
		REV:	<b>24</b>
		Page 161 of 231	

**Table 7.3 - Detection Capabilities for Environmental Sample Analysis**  
**Lower Limit of Detection (LLD)<sup>(a)</sup>**

ANALYSIS	WATER (pCi/l)	AIRBORN PARTICULATE OR GASES (Pci/M <sup>3</sup> )	FISH (pCi/kg, wet)	MILK (pCi/l)	FOOD PRODUCTS (pCi/kg, wet)	SEDIMENT (pCi/kg, dry)
Gross Beta	4	0.01				
H-3	2,000 <sup>(b)</sup>					
Mn-54	15		130			
Fe-59	30		260			
Co-58, 60	15		130			
Zn-65	30		260			
Zr-Nb-95	15 <sup>(c)</sup>					
1-131 <sup>(d)</sup>	1 <sup>(b)</sup>	0.07		1	60	
Cs-134	15	0.05	130	15	60	150
Cs-137	18	0.06	150	18	80	180
Ba-La-140	15 <sup>(c)</sup>			15 <sup>(c)</sup>		

<b>H</b>	<b>OFFSITE DOSE CALCULATION MANUAL (ODCM)</b>	NUMBER: <b>H4</b>
		REV: <b>24</b>
		Page 162 of 231

**Table 7.3 - Table Notation**

- a - The LLD is the smallest concentration of radioactive material in a sample that will be detected with 95% probability with 5% probability of falsely concluding that a blank observation represents a "real" signal.

For a particular measurement system (which may include radiochemical separation):

$$LLD = \frac{4.66s_b}{E.V.2.22.Y.exp(-\lambda \Delta\tau)}$$

Where:

LLD is the apriori lower limit of detection as defined above (as picocurie per unit mass or volume),  $s_b$  is the standard deviation of the background counting rate or of the counting rate of a blank sample as appropriate (as counts per minute). In calculating the LLD for a radionuclide determined by gamma-ray spectrometry, the background **SHALL** include the typical contributing of other radionuclides normally present in the samples (e.g., potassium-40 in milk samples). Typical values of E, V, Y and  $\Delta\tau$  **SHALL** be used in the calculations.

E is the counting efficiency (as counts per transformation),

2.22 is the number of transformation per minute per picocurie,

Y is the fractional radiochemical yield (when applicable),

$\lambda$  is the radioactive decay constant for the particular radionuclide, and

$\Delta\tau$  is the elapsed time between sample collection (or end of the sample collection period) and time of counting.

b - Drinking water pathway limit.

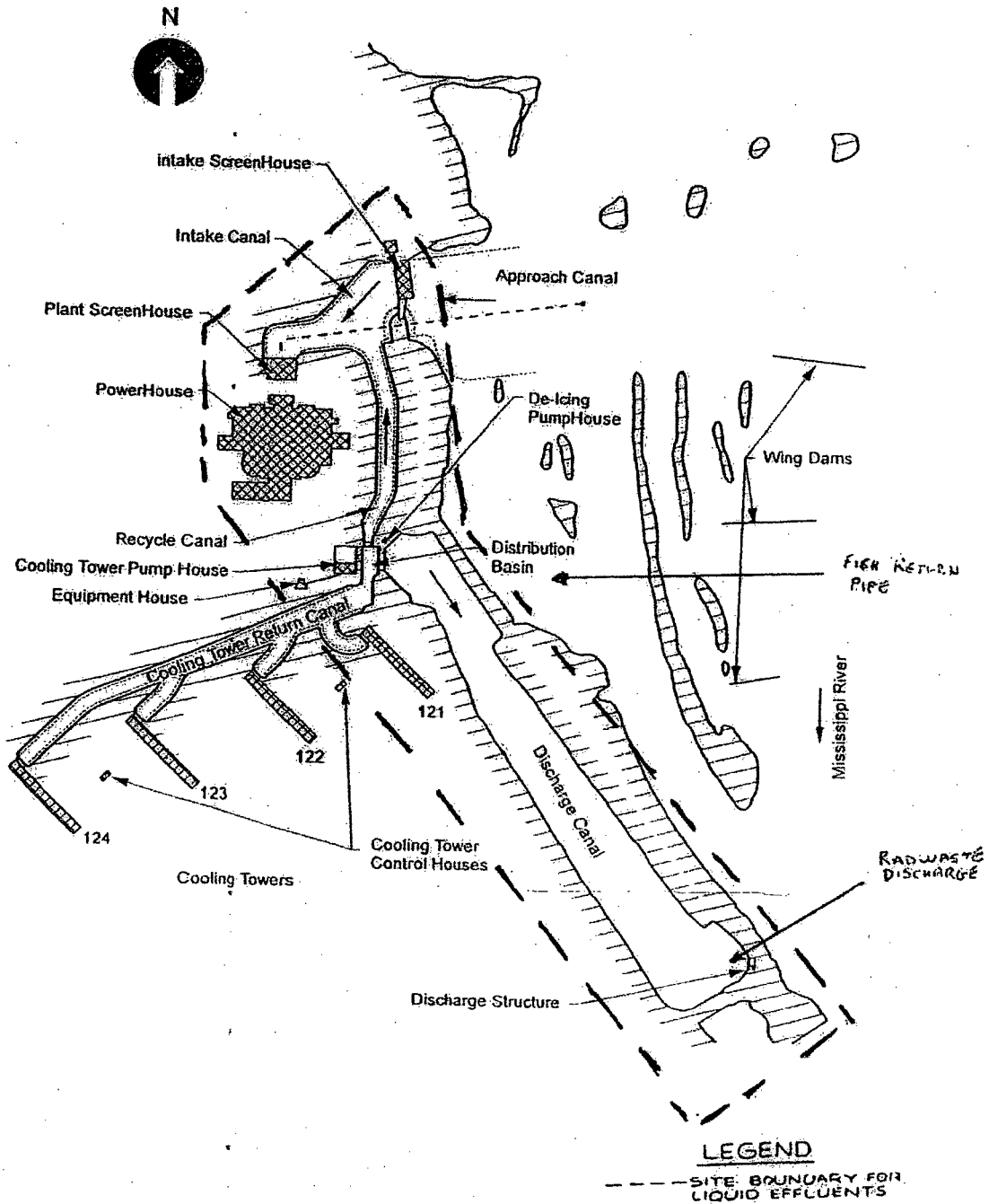
c - Total for parent and daughter

d - These LLDs apply only where "<sup>131</sup>I analysis" is specified.

e - Where "Gamma Isotopic Analysis" is specified, the LLD specification applies to the following radionuclides: <sup>54</sup>Mn, <sup>59</sup>Fe, <sup>58</sup>Co, <sup>60</sup>Co, <sup>65</sup>Zn, <sup>95</sup>Zr-Nb, <sup>137</sup>Cs, <sup>134</sup>Cs, and <sup>140</sup>Ba-La. Other peaks which are measurable and identifiable, together with the above nuclides, **SHALL** also be identified and reported.

<b>H</b>	<b>OFFSITE DOSE CALCULATION MANUAL (ODCM)</b>	NUMBER: <b>H4</b>
		REV: <b>24</b>
		Page 163 of 231

Figure 3.1 - Prairie Island Nuclear Generating Plant Site Boundary For Liquid Effluents

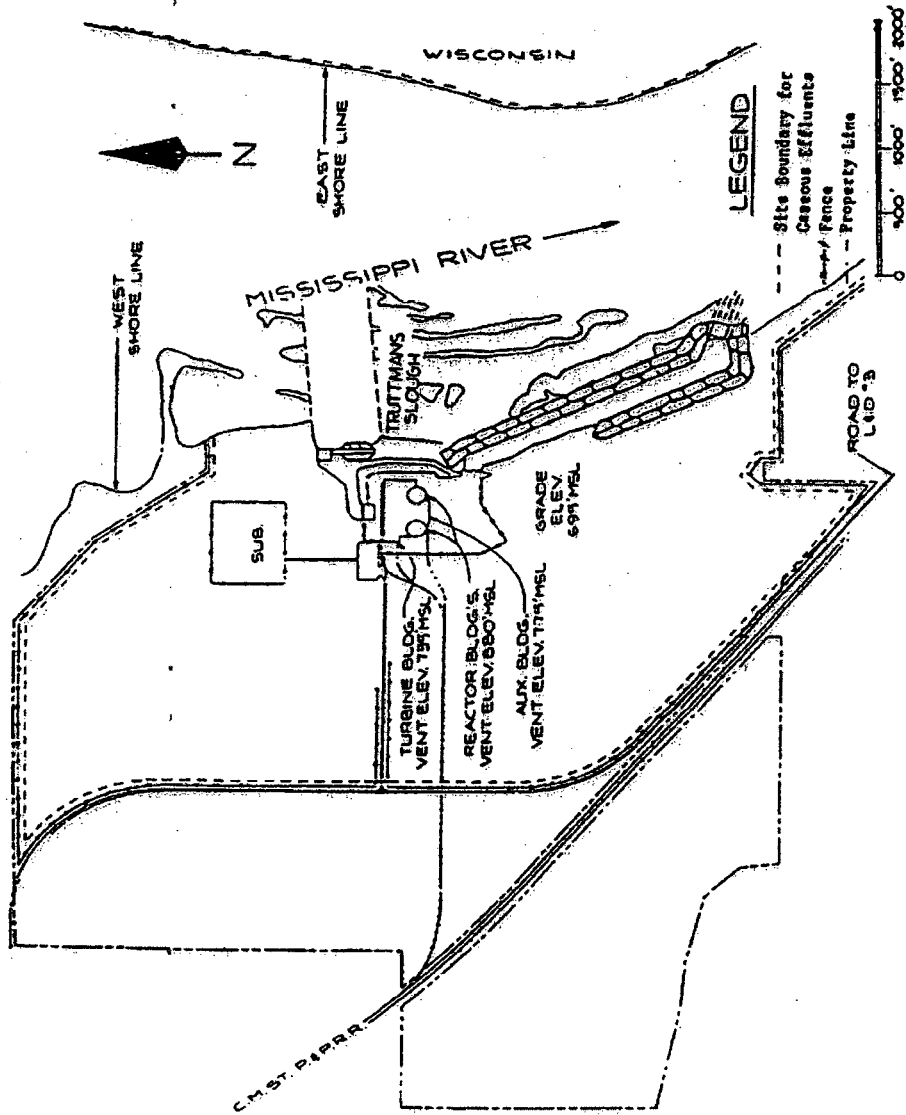


<b>H</b>	<b>OFFSITE DOSE CALCULATION MANUAL (ODCM)</b>	<b>NUMBER:</b>	<b>H4</b>
		<b>REV:</b>	<b>24</b>
		<b>Page 164 of 231</b>	

**THIS PAGE IS LEFT INTENTIONALLY BLANK**

<b>H</b>	<b>OFFSITE DOSE CALCULATION MANUAL (ODCM)</b>	NUMBER: <b>H4</b>
		REV: <b>24</b>
		Page 165 of 231

Figure 3.2 - Prairie Island Nuclear Generating Plant Site Boundary For Gaseous Effluents



<b>H</b>	<b>OFFSITE DOSE CALCULATION MANUAL (ODCM)</b>	<b>NUMBER:</b>	<b>H4</b>
		<b>REV:</b>	<b>24</b>
		<b>Page 166 of 231</b>	


**THIS PAGE IS LEFT INTENTIONALLY BLANK**

<b>H</b>	<b>OFFSITE DOSE CALCULATION MANUAL (ODCM)</b>	NUMBER:	<b>H4</b>
		REV:	<b>24</b>
		Page 167 of 231	

### Appendix A Meteorological Analyses

Table A-1	Release Conditions
Table A-2	Distance to Site Boundary
Table A-3	Long Term - Ground Level - Site Boundary - $\chi/Q$ and $D/Q$
Table A-4	Long Term - Ground Level - Standard Distances - $\chi/Q$
Table A-5	Long Term - Ground Level - Standard Distances - $D/Q$
Table A-6	Short Term - Ground Level - Site Boundary - $\chi/q$ and $D/q$
Table A-7	Short Term - Ground Level - Standard Distances - $\chi/q$
Table A-8	Short Term - Ground Level - Standard Distances - $D/q$



	<b>OFFSITE DOSE CALCULATION MANUAL (ODCM)</b>	<b>NUMBER:</b>	<b>H4</b>
		<b>REV:</b>	<b>24</b>
		<b>Page 168 of 231</b>	

**THIS PAGE IS LEFT INTENTIONALLY BLANK**

<b>H</b>	<b>OFFSITE DOSE CALCULATION MANUAL (ODCM)</b>	NUMBER:	<b>H4</b>
		REV:	<b>24</b>
		Page 169 of 231	


## Appendix

### Summary of Dispersion Calculation Procedures

Undepleted, undecayed dispersion parameters were computed using the computer program XOQDOQ (Sagendorf and Goll, 1977). Specifically, sector average  $\chi/Q$  and  $D/Q$  values were obtained for a sector width of 22.5 degrees. Building wake corrections were used to adjust calculations for ground-level releases. Standard open terrain recirculation correction factors were also applied as available as default values in XOQDOQ.

Dispersion calculations were based on ground level releases for the shield buildings, turbine buildings, and auxiliary building (hereafter referred to as the plant complex). A summary of release conditions used as input to XOQDOQ is presented in Table A-1 and controlling site boundary distances are defined in Table A-2. Computed  $\chi/Q$  and  $D/Q$  values for site boundary locations (relative to release points) and for standard distances (to five miles from the source in 0.1 mile increments) are presented in Tables A-3 through A-8.

Onsite meteorological data for the period April 1, 1977 through March 31, 1978 (as presented in Appendix B) were used as input to XOQDOQ. Data were collected and  $\Delta T$  stability classes were defined in conformance with NRC Regulatory Guide 1.23. Dispersion calculations for the plant complex were based on  $\Delta T$  42.7-12.2m and 12.2 meter wind data (joint data recovery of 96 percent).

	<b>OFFSITE DOSE CALCULATION MANUAL (ODCM)</b>	NUMBER: <b>H4</b>
		REV: <b>24</b>
		Page 170 of 231

**REFERENCES**

1. Sagendorf, J.F. and Goll, J.T., XOQDOQ Program for the Evaluation of Routine Effluent Releases at Nuclear Power Stations, NUREG-0324, U.S. Nuclear Regulatory Commission, September 1977.

<b>H</b>	<b>OFFSITE DOSE CALCULATION MANUAL (ODCM)</b>	NUMBER: <b>H4</b>
		REV: <b>24</b>
		Page 171 of 231

Table A-1 - Prairie Island Release Conditions

	<u>Shield Buildings</u>	<u>Auxiliary Building</u>	<u>Turbine Building</u>
<u>Type Release</u>	<u>Ground Level (Long Term and Short Term)</u>	<u>Ground Level (Long Term)</u>	<u>Ground Level (Long Term)</u>
<u>Release Point Height (m)</u>	<u>56.4</u>	<u>24.4</u>	<u>33.6, 12.2</u>
<u>Adjacent Building Height</u>	<u>62.2</u>	<u>62.2*</u>	<u>62.2*</u>
<u>Relative Location to Adjacent Structures</u>	<u>Adjacent to Auxiliary Building</u>	<u>Adjacent to Auxiliary Building</u>	<u>Adjacent to Auxiliary Building</u>
<u>Exit Velocity (m/sec)</u>	<u>N.A.</u>	<u>N.A.</u>	<u>N.A.</u>
<u>Internal Stack Diameter (m)</u>	<u>N.A.</u>	<u>N.A.</u>	<u>N.A.</u>
<u>Building Cross-Sectional Area (m<sup>2</sup>)</u>	<u>2,170</u>	<u>2,170**</u>	<u>2,170**</u>
<u>Purge Frequency *** (times/yr)</u>	<u>20</u>	<u>N.A.</u>	<u>N.A.</u>
<u>Purge Duration*** (hours/release)</u>	<u>5</u>	<u>N.A.</u>	<u>N.A.</u>

\* Height of Shield Buildings

\*\* Shield Building cross-sectional area

\*\*\* Applied to short-term calculations only

<b>H</b>	<b>OFFSITE DOSE CALCULATION MANUAL (ODCM)</b>	<b>NUMBER:</b>	<b>H4</b>
		<b>REV:</b>	<b>24</b>
		Page 172 of 231	

**THIS PAGE IS LEFT INTENTIONALLY BLANK**

<b>H</b>	<b>OFFSITE DOSE CALCULATION MANUAL (ODCM)</b>	NUMBER: <b>H4</b>
		REV: <b>24</b>
		Page 173 of 231

**Table A-2 Distances (Miles) to Controlling Site Boundary Locations  
As Measured from Edge of Plant Complex**

<u>Sector</u>	<u>Distance</u>
N	0.28
NNE	0.26
NE	0.84*
ENE	0.62*
E	0.59*
ESE	0.61*
SE	0.67
SSE	0.43
S	0.43
SSW	0.40
SW	0.40
WSW	0.37
W	0.36
WNW	0.36
NW	0.43
NNW	0.48

\*Over-water distances

<b>H</b>	<b>OFFSITE DOSE CALCULATION MANUAL (ODCM)</b>	<b>NUMBER:</b>	<b>H4</b>
		<b>REV:</b>	<b>24</b>
		<b>Page 174 of 231</b>	

**THIS PAGE IS LEFT INTENTIONALLY BLANK**

<b>H</b>	<b>OFFSITE DOSE CALCULATION MANUAL (ODCM)</b>	NUMBER: <b>H4</b>
		REV: <b>24</b>
		Page 175 of 231

Table A-3 Prairie Island Dispersion Parameters

Prairie Island Dispersion Parameters for Long Term Ground Level Releases  
> 500 Hrs/Yr or > 150 Hrs/QTR for Site Boundary Locations (identified in Table A-2)

<u>Site Boundary Sector</u>	<u><math>\chi/Q</math> (sec/m<sup>3</sup>)</u>	<u>D/Q (1/m<sup>2</sup>)</u>
<u>N</u>	<u>1.82E-05</u>	<u>1.18E-07</u>
<u>NNE</u>	<u>1.52E-05</u>	<u>8.55E-08</u>
<u>NE</u>	<u>1.83E-06</u>	<u>7.74E-09</u>
<u>ENE</u>	<u>3.25E-06</u>	<u>1.84E-08</u>
<u>E</u>	<u>1.05E-05</u>	<u>4.23E-08</u>
<u>ESE</u>	<u>1.86E-05</u>	<u>7.30E-08</u>
<u>SE</u>	<u>1.67E-05</u>	<u>6.80E-08</u>
<u>SSE</u>	<u>1.95E-05</u>	<u>6.81E-08</u>
<u>S</u>	<u>8.12E-06</u>	<u>3.19E-08</u>
<u>SSW</u>	<u>7.08E-06</u>	<u>2.55E-08</u>
<u>SW</u>	<u>7.66E-06</u>	<u>2.77E-08</u>
<u>WSW</u>	<u>1.13E-05</u>	<u>3.53E-08</u>
<u>W</u>	<u>2.66E-05</u>	<u>7.63E-08</u>
<u>WNW</u>	<u>3.38E-05</u>	<u>1.42E-07</u>
<u>NW</u>	<u>2.13E-05</u>	<u>9.02E-08</u>
<u>NNW</u>	<u>1.11E-05</u>	<u>5.43E-08</u>



<b>H</b>	<b>OFFSITE DOSE CALCULATION MANUAL (ODCM)</b>	<b>NUMBER:</b>	<b>H4</b>
		<b>REV:</b>	<b>24</b>
		<b>Page 176 of 231</b>	

**THIS PAGE IS LEFT INTENTIONALLY BLANK**

<b>H</b>	<b>OFFSITE DOSE CALCULATION MANUAL (ODCM)</b>	NUMBER: <b>H4</b>
		REV: <b>24</b>
		Page 177 of 231

Table A-4 Prairie Island Dispersion Parameters

Prairie Island Dispersion Parameters ( $\chi/Q$ ), SEC/M<sup>3</sup>, for Long Term Ground Level Releases  
> 500 Hrs/Yr or > 150 Hrs/QTR for Standard Distances (As Measured from Edge of Plant Complex)

Miles

<u>Sector</u>	<u>0.1</u>	<u>0.2</u>	<u>0.3</u>	<u>0.4</u>	<u>0.5</u>	<u>0.6</u>	<u>0.7</u>
N	1.20E-04	3.44E-05	1.66E-05	1.02E-05	7.04E-06	5.29E-06	4.13E-06
NNE	8.53E-05	2.44E-05	1.18E-05	7.20E-06	4.93E-06	3.67E-06	2.83E-06
NE	8.18E-05	2.35E-05	1.14E-05	6.87E-06	4.69E-06	3.49E-06	2.69E-06
ENE	7.88E-05	2.26E-05	1.10E-05	6.70E-06	4.62E-06	3.46E-06	2.69E-06
E	2.40E-04	6.89E-05	3.34E-05	2.02E-05	1.38E-05	1.02E-05	7.88E-06
ESE	4.52E-04	1.30E-04	6.28E-05	3.80E-05	2.59E-05	1.92E-05	1.48E-05
SE	4.85E-04	1.39E-04	6.74E-05	4.07E-05	2.77E-05	2.04E-05	1.56E-05
SSE	2.59E-04	7.44E-05	3.60E-05	2.17E-05	1.48E-05	1.10E-05	8.44E-06
S	1.08E-04	3.09E-05	1.46E-05	9.06E-06	6.20E-06	4.62E-06	3.58E-06
SSW	8.60E-05	2.46E-05	1.19E-05	7.19E-06	4.91E-06	3.66E-06	2.83E-06
SW	9.19E-05	2.62E-05	1.26E-05	7.72E-06	5.31E-06	3.98E-06	3.09E-06
WSW	1.17E-04	3.35E-05	1.61E-05	9.80E-06	6.70E-06	4.97E-06	3.83E-06
W	2.64E-04	7.56E-05	3.66E-05	2.22E-05	1.51E-05	1.12E-05	8.61E-06
WNW	3.42E-04	9.80E-05	4.75E-05	2.88E-05	1.98E-05	1.47E-05	1.14E-05
NW	2.91E-04	8.35E-05	4.05E-05	2.46E-05	1.68E-05	1.25E-05	9.67E-06
NNW	1.76E-04	5.04E-05	2.45E-05	1.50E-05	1.03E-05	7.70E-06	5.99E-06

Period of Record: 4/1/77 - 3/31/78

<b>H</b>	<b>OFFSITE DOSE CALCULATION MANUAL (ODCM)</b>	NUMBER:
		<b>H4</b>
		REV: <b>24</b>
		Page 178 of 231

**Table A-4 Prairie Island Dispersion Parameters**

Prairie Island Dispersion Parameters ( $\chi/Q$ ), SEC/M<sup>3</sup>, for Long Term Ground Level Releases  
> 500 Hrs/Yr or > 150 Hrs/QTR for Standard Distances (As Measured from Edge of Plant Complex)

Miles

<b>Sector</b>	<b>0.8</b>	<b>0.9</b>	<b>1.0</b>	<b>1.1</b>	<b>1.2</b>	<b>1.3</b>	<b>1.4</b>
N	3.18E-06	2.39E-06	1.87E-06	1.51E-06	1.24E-06	1.04E-06	8.80E-07
NNE	2.17E-06	1.62E-06	1.27E-06	1.02E-06	8.33E-07	6.95E-07	5.90E-07
NE	2.06E-06	1.54E-06	1.20E-06	9.60E-07	7.86E-07	6.56E-07	5.56E-07
ENE	2.07E-06	1.55E-06	1.21E-06	9.72E-07	7.98E-07	6.66E-07	5.65E-07
E	6.02E-06	4.51E-06	3.52E-06	2.82E-06	2.31E-06	1.93E-06	1.64E-06
ESE	1.13E-05	8.44E-06	6.58E-06	5.28E-06	4.33E-06	3.62E-06	3.07E-06
SE	1.19E-05	8.92E-06	6.96E-06	5.58E-06	4.58E-06	3.82E-06	3.25E-06
SSE	6.45E-06	4.82E-06	3.76E-06	3.01E-06	2.47E-06	2.06E-06	1.75E-06
S	2.74E-06	2.06E-06	1.61E-06	1.29E-06	1.06E-06	8.88E-07	7.54E-07
SSW	2.17E-06	1.63E-06	1.27E-06	1.02E-06	8.36E-07	6.99E-07	5.93E-07
SW	2.38E-06	1.78E-06	1.39E-06	1.12E-06	9.17E-07	7.66E-07	6.50E-07
WSW	2.93E-06	2.19E-06	1.71E-06	1.37E-06	1.12E-06	9.35E-07	7.93E-07
W	6.57E-06	4.91E-06	3.83E-06	3.07E-06	2.51E-06	2.10E-06	1.78E-06
WNW	8.77E-06	6.58E-06	5.14E-06	4.13E-06	3.39E-06	2.83E-06	2.41E-06
NW	7.40E-06	5.56E-06	4.35E-06	3.50E-06	2.88E-06	2.41E-06	2.05E-06
NNW	4.60E-06	3.46E-06	2.71E-06	2.18E-06	1.79E-06	1.50E-06	1.28E-06

Period of Record: 4/1/77 - 3/31/78

**H**

## OFFSITE DOSE CALCULATION MANUAL (ODCM)

NUMBER:

**H4**

REV:

**24**

Page 179 of 231

**Table A-4 Prairie Island Dispersion Parameters**

Prairie Island Dispersion Parameters ( $\chi/Q$ ), SEC/M<sup>3</sup>, for Long Term Ground Level Releases  
> 500 Hrs/Yr or > 150 Hrs/QTR for Standard Distances (As Measured from Edge of Plant Complex)

Miles

<u>Sector</u>	<u>1.5</u>	<u>1.6</u>	<u>1.7</u>	<u>1.8</u>	<u>1.9</u>	<u>2.0</u>	<u>2.1</u>
N	7.57E-07	6.59E-07	5.79E-07	5.13E-07	4.59E-07	4.14E-07	3.76E-07
NNE	5.07E-07	4.41E-07	3.87E-07	3.43E-07	3.07E-07	2.77E-07	2.52E-07
NE	4.77E-07	4.15E-07	3.64E-07	3.23E-07	2.89E-07	2.61E-07	2.38E-07
ENE	4.86E-07	4.23E-07	3.71E-07	3.29E-07	2.94E-07	2.65E-07	2.41E-07
E	1.41E-06	1.23E-06	1.08E-06	9.55E-07	8.56E-07	7.75E-07	7.05E-06
ESE	2.64E-06	2.30E-06	2.02E-06	1.79E-06	1.61E-06	1.46E-06	1.32E-06
SE	2.79E-06	2.43E-06	2.14E-06	1.90E-06	1.70E-06	1.54E-06	1.40E-06
SSE	1.50E-06	1.31E-06	1.15E-06	1.02E-06	9.12E-07	8.25E-07	7.51E-07
S	6.49E-07	5.65E-07	4.97E-07	4.41E-07	3.95E-07	3.56E-07	3.24E-07
SSW	5.10E-07	4.44E-07	3.90E-07	3.46E-07	3.10E-07	2.80E-07	2.54E-07
SW	5.59E-07	4.87E-07	4.27E-07	3.79E-07	3.39E-07	3.06E-07	2.78E-07
WSW	6.82E-07	5.93E-07	5.21E-07	4.61E-07	4.13E-07	3.74E-07	3.40E-07
W	1.53E-06	1.33E-06	1.17E-06	1.04E-06	9.29E-07	8.40E-07	7.64E-07
WNW	2.07E-06	1.80E-06	1.59E-06	1.41E-06	1.26E-06	1.14E-06	1.03E-06
NW	1.76E-06	1.54E-06	1.35E-06	1.20E-06	1.08E-06	9.72E-06	8.83E-07
NNW	1.10E-06	9.59E-07	8.43E-07	7.47E-07	6.69E-07	6.04E-07	5.49E-07

Period of Record: 4/1/77 - 3/31/78

**H**

## OFFSITE DOSE CALCULATION MANUAL (ODCM)

NUMBER:

**H4**REV: **24**

Page 180 of 231

**Table A-4 Prairie Island Dispersion Parameters**

Prairie Island Dispersion Parameters ( $\chi/Q$ ), SEC/M<sup>3</sup>, for Long Term Ground Level Releases  
> 500 Hrs/Yr or > 150 Hrs/QTR for Standard Distances (As Measured from Edge of Plant Complex)

Miles

<u>Sector</u>	<u>2.2</u>	<u>2.3</u>	<u>2.4</u>	<u>2.5</u>	<u>2.6</u>	<u>2.7</u>	<u>2.8</u>
N	3.42E-07	3.14E-07	2.89E-07	2.67E-07	2.47E-07	2.30E-07	2.15E-07
NNE	2.30E-07	2.11E-07	1.94E-07	1.80E-07	1.67E-07	1.56E-07	1.45E-07
NE	2.17E-07	1.99E-07	1.84E-07	1.70E-07	1.58E-07	1.47E-07	1.38E-07
ENE	2.20E-07	2.01E-07	1.85E-07	1.71E-07	1.59E-07	1.48E-07	1.38E-07
E	6.44E-07	5.92E-07	5.46E-07	5.05E-07	4.70E-07	4.38E-07	4.09E-07
ESE	1.21E-06	1.11E-06	1.03E-06	9.51E-07	8.84E-07	8.25E-07	7.71E-07
SE	1.28E-06	1.18E-06	1.09E-06	1.01E-06	9.37E-07	8.74E-07	8.17E-07
SSE	6.86E-07	6.31E-07	5.82E-07	5.39E-07	5.01E-07	4.67E-07	4.37E-07
S	2.96E-07	2.71E-07	2.50E-07	2.31E-07	2.15E-07	2.00E-07	1.87E-07
SSW	2.32E-07	2.13E-07	1.96E-07	1.82E-07	1.69E-07	1.57E-07	1.47E-07
SW	2.53E-07	2.32E-07	2.14E-07	1.98E-07	1.83E-07	1.71E-07	1.59E-07
WSW	3.11E-07	2.85E-07	2.63E-07	2.43E-07	2.26E-07	2.11E-07	1.97E-07
W	6.99E-07	6.42E-07	5.93E-07	5.49E-07	5.10E-07	4.76E-07	4.45E-07
WNW	9.44E-07	8.67E-07	7.99E-07	7.39E-07	6.86E-07	6.39E-07	5.97E-07
NW	8.07E-07	7.41E-07	6.83E-07	6.32E-07	5.87E-07	5.47E-07	5.12E-07
NNW	5.01E-07	4.59E-07	4.23E-07	3.91E-07	3.63E-07	3.38E-07	3.15E-07

Period of Record: 4/1/77 - 3/31/78

**H**

## OFFSITE DOSE CALCULATION MANUAL (ODCM)

NUMBER:

**H4**REV: **24**

Page 181 of 231

**Table A-4 Prairie Island Dispersion Parameters**

Prairie Island Dispersion Parameters ( $\chi/Q$ ), SEC/M<sup>3</sup>, for Long Term Ground Level Releases  
> 500 Hrs/Yr or > 150 Hrs/QTR for Standard Distances (As Measured from Edge of Plant Complex)

Miles

<u>Sector</u>	<u>2.9</u>	<u>3.0</u>	<u>3.1</u>	<u>3.2</u>	<u>3.3</u>	<u>3.4</u>	<u>3.5</u>
N	2.01E-07	1.88E-07	1.77E-07	1.67E-07	1.58E-07	1.49E-07	1.42E-07
NNE	1.36E-07	1.28E-07	1.20E-07	1.14E-07	1.07E-07	1.02E-07	9.65E-08
NE	1.29E-07	1.21E-07	1.14E-07	1.08E-07	1.02E-07	9.69E-08	9.20E-08
ENE	1.29E-07	1.21E-07	1.14E-07	1.07E-07	1.01E-07	9.60E-08	9.11E-08
E	3.84E-07	3.61E-07	3.40E-07	3.21E-07	3.04E-07	2.88E-07	2.74E-07
ESE	7.23E-07	6.80E-07	6.41E-07	6.05E-07	5.73E-07	5.43E-07	5.16E-07
SE	7.67E-07	7.21E-07	6.80E-07	6.42E-07	6.08E-07	5.77E-07	5.48E-07
SSE	4.10E-07	3.85E-07	3.63E-07	3.43E-07	3.24E-07	3.08E-07	2.92E-07
S	1.75E-07	1.64E-07	1.55E-07	1.46E-07	1.38E-07	1.31E-07	1.24E-07
SSW	1.38E-07	1.29E-07	1.22E-07	1.15E-07	1.09E-07	1.03E-07	9.77E-08
SW	1.49E-07	1.40E-07	1.32E-07	1.24E-07	1.17E-07	1.11E-07	1.05E-07
WSW	1.85E-07	1.74E-07	1.64E-07	1.54E-07	1.46E-07	1.39E-07	1.32E-07
W	4.17E-07	3.92E-07	3.70E-07	3.49E-07	3.30E-07	3.13E-07	2.98E-07
WNW	5.60E-07	5.26E-07	4.95E-07	4.67E-07	4.42E-07	4.19E-07	3.98E-07
NW	4.79E-07	4.50E-07	4.24E-07	4.00E-07	3.79E-07	3.59E-07	3.41E-07
NNW	2.95E-07	2.77E-07	2.61E-07	2.46E-07	2.32E-07	2.20E-07	2.09E-07

Period of Record: 4/1/77 - 3/31/78

<b>H</b>	<b>OFFSITE DOSE CALCULATION MANUAL (ODCM)</b>	NUMBER: <b>H4</b>
		REV: <b>24</b>
		Page 182 of 231

**Table A-4 Prairie Island Dispersion Parameters**

Prairie Island Dispersion Parameters ( $\chi/Q$ ), SEC/M<sup>3</sup>, for Long Term Ground Level Releases  
> 500 Hrs/Yr or > 150 Hrs/QTR for Standard Distances (As Measured from Edge of Plant Complex)

Miles

<u>Sector</u>	<u>3.6</u>	<u>3.7</u>	<u>3.8</u>	<u>3.9</u>	<u>4.0</u>	<u>4.1</u>	<u>4.2</u>
N	1.35E-07	1.28E-07	1.22E-07	1.16E-07	1.11E-07	1.07E-07	1.02E-07
NNE	9.18E-08	8.74E-08	8.34E-08	7.97E-08	7.62E-08	7.30E-08	7.00E-08
NE	8.75E-08	8.34E-08	7.96E-08	7.61E-08	7.28E-08	6.98E-08	6.70E-08
ENE	8.66E-08	8.24E-08	7.86E-08	7.50E-08	7.17E-08	6.86E-08	6.58E-08
E	2.60E-07	2.48E-07	2.37E-07	2.26E-07	2.17E-07	2.08E-07	1.99E-07
ESE	4.91E-07	4.68E-07	4.47E-07	4.27E-07	4.09E-07	3.92E-07	3.76E-07
SE	5.22E-07	4.97E-07	4.75E-07	4.54E-07	4.35E-07	4.17E-07	4.00E-07
SSE	2.78E-07	2.65E-07	2.53E-07	2.42E-07	2.32E-07	2.22E-07	2.13E-07
S	1.18E-07	1.12E-07	1.07E-07	1.02E-07	9.79E-08	9.38E-08	8.99E-08
SSW	9.29E-08	8.85E-08	8.44E-08	8.07E-08	7.72E-08	7.39E-08	7.09E-08
SW	1.00E-07	9.54E-08	9.10E-08	8.69E-08	8.31E-08	7.95E-08	7.62E-08
WSW	1.25E-07	1.19E-07	1.14E-07	1.09E-07	1.04E-07	9.98E-08	9.57E-08
W	2.83E-07	2.70E-07	2.58E-07	2.47E-07	2.36E-07	2.26E-07	2.17E-07
WNW	3.78E-07	3.60E-07	3.44E-07	3.28E-07	3.14E-07	3.01E-07	2.89E-07
NW	3.24E-07	3.09E-07	2.95E-07	2.82E-07	2.70E-07	2.58E-07	2.48E-07
NNW	1.99E-07	1.89E-07	1.80E-07	1.72E-07	1.65E-07	1.58E-07	1.51E-07

Period of Record: 4/1/77 - 3/31/78

<b>H</b>	<b>OFFSITE DOSE CALCULATION MANUAL (ODCM)</b>	NUMBER:
		<b>H4</b>
		REV: <b>24</b>
		Page 183 of 231


**Table A-4 Prairie Island Dispersion Parameters**

Prairie Island Dispersion Parameters ( $\chi/Q$ ), SEC/M<sup>3</sup>, for Long Term Ground Level Releases  
> 500 Hrs/Yr or > 150 Hrs/QTR for Standard Distances (As Measured from Edge of Plant Complex)  
Miles

Sector	4.3	4.4	4.5	4.6	4.7	4.8	4.9	5.0
N	9.79E-08	9.41E-08	9.04E-08	8.71E-08	8.39E-08	8.09E-08	7.81E-08	7.54E-08
NNE	6.72E-08	6.46E-08	6.22E-08	5.99E-08	5.77E-08	5.57E-08	5.38E-08	5.20E-08
NE	6.43E-08	6.18E-08	5.95E-08	5.74E-08	5.53E-08	5.34E-08	5.16E-08	4.99E-08
ENE	6.31E-08	6.06E-08	5.83E-08	5.62E-08	5.41E-08	5.22E-08	5.04E-08	4.87E-08
E	1.91E-07	1.84E-07	1.77E-07	1.71E-07	1.65E-07	1.59E-07	1.54E-07	1.49E-07
ESE	3.62E-07	3.48E-07	3.35E-07	3.23E-07	3.11E-07	3.01E-07	2.91E-07	2.81E-07
SE	3.85E-07	3.70E-07	3.56E-07	3.44E-07	3.31E-07	3.20E-07	3.09E-07	2.99E-07
SSE	2.05E-07	1.97E-07	1.90E-07	1.83E-07	1.76E-07	1.70E-07	1.65E-07	1.59E-07
S	8.63E-08	8.30E-08	7.98E-08	7.69E-08	7.41E-08	7.15E-08	6.91E-08	6.68E-08
SSW	6.81E-08	6.55E-08	6.30E-08	6.07E-08	5.85E-08	5.65E-08	5.46E-08	5.27E-08
SW	7.32E-08	7.03E-08	6.76E-08	6.51E-08	6.28E-08	6.06E-08	5.85E-08	5.65E-08
WSW	9.19E-08	8.84E-08	8.51E-08	8.20E-08	7.91E-08	7.64E-08	7.38E-08	7.14E-08
W	2.09E-07	2.01E-07	1.93E-07	1.86E-07	1.80E-07	1.73E-07	1.68E-07	1.62E-07
WNW	2.77E-07	2.66E-07	2.56E-07	2.47E-07	2.38E-07	2.30E-07	2.22E-07	2.15E-07
NW	2.38E-07	2.29E-07	2.20E-07	2.12E-07	2.05E-07	1.97E-07	1.91E-07	1.84E-07
NNW	1.45E-07	1.39E-07	1.34E-07	1.29E-07	1.24E-07	1.20E-07	1.16E-07	1.12E-07

Period of Record: 4/1/77 - 3/31/78





**OFFSITE DOSE CALCULATION  
MANUAL (ODCM)**

<b>NUMBER:</b>	<b>H4</b>
<b>REV:</b>	<b>24</b>
<b>Page 184 of 231</b>	

**THIS PAGE IS LEFT INTENTIONALLY BLANK**

**H**

## OFFSITE DOSE CALCULATION MANUAL (ODCM)

NUMBER:

**H4**REV: **24**

Page 185 of 231

**Table A-5 Prairie Island Dispersion Parameters**

Prairie Island Dispersion Parameters (D/Q),  $1/m^2$ , for Long Term Ground Level Releases  
> 500 Hrs/Yr or > 150 Hrs/QTR for Standard Distances (As Measured from Edge of Plant Complex)

Miles

<u>Sector</u>	<u>0.1</u>	<u>0.2</u>	<u>0.3</u>	<u>0.4</u>	<u>0.5</u>	<u>0.6</u>	<u>0.7</u>
N	5.38E-07	2.01E-07	1.09E-07	6.97E-08	4.87E-08	3.62E-08	2.81E-08
NNE	3.39E-07	1.27E-07	6.87E-08	4.39E-08	3.07E-08	2.28E-08	1.77E-08
NE	2.21E-07	8.28E-08	4.49E-08	2.87E-08	2.01E-08	1.49E-08	1.16E-08
ENE	2.88E-07	1.08E-07	5.85E-08	3.73E-08	2.61E-08	1.94E-08	1.51E-08
E	6.15E-07	2.30E-07	1.25E-07	7.97E-08	5.57E-08	4.14E-08	3.22E-08
ESE	1.12E-06	4.19E-07	2.27E-07	1.45E-07	1.02E-07	7.54E-08	5.86E-08
SE	1.22E-06	4.55E-07	2.47E-07	1.58E-07	1.10E-07	8.19E-08	6.36E-08
SSE	5.81E-07	2.17E-07	1.18E-07	7.53E-08	5.27E-08	3.91E-08	3.04E-08
S	2.72E-07	1.02E-07	5.53E-08	3.53E-08	2.47E-08	1.83E-08	1.42E-08
SSW	2.00E-07	7.47E-08	4.06E-08	2.59E-08	1.81E-08	1.34E-08	1.04E-08
SW	2.16E-07	8.06E-08	4.38E-08	2.79E-08	1.95E-08	1.45E-08	1.13E-08
WSW	2.39E-07	8.93E-08	4.85E-08	3.09E-08	2.16E-08	1.61E-08	1.25E-08
W	5.00E-07	1.87E-07	1.01E-07	6.47E-08	4.53E-08	3.36E-08	2.61E-08
WNW	9.50E-07	3.55E-07	1.93E-07	1.23E-07	8.60E-08	6.39E-08	4.96E-08
NW	7.95E-07	2.97E-07	1.61E-07	1.03E-07	7.20E-08	5.35E-08	4.15E-08
NNW	5.54E-07	2.07E-07	1.12E-07	7.17E-08	5.02E-08	3.72E-08	2.89E-08

Period of Record: 4/1/77 - 3/31/78

<b>H</b>	<b>OFFSITE DOSE CALCULATION MANUAL (ODCM)</b>	NUMBER:
		<b>H4</b>
		REV: <b>24</b>
		Page 186 of 231

Table A-5 Prairie Island Dispersion Parameters

Prairie Island Dispersion Parameters (D/Q), 1/m<sup>2</sup>, for Long Term Ground Level Releases  
> 500 Hrs/Yr or > 150 Hrs/QTR for Standard Distances (As Measured from Edge of Plant Complex)  
Miles

<u>Sector</u>	<u>0.8</u>	<u>0.9</u>	<u>1.0</u>	<u>1.1</u>	<u>1.2</u>	<u>1.3</u>	<u>1.4</u>
N	2.13E-08	1.56E-08	1.19E-08	9.32E-09	7.47E-09	6.10E-09	5.07E-09
NNE	1.34E-08	9.84E-09	7.49E-09	5.87E-09	4.70E-09	3.84E-09	3.19E-09
NE	8.76E-09	6.43E-09	4.90E-09	3.83E-09	3.07E-09	2.51E-09	2.09E-09
ENE	1.14E-08	8.37E-09	6.37E-09	4.99E-09	4.00E-09	3.27E-09	2.72E-09
E	2.43E-08	1.79E-08	1.36E-08	1.07E-08	8.54E-09	6.98E-09	5.80E-09
ESE	4.43E-08	3.26E-08	2.48E-08	1.94E-08	1.56E-08	1.27E-08	1.06E-08
SE	4.81E-08	3.54E-08	2.69E-08	2.11E-08	1.69E-08	1.38E-08	1.15E-08
SSE	2.30E-08	1.69E-08	1.29E-08	1.01E-08	8.07E-09	6.59E-09	5.48E-09
S	1.08E-08	7.92E-09	6.03E-09	4.72E-09	3.78E-09	3.09E-09	2.57E-09
SSW	7.91E-09	5.81E-09	4.42E-09	3.46E-09	2.77E-09	2.27E-09	1.88E-09
SW	8.53E-09	6.26E-09	4.77E-09	3.73E-09	2.99E-09	2.45E-09	2.03E-09
WSW	9.45E-09	6.94E-08	5.28E-09	4.14E-09	3.32E-09	2.71E-09	2.25E-09
W	1.98E-08	1.45E-08	1.10E-08	8.65E-09	6.93E-09	5.67E-09	4.71E-09
WNW	3.76E-08	2.76E-08	2.10E-08	1.64E-08	1.32E-08	1.08E-08	8.95E-09
NW	3.14E-08	2.31E-08	1.76E-08	1.38E-08	1.10E-08	9.02E-09	7.49E-09
NNW	2.19E-08	1.61E-08	1.22E-08	9.59E-09	7.68E-09	6.28E-09	5.22E-09

Period of Record: 4/1/77 - 3/31/78

<b>H</b>	<b>OFFSITE DOSE CALCULATION MANUAL (ODCM)</b>	NUMBER: <b>H4</b>
		REV: <b>24</b>
		Page 187 of 231

Table A-5 Prairie Island Dispersion Parameters

Prairie Island Dispersion Parameters (D/Q),  $1/m^2$ , for Long Term Ground Level Releases  
> 500 Hrs/Yr or > 150 Hrs/QTR for Standard Distances (As Measured from Edge of Plant Complex)

Miles

<u>Sector</u>	<u>1.5</u>	<u>1.6</u>	<u>1.7</u>	<u>1.8</u>	<u>1.9</u>	<u>2.0</u>	<u>2.1</u>
N	4.27E-09	3.65E-09	3.14E-09	2.73E-09	2.40E-09	2.12E-09	1.89E-09
NNE	2.69E-09	2.30E-09	1.98E-09	1.72E-09	1.51E-09	1.33E-09	1.19E-09
NE	1.76E-09	1.50E-09	1.29E-09	1.13E-09	9.87E-10	8.72E-10	7.76E-10
ENE	2.29E-09	1.95E-09	1.68E-09	1.46E-09	1.28E-09	1.14E-09	1.01E-09
E	4.88E-09	4.17E-09	3.59E-09	3.13E-09	2.74E-09	2.42E-09	2.16E-09
ESE	8.90E-09	7.59E-09	6.54E-09	5.69E-09	4.99E-09	4.41E-09	3.93E-09
SE	9.66E-09	8.25E-09	7.11E-09	6.18E-09	5.43E-09	4.79E-09	4.27E-09
SSE	4.61E-09	3.94E-09	3.39E-09	2.95E-09	2.59E-09	2.29E-09	2.04E-09
S	2.16E-09	1.85E-09	1.59E-09	1.38E-09	1.21E-09	1.07E-09	9.55E-10
SSW	1.59E-09	1.35E-09	1.17E-09	1.02E-09	8.91E-10	7.87E-10	7.00E-10
SW	1.71E-09	1.46E-09	1.26E-09	1.10E-09	9.61E-10	8.49E-10	7.56E-10
WSW	1.90E-09	1.62E-09	1.40E-09	1.21E-09	1.06E-09	9.41E-10	8.37E-10
W	3.97E-09	3.39E-09	2.92E-09	2.54E-09	2.23E-09	1.97E-09	1.75E-09
WNW	7.54E-09	6.44E-09	5.55E-09	4.83E-09	4.23E-09	3.74E-09	3.33E-09
NW	6.31E-09	5.39E-09	4.64E-09	4.04E-09	3.54E-09	3.13E-09	2.79E-09
NNW	4.40E-09	3.75E-09	3.23E-09	2.81E-09	2.47E-09	2.18E-09	1.94E-09

Period of Record: 4/1/77 - 3/31/78

<b>H</b>	<b>OFFSITE DOSE CALCULATION MANUAL (ODCM)</b>	NUMBER: <b>H4</b>
		REV: <b>24</b>
		Page 188 of 231

Table A-5 Prairie Island Dispersion Parameters

Prairie Island Dispersion Parameters (D/Q),  $1/m^2$ , for Long Term Ground Level Releases  
> 500 Hrs/Yr or > 150 Hrs/QTR for Standard Distances (As Measured from Edge of Plant Complex)  
Miles

<u>Sector</u>	<u>2.2</u>	<u>2.3</u>	<u>2.4</u>	<u>2.5</u>	<u>2.6</u>	<u>2.7</u>	<u>2.8</u>
N	1.69E-09	1.52E-09	1.37E-09	1.25E-09	1.14E-09	1.04E-09	9.58E-10
NNE	1.06E-09	9.56E-10	8.65E-10	7.86E-10	7.17E-10	6.57E-10	6.03E-10
NE	6.95E-10	6.25E-10	5.65E-10	5.13E-10	4.69E-10	4.29E-10	3.94E-10
ENE	9.40E-10	8.14E-10	7.36E-10	6.68E-10	6.10E-10	5.59E-10	5.13E-10
E	1.93E-09	1.74E-09	1.57E-09	1.43E-09	1.30E-09	1.19E-09	1.10E-09
ESE	3.51E-09	3.16E-09	2.86E-09	2.60E-09	2.37E-09	2.17E-09	2.00E-09
SE	3.82E-09	3.44E-09	3.11E-09	2.82E-09	2.58E-09	2.36E-09	2.17E-09
SSE	1.82E-09	1.64E-09	1.48E-09	1.35E-09	1.23E-09	1.13E-09	1.04E-09
S	8.55E-10	7.69E-10	6.95E-10	6.32E-10	5.77E-10	5.28E-10	4.85E-10
SSW	6.27E-10	5.64E-10	5.10E-10	4.63E-10	4.23E-10	3.87E-10	3.56E-10
SW	6.76E-10	6.09E-10	5.50E-10	5.00E-10	4.56E-10	4.18E-10	3.84E-10
WSW	7.49E-10	6.74E-10	6.10E-10	5.54E-10	5.06E-10	4.63E-10	4.26E-10
W	1.57E-09	1.41E-09	1.28E-09	1.16E-09	1.06E-09	9.68E-10	8.90E-10
WNW	2.98E-09	2.68E-09	2.42E-09	2.20E-09	2.01E-09	1.84E-09	1.69E-09
NW	2.49E-09	2.24E-09	2.03E-09	1.84E-09	1.68E-09	1.54E-09	1.42E-09
NNW	1.74E-09	1.56E-09	1.41E-09	1.28E-09	1.17E-09	1.07E-09	9.86E-10

Period of Record: 4/1/77 - 3/31/78

<b>H</b>	<b>OFFSITE DOSE CALCULATION MANUAL (ODCM)</b>	NUMBER: <b>H4</b>
		REV: <b>24</b>
		Page 189 of 231

Table A-5 Prairie Island Dispersion Parameters

Prairie Island Dispersion Parameters (D/Q),  $1/m^2$ , for Long Term Ground Level Releases  
> 500 Hrs/Yr or > 150 Hrs/QTR for Standard Distances (As Measured from Edge of Plant Complex)

Miles

<u>Sector</u>	<u>2.9</u>	<u>3.0</u>	<u>3.1</u>	<u>3.2</u>	<u>3.3</u>	<u>3.4</u>	<u>3.5</u>
N	8.84E-10	8.17E-10	7.58E-10	7.05E-10	6.57E-10	6.14E-10	5.75E-10
NNE	5.56E-10	5.15E-10	4.77E-10	4.44E-10	4.14E-10	3.87E-10	3.62E-10
NE	3.64E-10	3.36E-10	3.12E-10	2.90E-10	2.70E-10	2.53E-10	2.37E-10
ENE	4.73E-10	4.38E-10	4.06E-10	3.78E-10	3.52E-10	3.29E-10	3.08E-10
E	1.01E-09	9.34E-10	8.67E-10	8.06E-10	7.51E-10	7.02E-10	6.57E-10
ESE	1.84E-09	1.70E-09	1.58E-09	1.47E-09	1.37E-09	1.28E-09	1.20E-09
SE	2.00E-09	1.85E-09	1.71E-09	1.59E-09	1.49E-09	1.39E-09	1.30E-09
SSE	9.55E-10	8.83E-10	8.19E-10	7.61E-10	7.10E-10	6.63E-10	6.21E-10
S	4.47E-10	4.14E-10	3.84E-10	3.57E-10	3.33E-10	3.11E-10	2.91E-10
SSW	3.28E-10	3.04E-10	2.82E-10	2.62E-10	2.44E-10	2.28E-10	2.14E-10
SW	3.54E-10	3.27E-10	3.04E-10	2.82E-10	2.63E-10	2.46E-10	2.30E-10
WSW	3.92E-10	3.63E-10	3.37E-10	3.13E-10	2.92E-10	2.73E-10	2.55E-10
W	8.20E-10	7.59E-10	7.04E-10	6.54E-10	6.10E-10	5.70E-10	5.34E-10
WNW	1.56E-09	1.44E-09	1.34E-09	1.24E-09	1.16E-09	1.08E-09	1.01E-09
NW	1.31E-09	1.21E-09	1.12E-09	1.04E-09	9.71E-10	9.07E-10	8.49E-10
NNW	9.09E-10	8.41E-10	7.80E-10	7.25E-10	6.76E-10	6.32E-10	5.92E-10

Period of Record: 4/1/77 - 3/31/78

<b>H</b>	<b>OFFSITE DOSE CALCULATION MANUAL (ODCM)</b>	NUMBER:
		<b>H4</b>
		REV: <b>24</b>
		Page 190 of 231

Table A-5 Prairie Island Dispersion Parameters

Prairie Island Dispersion Parameters (D/Q),  $1/m^2$ , for Long Term Ground Level Releases  
> 500 Hrs/Yr or > 150 Hrs/QTR for Standard Distances (As Measured from Edge of Plant Complex)

Miles

<u>Sector</u>	<u>3.6</u>	<u>3.7</u>	<u>3.8</u>	<u>3.9</u>	<u>4.0</u>	<u>4.1</u>	<u>4.2</u>
N	5.40E-10	5.07E-10	4.78E-10	4.51E-10	4.26E-10	4.03E-10	3.82E-10
NNE	3.40E-10	3.19E-10	3.01E-10	2.84E-10	2.68E-10	2.54E-10	2.41E-10
NE	2.22E-10	2.09E-10	1.97E-10	1.86E-10	1.75E-10	1.66E-10	1.57E-10
ENE	2.89E-10	2.72E-10	2.56E-10	2.42E-10	2.28E-10	2.16E-10	2.05E-10
E	6.17E-10	5.80E-10	5.46E-10	5.16E-10	4.87E-10	4.61E-10	4.37E-10
ESE	1.12E-09	1.06E-09	9.95E-10	9.39E-10	8.87E-10	8.40E-10	7.96E-10
SE	1.22E-09	1.15E-09	1.08E-09	1.02E-09	9.64E-10	9.12E-10	8.65E-10
SSE	5.83E-10	5.48E-10	5.16E-10	4.87E-10	4.60E-10	4.36E-10	4.13E-10
S	2.73E-10	2.57E-10	2.42E-10	2.28E-10	2.16E-10	2.04E-10	1.94E-10
SSW	2.00E-10	1.88E-10	1.78E-10	1.67E-10	1.58E-10	1.50E-10	1.42E-10
SW	2.16E-10	2.03E-10	1.92E-10	1.81E-10	1.71E-10	1.62E-10	1.53E-10
WSW	2.40E-10	2.25E-10	2.12E-10	2.00E-10	1.89E-10	1.79E-10	1.70E-10
W	5.01E-10	4.71E-10	4.44E-10	4.19E-10	3.96E-10	3.75E-10	3.55E-10
WNW	9.53E-10	8.96E-10	8.44E-10	7.96E-10	7.52E-10	7.12E-10	6.75E-10
NW	7.97E-10	7.50E-10	7.06E-10	6.66E-10	6.29E-10	5.96E-10	5.65E-10
NNW	5.55E-10	5.22E-10	4.92E-10	4.64E-10	4.38E-10	4.15E-10	3.93E-10

Period of Record: 4/1/77 - 3/31/78

<b>H</b>	<b>OFFSITE DOSE CALCULATION MANUAL (ODCM)</b>	NUMBER:
		<b>H4</b>
		REV: <b>24</b>
		Page 191 of 231

Table A-5 Prairie Island Dispersion Parameters


Prairie Island Dispersion Parameters (D/Q), 1/m<sup>2</sup>, for Long Term Ground Level Releases  
> 500 Hrs/Yr or > 150 Hrs/QTR for Standard Distances (As Measured from Edge of Plant Complex)

Miles

<u>Sector</u>	<u>4.3</u>	<u>4.4</u>	<u>4.5</u>	<u>4.6</u>	<u>4.7</u>	<u>4.8</u>	<u>4.9</u>	<u>5.0</u>
N	3.63E-10	3.45E-10	3.28E-10	3.13E-10	2.99E-10	2.85E-10	2.73E-10	2.61E-10
NNE	2.29E-10	2.17E-10	2.07E-10	1.97E-10	1.88E-10	1.80E-10	1.72E-10	1.64E-10
NE	1.49E-10	1.42E-10	1.35E-10	1.29E-10	1.23E-10	1.17E-10	1.12E-10	1.07E-10
ENE	1.94E-10	1.85E-10	1.76E-10	1.68E-10	1.60E-10	1.53E-10	1.46E-10	1.40E-10
E	4.15E-10	3.94E-10	3.75E-10	3.58E-10	3.41E-10	3.26E-10	3.12E-10	2.98E-10
ESE	7.56E-10	7.18E-10	6.84E-10	6.52E-10	6.22E-10	5.94E-10	5.68E-10	5.43E-10
SE	8.21E-10	7.80E-10	7.45E-10	7.08E-10	6.75E-10	6.45E-10	6.17E-10	5.90E-10
SSE	3.92E-10	3.73E-10	3.55E-10	3.38E-10	3.23E-10	3.08E-10	2.94E-10	2.82E-10
S	1.84E-10	1.75E-10	1.66E-10	1.58E-10	1.51E-10	1.44E-10	1.38E-10	1.32E-10
SSW	1.35E-10	1.28E-10	1.22E-10	1.16E-10	1.11E-10	1.06E-10	1.01E-10	9.69E-11
SW	1.45E-10	1.38E-10	1.32E-10	1.25E-10	1.20E-10	1.14E-10	1.09E-10	1.05E-10
WSW	1.61E-10	1.53E-10	1.46E-10	1.39E-10	1.33E-10	1.27E-10	1.21E-10	1.16E-10
W	3.37E-10	3.20E-10	3.05E-10	2.91E-10	2.77E-10	2.65E-10	2.53E-10	2.42E-10
WNW	6.41E-10	6.09E-10	5.80E-10	5.52E-10	5.27E-10	5.03E-10	4.81E-10	4.61E-10
NW	5.36E-10	5.10E-10	4.85E-10	4.62E-10	4.41E-10	4.21E-10	4.03E-10	3.85E-10
NNW	3.75E-10	3.55E-10	3.38E-10	3.22E-10	3.07E-10	2.93E-10	2.80E-10	2.68E-10

Period of Record: 4/1/77 - 3/31/78





**OFFSITE DOSE CALCULATION  
MANUAL (ODCM)**

NUMBER:	H4
REV:	24
Page 192 of 231	

**THIS PAGE IS LEFT INTENTIONALLY BLANK**


<b>H</b>	<b>OFFSITE DOSE CALCULATION MANUAL (ODCM)</b>	NUMBER: <b>H4</b>
		REV: <b>24</b>
		Page 193 of 231

Table A-6 Prairie Island Dispersion Parameters

Prairie Island Dispersion Parameters for Short Term Ground Level Releases  
 $\leq 500$  Hrs/Yr or  $\leq 150$  Hrs/QTR for Site Boundary Locations (identified in Table A-2)

<u>Site Boundary Sector</u>	<u><math>\chi/q</math> (sec/m<sup>3</sup>)</u>	<u>D/q (1/m<sup>2</sup>)</u>
N	7.09E-05	4.60E-07
NNE	7.32E-05	4.11E-07
NE	1.60E-05	6.77E-08
ENE	1.97E-05	1.11E-07
E	4.92E-05	1.99E-07
ESE	6.40E-05	2.52E-07
SE	5.98E-05	2.43E-07
SSE	8.79E-05	3.08E-07
S	5.18E-05	2.04E-07
SSW	5.26E-05	1.89E-07
SW	5.25E-05	1.90E-07
WSW	7.83E-05	2.44E-07
W	1.32E-04	3.78E-07
WNW	1.10E-04	4.61E-07
NW	7.67E-05	3.25E-07
NNW	4.79E-05	2.34E-07

Period of Record: 4/1/77 - 3/31/78



**OFFSITE DOSE CALCULATION  
MANUAL (ODCM)**

NUMBER:

**H4**

REV: **24**

Page 194 of 231

**THIS PAGE IS LEFT INTENTIONALLY BLANK**

**H**

## OFFSITE DOSE CALCULATION MANUAL (ODCM)

NUMBER:

**H4**REV: **24**

Page 195 of 231

**Table A-7 Prairie Island Dispersion Parameters**

Prairie Island Dispersion Parameters ( $\chi/q$ ),  $\text{sec}/\text{m}^3$ , for Short Term Ground Level Releases  
 $\leq 500$  Hrs/Yr or  $\leq 150$  Hrs/QTR for Standard Distances (As Measured from Edge of Plant Complex)

Miles

<u>Sector</u>	<u>0.1</u>	<u>0.2</u>	<u>0.3</u>	<u>0.4</u>	<u>0.5</u>	<u>0.6</u>	<u>0.7</u>
N	3.76E-04	1.13E-04	6.59E-05	4.39E-05	3.15E-05	2.47E-05	1.90E-05
NNE	3.35E-04	1.05E-04	5.94E-05	3.93E-05	2.77E-05	2.19E-05	1.65E-05
NE	4.38E-04	1.33E-04	7.71E-05	4.94E-05	3.39E-05	2.68E-05	2.12E-05
ENE	3.27E-04	1.02E-04	5.93E-05	4.01E-05	2.80E-05	2.19E-05	1.69E-05
E	8.12E-04	2.43E-04	1.39E-04	8.80E-05	6.16E-05	4.84E-05	3.78E-05
ESE	1.17E-03	3.52E-04	1.98E-04	1.27E-04	8.80E-05	6.84E-05	5.32E-05
SE	1.27E-03	3.85E-04	2.06E-04	1.31E-04	9.32E-05	7.34E-05	5.67E-05
SSE	5.30E-04	2.82E-04	1.57E-04	9.85E-05	6.75E-05	5.39E-05	4.30E-05
S	5.01E-04	1.57E-04	8.75E-05	5.74E-05	3.97E-05	3.11E-05	2.51E-05
SSW	4.54E-04	1.43E-04	8.26E-05	5.34E-05	3.60E-05	2.85E-05	2.31E-05
SW	4.46E-04	1.44E-04	8.25E-05	5.30E-05	3.58E-05	2.85E-05	2.35E-05
WSW	6.10E-04	1.95E-04	1.08E-04	6.78E-05	4.59E-05	3.67E-05	3.05E-05
W	1.00E-03	3.10E-04	1.74E-04	1.10E-04	7.59E-05	6.07E-05	4.89E-05
WNW	8.70E-04	2.65E-04	1.50E-04	9.70E-05	6.86E-05	5.33E-05	4.17E-05
NW	8.41E-04	2.50E-04	1.38E-04	8.89E-05	6.37E-05	4.97E-05	3.84E-05
NNW	5.69E-04	1.71E-04	9.73E-05	6.28E-05	4.54E-05	3.55E-05	2.78E-05

Period of Record: 4/1/77 - 3/31/78

<b>H</b>	<b>OFFSITE DOSE CALCULATION MANUAL (ODCM)</b>	NUMBER: <b>H4</b>
		REV: <b>24</b>
		Page 196 of 231

Table A-7 Prairie Island Dispersion Parameters

Prairie Island Dispersion Parameters ( $\chi/q$ ),  $\text{sec}/\text{m}^3$ , for Short Term Ground Level Releases  
 $\leq 500$  Hrs/Yr or  $\leq 150$  Hrs/QTR for Standard Distances (As Measured from Edge of Plant Complex)

Miles

<u>Sector</u>	<u>0.8</u>	<u>0.9</u>	<u>1.0</u>	<u>1.1</u>	<u>1.2</u>	<u>1.3</u>	<u>1.4</u>
N	1.57E-05	1.26E-05	1.06E-05	8.97E-06	7.73E-06	6.76E-06	5.91E-06
NNE	1.35E-05	1.11E-05	9.26E-06	7.87E-06	6.81E-06	5.96E-06	5.27E-06
NE	1.74E-05	1.44E-05	1.21E-05	1.02E-05	8.57E-06	7.50E-06	6.63E-06
ENE	1.39E-05	1.14E-05	9.46E-06	8.04E-06	6.83E-06	5.97E-06	5.27E-06
E	3.11E-05	2.51E-05	2.11E-05	1.80E-05	1.53E-05	1.33E-05	1.18E-05
ESE	4.35E-05	3.58E-05	2.98E-05	2.54E-05	2.19E-05	1.91E-05	1.71E-05
SE	4.65E-05	3.79E-05	3.18E-05	2.71E-05	2.32E-05	2.03E-05	1.81E-05
SSE	3.53E-05	2.87E-05	2.41E-05	2.05E-05	1.72E-05	1.51E-05	1.35E-05
S	2.05E-05	1.66E-05	1.38E-05	1.17E-05	1.01E-05	8.83E-06	7.81E-06
SSW	1.89E-05	1.54E-05	1.29E-05	1.10E-05	9.05E-06	7.93E-06	7.02E-06
SW	1.95E-05	1.54E-05	1.30E-05	1.12E-05	9.19E-06	8.05E-06	7.21E-06
WSW	2.51E-05	2.05E-05	1.72E-05	1.47E-05	1.21E-05	1.06E-05	9.41E-06
W	4.01E-05	3.24E-05	2.70E-05	2.30E-05	1.89E-05	1.65E-05	1.46E-05
WNW	3.44E-05	2.75E-05	2.31E-05	1.96E-05	1.68E-05	1.48E-05	1.31E-05
NW	3.15E-05	2.57E-05	2.17E-05	1.85E-05	1.60E-05	1.40E-05	1.24E-05
NNW	2.28E-05	1.86E-05	1.54E-05	1.31E-05	1.12E-05	9.85E-06	8.82E-06

Period of Record: 4/1/77 - 3/31/78

<b>H</b>	<b>OFFSITE DOSE CALCULATION MANUAL (ODCM)</b>	NUMBER: <b>H4</b>
		REV: <b>24</b>
		Page 197 of 231

Table A-7 Prairie Island Dispersion Parameters

Prairie Island Dispersion Parameters ( $\chi/q$ ),  $\text{sec}/\text{m}^3$ , for Short Term Ground Level Releases  
 $\leq 500$  Hrs/Yr or  $\leq 150$  Hrs/QTR for Standard Distances (As Measured from Edge of Plant Complex)  
Miles

<u>Sector</u>	<u>1.5</u>	<u>1.6</u>	<u>1.7</u>	<u>1.8</u>	<u>1.9</u>	<u>2.0</u>	<u>2.1</u>
N	5.27E-06	4.74E-06	4.30E-06	3.91E-06	3.59E-06	3.32E-06	3.07E-06
NNE	4.70E-06	4.22E-06	3.82E-06	3.47E-06	3.18E-06	2.97E-06	2.75E-06
NE	5.89E-06	5.30E-06	4.80E-06	4.37E-06	4.01E-06	3.69E-06	3.42E-06
ENE	4.67E-06	4.21E-06	3.80E-06	3.45E-06	3.16E-06	2.91E-06	2.70E-06
E	1.06E-05	9.52E-06	8.66E-06	7.90E-06	7.25E-06	6.74E-06	6.25E-06
ESE	1.52E-05	1.38E-05	1.25E-05	1.13E-05	1.04E-05	9.72E-06	9.03E-06
SE	1.62E-05	1.46E-05	1.33E-05	1.21E-05	1.11E-05	1.03E-05	9.59E-06
SSE	1.20E-05	1.09E-05	9.84E-06	8.96E-06	8.23E-06	7.58E-06	7.04E-06
S	6.97E-06	6.27E-06	5.68E-06	5.18E-06	4.75E-06	4.36E-06	4.04E-06
SSW	6.28E-06	5.66E-06	5.14E-06	4.69E-06	4.31E-06	3.92E-06	3.64E-06
SW	8.43E-06	5.78E-06	5.24E-06	4.77E-06	4.37E-06	3.90E-06	3.62E-06
WSW	8.41E-06	7.58E-06	6.87E-06	6.27E-06	5.77E-06	5.17E-06	4.80E-06
W	1.30E-05	1.17E-05	1.06E-05	9.62E-06	8.83E-06	8.33E-06	7.73E-06
WNW	1.17E-05	1.05E-05	9.65E-06	8.80E-06	8.08E-06	7.42E-06	6.89E-06
NW	1.11E-05	1.00E-05	9.09E-06	8.30E-06	7.63E-06	7.13E-06	6.62E-06
NNW	7.89E-06	7.11E-06	6.47E-06	5.89E-06	5.41E-06	5.01E-06	4.64E-06

Period of Record: 4/1/77 - 3/31/78

**H**

## OFFSITE DOSE CALCULATION MANUAL (ODCM)

NUMBER:

H4

REV: 24

Page 198 of 231

**Table A-7 Prairie Island Dispersion Parameters**

Prairie Island Dispersion Parameters ( $\chi/q$ ),  $\text{sec}/\text{m}^3$ , for Short Term Ground Level Releases  
 $\leq 500$  Hrs/Yr or  $\leq 150$  Hrs/QTR for Standard Distances (As Measured from Edge of Plant Complex)

Miles

<u>Sector</u>	<u>2.2</u>	<u>2.3</u>	<u>2.4</u>	<u>2.5</u>	<u>2.6</u>	<u>2.7</u>	<u>2.8</u>
N	2.87E-06	2.67E-06	2.50E-06	2.32E-06	2.27E-06	1.94E-06	1.84E-06
NNE	2.56E-06	2.39E-06	2.24E-06	2.09E-06	2.03E-06	1.76E-06	1.66E-06
NE	3.19E-06	2.98E-06	2.79E-06	2.63E-06	2.57E-06	2.24E-06	2.11E-06
ENE	2.51E-06	2.34E-06	2.19E-06	2.05E-06	1.97E-06	1.74E-06	1.64E-06
E	5.82E-06	5.44E-06	5.10E-06	4.89E-06	4.75E-06	4.14E-06	3.92E-06
ESE	8.41E-06	7.87E-06	7.38E-06	7.16E-05	7.09E-06	6.11E-06	5.78E-06
SE	8.93E-06	8.35E-06	7.82E-06	7.70E-05	7.60E-06	6.62E-06	6.26E-06
SSE	6.56E-06	6.14E-06	5.76E-06	5.55E-06	5.36E-06	4.73E-06	4.47E-06
S	3.76E-06	3.51E-06	3.29E-06	3.18E-06	3.06E-06	2.73E-06	2.59E-06
SSW	3.39E-06	3.16E-06	2.96E-06	2.89E-06	2.75E-06	2.42E-06	2.28E-06
SW	3.37E-06	3.15E-06	2.95E-06	2.84E-06	2.70E-06	2.44E-06	2.30E-06
WSW	4.47E-06	4.18E-06	3.92E-06	3.85E-06	3.67E-06	3.28E-06	3.10E-06
W	7.21E-06	6.74E-06	6.32E-06	6.45E-06	6.03E-06	5.30E-06	5.02E-06
WNW	6.42E-06	6.00E-06	5.65E-06	5.32E-06	5.23E-06	4.55E-06	4.30E-06
NW	6.16E-06	5.76E-06	5.40E-06	5.16E-06	5.03E-06	4.37E-06	4.13E-06
NNW	4.31E-06	4.02E-06	3.76E-06	3.57E-06	3.46E-06	3.00E-06	2.83E-06

Period of Record: 4/1/77 - 3/31/78

<b>H</b>	<b>OFFSITE DOSE CALCULATION MANUAL (ODCM)</b>	NUMBER:
		<b>H4</b>
		REV: <b>24</b>
		Page 199 of 231

Table A-7 Prairie Island Dispersion Parameters

Prairie Island Dispersion Parameters ( $\chi/q$ ),  $\text{sec}/\text{m}^3$ , for Short Term Ground Level Releases  
 $\leq 500$  Hrs/Yr or  $\leq 150$  Hrs/QTR for Standard Distances (As Measured from Edge of Plant Complex)  
 Miles

<u>Sector</u>	<u>2.9</u>	<u>3.0</u>	<u>3.1</u>	<u>3.2</u>	<u>3.3</u>	<u>3.4</u>	<u>3.5</u>
N	1.74E-06	1.66E-06	1.58E-06	1.50E-06	1.43E-06	1.37E-06	1.31E-06
NNE	1.57E-06	1.50E-06	1.43E-06	1.36E-06	1.30E-06	1.24E-06	1.19E-06
NE	2.00E-06	1.90E-06	1.81E-06	1.73E-06	1.65E-06	1.58E-06	1.51E-06
ENE	1.55E-06	1.48E-06	1.40E-06	1.33E-06	1.27E-06	1.21E-06	1.16E-06
E	3.71E-06	3.51E-06	3.34E-06	3.19E-06	3.04E-06	2.91E-06	2.79E-06
ESE	5.48E-06	5.18E-06	4.93E-06	4.70E-05	4.49E-06	4.29E-06	4.11E-06
SE5	5.93E-06	5.63E-06	5.36E-06	5.11E-05	4.87E-06	4.66E-06	4.46E-06
SSE	4.24E-06	3.97E-06	3.78E-06	3.60E-06	3.44E-06	3.29E-06	3.15E-06
S	2.45E-06	2.25E-06	2.14E-06	2.04E-06	1.94E-06	1.85E-06	1.77E-06
SSW	2.16E-06	1.96E-06	1.87E-06	1.78E-06	1.70E-06	1.63E-06	1.56E-06
SW	2.18E-06	2.03E-06	1.93E-06	1.84E-06	1.75E-06	1.67E-06	1.60E-06
WSW	2.94E-06	2.70E-06	2.57E-06	2.45E-06	2.34E-06	2.24E-06	2.14E-06
W	4.76E-06	4.34E-06	4.13E-06	3.95E-06	3.77E-06	3.61E-06	3.47E-06
WNW	4.07E-06	3.86E-06	3.67E-06	3.50E-06	3.34E-06	3.20E-06	3.06E-06
NW	3.92E-06	3.69E-06	3.51E-06	3.35E-06	3.20E-06	3.06E-06	2.94E-06
NNW	2.68E-06	2.53E-06	2.40E-06	2.28E-06	2.18E-06	2.08E-06	1.99E-06

Period of Record: 4/1/77 - 3/31/78



<b>H</b>	<b>OFFSITE DOSE CALCULATION MANUAL (ODCM)</b>	NUMBER:	<b>H4</b>
		REV:	<b>24</b>
		Page 200 of 231	

Table A-7 Prairie Island Dispersion Parameters

Prairie Island Dispersion Parameters ( $\chi/q$ ),  $\text{sec}/\text{m}^3$ , for Short Term Ground Level Releases  
 $\leq 500$  Hrs/Yr or  $\leq 150$  Hrs/QTR for Standard Distances (As Measured from Edge of Plant Complex)  
 Miles

<u>Sector</u>	<u>3.6</u>	<u>3.7</u>	<u>3.8</u>	<u>3.9</u>	<u>4.0</u>	<u>4.1</u>	<u>4.2</u>
N	1.25E-06	1.20E-06	1.15E-06	1.10E-06	1.06E-06	1.02E-06	9.88E-07
NNE	1.14E-06	1.09E-06	1.05E-06	1.01E-06	9.73E-07	9.37E-07	9.04E-07
NE	1.45E-06	1.39E-06	1.34E-06	1.29E-06	1.24E-06	1.20E-06	1.16E-06
ENE	1.11E-06	1.07E-06	1.02E-06	9.83E-07	9.46E-07	9.11E-07	8.79E-07
E	2.67E-06	2.57E-06	2.47E-06	2.38E-06	2.29E-06	2.21E-06	2.13E-06
ESE	3.94E-06	3.78E-06	3.64E-06	3.50E-06	3.38E-06	3.26E-06	3.15E-06
SE5	4.27E-06	4.10E-06	3.94E-06	3.79E-06	3.65E-06	3.52E-06	3.39E-06
SSE	3.02E-06	2.90E-06	2.79E-06	2.68E-06	2.59E-06	2.50E-06	2.41E-06
S	1.70E-06	1.63E-06	1.57E-06	1.51E-06	1.45E-06	1.40E-06	1.35E-06
SSW	1.50E-06	1.44E-06	1.38E-06	1.33E-06	1.29E-06	1.24E-06	1.20E-06
SW	1.53E-06	1.47E-06	1.41E-06	1.36E-06	1.29E-06	1.25E-06	1.20E-06
WSW	2.06E-06	1.98E-06	1.90E-06	1.83E-06	1.76E-06	1.70E-06	1.64E-06
W	3.33E-06	3.20E-06	3.08E-06	2.97E-06	2.87E-06	2.77E-06	2.68E-06
WNW3	2.93E-06	2.81E-06	2.70E-06	2.60E-06	2.51E-06	2.42E-06	2.33E-06
NW	2.82E-06	2.71E-06	2.60E-06	2.50E-06	2.41E-06	2.32E-06	2.24E-06
NNW	1.91E-06	1.83E-06	1.76E-06	1.69E-06	1.63E-06	1.57E-06	1.52E-06

Period of Record: 4/1/77 - 3/31/78

<b>H</b>	<b>OFFSITE DOSE CALCULATION MANUAL (ODCM)</b>	NUMBER:	<b>H4</b>
		REV:	<b>24</b>
		Page 201 of 231	

**Table A-7 Prairie Island Dispersion Parameters**

Prairie Island Dispersion Parameters ( $\chi/q$ ), sec/m<sup>3</sup>, for Short Term Ground Level Releases  
 $\leq$  500 Hrs/Yr or  $\leq$  150 Hrs/QTR for Standard Distances (As Measured from Edge of Plant Complex)  
 Miles

<u>Sector</u>	<u>4.3</u>	<u>4.4</u>	<u>4.5</u>	<u>4.6</u>	<u>4.7</u>	<u>4.8</u>	<u>4.9</u>
N	9.59E-07	9.27E-07	8.97E-07	8.68E-07	8.41E-07	8.16E-07	7.92E-07
NNE	8.73E-07	8.44E-07	8.16E-07	7.90E-07	7.65E-07	7.42E-07	7.20E-07
NE	1.12E-06	1.08E-06	1.05E-06	1.01E-06	9.18E-07	9.51E-07	9.23E-07
ENE	8.47E-07	8.18E-07	7.91E-07	7.66E-07	7.41E-07	7.18E-07	6.97E-07
E	2.06E-06	2.00E-06	1.93E-06	1.87E-06	1.82E-06	1.76E-06	1.71E-06
ESE	3.04E-06	2.94E-06	2.85E-06	2.76E-06	2.67E-06	2.60E-06	2.52E-06
SE5	3.27E-06	3.16E-06	3.06E-06	2.97E-06	2.88E-06	2.79E-06	2.70E-06
SSE	2.34E-06	2.26E-06	2.19E-06	2.12E-06	2.07E-06	2.01E-06	1.95E-06
S	1.30E-06	1.26E-06	1.22E-06	1.18E-06	1.15E-06	1.11E-06	1.08E-06
SSW	1.16E-06	1.12E-06	1.09E-06	1.05E-06	1.02E-06	9.94E-07	9.66E-07
SW	1.16E-06	1.12E-06	1.09E-06	1.05E-06	1.02E-06	9.91E-07	9.62E-07
WSW	1.59E-06	1.54E-06	1.49E-06	1.44E-06	1.39E-06	1.35E-06	1.31E-06
W	2.59E-06	2.51E-06	2.43E-06	2.36E-06	2.29E-06	2.23E-06	2.17E-06
WNW3	2.25E-06	2.18E-06	2.11E-06	2.04E-06	1.98E-06	1.92E-06	1.86E-06
NW	2.16E-06	2.09E-06	2.01E-06	1.95E-06	1.89E-06	1.84E-06	1.79E-06
NNW	1.46E-06	1.41E-06	1.36E-06	1.32E-06	1.28E-06	1.24E-06	1.20E-06

Period of Record: 4/1/77 - 3/31/78

<b>H</b>	<b>OFFSITE DOSE CALCULATION MANUAL (ODCM)</b>	NUMBER: <b>H4</b>
		REV: <b>24</b>
		Page 202 of 231

Table A-7 Prairie Island Dispersion Parameters

Prairie Island Dispersion Parameters ( $\chi/q$ ),  $\text{sec}/\text{m}^3$ , for Short Term Ground Level Releases  
 $\leq 500$  Hrs/Yr or  $\leq 150$  Hrs/QTR for Standard Distances (As Measured from Edge of Plant Complex)

Miles

<u>Sector</u>	<u>5.0</u>
N	7.67E-07
NNE	6.99E-07
NE	8.97E-07
ENE	6.76E-07
E	1.67E-06
ESE	2.45E-06
SE	2.62E-06
SSE	1.89E-06
S	1.05E-06
SSW	9.39E-07
SW	9.35E-07
WSW	1.27E-06
W	2.11E-06
WNW	1.81E-06
NW	1.74E-06
NNW	1.17E-06

Period of Record: 4/1/77 - 3/31/78

<b>H</b>	<b>OFFSITE DOSE CALCULATION MANUAL (ODCM)</b>	NUMBER: <b>H4</b>
		REV: <b>24</b>
		Page 203 of 231

**Table A-8 Prairie Island Dispersion Parameters**

Prairie Island Dispersion Parameters (D/q), 1/m<sup>2</sup>, for Short Term Ground Level Releases  
 ≤ 500 Hrs/Yr or ≤ 150 Hrs/QTR for Standard Distances (As Measured from Edge of Plant Complex)  
 Miles

<u>Sector</u>	<u>0.1</u>	<u>0.2</u>	<u>0.3</u>	<u>0.4</u>	<u>0.5</u>	<u>0.6</u>	<u>0.7</u>
N	1.68E-06	6.63E-07	4.32E-07	3.00E-07	2.18E-07	1.69E-07	1.29E-07
NNE	1.33E-06	5.43E-07	3.46E-07	2.40E-07	1.72E-07	1.36E-07	1.03E-07
NE	1.19E-06	4.68E-07	3.05E-07	2.06E-07	1.45E-07	1.14E-07	9.10E-08
ENE	1.20E-06	4.86E-07	3.17E-07	2.23E-07	1.58E-07	1.23E-07	9.49E-08
E	2.08E-06	8.09E-07	5.21E-07	3.46E-07	2.49E-07	1.96E-07	1.54E-07
ESE	2.90E-06	1.14E-06	7.17E-07	4.85E-07	3.45E-07	2.69E-07	2.11E-07
SE	3.20E-06	1.26E-06	7.54E-07	5.08E-07	3.71E-07	2.94E-07	2.31E-07
SSE	2.09E-06	8.24E-07	5.16E-07	3.41E-07	2.40E-07	1.92E-07	1.55E-07
S	1.27E-06	5.18E-07	3.24E-07	2.23E-07	1.58E-07	1.23E-07	1.00E-07
SSW	1.06E-06	4.33E-07	2.82E-07	1.92E-07	1.33E-07	1.05E-07	8.51E-08
SW	1.05E-06	4.42E-07	2.85E-07	1.91E-07	1.31E-07	1.04E-07	8.55E-08
WSW	1.24E-06	5.19E-07	3.24E-07	2.14E-07	1.48E-07	1.19E-07	1.94E-08
W	1.90E-06	7.65E-07	4.83E-07	3.22E-07	2.27E-07	1.82E-07	1.48E-07
WNW	2.42E-06	9.62E-07	6.10E-07	4.14E-07	2.99E-07	2.31E-07	1.81E-07
NW	2.30E-06	8.91E-07	5.49E-07	3.72E-07	2.73E-07	2.12E-07	1.65E-07
NNW	1.79E-06	7.01E-07	4.46E-07	3.01E-07	2.21E-07	1.72E-07	1.34E-07

Period of Record: 4/1/77 - 3/31/78

**H****OFFSITE DOSE CALCULATION  
MANUAL (ODCM)**

NUMBER:

**H4**REV: **24**

Page 204 of 231

**Table A-8 Prairie Island Dispersion Parameters**

Prairie Island Dispersion Parameters (D/q), 1/m<sup>2</sup>, for Short Term Ground Level Releases  
 ≤ 500 Hrs/Yr or ≤ 150 Hrs/QTR for Standard Distances (As Measured from Edge of Plant Complex)  
 Miles

<b>Sector</b>	<b>0.8</b>	<b>0.9</b>	<b>1.0</b>	<b>1.1</b>	<b>1.2</b>	<b>1.3</b>	<b>1.4</b>
N	1.05E-07	8.25E-08	6.73E-08	5.55E-08	4.66E-08	3.99E-08	3.41E-08
NNE	8.35E-08	6.76E-08	5.48E-08	4.55E-08	3.85E-08	3.29E-08	2.85E-08
NE	7.39E-08	5.99E-08	4.95E-08	4.08E-08	3.35E-08	2.87E-08	2.49E-08
ENE	7.67E-08	6.15E-08	4.97E-08	4.13E-08	3.42E-08	2.93E-08	2.53E-08
E	1.25E-07	9.96E-08	8.17E-08	6.79E-08	5.63E-08	4.82E-08	4.18E-08
ESE	1.71E-07	1.38E-07	1.12E-07	9.32E-08	7.87E-08	6.71E-08	5.86E-08
SE	1.88E-07	1.50E-07	1.23E-07	1.02E-07	8.55E-08	7.34E-08	6.38E-08
SSE	1.26E-07	1.01E-07	8.26E-08	6.86E-08	5.63E-08	4.83E-08	4.22E-08
S	8.06E-08	6.40E-08	5.16E-08	4.29E-08	3.60E-08	3.07E-08	2.66E-08
SSW	6.87E-08	5.49E-08	4.50E-08	3.73E-08	3.00E-08	2.57E-08	2.23E-08
SW	7.00E-08	5.41E-08	4.47E-08	3.73E-08	3.00E-08	2.57E-08	2.25E-08
WSW	8.11E-08	6.49E-08	5.32E-08	4.44E-08	3.59E-08	3.08E-08	2.67E-08
W	1.21E-07	9.57E-08	7.80E-08	6.48E-08	5.22E-08	4.46E-08	3.86E-08
WNW	1.47E-07	1.15E-07	9.45E-08	7.80E-08	6.54E-08	5.61E-08	4.86E-08
NW	1.34E-07	1.07E-07	8.78E-08	7.30E-08	6.13E-08	5.23E-08	4.53E-08
NNW	1.08E-07	8.62E-08	6.96E-08	5.74E-08	4.82E-08	4.12E-08	3.60E-08

Period of Record: 4/1/77 - 3/31/78

<b>H</b>	<b>OFFSITE DOSE CALCULATION MANUAL (ODCM)</b>	NUMBER:
		<b>H4</b>
		REV: <b>24</b>
		Page 205 of 231

Table A-8 Prairie Island Dispersion Parameters

Prairie Island Dispersion Parameters ( $D/q$ ),  $1/m^2$ , for Short Term Ground Level Releases  
 $\leq 500$  Hrs/Yr or  $\leq 150$  Hrs/QTR for Standard Distances (As Measured from Edge of Plant Complex)  
Miles

<u>Sector</u>	<u>1.5</u>	<u>1.6</u>	<u>1.7</u>	<u>1.8</u>	<u>1.9</u>	<u>2.0</u>	<u>2.1</u>
N	2.98E-08	2.62E-08	2.33E-08	2.08E-08	1.87E-08	1.70E-08	1.54E-08
NNE	2.49E-08	2.20E-08	1.95E-08	1.74E-08	1.56E-08	1.43E-08	1.30E-08
NE	2.17E-08	1.92E-08	1.70E-08	1.52E-08	1.37E-08	1.23E-08	1.12E-08
ENE	2.20E-08	1.94E-08	1.72E-08	1.54E-08	1.38E-08	1.25E-08	1.13E-08
E	3.66E-08	3.24E-08	2.89E-08	2.58E-08	2.32E-08	2.11E-08	1.91E-08
ESE	5.12E-08	4.53E-08	4.03E-08	3.60E-08	3.23E-08	2.95E-08	2.68E-08
SE	5.61E-08	4.96E-08	4.41E-08	3.95E-08	3.55E-08	3.21E-08	2.92E-08
SSE	3.70E-08	3.27E-08	2.91E-08	2.60E-08	2.34E-08	2.10E-08	1.91E-08
S	2.32E-08	2.05E-08	1.82E-08	1.63E-08	1.46E-08	1.31E-08	1.19E-08
SSW	1.95E-08	1.73E-08	1.54E-08	1.38E-08	1.24E-08	1.10E-08	1.00E-08
SW	1.97E-08	1.74E-08	1.54E-08	1.38E-08	1.24E-08	1.08E-08	9.86E-09
WSW	2.34E-08	2.07E-08	1.84E-08	1.65E-08	1.49E-08	1.30E-08	1.18E-08
W	3.37E-08	2.97E-08	2.64E-08	2.36E-08	2.12E-08	1.95E-08	1.77E-08
WNW	4.26E-08	3.76E-08	3.38E-08	3.02E-08	2.72E-08	2.44E-08	2.22E-08
NW	3.97E-08	3.51E-08	3.12E-08	2.80E-08	2.52E-08	2.30E-08	2.09E-08
NNW	3.15E-08	2.78E-08	2.48E-08	2.22E-08	1.99E-08	1.81E-08	1.64E-08

Period of Record: 4/1/77 - 3/31/78

**H**

## OFFSITE DOSE CALCULATION MANUAL (ODCM)

NUMBER:

H4

REV: 24

Page 206 of 231

**Table A-8 Prairie Island Dispersion Parameters**

Prairie Island Dispersion Parameters (D/q), 1/m<sup>2</sup>, for Short Term Ground Level Releases  
≤ 500 Hrs/Yr or ≤ 150 Hrs/QTR for Standard Distances (As Measured from Edge of Plant Complex)

Miles

<u>Sector</u>	<u>2.2</u>	<u>2.3</u>	<u>2.4</u>	<u>2.5</u>	<u>2.6</u>	<u>2.7</u>	<u>2.8</u>
N	1.41E-08	1.29E-08	1.19E-08	1.09E-08	1.05E-08	8.80E-09	8.23E-09
NNE	1.18E-08	1.08E-08	9.96E-09	9.12E-09	8.70E-09	7.42E-09	6.90E-09
NE	1.02E-08	9.34E-09	8.58E-09	7.92E-09	7.61E-09	6.51E-09	6.05E-09
ENE	1.03E-08	9.45E-09	8.69E-09	7.99E-09	7.58E-09	6.56E-09	6.10E-09
E	1.74E-08	1.60E-08	1.47E-08	1.38E-08	1.32E-08	1.13E-08	1.05E-08
ESE	2.44E-08	2.24E-08	2.05E-08	1.96E-08	1.90E-08	1.61E-08	1.50E-08
SE	2.66E-08	2.43E-08	2.24E-08	2.16E-08	2.09E-08	1.79E-08	1.66E-08
SSE	1.74E-08	1.60E-08	1.47E-08	1.39E-08	1.32E-08	1.14E-08	1.06E-08
S	1.09E-08	9.97E-09	9.17E-09	8.70E-09	8.23E-09	7.22E-09	6.73E-09
SSW	9.14E-09	8.37E-09	7.70E-09	7.37E-09	6.91E-09	5.96E-09	5.54E-09
SW	9.00E-09	8.25E-09	7.60E-09	7.18E-09	6.72E-09	5.98E-09	5.56E-09
WSW	1.08E-08	9.89E-09	9.09E-09	8.77E-09	8.21E-09	7.20E-09	6.69E-09
W	1.62E-08	1.48E-08	1.36E-08	1.36E-08	1.25E-08	1.08E-08	1.00E-08
WNW	2.02E-08	1.86E-08	1.71E-08	1.59E-08	1.53E-08	1.31E-08	1.22E-08
NW	1.90E-08	1.74E-08	1.60E-08	1.51E-08	1.44E-08	1.23E-08	1.14E-08
NNW	1.50E-08	1.37E-08	1.26E-08	1.17E-08	1.12E-08	9.53E-09	8.86E-09

Period of Record: 4/1/77 - 3/31/78

<b>H</b>	<b>OFFSITE DOSE CALCULATION MANUAL (ODCM)</b>	<b>NUMBER:</b>
		<b>H4</b>
		<b>REV: 24</b>
		Page 207 of 231

**Table A-8 - Prairie Island Dispersion Parameters**

Prairie Island Dispersion Parameters (D/q), 1/m<sup>2</sup>, for Short Term Ground Level Releases  
 ≤ 500 Hrs/Yr or ≤ 150 Hrs/QTR for Standard Distances (As Measured from Edge of Plant Complex)

Miles

Sector	2.9	3.0	3.1	3.2	3.3	3.4	3.5
N	7.68E-09	7.22E-09	6.76E-09	6.35E-09	5.97E-09	5.63E-09	5.31E-09
NNE	6.44E-09	6.04E-09	5.66E-09	5.32E-09	5.00E-09	4.72E-09	4.46E-09
NE	5.64E-09	5.27E-09	4.94E-09	4.64E-09	4.36E-09	4.11E-09	3.89E-09
ENE	5.69E-09	5.33E-09	5.00E-09	4.69E-09	4.41E-09	4.16E-09	3.92E-09
E	9.78E-09	9.10E-09	8.52E-09	8.00E-09	7.52E-09	7.09E-09	6.69E-09
ESE	1.39E-08	1.30E-08	1.21E-08	1.14E-08	1.07E-08	1.01E-08	9.53E-09
SE	1.55E-08	1.44E-08	1.35E-08	1.27E-08	1.19E-08	1.12E-08	1.06E-08
SSE	9.88E-09	9.11E-09	8.52E-09	8.00E-09	7.52E-09	7.08E-09	6.69E-09
S	6.27E-09	5.67E-09	5.31E-09	4.98E-09	4.68E-09	4.41E-09	4.16E-09
SSW	5.16E-09	4.61E-09	4.32E-09	4.06E-09	3.82E-09	3.61E-09	3.41E-09
SW	5.18E-09	4.74E-09	4.45E-09	4.17E-09	3.93E-09	3.70E-09	3.50E-09
WSW	6.24E-09	5.64E-09	5.28E-09	4.96E-09	4.67E-09	4.40E-09	4.16E-09
W	9.36E-09	8.39E-08	7.87E-09	7.40E-09	6.97E-09	6.58E-09	6.22E-09
WNW	1.13E-08	1.06E-08	9.92E-09	9.31E-09	8.76E-09	8.27E-09	7.81E-09
NW	1.07E-08	9.88E-09	9.26E-09	8.70E-09	8.19E-09	7.72E-09	7.31E-09
NNW	8.26E-09	7.66E-09	7.17E-09	6.73E-09	6.33E-09	5.97E-09	5.63E-09

Period of Record: 4/1/77 - 3/31/78



<b>H</b>	<b>OFFSITE DOSE CALCULATION MANUAL (ODCM)</b>	NUMBER:
		<b>H4</b>
		REV: <b>24</b>
		Page 208 of 231

Table A-8 Prairie Island Dispersion Parameters

Prairie Island Dispersion Parameters (D/q), 1/m<sup>2</sup>, for Short Term Ground Level Releases  
 ≤ 500 Hrs/Yr or ≤ 150 Hrs/QTR for Standard Distances (As Measured from Edge of Plant Complex)  
 Miles

<u>Sector</u>	<u>3.6</u>	<u>3.7</u>	<u>3.8</u>	<u>3.9</u>	<u>4.0</u>	<u>4.1</u>	<u>4.2</u>
N	5.01E-09	4.75E-09	4.50E-09	4.28E-09	4.07E-09	3.88E-09	3.70E-09
NNE	4.22E-09	4.00E-09	3.79E-09	3.60E-09	3.42E-09	3.26E-09	3.11E-09
NE	3.68E-09	3.49E-09	3.31E-09	3.15E-09	3.00E-09	2.85E-09	2.72E-09
ENE	3.71E-09	3.51E-09	3.33E-09	3.17E-09	3.01E-09	2.87E-09	2.74E-09
E	6.33E-09	6.00E-09	5.69E-09	5.41E-09	5.15E-09	4.91E-09	4.68E-09
ESE	9.02E-09	8.54E-09	8.10E-09	7.70E-09	7.32E-09	6.98E-09	6.66E-09
SE	9.99E-09	9.46E-09	8.96E-09	8.51E-09	8.09E-09	7.70E-09	7.33E-09
SSE	6.33E-09	5.99E-09	5.68E-09	5.40E-09	5.14E-09	4.90E-09	4.67E-09
S	3.94E-09	3.73E-09	3.54E-09	3.36E-09	3.20E-09	3.05E-09	2.91E-09
SSW	3.23E-09	3.06E-09	2.91E-09	2.77E-09	2.64E-09	2.51E-09	2.40E-09
SW	3.31E-09	3.14E-09	2.98E-09	2.83E-09	2.66E-09	2.53E-09	2.42E-09
WSW	3.94E-09	3.73E-09	3.54E-09	3.37E-09	3.21E-09	3.06E-09	2.92E-09
W	5.89E-09	5.59E-09	5.31E-09	5.05E-09	4.81E-09	4.59E-09	4.38E-09
WNW	7.39E-09	7.00E-09	6.64E-09	6.31E-09	6.00E-09	5.72E-09	5.45E-09
NW	6.93E-09	6.56E-09	6.23E-09	5.92E-09	5.63E-09	5.36E-09	5.11E-09
NNW	5.33E-09	5.05E-09	4.79E-09	4.58E-09	4.34E-09	4.13E-09	3.94E-09

Period of Record: 4/1/77 - 3/31/78

<b>H</b>	<b>OFFSITE DOSE CALCULATION MANUAL (ODCM)</b>	NUMBER: <b>H4</b>
		REV: <b>24</b>
		Page 209 of 231

Table A-8 Prairie Island Dispersion Parameters

Prairie Island Dispersion Parameters (D/q), 1/m<sup>2</sup>, for Short Term Ground Level Releases  
 ≤ 500 Hrs/Yr or ≤ 150 Hrs/QTR for Standard Distances (As Measured from Edge of Plant Complex)

Miles

<u>Sector</u>	<u>4.3</u>	<u>4.4</u>	<u>4.5</u>	<u>4.6</u>	<u>4.7</u>	<u>4.8</u>	<u>4.9</u>
N	3.55E-09	3.40E-09	3.26E-09	3.12E-09	2.99E-09	2.87E-09	2.76E-09
NNE	2.97E-09	2.84E-09	2.71E-09	2.60E-09	2.49E-09	2.39E-09	2.30E-09
NE	2.60E-09	2.48E-09	2.37E-09	2.27E-09	2.18E-09	2.09E-09	2.01E-09
ENE	2.61E-09	2.49E-09	2.39E-09	2.29E-09	2.19E-09	2.10E-09	2.02E-09
E	4.48E-09	4.28E-09	4.10E-09	3.93E-09	3.77E-09	3.62E-09	3.47E-09
ESE	6.35E-09	6.07E-09	5.81E-09	5.57E-09	5.34E-09	5.13E-09	4.92E-09
SE	6.99E-09	6.68E-09	6.38E-09	6.12E-09	5.86E-09	5.62E-09	5.38E-09
SSE	4.48E-09	4.28E-09	4.10E-09	3.93E-09	3.78E-09	3.63E-09	3.48E-09
S	2.78E-09	2.65E-09	2.54E-09	2.43E-09	2.34E-09	2.24E-09	2.15E-09
SSW	2.30E-09	2.20E-09	2.11E-09	2.02E-09	1.94E-09	1.86E-09	1.79E-09
SW	2.31E-09	2.21E-09	2.12E-09	2.03E-09	1.95E-09	1.87E-09	1.80E-09
WSW	2.79E-09	2.67E-09	2.55E-09	2.45E-09	2.33E-09	2.24E-09	2.15E-09
W	4.19E-09	4.01E-09	3.84E-09	3.69E-09	3.54E-09	3.40E-09	3.27E-09
WNW	5.20E-09	4.98E-09	4.76E-09	4.57E-09	4.38E-09	4.21E-09	4.04E-09
NW	4.88E-09	4.66E-09	4.44E-09	4.25E-09	4.08E-09	3.92E-09	3.77E-09
NNW	3.76E-09	3.60E-09	3.43E-09	3.29E-09	3.16E-09	3.03E-09	2.91E-09

Period of Record: 4/1/77 - 3/31/78

<b>H</b>	<b>OFFSITE DOSE CALCULATION MANUAL (ODCM)</b>	NUMBER: <b>H4</b>
		REV: <b>24</b>
		Page 210 of 231

**Table A-8 - Prairie Island Dispersion Parameters**

Prairie Island Dispersion Parameters (D/q),  $1/m^2$ , for Short Term Ground Level Releases  
 $\leq 500$  Hrs/Yr or  $\leq 150$  Hrs/QTR for Standard Distances (As Measured from Edge of Plant Complex)

**Miles**

<u>Sector</u>	<u>5.0</u>
N	2.65E-09
NNE	2.21E-09
NE	1.93E-09
ENE	1.94E-09
E	3.34E-09
ESE	4.73E-09
SE	5.17E-09
SSE	3.35E-09
S	2.07E-09
SSW	1.73E-09
SW	1.73E-09
WSW	2.07E-09
W	3.15E-09
WNW	3.89E-09
NW	3.63E-09
NNW	2.80E-09

Period of Record: 4/1/77 - 3/31/78

<b>H</b>	<b>OFFSITE DOSE CALCULATION MANUAL (ODCM)</b>	NUMBER: <b>H4</b>
		REV: <b>24</b>
		Page 211 of 231

**Appendix B Prairie Island 12.2m Wind and  $\Delta T$  42.7-12.2m Stability  
Joint Frequency Distributions (4/1/77 - 3/31/78)**

**PRAIRIE ISLAND NUCLEAR GENERATING PLANT SITE METEOROLOGY -  
FREQUENCY DISTRIBUTION TABLES**

**HOURS AT EACH WIND SPEED AND DIRECTION**

PERIOD: 4/1/77 THROUGH 3/31/78

STABILITY CLASS A  
ELEVATION 40 FT.

<u>DIRECTION</u>	<u>WIND SPEED (MPH) AT 40 FT LEVEL</u>						<u>TOTAL</u>
	<u>1 TO 3</u>	<u>4 TO 7</u>	<u>8 TO 12</u>	<u>13 TO 18</u>	<u>19 TO 24</u>	<u>ABOVE 24</u>	
N	7	22	29	11	0	0	69
NNE	13	19	20	4	0	0	56
NE	11	35	16	1	0	0	63
ENE	11	33	20	0	0	0	64
E	14	37	24	0	0	0	75
ESE	4	45	49	7	2	0	107
SE	4	10	22	13	1	0	50
SSE	1	7	19	12	2	0	41
S	2	23	45	27	0	0	97
SSW	1	22	39	14	0	0	76
SW	2	17	30	3	0	0	52
WSW	0	21	25	11	0	0	57
W	1	29	46	18	2	0	96
WNW	6	34	64	56	20	1	181
NW	12	42	72	53	20	0	199
NNW	11	43	49	20	2	0	125
VAR	0	0	0	0	0	0	0

TOTAL HOURS THIS CLASS                    1408  
HOURS OF CALM THIS CLASS                0  
PERCENT OF ALL DATA THIS CLASS    16.81

<b>H</b>	<b>OFFSITE DOSE CALCULATION MANUAL (ODCM)</b>	NUMBER:	<b>H4</b>
		REV:	<b>24</b>
		Page 212 of 231	

**PRAIRIE ISLAND NUCLEAR GENERATING PLANT SITE METEOROLOGY -  
FREQUENCY DISTRIBUTION TABLES**

HOURS AT EACH WIND SPEED AND DIRECTION

PERIOD: 4/1/77 THROUGH 3/31/78

STABILITY CLASS B  
ELEVATION 40 FT.

<u>DIRECTION</u>	<u>WIND SPEED (MPH) AT 40 FT LEVEL</u>						<u>TOTAL</u>
	<u>1 TO 3</u>	<u>4 TO 7</u>	<u>8 TO 12</u>	<u>13 TO 18</u>	<u>19 TO 24</u>	<u>ABOVE 24</u>	
N	0	3	5	1	0	0	9
NNE	1	2	1	1	0	0	5
NE	0	2	0	0	0	0	2
ENE	0	3	2	0	0	0	5
E	0	1	1	0	0	0	2
ESE	1	5	10	6	1	0	23
SE	2	2	8	4	0	0	16
SSE	0	3	4	3	0	0	10
S	1	0	7	9	0	0	17
SSW	0	1	7	0	0	0	8
SW	0	4	1	0	0	0	5
WSW	1	2	5	1	0	0	9
W	0	8	7	3	0	0	18
WNW	1	5	8	6	3	0	23
NW	2	4	11	10	1	0	28
NNW	1	5	3	1	0	1	11
VAR	0	0	0	0	0	0	0

TOTAL HOURS THIS CLASS                    191  
HOURS OF CALM THIS CLASS                0  
PERCENT OF ALL DATA THIS CLASS      2.28

<b>H</b>	<b>OFFSITE DOSE CALCULATION MANUAL (ODCM)</b>	NUMBER: <b>H4</b>
		REV: <b>24</b>
		Page 213 of 231

**PRAIRIE ISLAND NUCLEAR GENERATING PLANT SITE METEOROLOGY -  
FREQUENCY DISTRIBUTION TABLES**

HOURS AT EACH WIND SPEED AND DIRECTION

PERIOD: 4/1/77 THROUGH 3/31/78

STABILITY CLASS C  
ELEVATION 40 FT.

<u>DIRECTION</u>	<u>WIND SPEED (MPH) AT 40 FT LEVEL</u>						<u>TOTAL</u>
	<u>1 TO 3</u>	<u>4 TO 7</u>	<u>8 TO 12</u>	<u>13 TO 18</u>	<u>19 TO 24</u>	<u>ABOVE 24</u>	
N	2	4	4	1	0	0	11
NNE	2	3	1	0	0	0	6
NE	1	5	1	0	0	0	7
ENE	0	3	1	0	0	0	4
E	1	8	3	0	0	0	12
ESE	0	7	11	2	0	0	20
SE	0	2	5	6	0	0	13
SSE	0	2	6	7	1	0	16
S	0	2	10	4	0	0	16
SSW	1	6	4	0	0	0	11
SW	2	2	3	2	0	0	9
WSW	1	6	5	1	2	0	15
W	0	2	11	4	1	0	18
WNW	1	3	6	7	1	0	18
NW	2	7	11	16	6	1	43
NNW	3	5	7	3	3	0	21
VAR	0	0	0	0	0	0	0

TOTAL HOURS THIS CLASS	240
HOURS OF CALM THIS CLASS	0
PERCENT OF ALL DATA THIS CLASS	2.87

<b>H</b>	<b>OFFSITE DOSE CALCULATION MANUAL (ODCM)</b>	NUMBER: <b>H4</b>
		REV: <b>24</b>
		Page 214 of 231

**PRAIRIE ISLAND NUCLEAR GENERATING PLANT SITE METEOROLOGY -  
FREQUENCY DISTRIBUTION TABLES**

HOURS AT EACH WIND SPEED AND DIRECTION

PERIOD: 4/1/77 THROUGH 3/31/78

STABILITY CLASS D  
ELEVATION 40 FT.

<u>DIRECTION</u>	<u>WIND SPEED (MPH) AT 40 FT LEVEL</u>						<u>TOTAL</u>
	<u>1 TO 3</u>	<u>4 TO 7</u>	<u>8 TO 12</u>	<u>13 TO 18</u>	<u>19 TO 24</u>	<u>ABOVE 24</u>	
N	9	24	11	8	0	0	52
NNE	6	22	9	0	0	0	37
NE	16	26	4	0	0	0	46
ENE	11	41	4	0	0	0	56
E	11	95	27	0	0	0	133
ESE	8	57	154	19	0	0	238
SE	10	30	90	38	5	0	173
SSE	8	40	59	51	10	0	168
S	1	51	72	17	4	0	145
SSW	5	29	30	12	0	0	76
SW	4	15	17	4	0	0	40
WSW	5	23	31	21	3	4	87
W	6	53	61	28	6	1	155
WNW	14	57	76	75	21	0	243
NW	14	44	72	110	41	0	281
NNW	16	22	41	25	13	0	117
VAR	0	0	0	0	0	0	0

TOTAL HOURS THIS CLASS                    2051  
HOURS OF CALM THIS CLASS                4  
PERCENT OF ALL DATA THIS CLASS    24.49

<b>H</b>	<b>OFFSITE DOSE CALCULATION MANUAL (ODCM)</b>	NUMBER:	<b>H4</b>
		REV:	<b>24</b>
		Page 215 of 231	

**PRAIRIE ISLAND NUCLEAR GENERATING PLANT SITE METEOROLOGY -  
FREQUENCY DISTRIBUTION TABLES**

HOURS AT EACH WIND SPEED AND DIRECTION

PERIOD: 4/1/77 THROUGH 3/31/78

STABILITY CLASS E  
ELEVATION 40 FT.

<u>DIRECTION</u>	<u>WIND SPEED (MPH) AT 40 FT LEVEL</u>						<u>TOTAL</u>
	<u>1 TO 3</u>	<u>4 TO 7</u>	<u>8 TO 12</u>	<u>13 TO 18</u>	<u>19 TO 24</u>	<u>ABOVE 24</u>	
N	22	30	9	11	1	0	73
NNE	18	29	7	0	0	0	54
NE	22	26	7	1	0	0	56
ENE	19	30	5	1	0	0	55
E	25	96	10	0	0	0	131
ESE	28	144	140	27	0	0	349
SE	24	107	125	41	2	0	299
SSE	21	67	74	23	0	0	185
S	11	56	73	29	1	0	170
SSW	3	26	29	40	1	0	99
SW	14	22	17	12	0	0	65
WSW	14	24	24	11	1	0	74
W	26	73	48	18	1	0	166
WNW	46	136	127	44	4	0	357
NW	46	98	101	62	8	0	315
NNW	43	53	48	10	3	0	157
VAR	0	0	0	0	0	0	0

TOTAL HOURS THIS CLASS                   2612  
HOURS OF CALM THIS CLASS                7  
PERCENT OF ALL DATA THIS CLASS   31.18



<b>H</b>	<b>OFFSITE DOSE CALCULATION MANUAL (ODCM)</b>	NUMBER: <b>H4</b>
		REV: <b>24</b>
		Page 216 of 231

**PRAIRIE ISLAND NUCLEAR GENERATING PLANT SITE METEOROLOGY -  
FREQUENCY DISTRIBUTION TABLES**

HOURS AT EACH WIND SPEED AND DIRECTION

PERIOD: 4/1/77 THROUGH 3/31/78

STABILITY CLASS F  
ELEVATION 40 FT.

<u>DIRECTION</u>	<u>WIND SPEED (MPH) AT 40 FT LEVEL</u>						<u>TOTAL</u>
	<u>1 TO 3</u>	<u>4 TO 7</u>	<u>8 TO 12</u>	<u>13 TO 18</u>	<u>19 TO 24</u>	<u>ABOVE 24</u>	
N	18	8	3	0	0	0	29
NNE	11	6	1	0	0	0	18
NE	11	5	2	0	0	0	18
ENE	13	7	0	0	0	0	20
E	29	33	2	0	0	0	64
ESE	39	61	9	1	0	0	110
SE	38	69	36	3	0	0	146
SSE	27	32	17	2	1	0	79
S	12	16	21	7	0	0	56
SSW	6	11	17	6	0	0	40
SW	5	3	9	4	0	0	21
WSW	8	8	8	0	0	0	24
W	25	39	12	2	0	0	78
WNW	56	63	12	0	0	0	131
NW	66	71	16	3	0	0	156
NNW	29	19	6	2	0	0	56
VAR	0	0	0	0	0	0	0

TOTAL HOURS THIS CLASS                    1053  
HOURS OF CALM THIS CLASS                7  
PERCENT OF ALL DATA THIS CLASS    12.57

<b>H</b>	<b>OFFSITE DOSE CALCULATION MANUAL (ODCM)</b>	NUMBER:	<b>H4</b>
		REV:	<b>24</b>
		Page 217 of 231	

**PRAIRIE ISLAND NUCLEAR GENERATING PLANT SITE METEOROLOGY -  
FREQUENCY DISTRIBUTION TABLES**

HOURS AT EACH WIND SPEED AND DIRECTION

PERIOD: 4/1/77 THROUGH 3/31/78

STABILITY CLASS G

ELEVATION 40 FT.

<u>DIRECTION</u>	<u>WIND SPEED (MPH) AT 40 FT LEVEL</u>						<u>TOTAL</u>
	<u>1 TO 3</u>	<u>4 TO 7</u>	<u>8 TO 12</u>	<u>13 TO 18</u>	<u>19 TO 24</u>	<u>ABOVE 24</u>	
N	14	5	0	0	0	0	19
NNE	13	2	1	0	0	0	16
NE	12	2	1	0	0	0	15
ENE	22	1	2	0	0	0	25
E	52	8	2	0	0	0	62
ESE	50	17	1	0	0	0	68
SE	37	23	8	1	0	0	69
SSE	18	8	7	2	0	0	35
S	11	4	4	0	0	0	19
SSW	13	2	2	0	0	0	17
SW	15	5	1	0	0	0	21
WSW	10	1	1	0	0	0	12
W	41	19	1	0	0	0	61
WNW	75	50	0	0	0	0	125
NW	80	66	3	0	0	0	149
NNW	47	19	5	0	0	0	71
VAR	0	0	0	0	0	0	0

TOTAL HOURS THIS CLASS	821
HOURS OF CALM THIS CLASS	37
PERCENT OF ALL DATA THIS CLASS	9.80

<b>H</b>	<b>OFFSITE DOSE CALCULATION MANUAL (ODCM)</b>	NUMBER:	<b>H4</b>
		REV:	<b>24</b>
		Page 218 of 231	

**THIS PAGE IS LEFT INTENTIONALLY BLANK**

<b>H</b>	<b>OFFSITE DOSE CALCULATION MANUAL (ODCM)</b>	NUMBER:	<b>H4</b>
		REV:	<b>24</b>
		Page 219 of 231	

### Appendix C Dose Parameters for Radioiodines, Particulates and Tritium

This appendix contains the methodology which was used to calculate the dose parameters for radioiodines, particulates, and tritium to show compliance with 10CFR20 and Appendix I of 10CFR50 for gaseous effluents. These dose parameters,  $P_i$  and  $R_i$ , were calculated using the methodology outlines in NUREG-0133 along with Regulatory Guide 1.109 Revision 1. The following sections provide the specific methodology which was utilized in calculating the  $P_i$  and  $R_i$  values for the various exposure pathways.

#### C.1 Calculation of $P_i$

The parameter,  $P_i$ , contained in the radioiodine and particulates portion of Section 5.2, includes pathway transport parameters of the  $i$ th radionuclide, the receptor's usage of the pathway media and the dosimetry of the exposure. Pathway usage rates and the internal dosimetry are functions of the receptor's age; however, the child age group, will always receive the maximum dose under the exposure conditions assumed.

##### C.1.1 Inhalation Pathway

$$P_{iI} = K' (BR) DFA_i \quad (C.1-1)$$

where:

- $P_{iI}$  = dose parameter for radionuclide  $i$  for the inhalation pathway, mrem/yr per  $\mu\text{Ci}/\text{m}^3$ ;
- $K'$  = a constant of unit conversion:  
=  $10^6$  pCi/ $\mu\text{Ci}$ ;
- $BR$  = the breathing rate of the child age group,  $\text{m}^3/\text{yr}$ ;
- $DFA_i$  = the maximum organ inhalation dose factor for the child age group for radionuclide  $i$ , mrem/pCi.

<b>H</b>	<b>OFFSITE DOSE CALCULATION MANUAL (ODCM)</b>	NUMBER:	<b>H4</b>
		REV:	<b>24</b>
		Page 220 of 231	

The age group considered is the child group. The child's breathing rate is taken as 3700 m<sup>3</sup>/yr from Table E-5 of Regulatory Guide 1.109 Revision 1. The inhalation dose factors for the child DFA<sub>i</sub>, are presented in Table E-9 of Regulatory Guide 1.109 in units of mrem/pCi. The total body is considered as an organ in the selection of DFA<sub>i</sub>. The incorporation of breathing rate of the child and the unit conversion factor results in the following:

$$P_i = 3.7 \times 10^9 \text{ DFA}_i \quad (\text{C.1-2})$$

## C.2 Calculation of R<sub>i</sub>

The radioiodine and particulate specification is applicable to the location in the unrestricted area where the combination of existing pathways and receptor age groups indicates the maximum potential exposure occurs. The inhalation and ground plane exposure pathways **SHALL** be considered to exist at all locations. The grass-goat-milk, the grass-cow-milk, grass-cow-meat, and vegetation pathways are considered based on their existence at the various locations. R<sub>i</sub> values have been calculated for the adult, teen, child, and infant age groups for the ground plane, cow milk, goat milk, vegetable and beef ingestion pathways. The methodology which was utilized to calculate these values is presented below.

### C.2.1 Inhalation Pathway

$$R_i = K' (BR)_a (DFA_i)_a \quad (\text{C.2-1})$$

where:

R<sub>i</sub> = dose factor for each identified radionuclide I of the organ of interest, mrem/yr per μCi/m<sup>3</sup>

K' = a constant of unit conversion:  
= 10<sup>6</sup> pCi/μCi;

(BR)<sub>a</sub> = breathing rate of the receptor of age group a, m<sup>3</sup>/yr;

(DFA<sub>i</sub>)<sub>a</sub> = organ inhalation dose factor for radionuclide i for the receptor of age group a, mrem/pCi.

<b>H</b>	<b>OFFSITE DOSE CALCULATION MANUAL (ODCM)</b>	NUMBER: <b>H4</b>
		REV: <b>24</b>
		Page 221 of 231

The breathing rates  $(BR)_a$  for the various age groups are tabulated below, as given in Table E-5 of the Regulatory Guide 1.109 Revision 1.

<u>Age Group (a)</u>	<u>Breathing Rate (m<sup>3</sup>/yr)</u>
Infant	1400
Child	3700
Teen	8000
Adult	8000

Inhalation dose factors  $(DFA_i)_a$  for the various age groups are given in Tables E-7 through E-10 of Regulatory Guide 1.109 Revision 1.

### C.2.2 Ground Plane Pathway

$$R_{iG} = I_i K' K'' (SF) DFG_i (1 - e^{-\lambda_i t}) / \lambda_i \quad (C.2-2)$$

where:

$R_{iG}$  = dose factor for the ground plane pathway for each identified radionuclide  $i$  for the organ of interest, m<sup>2</sup>-mrem/yr per  $\mu$ Ci/sec per;

$K'$  = a constant of unit conversion;

$$= 10^6 \text{ pCi}/\mu\text{Ci};$$

$K''$  = a constant of unit conversion;

$$= 8760 \text{ hr/year};$$

$\lambda_i$  = the radiological decay constant for radionuclide  $i$ , sec<sup>-1</sup>;

$t$  = the exposure time, sec;

$$= 4.73 \times 10^8 \text{ sec (5 years)}$$

$DFG_i$  = the ground plane dose conversion factor for radionuclide  $i$ ; mrem/hr per pCi/m<sup>2</sup>;

SF = the shielding factor (dimensionless)

$I_i$  = factor to account for fractional deposition of radionuclide  $i$ .

<b>H</b>	<b>OFFSITE DOSE CALCULATION MANUAL (ODCM)</b>	NUMBER: <b>H4</b>
		REV: <b>24</b>
		Page 222 of 231

For radionuclides other than iodine, the factor  $I_i$  is equal to one. For radioiodines, the value of  $I_i$  may vary. However, a value of 1.0 was used in calculating the R values in Table 5.5-1.

A shielding factor of 0.7 from Table E-15 of Regulatory Guide 1.109 Revision 1 is used. A tabulation of  $DFG_i$  values is presented in Table E-6 of Regulatory Guide 1.109 Revision 1.

**C.2.3 Grass-Cow or Goat-Milk Pathway**

$$R_{iM} = I_i K' Q_F U_{ap} F_m (DFL_i)_a e^{-\lambda_i t_f} \left[ f_{ps} \left[ \frac{r(1 - e^{-\lambda_i E_i t_{ep}})}{Y_p \lambda_{E_i}} + \frac{B_{iv}(1 - e^{-\lambda_i t_b})}{P_{\lambda_i}} \right] + (1 - f_{ps}) \left[ \frac{r(1 - e^{-\lambda_i E_i t_{es}})}{Y_S \lambda_{E_i}} + \frac{B_{iv}(1 - e^{-\lambda_i t_b})}{P_{\lambda_i}} \right] e^{-\lambda_i t_h} \right] \quad (C.2-3)$$

where:

- $R_{iM}$  = dose factor for the cow milk or goat milk pathway, for each identified radionuclide  $i$  for the organ of interest,  $m^2 - mrem/yr$  per  $\mu Ci/sec$ ;
- $K'$  = a constant of unit conversion;  
=  $10^6$  pCi/ $\mu Ci$ ;
- $Q_F$  = the cow's or goat's feed consumption rate, kg/day (wet weight);
- $U_{ap}$  = the receptor's milk consumption rate for age group  $a$ , liters/yr;
- $Y_p$  = the agricultural productivity by unit area of pasture feed grass, kg/ $m^2$ ;
- $Y_S$  = the agricultural productivity by unit areas of stored feed, kg/ $m^2$ ;
- $F_m$  = the stable element transfer coefficients, pCi/liter per pCi/day;
- $r$  = fraction of deposited activity retained on cow's feed grass;

<b>H</b>	<b>OFFSITE DOSE CALCULATION MANUAL (ODCM)</b>	NUMBER:	<b>H4</b>
		REV:	<b>24</b>
		Page 223 of 231	

$(DFL_i)_a$  = the organ ingestion dose factor for radionuclide  $i$  for the receptor in age group  $a$ , mrem/pCi;

$\lambda_E$  =  $\lambda_i + \lambda_w$ ;

$\lambda_i$  = the radiological decay constant for radionuclide  $i$ ,  $\text{sec}^{-1}$ ;

$\lambda_w$  = the decay constant for removal of activity on leaf and plant surfaces by weathering,  $\text{sec}^{-1}$ ;

=  $5.73 \times 10^{-7} \text{ sec}^{-1}$  (corresponding to a 14 day half-life);

$t_f$  = the transport time from feed to cow or goat to milk to receptor, sec;

$t_h$  = the transport time from harvest, to cow or goat, to consumption, sec;

$t_b$  = period of time that activity builds up in soil, sec;

$B_{iv}$  = concentration factor for uptake of radionuclide  $i$  from the soil by the edible parts of crops, pCi/kg (wet weight) per pCi/kg (dry soil);

$P$  = effective surface density for soil, (dry weight)  $\text{kg/m}^2$ ;

$f_p$  = fraction of the year that the cow or goat is on pasture;

$f_s$  = fraction of the cow feed that is pasture grass while the cow is on pasture;

$t_{ep}$  = period of pasture grass exposure during the growing season, sec;

$t_{es}$  = period of crop exposure during the growing season, sec;

$I_i$  = factor to account for fractional deposition of radionuclide  $i$ .

For radionuclides other than iodine, the factor  $I_i$  is equal to one. For radioiodines, the value of  $I_i$  may vary. However, a value of 1.0 was used in calculating the R values Tables 5.5-8 through 5.5-15.

Milk cattle and goats are considered to be fed from two potential sources, pasture grass and stored feeds. Following the development in Regulatory Guide 1.109 Revision 1, the value of  $f_s$  was considered unity in lieu of site-specific information. The value of  $f_p$  was 0.5 based upon a 6-month grazing period.



<b>H</b>	<b>OFFSITE DOSE CALCULATION MANUAL (ODCM)</b>	NUMBER:
		<b>H4</b>
		REV: <b>24</b>
		Page 224 of 231

Table C-1 contains the appropriate parameter values and their source in Regulatory Guide 1.109 Revision 1.

The concentration of tritium in milk is based on the airborne concentration rather than the deposition. Therefore, the  $R_i$  is based on  $X/Q$ :

$$R_{T_M} = K'K'' F_m Q_F U_{ap} (DFL_i)_a 0.75 (0.5/H) \quad (C.2-4)$$

where:

$R_{T_M}$  = dose factor for the cow or goat milk pathway for tritium for the organ of interest, mrem/yr per  $\mu\text{Ci}/\text{m}^3$ ;

$K''$  = a constant of unit conversion;  
=  $10^3$  gm/kg;

$H$  = absolute humidity of the atmosphere,  $\text{gm}/\text{m}^3$ ;

0.75 = the fraction of total feed that is water;

0.5 = the ratio of the specific activity of the feed grass to the atmospheric water.

and other parameters and values are given below. A value of  $H$  of 8 grams/meter<sup>3</sup>, was used in lieu of site-specific information.

#### C.2.4 Grass-Cow-Meat Pathway

The integrated concentration in meat follows in a similar manner to the development for the milk pathway, therefore:

$$R_{i_B} = I_i K' Q_F U_{ap} F_f (DFL_i)_a e^{-\lambda_i t_s} \left[ f_p f_s \left[ \frac{r(1 - e^{-\lambda_i E_i t_{ep}})}{Y_{p, \lambda_i E_i}} + \frac{B_{iv}(1 - e^{-\lambda_i t_b})}{P_{\lambda_i}} \right] + (1 - f_p f_s) \left[ \frac{r(1 - e^{-\lambda_i E_i t_{es}})}{Y_{s, \lambda_i E_i}} + \frac{B_{iv}(1 - e^{-\lambda_i t_b})}{P_{\lambda_i}} \right] e^{-\lambda_i t_h} \right] \quad (C.2-5)$$

<b>H</b>	<b>OFFSITE DOSE CALCULATION MANUAL (ODCM)</b>	NUMBER:	<b>H4</b>
		REV:	<b>24</b>
		Page 225 of 231	

where:

- $R_{iB}$  = dose factor for the meat ingestion pathway for radionuclide  $i$  for any organ of interest,  $m^2$  - mrem/yr per  $\mu\text{Ci}/\text{sec}$ ;
- $F_f$  = the stable element transfer coefficients,  $\text{pCi}/\text{Kg}$  per  $\text{pCi}/\text{day}$ ;
- $U_{ap}$  = the receptor's meat consumption rate for age group  $a$ ,  $\text{kg}/\text{yr}$ ;
- $t_s$  = the transport time from slaughter to consumption,  $\text{sec}$ ;
- $t_h$  = the transport time from harvest to animal consumption,  $\text{sec}$ ;
- $t_{ep}$  = period of pasture grass exposure during the growing season,  $\text{sec}$ ;
- $t_{es}$  = period of crop exposure during the growing season,  $\text{sec}$ ;
- $I_i$  = factor to account for fractional desposition of radionuclide  $i$ .

For radionuclides other than iodine, the factor  $I_i$  is equal to one. For radioiodines, the value of  $I_i$  may vary. However, a value of 1.0 was used in calculating the  $R$  values in Tables 5.5-5 through 5.5-7.

All other terms remain the same as defined in Equation C.2-3. Table C-2 contains the values which were used in calculating  $R_i$  for the meat pathway.

The concentration of tritium in meat is based on its airborne concentration rather than the deposition. Therefore, the  $R_i$  is based on  $X/Q$ .

$$R_{TB} = K'K'' F_f Q_F U_{ap} (DFL_i)_a \quad 0.75 (0.5/H) \quad (\text{C.2-6})$$

where:

- $R_{TB}$  = dose factor for the meat ingestion pathway for tritium for any organ of interest,  $\text{mrem}/\text{yr}$  per  $\mu\text{Ci}/\text{m}^3$ .

All other terms are defined in Equation C.2-4 and C.2-5, above.

<b>H</b>	<b>OFFSITE DOSE CALCULATION MANUAL (ODCM)</b>	NUMBER:
		<b>H4</b>
		REV: <b>24</b>
		Page 226 of 231

### C.2.5 Vegetation Pathway

The integrated concentration in vegetation consumed by man follows the expression developed in the derivation of the milk factor. Man is considered to consume two types of vegetation (fresh and stored) that differ only in the time period between harvest and consumption, therefore:

$$R_{i_v} = I_i K' (DFL_i)_a \left[ U_{a_f}^L e^{-\lambda_i t_L} \left[ \frac{r(1-e^{-\lambda_i E_i t_e})}{Y_V \lambda_{E_i}} + \frac{B_{iv}(1-e^{-\lambda_i t_b})}{P_{\lambda_i}} \right] + (U_{a_g}^S f_g e^{-\lambda_i t_h} \left[ \frac{r(1-e^{-\lambda_i E_i t_e})}{Y_V \lambda_{E_i}} + \frac{B_{iv}(1-e^{-\lambda_i t_b})}{P_{\lambda_i}} \right]) \right] \quad (C.2-7)$$

where:

- $R_{T_v}$  = dose factor for vegetable pathway for radionuclide  $i$  for organ of interest,  $m^2 - mrem/yr$  per  $\mu Ci/sec$ ;
- $K'$  = a constant of unit conversion;  
=  $10^6$   $pCi/\mu Ci$ ;
- $U_a^L$  = the consumption rate of fresh leafy vegetation by the receptor in age group  $a$ ,  $kg/yr$ ;
- $U_a^S$  = the consumption the or stored vegetation by the receptor in age group  $a$ ,  $kg/yr$ ;
- $f_L$  = the fraction of the annual intake of fresh leafy vegetation grown locally;
- $f_g$  = the fraction of the annual intake of stored vegetation grown locally;
- $t_L$  = the average time between harvest of leafy vegetation and its consumption,  $sec$ ;
- $t_h$  = the average time between harvest of stored vegetation and its consumption,  $sec$ ;

<b>H</b>	<b>OFFSITE DOSE CALCULATION MANUAL (ODCM)</b>	NUMBER:	<b>H4</b>
		REV:	<b>24</b>
		Page 227 of 231	

$Y_V$  = the vegetation areal density, kg/m<sup>2</sup>;

$t_e$  = period of leafy vegetable exposure during growing season, sec;

$I_i$  = factor to account for fractional deposition of radionuclide  $i$ .

For radionuclides other than iodine, the factor  $I_i$  is equal to one. For radioiodines, the value of  $I_i$  may vary. However, a value of 1.0 was used in calculating the R values in tables 5.5-2 through 5.5-4.

All other factors were defined above.

Table C-3 presents the appropriate parameter values and their source in Regulatory Guide 1.109 Revision 1.

In lieu of site-specific data default values for  $f_L$  and  $f_g$ , 1.0 and 0.76, respectively were used in the calculation of  $R_i$ . These values were obtained from Table E-15 of Regulatory Guide 1.109 Revision 1.

The concentration of tritium in vegetation is based on the airborne concentration rather than the deposition. Therefore, the  $R_i$  is based on  $X/Q$ :

$$R_{TV} = K'K'' [U_a^L f_L + U_a^S f_g] (DFL_i)_a 0.75 (0.5/H) \quad (C.2-8)$$

where:

$$R_{TV} = \text{dose factor for the vegetable pathway for tritium for any organ of interest, m}^2 \text{ - mrem/yr per Ci/m}^3.$$

All other terms remain the same as those in Equations C.2-4 and C.2-7.

<b>H</b>	<b>OFFSITE DOSE CALCULATION MANUAL (ODCM)</b>	NUMBER: <b>H4</b>
		REV: <b>24</b>
		Page 228 of 231

Table C-1 Parameters for Cow and Goat Milk Pathways

<u>Parameter</u>	<u>Value</u>	<u>Reference (Reg. Guide 1.109 Rev. 1)</u>
$Q_F$ (kg/day)	50 (cow) 6 (goat)	Table E-3 Table E-3
$Y_P$ (kg/m <sup>2</sup> )	0.7	Table E-15
$t_f$ (seconds)	$1.73 \times 10^5$ (2 days)	Table E-15
$r$	1.0 (radioiodines) 0.2 (particulates)	Table E-15 Table E-15
$(DFL_i)_a$ (mrem/pCi)	Each radionuclide	Tables E-11 to E-14
$F_m$ (pCi/day per pCi/liter)	Each stable element	Table E-1 (cow) Table E-2 (goat)
$t_b$ (seconds)	$4.73 \times 10^8$ (15 yr)	Table E-15
$Y_s$ (kg/m <sup>2</sup> )	2.0	Table E-15
$Y_p$ (kg/m <sup>2</sup> )	0.7	Table E-15
$t_h$ (seconds)	$7.78 \times 10^6$ (90 days)	Table E-15
$U_{ap}$ (liters/yr)	330 infant 330 child 400 teen 310 adult	Table E-5 Table E-5 Table E-5 Table E-5
$t_{ep}$ (seconds)	$2.59 \times 10^6$ (30 days)	Table E-15
$t_{es}$ (seconds)	$5.18 \times 10^6$ (60 days)	Table E-15
$B_{iv}$ (pCi/Kg (wet weight) per pCi/Kg (dry soil))	Each stable element	Table E-1
$P$ (Kg/m <sup>2</sup> (dry weight))	240	Table E-15

<b>H</b>	<b>OFFSITE DOSE CALCULATION MANUAL (ODCM)</b>	NUMBER: <b>H4</b>
		REV: <b>24</b>
		Page 229 of 231

Table C-2 Parameters for the Meat Pathway

<u>Parameter</u>	<u>Value</u>	<u>Reference (Reg. Guide 1.109 Rev. 1)</u>
r	1.0 (radioiodines) 0.2 (particulates)	Table E-15 Table E-15
F <sub>f</sub> (pCi/Kg per pCi/day)	Each stable element	Table E-1
U <sub>ap</sub> (Kg/yr)	0 infant 41 child 65 teen 110 adult	Table E-5 Table E-5 Table E-5 Table E-5
(DFL <sub>i</sub> ) <sub>a</sub> (mrem/pCi)	Each radionuclide	Tables E-11 to E-14
Y <sub>p</sub> (kg/m <sup>2</sup> )	0.7	Table E-15
Y <sub>s</sub> (kg/m <sup>2</sup> )	2.0	Table E-15
t <sub>b</sub> (seconds)	4.73 x 10 <sup>8</sup> (15 yr)	Table E-15
t <sub>s</sub> (seconds)	1.73 x 10 <sup>6</sup> (20 days)	Table E-15
t <sub>h</sub> (seconds)	7.78 x 10 <sup>6</sup> (90 days)	Table E-15
t <sub>ep</sub> (seconds)	2.59 x 10 <sup>6</sup> (30 days)	Table E-15
t <sub>es</sub> (seconds)	5.18 x 10 <sup>6</sup> (60 days)	Table E-15
Q <sub>f</sub> (kg/day)	50	Table E-3
B <sub>iv</sub> (pCi/Kg (wet weight) per pCi/Kg (dry soil))	Each stable element	Table E-1
P (Kg/m <sup>2</sup> (dry weight))	240	Table E-15

<b>H</b>	<b>OFFSITE DOSE CALCULATION MANUAL (ODCM)</b>	<b>NUMBER:</b>	<b>H4</b>
		<b>REV:</b>	<b>24</b>
		<b>Page 230 of 231</b>	

**THIS PAGE IS LEFT INTENTIONALLY BLANK**

<b>H</b>	<b>OFFSITE DOSE CALCULATION MANUAL (ODCM)</b>	NUMBER:
		<b>H4</b>
		REV: <b>24</b>
Page 231 of 231		

Table C-3 Parameters for the Vegetable Pathway

<u>Parameter</u>	<u>Value</u>	<u>Reference (Reg. Guide 1.109 Rev. 1)</u>
r (dimensionless)	1.0 (radioiodines) 0.2 (particulates)	Table E-1 Table E-1
(DFL <sub>i</sub> ) <sub>a</sub> (mrem/pCi)	Each radionuclide	Tables E-11 to E-14
U <sub>a</sub> <sup>L</sup> (kg/yr) - Infant	0	Table E-5
- Child	26	Table E-5
- Teen	42	Table E-5
- Adult	64	Table E-5
U <sub>a</sub> <sup>S</sup> (kg/yr) - Infant	0	Table E-5
- Child	520	Table E-5
- Teen	630	Table E-5
- Adult	520	Table E-5
t <sub>L</sub> (seconds)	8.6 x 10 <sup>4</sup> (1 day)	Table E-15
t <sub>h</sub> (seconds)	5.18 x 10 <sup>6</sup> (60 days)	Table E-15
Y <sub>v</sub> (kg/m <sup>2</sup> )	2.0	Table E-15
t <sub>e</sub> (seconds)	5.18 x 10 <sup>6</sup> (60 days)	Table E-15
t <sub>b</sub> (seconds)	4.73 x 10 <sup>8</sup> (15 yr)	Table E-15
P(Kg/m <sup>2</sup> (dry weight))	240	Table E-15
B <sub>iv</sub> (pCi/Kg (wet weight) per pCi/kg (dry soil))	Each stable element	Table E-1