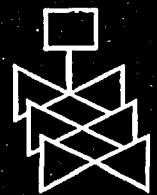





Report on Waste Burial Charges



Changes in Decommissioning Waste Disposal
Costs at Low-Level Waste Burial Facilities



U.S. Nuclear Regulatory Commission
Office of Nuclear Material Safety and Safeguards
Washington, DC 20555-0001



AVAILABILITY OF REFERENCE MATERIALS IN NRC PUBLICATIONS

NRC Reference Material

As of November 1999, you may electronically access NUREG-series publications and other NRC records at NRC's Public Electronic Reading Room at <http://www.nrc.gov/reading-rm.html>.

Publicly released records include, to name a few, NUREG-series publications; *Federal Register* notices; applicant, licensee, and vendor documents and correspondence; NRC correspondence and internal memoranda; bulletins and information notices; inspection and investigative reports; licensee event reports; and Commission papers and their attachments.

NRC publications in the NUREG series, NRC regulations, and *Title 10, Energy*, in the Code of *Federal Regulations* may also be purchased from one of these two sources.

1. The Superintendent of Documents
U.S. Government Printing Office
Mail Stop SSOP
Washington, DC 20402-0001
Internet: bookstore.gpo.gov
Telephone: 202-512-1800
Fax: 202-512-2250
2. The National Technical Information Service
Springfield, VA 22161-0002
www.ntis.gov
1-800-553-6847 or, locally, 703-605-6000

A single copy of each NRC draft report for comment is available free, to the extent of supply, upon written request as follows:

Address: Office of the Chief Information Officer,
Reproduction and Distribution
Services Section
U.S. Nuclear Regulatory Commission
Washington, DC 20555-0001

E-mail: DISTRIBUTION@nrc.gov
Facsimile: 301-415-2289

Some publications in the NUREG series that are posted at NRC's Web site address <http://www.nrc.gov/reading-rm/doc-collections/nuregs> are updated periodically and may differ from the last printed version. Although references to material found on a Web site bear the date the material was accessed, the material available on the date cited may subsequently be removed from the site.

Non-NRC Reference Material

Documents available from public and special technical libraries include all open literature items, such as books, journal articles, and transactions, *Federal Register* notices, Federal and State legislation, and congressional reports. Such documents as theses, dissertations, foreign reports and translations, and non-NRC conference proceedings may be purchased from their sponsoring organization.

Copies of industry codes and standards used in a substantive manner in the NRC regulatory process are maintained at—

The NRC Technical Library
Two White Flint North
11545 Rockville Pike
Rockville, MD 20852-2738

These standards are available in the library for reference use by the public. Codes and standards are usually copyrighted and may be purchased from the originating organization or, if they are American National Standards, from—

American National Standards Institute
11 West 42nd Street
New York, NY 10036-8002
www.ansi.org
212-642-4900

Legally binding regulatory requirements are stated only in laws; NRC regulations; licenses, including technical specifications; or orders, not in NUREG-series publications. The views expressed in contractor-prepared publications in this series are not necessarily those of the NRC.

The NUREG series comprises (1) technical and administrative reports and books prepared by the staff (NUREG-XXXX) or agency contractors (NUREG/CR-XXXX), (2) proceedings of conferences (NUREG/CP-XXXX), (3) reports resulting from international agreements (NUREG/IA-XXXX), (4) brochures (NUREG/BR-XXXX), and (5) compilations of legal decisions and orders of the Commission and Atomic and Safety Licensing Boards and of Directors' decisions under Section 2.206 of NRC's regulations (NUREG-0750).

Report on Waste Burial Charges

Changes in Decommissioning Waste Disposal Costs at Low-Level Waste Burial Facilities

Manuscript Completed: March 2005
Date Published: June 2005

**Division of Waste Management and Environmental Protection
Office of Nuclear Material Safety and Safeguards
U.S. Nuclear Regulatory Commission
Washington, DC 20555-0001**



Disclaimer

This work report was prepared as an account of work sponsored by an agency of the United States Government. Neither the United States Government nor any agency thereof, or any of their employees, make any warranty, expressed or implied, or assumes any legal liability or responsibility for any third party's use or the results of such use, of any information, apparatus, product or process disclosed in this report, or represents that its use by such third party would not infringe privately owned rights. The views expressed in this paper are not necessarily those of the U.S. Nuclear Regulatory Commission.

NUREG-1307, Revision 11, is not a substitute for NRC regulations, and compliance is not required. The approaches and/or methods described in this NUREG are provided for information only. Publication of this report does not necessarily constitute NRC approval or agreement with the information contained herein.

Abstract

A requirement placed upon nuclear power reactor licensees by the U.S. Nuclear Regulatory Commission (NRC) is that licensees must annually adjust the estimate of the cost of decommissioning their plants, in dollars of the current year, as part of the process to provide reasonable assurance that adequate funds for decommissioning will be available when needed. This report, which is revised periodically, explains the formula that is acceptable to the NRC for determining the minimum decommissioning fund requirements for nuclear power plants. The sources of information used in the formula are identified, and the values developed for the estimation of radioactive waste burial/disposition costs, by site and by year, are given. Licensees may use the formula, coefficients, and burial/disposition adjustment factors from this report in their cost analyses, or they may use adjustment factors derived from any methodology that results in a total cost estimate of no less than the amount estimated by using the parameters presented in this report.

This report includes an alternative low-level waste (LLW) disposition option other than direct disposal at the two remaining operating LLW burial sites. This option, which is accepted as a valid approach for consideration by licensees, allows contracting with waste vendors to provide for the disposition of certain LLW generated during decommissioning.

This eleventh revision of NUREG-1307 contains updated disposal costs for the reference pressurized water reactor (PWR) and the reference boiling water reactor (BWR) and the ratios of disposal costs at the two remaining burial sites in Washington and South Carolina for the year 2004. In addition, disposal costs for the reference reactors and ratios of disposal costs at the Washington and South Carolina sites for the years 1995, 1996, 1997, 1998, 2000, and 2002 are provided for historical purposes. This report also provides costs for dispositioning a portion of the total LLW volume using waste vendors, including the ratios of these costs relative to the original 1986 disposal cost estimates. Several sample calculations for estimating the burial/disposition cost for both the old and new options are presented, demonstrating the use of the data contained in this report.

Estimated disposal costs at the Washington site for 2004 are about 48% higher for the reference PWR and about 10% lower for the reference BWR over corresponding estimates for 2002. The reason for this disparity in disposal costs between the two reactor types is that the BWR has a considerably larger inventory of high dose rate material than the PWR. Thus, for the BWR, the 27% decrease in dose rate charges in 2004 more than compensated for increases in other charges. For the Washington site in 2004, LLW disposition using a waste vendor provides a savings of about 33% for a PWR and about 25% for a BWR.

Estimated disposal costs for Atlantic Compact users at the South Carolina site for 2004 are about 9% higher than the 2002 estimates, for both the PWR and BWR. For non-Atlantic Compact users, disposal costs are about 17% higher than the 2002 estimates for the PWR and about 8% higher for the BWR. For Atlantic Compact users, the cost of LLW disposition using waste vendors is about 60% less for a PWR and about 52% less for a BWR than direct disposal at the South Carolina burial site. For non-Atlantic Compact users, the corresponding costs are about 64% (PWR) and 51% (BWR) less than direct disposal.

Contents

Abstract	iii
Foreword	ix
1 Introduction	1
2 Summary	3
3 Development of Cost Adjustment Formula	5
3.1 Labor Adjustment Factors	6
3.2 Energy Adjustment Factors	7
3.3 Waste Burial Adjustment Factors	7
3.4 Sample Calculations of Estimated Reactor Decommissioning Costs	7
4 References	9

Appendices

A LLW Burial/Disposition Prices for the Current Year	A.1
B Calculation of LLW Burial/Disposition Cost Estimation Factors	B.1
C Bureau of Labor Statistics on the Internet	C.1

Tables

2.1	Values of B_x as a Function of LLW Burial Site, Waste Vendor, and Year	3
3.1	Evaluation of the Coefficients A, B, and C in January 1986 Dollars	6
3.2	Regional Factors for Labor Cost Adjustment	7
A.1	Schedule of Maximum Allowable LLW Disposal at the South Carolina Disposal Facility	A.2
A.2	Disposition Destination of Yankee Rowe NPP LLW	A.3
A.3	Price Quotes for Waste Vendor Services	A.3
B.1	Burial Costs at the Washington Site (2004 dollars)	B.3
B.2	Burial Costs at the Washington Site (2002 dollars)	B.5
B.3	Burial Costs at the Washington Site (2000 dollars)	B.7
B.4	Burial Costs at the Washington Site (1998 dollars)	B.9
B.5	Burial Costs at the Washington Site (1997 dollars)	B.11
B.6	Burial Costs at the Washington Site Reference (1996 dollars)	B.13
B.7	Burial Costs at the Washington Site Reference (1995 dollars)	B.15
B.8	Burial Costs at the South Carolina Site Reference Atlantic Compact (2004 dollars)	B.17
B.9	Burial Costs at the South Carolina Site Reference Non-Atlantic Compact (2004 dollars)	B.19
B.10	Burial Costs at the South Carolina Site Reference Atlantic Compact (2002 dollars)	B.21
B.11	Burial Costs at the South Carolina Site Reference Non-Atlantic Compact (2002 dollars)	B.23
B.12	Burial Costs at the South Carolina Site Reference Atlantic Compact (2000 dollars)	B.25
B.13	Burial Costs at the South Carolina Site Reference Non-Atlantic Compact (2000 dollars)	B.27
B.14	Burial Costs at the South Carolina Site Reference PWR and BWR (1998 dollars)	B.29
B.15	Burial Costs at the South Carolina Site Reference PWR and BWR (1997 dollars)	B.31
B.16	Burial Costs at the South Carolina Site Reference PWR and BWR (1996 dollars)	B.33
B.17	Burial Costs at the South Carolina Site Reference PWR and BWR (1995 dollars)	B.35
B.18	Disposition Costs Using Waste Vendors with Burial Costs at the Washington Site (2004 dollars)	B.37
B.19	Disposition Costs Using Waste Vendors with Burial Costs at the South Carolina Site Atlantic Compact (2004 dollars)	B.39
B.20	Disposition Costs Using Waste Vendors with Burial Costs at the South Carolina Site Non-Atlantic Compact (2004 dollars)	B.41

B.21	Disposition Costs Using Waste Vendors with Burial Costs at the Washington Site (2002 dollars)	B.43
B.22	Disposition Costs Using Waste Vendors with Burial Costs at the South Carolina Site Atlantic Compact (2002 dollars)	B.45
B.23	Disposition Costs Using Waste Vendors with Burial Costs at the South Carolina Site Non-Atlantic Compact (2002 dollars)	B.47
B.24	Disposition Costs Using Waste Vendors with Burial Costs at the Washington Site (2000 dollars)	B.49
B.25	Disposition Costs Using Waste Vendors with Burial Costs at the South Carolina Site Atlantic Compact (2000 dollars)	B.51
B.26	Disposition Costs Using Waste Vendors with Burial Costs at the South Carolina Site Non-Atlantic Compact (2000 dollars)	B.53
B.27	Disposition Costs Using Waste Vendors with Burial Costs at the Washington Site (1998 dollars)	B.55
B.28	Disposition Costs Using Waste Vendors with Burial Costs at the South Carolina Site (1998 dollars)	B.57

Foreword

Nuclear power reactor licensees are required, per 10 CFR 50.75, to adjust annually the estimated decommissioning costs of their nuclear facilities in order to ensure adequate funds are available for decommissioning. The regulation references NUREG-1307 as the appropriate source for obtaining the adjustment factor for waste burial/disposition costs; this Revision 11 of NUREG-1307 provides the current waste burial costs at the Washington and South Carolina disposal sites. In addition, this revision provides costs for low-level radioactive waste disposition using waste vendors. Licensees can factor these numbers into the adjustment formula, as specified in 10 CFR 50.75(c)(2), to determine the minimum decommissioning fund requirement for their nuclear facilities.

Although this report is specifically prepared for the use of power reactor licensees, it can also be a valuable source of information for material licensees on current waste burial/disposition costs. Effective July 1, 2000, the Barnwell disposal facility at Barnwell, South Carolina, became the host disposal facility for the newly-formed Atlantic Compact, comprised of the states of Connecticut, New Jersey, and South Carolina. Low-level waste (LLW) from non-Atlantic Compact states will be accepted through June 2008, but will be limited by a total maximum allowable volume per year, which decreases each year, beginning in 2001. A slightly costlier rate schedule will apply for non-Atlantic Compact waste generators. The costs of waste disposal at the Barnwell disposal facility will be determined annually by the South Carolina Public Service Commission (PSC) to provide the site operator with an allowable operating margin. At the Richland, Washington, facility, the costs of disposal are determined annually based on waste generator volume projections and a maximum operator revenue set by the Washington Utilities and Transportation Commission. If the total operator revenue is exceeded in a given year, a rebate may be sent to the waste generator.

Another option available to licensees for the disposition of their LLW is to contract with waste vendors to provide these services. Licensees are increasingly recognizing that, generally, waste vendors are more effective at identifying the lowest cost solutions to LLW disposition. This report also provides waste burial/disposition adjustment factors (changed by the non-waste vendor portion of the LLW) for the waste vendor option, in addition to the standard option of direct disposal at the two available disposal facilities.

Low-level radioactive waste disposal costs are an important element in the cost of decommissioning a nuclear facility. This report provides the latest information that was available at time of publication for licensees to use for annually adjusting the estimated cost of decommissioning their nuclear facilities.



Daniel M. Gillen, Deputy Director
Decommissioning Directorate
Division of Waste Management and Environmental Protection
Office of Nuclear Material Safety and Safeguards

1 Introduction

From 10 CFR 50.75(b), the U.S. Nuclear Regulatory Commission (NRC) requires nuclear power plant licensees to annually adjust the estimate of the cost (in dollars of the current year) of decommissioning their plants. This is just one step of a multi-step process of providing reasonable assurance to the NRC that adequate funds for decommissioning will be available when needed. This report provides adjustment factors for the waste burial/disposition component of the decommissioning fund requirement, as required by 10 CFR 50.75(c)(2). This report also provides the regional adjustment factors for the labor and energy components of the decommissioning fund requirement. The term "adjustment factor," as used in this report and in 10 CFR 50.75(c)(2), refers to increases and/or decreases in decommissioning costs since the NRC regulations were issued. The decommissioning fund requirements in these regulations are in 1986 dollars. This report is periodically updated to reflect changes in waste burial/disposition costs.

Provided in this report is the development of a formula for estimating decommissioning cost that is acceptable to the NRC. The sources of information used in the formula are identified, and the values developed for the adjustment of radioactive waste burial/disposition costs, by site and by year, are given in this report. Licensees may use the formula, the coefficients, and the burial/disposition adjustment factors from this report in their analyses, or they may use an adjustment rate at least equal to the approach presented herein.

The formula and its coefficients, together with guidance to the appropriate sources of data needed, are summarized in Chapter 2. The development of the formula and its coefficients, with sample calculations, are presented in Chapter 3. Price schedules for burial/disposition for the year 2004 are given in Appendix A for currently operating burial sites and waste vendors. The calculations to determine the burial/disposition cost factors, B_x , for each site and each year of evaluation are summarized in Appendix B.

This eleventh revision of NUREG-1307 contains updated low-level waste (LLW) burial/disposition costs for the reference pressurized water reactor (PWR) and the reference boiling water reactor (BWR) and the ratios of LLW burial/disposition costs at the two remaining burial sites in Washington and South Carolina for the year 2004. In addition, disposal costs for the reference reactors and ratios of disposal costs at the Washington and South Carolina sites for the years 1995, 1996, 1997, 1998, 2000, and 2002 are provided for historical purposes. In addition to direct disposal at the two remaining burial sites, this report also includes the option of LLW disposition by waste vendors, initiated in NUREG-1307, Rev. 8 (Ref. 3).

2 Summary

The elements of decommissioning cost, per 10 CFR 50.75(c)(2), are assigned to three categories: those that are proportional to labor costs, L_x ; those that are proportional to energy costs, E_x ; and those that are proportional to burial costs, B_x . The adjustment of the total decommissioning cost estimate can be expressed by

$$\text{Estimated Cost (Year X)} \\ = [\text{1986 \$ Cost}] [A L_x + B E_x + C B_x]$$

where A, B, and C are the fractions of the total 1986 dollar costs that are attributable to labor (0.65), energy (0.13), and burial (0.22), respectively, and sum to 1.0. The factors L_x , E_x , and B_x are defined by

- L_x = labor cost adjustment, January of 1986 to January of Year X,
- E_x = energy cost adjustment, January of 1986 to January of Year X, and
- B_x = LLW burial/disposition cost adjustment, January of 1986 to January of Year X (i.e., burial/disposition cost in January of Year X divided by burial cost in January of 1986).

Licensees are to evaluate L_x and E_x for the years subsequent to 1986 based on the national producer price indexes, national consumer price indexes, and on local conditions for a given site (see Chapter 3).

B_x is evaluated by recalculating the costs of burial/disposition of the radioactive wastes from the reference PWR (Ref. 1) and the reference BWR (Ref. 2) based on the price schedules provided by the available burial sites/waste vendors for the year of interest. The results of these recalculations are presented in Table 2.1, by site and by year. Effective July 1, 2000, different price schedules at the South Carolina burial site apply for states within and outside the newly-created Atlantic Compact, comprised of South Carolina, Connecticut, and New Jersey (see footnote (c) in Table 2.1). Issues of this report prior to 1998 considered direct burial of LLW at an available LLW disposal site as the only LLW disposition option. This report includes the additional LLW disposition option of turning over the majority of the LLW generated during decommissioning to waste vendors for disposition. The B_x values for this option are also provided in Table 2.1 for the years 2000 and 2004 (see footnote (d) in Table 2.1). It is left to the licensees to determine whether direct disposal or disposition using waste vendors best represents their particular situation.

Table 2.1 Values of B_x as a Function of LLW Burial Site, Waste Vendor, and Year^(a)

Year	B_x Values for Washington Site ^(b) (U.S. Ecology)				B_x Values for South Carolina Site (Barnwell)							
	Direct Disposal		Direct Disposal with Vendors ^(d)		Atlantic Compact ^(c)				Non-Atlantic Compact ^(c)			
	PWR	BWR	PWR	BWR	Direct Disposal		Direct Disposal with Vendors ^(d)		Direct Disposal		Direct Disposal with Vendors ^(d)	
2004	5.374	13.157	3.846	11.755	19.500	17.389	7.790	8.347	21.937 ^(e)	17.970	7.934	8.863
2002	3.634	14.549	5.748	15.571	17.922	15.988	9.273	8.626	18.732	16.705	9.467	8.860
2000	2.223	3.375	4.060	4.379	17.922	15.987	7.878	7.943	18.129	16.244	8.052	8.189
1998	3.165	14.403	4.538	15.203	15.886	13.948	7.173	6.968	NA	NA	NA	NA
1997	3.112	6.264	NA	NA	15.852	13.837	NA	NA	NA	NA	NA	NA
1996	2.845	3.294	NA	NA	12.771	10.379	NA	NA	NA	NA	NA	NA
1995	2.015	1.878	NA	NA	12.824	10.420	NA	NA	NA	NA	NA	NA

- (a) The values shown in this table are developed in Appendix B, with all values normalized to the 1986 Washington PWR/BWR values by dividing the calculated burial costs for each site and year by the Washington site burial costs calculated for the year 1986.
- (b) Effective 1/1/93, the Washington site is not accepting waste from outside the Northwest and Rocky Mountain Compacts.
- (c) Effective 7/1/2000, rates are based on whether a waste generator is or is not a member of the Atlantic Compact.
- (d) Effective with NUREG-1307, Rev. 8 (Ref. 3), turning over the majority of LLW to waste vendors for disposition is considered a possibility.
- (e) Calculated using the "flat rate" method. See Section A.2.

3 Development of Cost Adjustment Formula

The evaluations presented in this chapter are based on information presented in NUREG/CR-0130 (Addendum 4) and NUREG/CR-0672 (Addendum 3) (Refs. 1, 2), in which the estimated costs for immediate dismantlement of the reference PWR and the reference BWR are adjusted to January 1986 dollars. Decommissioning costs are divided into three general areas per 10 CFR 50.75(c)(2) that tend to escalate similarly: (1) labor, materials, and services, (2) energy and waste transportation, and (3) radioactive waste burial/disposition. A relatively simple equation can be used to determine the minimum decommissioning fund requirement in year 2004 or previous-year dollars. That equation is:

$$\begin{aligned} \text{Estimated Cost (Year X)} \\ = [1986 \$ \text{ Cost}] * (A L_x + B E_x + C B_x) \end{aligned}$$

where

$$\begin{aligned} \text{Estimated Cost (Year X)} \\ = \text{estimated decommissioning costs in} \\ \text{Year x dollars,} \end{aligned}$$

$$\begin{aligned} [1986 \$ \text{ Cost}] \\ = \text{estimated decommissioning costs in 1986} \\ \text{dollars,} \end{aligned}$$

$$A = \text{fraction of the [1986 \$ Cost] attributable to} \\ \text{labor, materials, and services (0.65)}$$

$$B = \text{fraction of the [1986 \$ Cost] attributable to} \\ \text{energy and transportation (0.13)}$$

$$C = \text{fraction of the [1986 \$ Cost] attributable to} \\ \text{waste burial (0.22)}$$

$$L_x = \text{labor, materials, and services cost adjustment,} \\ \text{January of 1986 to January of Year X}$$

$$E_x = \text{energy and waste transportation cost adjust-} \\ \text{ment, January of 1986 to January of Year X}$$

$$\begin{aligned} B_x &= \text{LLW burial/disposition cost adjustment, Janu-} \\ &\text{ary of 1986 to January of Year X (i.e., burial/} \\ &\text{disposition cost in nominally January of Year} \\ &\text{X, divided by the burial cost in January of} \\ &\text{1986)} \end{aligned}$$

$$= (R_x + \sum S_x) / (R_{1986} + \sum S_{1986})$$

where:

$$R_x = \text{radioactive waste burial/disposition costs (ex-} \\ \text{cluding surcharges) in Year X dollars}$$

$$\sum S_x = \text{summation of surcharges in Year X dollars}$$

$$R_{1986} = \text{radioactive waste burial costs (excluding} \\ \text{surcharges) in 1986 dollars}$$

$$\sum S_{1986} = \text{summation of surcharges in 1986 dollars.}$$

Values for L_x and E_x for years subsequent to 1986 are to be based on the national producer price indexes, national consumer price indexes, and local conditions for a given site, as outlined in Sections 3.1 and 3.2. Thus, the licensee can evaluate these parameters appropriately for a particular site. The values to be used in determining B_x are taken from actual cost schedules and from price quotes by waste vendors.

Values of B_x for the year 2004, and earlier years, are provided to the licensees via this report for information purposes only, as described in Section 3.3.

The major elements of the three components of the decommissioning cost estimates for both the reference PWR and BWR are provided in Table 3.1. Considering the uncertainties and contingencies contained within these numbers, and considering that the values of the coefficients for the PWR and the BWR are so similar, the best estimates of their values are their averages:

$$A_{ave} = 0.65 \quad B_{ave} = 0.13 \quad C_{ave} = 0.22$$

for both the PWR and BWR estimates.

Adjustment Formulas

Table 3.1 Evaluation of the Coefficients A, B, and C in January 1986 Dollars

Cost Category	Reference PWR Values		Reference BWR Values	
	1986 \$ (millions)	Coefficient	1986 \$ (millions)	Coefficient
Labor	17.98 ^(a)		35.12 ^(b)	
Equipment	1.64 ^(a)		4.03 ^(b)	
Supplies	3.12 ^(a)		3.71 ^(b)	
Contractor	12.9 ^(a)		21.1 ^(b)	
Insurance	1.9 ^(a)		1.9 ^(b)	
Containers	10.9 ^(d)		8.14 ^(c)	
Added Staff	7.5 ^(a)		4.4 ^(b)	
Added Supplies	1.2 ^(a)		0.2 ^(b)	
Spec. Contractor	0.78 ^(a)		0.71 ^(b)	
Pre-engineering	7.4 ^(a)		7.4 ^(b)	
Post-TMI-backfits	0.9 ^(a)		0.1 ^(b)	
Surveillance	0.31 ^(a)		--	
Fees	0.14 ^(a)		0.14 ^(b)	
Subtotal	66.67	A = 0.64	86.95	A = 0.66
Energy	8.31 ^(a)		8.84 ^(b)	
Transportation	6.08 ^(d)		7.54 ^(c)	
Subtotal	14.39	B = 0.14	16.38	B = 0.12
Burial	22.48 ^(d)	C = 0.22	29.98 ^(c)	C = 0.22
Total	103.54		133.31	

Note: All costs include a 25% contingency factor.

(a) Based on Table 3.1, NUREG/CR-0130, Addendum 4.

(b) Based on Table 3.1, NUREG/CR-0672, Addendum 3.

(c) Based on Table 5.2, NUREG/CR-0672, Addendum 3.

(d) Based on Table 6.2, NUREG/CR-0130, Addendum 4.

3.1 Labor Adjustment Factors

Current employment cost indexes for labor (column 3, Table 3.2, below) can be obtained from "Employment Cost Indexes," published by the U.S. Department of Labor, Bureau of Labor Statistics (BLS) (Ref. 4). Specifically, the appropriate regional data from the table (currently Table 7) entitled "Total compensation, private industry workers: by bargaining status, region, and area size" should be used. These indexes may also be obtained from BLS databases made available on the Internet (see Appendix C for instructions).

To calculate a labor adjustment factor for a particular region, a base employment cost index, the current employment cost index, and a scaling factor are needed. These values are shown in Table 3.2 for each region. The base index from the BLS data for January 1986 is listed in Column 2 of Table 3.2. These values are based on an index value of 100 in June 1981 (Base June 1981 = 100). However, current (third quarter, 2004) BLS index values are based on an index value of 100 in June 1989 (Base June 1989 = 100). These values are shown in column 3. To convert between these two indexes, regional scaling factors are needed. These scaling factors are listed in the fourth column of Table 3.2.

Table 3.2 Regional Factors for Labor Cost Adjustment

Region	1986 Reference (Base June 1981 = 100)	2004 BLS (Base June 1989 = 100)	Scaling factor	L_x (2004)
Northeast	130.5	173.7	1.555	2.070
South	127.7	169.5	1.441	1.913
Midwest	125.0	177.6	1.409	2.002
West	130.1	178.1	1.449	1.984

In general, L_x is calculated for each region by multiplying the 2004 value (column 3) by the scaling factor (column 4) and then dividing by the reference value (column 2). For example, for the Northeast region:

$$L_x = \frac{(173.7)_{\text{Base 1989}} \text{ (column 3)} \times (1.555)_{\text{Base 1981/Base 1989}} \text{ (column 4)}}{(130.5)_{\text{Base 1981}} \text{ (column 2)}} = 2.070.$$

This value of $L_x = 2.070$ should then be used in the equation to adjust the labor cost (2004 dollars) for decommissioning a nuclear power plant located in the Northeast region of the United States. The 2004 L_x values for the four regions are shown in the last column of Table 3.2.

3.2 Energy Adjustment Factors

The adjustment factor for energy, E_x , is a weighted average of two components, namely, industrial electric power, P_x , and light fuel oil, F_x . For the reference PWR, E_x is given by:

$$E_x \text{ (PWR)} = 0.58P_x + 0.42F_x$$

and for the reference BWR it is:

$$E_x \text{ (BWR)} = 0.54P_x + 0.46F_x$$

These equations are derived from Table 6.3 of Reference 1 and Table 5.3 of Reference 2. The current values of P_x and F_x are calculated from the Producer Price Indexes (PPI), available in the "PPI Detailed Report," published by the U.S. Department of Labor, Bureau of Labor Statistics (BLS) (Ref. 5). These indexes can also be obtained from BLS databases made available on the Internet (see Appendix C for instructions). The indexes used to calculate P_x should be taken from data for industrial electric power (PPI Commodity code 0543), and the indexes used to calculate F_x should be taken from data

for light fuel oils (PPI Commodity code 0573). No regional BLS data for these PPI commodity codes are currently available.

P_x and F_x are the values of current producer price indexes (PPI codes 0543 and 0573, respectively) divided by the corresponding indexes for January 1986. All PPI values are based on a value of 100 for the year 1982 (Base 1982 = 100). Thus, the values of P_x and F_x for September 2004 (latest data available) are

$$P_x = \frac{154.0 \text{ (September 2004 value of code 0543)}}{114.2 \text{ (January 1986 value of code 0543)}} = 1.349$$

$$F_x = \frac{136.8 \text{ (September 2004 value of code 0573)}}{82.0 \text{ (January 1986 value of code 0573)}} = 1.668.$$

The value of E_x for the reference PWR is therefore

$$E_x \text{ (PWR)} = [(0.58 \times 1.349) + (0.42 \times 1.668)] = 1.483.$$

This value of $E_x = 1.384$ should then be used in the equation to adjust the energy cost (to September 2004 dollars) for decommissioning a PWR. For the reference BWR,

$$E_x \text{ (BWR)} = [(0.54 \times 1.349) + (0.46 \times 1.668)] = 1.496.$$

3.3 Waste Burial Adjustment Factors

The adjustment factor for waste burial/disposition, B_x , can be taken directly from data on the appropriate LLW burial location as given in Table 2.1 of this report. For example, $B_x = 19.500$ (in 2004 dollars) for a PWR directly disposing all decommissioning LLW from a state in the Atlantic Compact at the South Carolina burial site.

3.4 Sample Calculations of Estimated Reactor Decommissioning Costs

Four sample calculations are provided in this section to demonstrate the use of the decommissioning cost equation developed above using the appropriate adjustment terms of L_x for labor, material, and services; E_x for energy and waste transportation; and B_x for radioactive waste burial/disposition. The coefficients A, B, and C (0.65, 0.13, and 0.22, labor, energy, and burial fractions, respectively) used in the examples, are developed in Table 3.1 and the equations in this chapter.

Adjustment Formulas

Example 1 (LLW Direct Disposal)

Scenario Description	
Reactor Type:	PWR
Thermal Power Rating:	3400 MW _{th}
Location of Plant:	Western Region of the U.S.
LLW Disposition Preference:	Direct Disposal
LLW Burial Location:	Washington
Base Cost (1986 Dollars) = \$105 million [from 10 CFR 50.75(c)(1)]	
L_x	= 1.984 [from Table 3.2]
E_x	= 1.483 [from Section 3.2]
B_x	= 5.374 [from Table 2.1]
Decommissioning Cost (2004 dollars)	
= (\$105 million)*[(0.65)*(1.984)+(0.13)*(1.483)+(0.22)*(5.374)]	
= \$280 million	

Example 3 (LLW Disposition by Waste Vendors)

Scenario Description	
Reactor Type:	PWR
Thermal Power Rating:	3400 MW _{th}
Location of Plant:	Northeast Region of the U.S.
LLW Disposition Preference:	Contract with Waste Vendors
LLW Burial Location:	South Carolina (Atlantic Compact)
Base Cost (1986 Dollars) = \$105 million [from 10 CFR 50.75(c)(1)]	
L_x	= 2.070 [from Table 3.2]
E_x	= 1.483 [from Section 3.2]
B_x	= 7.790 [from Table 2.1]
Decommissioning Cost (2004 dollars)	
= (\$105 million)*[(0.65)*(2.070)+(0.13)*(1.483)+(0.22)*(7.790)]	
= \$341 million	

Example 2 (LLW Direct Disposal)

Scenario Description	
Reactor Type:	PWR
Thermal Power Rating:	3400 MW _{th}
Location of Plant:	Northeast Region of the U.S.
LLW Disposition Preference:	Direct Disposal
LLW Burial Location:	South Carolina (Atlantic Compact)
Base Cost (1986 Dollars) = \$105 million [from 10 CFR 50.75(c)(1)]	
L_x	= 2.070 [from Table 3.2]
E_x	= 1.483 [from Section 3.2]
B_x	= 19.500 [from Table 2.1]
Decommissioning Cost (2004 dollars)	
= (\$105 million)*[(0.65)*(2.070)+(0.13)*(1.483)+(0.22)*(19.500)]	
= \$612 million	

Example 4 (LLW Disposition by Waste Vendors)

Scenario Description	
Reactor Type:	BWR
Thermal Power Rating:	3400 MW _{th}
Location of Plant:	Midwest Region of the U.S.
LLW Disposition Preference:	Contract with Waste Vendors
LLW Burial Location:	South Carolina (Non-Atlantic Compact)
Base Cost (1986 Dollars) = \$135 million [from 10 CFR 50.75(c)(1)]	
L_x	= 2.002 [from Table 3.2]
E_x	= 1.496 [from Section 3.2]
B_x	= 8.863 [from Table 2.1]
Decommissioning Cost (2004 dollars)	
= (\$135 million)*[(0.65)*(2.002)+(0.13)*(1.496)+(0.22)*(8.863)]	
= \$465 million	

4 References

1. Konzek, G. J., and R. I. Smith, "Technology, Safety and Costs of Decommissioning a Reference Pressurized Water Reactor Power Station – Technical Support for Decommissioning Matters Related to Preparation of the Final Decommissioning Rule," (Report prepared by Pacific Northwest Laboratory, Richland, Washington), NUREG/CR-0130, Addendum 4, U.S. Nuclear Regulatory Commission, July 1988.
2. Konzek, G. J., and R. I. Smith, "Technology, Safety and Costs of Decommissioning a Reference Boiling Water Reactor Power Station - Technical Support for Decommissioning Matters Related to Preparation of the Final Decommissioning Rule," (Report prepared by Pacific Northwest Laboratory, Richland, Washington), NUREG/CR-0672, Addendum 3, U.S. Nuclear Regulatory Commission, July 1988.
3. U.S. Nuclear Regulatory Commission, Office of Nuclear Regulatory Research, "Report on Waste Burial Charges - Changes in Decommissioning Waste Disposal Costs at Low-Level Waste Burial Facilities," NUREG-1307, Revision 8, December 1998.
4. U.S. Department of Labor, Bureau of Labor Statistics, *Employment Cost Indexes*, Updated Annually (approximately) via various Bulletins.
5. U.S. Department of Labor, Bureau of Labor Statistics, *PPI Detailed Report*, Updated Monthly.

Appendix A

LLW Burial/Disposition Prices for the Current Year

Appendix A

LLW Burial/Disposition Prices for the Current Year

This appendix contains the price schedules for burial/disposition of low-level wastes at the Washington and South Carolina sites for the year 2004. Also provided are vendor price quotes for disposition of LLW generated by the decommissioning of nuclear power plants. These schedules are used to calculate the burial/disposition costs discussed in Appendix B.

A.1 Washington LLW Disposal Site

Beginning in 1993, the Northwest Compact imposed on eligible (Northwest or Rocky Mountain Compact) waste generators an annual permit fee based on the volume of waste to be shipped to the Washington site for disposal. For 2004, the permit fees range from \$424 to \$42,400. Hospitals, universities, research centers, and industries pay the lower fees; nuclear power plants pay the highest fee of \$42,400. The permit fees for nuclear power plants are included in this analysis for the years 1993 and later.

Beginning in 1994, the rate schedule for handling and disposing of heavy objects (greater than 5,000 pounds) at the Washington site was revised to recover additional crane rental costs from the waste generator. In 1996, the heavy object limit was raised to 17,500 pounds. A series of shipments of heavy objects for disposal was assumed that would minimize the crane surcharge and result in only a one-time heavy object charge.

Effective January 1, 1996, the operator of the Washington site implemented a restructured rate schedule based on waste volume, number of shipments, number of containers, and dose rate at the container surface. Each waste generator is also assessed an annual site availability charge based on cumulative volume and dose rate at the surface of all containers disposed. The site availability charge appears near the bottom of Tables B.1 through B.4.

In 1997, and again in 1998, the operator of the Washington site more than tripled rate charges on containers having surface dose rates in excess of 100 R/hr. The overall increase arising from these two increases is about a factor of 11. These large increases affect the overall burial costs for a

BWR reactor more than for a PWR reactor since a BWR usually has more highly irradiated components than a PWR.

In 2000, charges for all ranges of container surface dose rates were reduced by a factor of eight. This significantly reduced burial costs at the Washington LLW disposal site. However, effective May 1, 2002, these surface dose rate charges had increased by more than a factor of eight (to about what they were in 1998). In addition, volume, shipment, and container charges had increased by 6.5%, 42.2%, and 42.2%, respectively. Thus, burial charges for 2002 were significantly higher than the charges for 2000 but are roughly comparable to what they were in 1998.

Exhibit A.1 is the rate schedule for the Washington LLW disposal site, effective May 1, 2004. Compared with the 2002 rate schedule used in revision 10 of this report, the 2004 schedule reflects increases in volume (49%), shipment (63%), container (139%), and site surveillance charges (50%). However, dose rate charges per container are about 28% less. As a result of these changes, the cost to disposition a PWR increased by 48%. The BWR, with its larger volume of high dose rate material, benefits by the reduction in dose rate charges. Thus, the cost to disposition a BWR actually dropped by about 10%.

A.2 South Carolina LLW Disposal Site

Access to the South Carolina site by waste generators outside the Southeast Compact ended June 30, 1994, with site closure scheduled for December 31, 1995. However, effective July 1, 1995, the scheduled closure was canceled and access to the Barnwell facility was extended to all states except North Carolina. In June 2000, prohibition on waste from North Carolina was lifted.

Effective November 1, 1996, the operator of the South Carolina disposal site implemented a restructured waste disposal rate schedule. The restructured pricing is based on weight, dose rate, and curies with a cost incentive toward higher density packaging. All business after November 1, 1996, is through customer-specific contracts.

From July 1, 1998, through June 30, 1999, the operator of the

Appendix A

South Carolina disposal site imposed a site access fee on users which varied according to their level of use. Access fees for large users (e.g., utilities with nuclear plants) averaged about \$205,000 for the year.

Exhibit A.2 is the rate schedule for the Atlantic Compact states at the South Carolina LLW disposal site, effective July 1, 2004.

Exhibit A.3 is the interim rate schedule for the non-Atlantic Compact states at the South Carolina LLW disposal site, effective December 6, 2004. As indicated in Exhibit A.3, disposal rates for each shipment are assessed in accordance with a "flat rate" method or a "calculated" method, *whichever yields the higher costs*. The flat rate method is new; previous rate schedules for disposal of non-Atlantic Compact waste used the "calculated" method only. Because disposal costs for the reference PWR are higher using the "flat rate" method, that method was used to determine the value of B_x in Table 2.1. The value of B_x for the reference BWR was determined by the "calculated" method, since that method yields higher costs than the "flat rate" method.

The "calculated" method is similar to the methodology used in Exhibit A.2 for Atlantic Compact Waste. For package densities greater than 45 lb/ft³, the base disposal charges for non-Atlantic Compact waste average about 4% higher than the corresponding charges for Atlantic Compact waste. For densities less than 45 lb/ft³ surcharges are actually less for non-Atlantic Compact waste. Dose rate surcharges are roughly the same for both Atlantic and non-Atlantic Compact waste; other surcharges range from about 10% to 15% higher for non-Atlantic Compact waste. The Atlantic Compact Commission administrative surcharge is the same for both Compact and non-Compact waste.

An additional option is currently available only for Atlantic Compact licensees but must be elected at the beginning of the fiscal year. In some instances, the licensee may choose to pay the \$0.717 per millicurie rate for only LLW curies for radionuclides with half-lives greater than five years rather than pay the \$0.358 per millicurie rate for the entire LLW curies.

In the transition years between 2001 and 2008, the maximum allowable volume of LLW disposed at the South Carolina LLW disposal site from all sources will be governed by a schedule contained in the Atlantic Interstate Low-Level Radioactive Waste Compact Implementation Act, which was enacted into law July 1, 2000. This schedule is shown in Table A.1. After June 2008, non-Atlantic Compact waste will not be accepted for disposal.

Table A.1 Schedule of Maximum Allowable LLW Disposal at the South Carolina Disposal Facility ^(a)

Fiscal Year	Maximum Allowable LLW Volume from All Sources (ft ³)
2001	160,000
2002	80,000
2003	70,000
2004	60,000
2005	50,000
2006	45,000
2007	40,000
2008	35,000

(a) Reference: Code of Laws of South Carolina, 1976, Section 1, Title 48, Chapter 46.

A.3 LLW Disposition by Waste Vendors

Rapidly increasing fees for disposal of low-level radioactive waste has spawned the creation of a niche market for firms specializing in the management of LLW. Increasingly, licensees of nuclear power plants are outsourcing LLW management functions to these waste vendors for a negotiated fee (usually \$/pound of LLW processed). The degree to which LLW management functions are outsourced is negotiated on a case-by-case basis. Waste vendors can manage all LLW management functions from time of generation to disposal (including packaging, transportation, and volume reduction) or any subset of these functions as desired by the licensee.

The vendor determines the most efficient disposition process for each waste stream, which may include sorting into clean/contaminated streams, recycling where possible, volume reduction via the many techniques currently commercially available, and disposal of the residual LLW at the most cost effective disposal site. The vendor's profit is the difference between the price negotiated with the licensee and the total cost for waste minimization, recycling, volume reduction, packaging, transportation, and disposal. The more effective the vendor is at minimization, recycling, volume reduction, and obtaining volume discounts for packaging, transportation, and disposal, the greater will be the profit.

Currently, there are about a dozen waste vendors operating in the United States. Clearly, waste management costs at nuclear power plants are being reduced through the use of waste vendors. Also, closer attention to LLW management by power plant licensees has resulted in dramatic reductions of

LLW being disposed of at the commercial LLW burial sites. Since publication of NUREG/CR-0130 and NUREG/CR-0672, the average annual LLW volume disposed of by nuclear power plants has decreased by an order of magnitude. This volume reduction has been achieved through a combination of increased efforts to minimize the volume of LLW generated to begin with and increased use of waste vendors to reduce the volume of disposed LLW.

The trend of utilizing waste vendors by licensees of operating nuclear power plants is also now being observed at nuclear power plants being decommissioned. Table A.2 shows the disposition destination for LLW generated between 1993 and 1997 during the decommissioning of the Yankee Rowe Nuclear Power Plant (NPP). Over 60% of the waste generated during the decommissioning of this plant was contracted to waste vendors for disposition.

Table A.2 Disposition Destination of Yankee Rowe NPP LLW^(a)

LLW Destination	LLW Volume (m ³) [ft ³]	LLW Volume (% of Total)
South Carolina Disposal Site	874 [30,867]	21.1
Utah Disposal Site	634 [22,390]	15.3
Waste Vendors	2,617 [92,428]	63.3
Liquid LLW Vendors	11 [385]	0.3
Total	4,136 [146,070]	100.0

(a) Reference: NRC Public Document Room (PDR) under NUREG-1307, Revision 8.

The decommissioning analyses reported in NUREG/CR-0130 and NUREG/CR-0672 did not consider the possible use of waste vendors given that this market niche essentially did not exist at the time. Since the use of waste vendors has clearly become an accepted practice by the nuclear power industry for operations and decommissioning since that time, beginning with Revision 8, NUREG-1307 includes an alternative that provides for contracting with waste vendors to manage the disposition of certain portions of LLW generated during decommissioning. This new alternative does not modify or alter in any way the bases for the decommissioning fund requirement specified in 10 CFR 50.75. It merely provides another burial cost adjustment factor (B_x) that reflects LLW disposition by waste vendors.

In support of this analysis performed for NUREG-1307, Rev. 8, several waste vendors were surveyed to develop a representative cost for waste vendor services. Each of the

vendors was asked to provide a generic price quote for processing two waste streams: activated/contaminated concrete and contaminated metal. They were asked to provide these quotes as a price per pound of waste, or as a range of price per pound, based on the waste concrete and metal inventories in NUREG/CR-0130 and

NUREG/CR-0672. The price quotes were to encompass complete disposition of these waste streams (from generation to disposal) and were to be developed assuming the vendor had a contract with a licensee engaged in a large decommissioning project.

In support of Revision 11, NUREG-1307, a similar survey was conducted. For this eleventh revision, price quotes for two vendors are used, as shown in Table A.3. To ensure confidentiality, the vendors providing the data are not identified.

Table A.3 Price Quotes for Waste Vendor Services

Vendor	Activated/Contaminated Concrete (\$/kg) [\$/lb]	Contaminated Metal (\$/kg) [\$/lb]
Vendor #1	0.55 – 4.74 [0.25 – 2.15]	1.10 – 4.08 [0.50 – 1.85]
Vendor #2	0.44 – 4.41 [0.20 – 2.00]	0.88 – 5.51 [0.40 – 2.50]

In order to arrive at a reasonable average vendor cost for the disposal of concrete and metal, it is necessary to take into account the proportions of contaminated and uncontaminated concrete and metal volumes that are assumed to be disposed of. In the PWR and BWR studies (NUREG/CR-0130 and NUREG/CR-0672), it was postulated that less than half of the concrete to be disposed of would Class A or above, whereas virtually all metal waste was postulated to be Class A or above. Therefore, to ensure a conservative estimate of average waste vendor costs, concrete costs are calculated by taking the average of the midpoints of the high and low vendor quotes. Metal costs are determined by taking the average of the high values. The costs are then rounded to the nearest half dollar. Thus, for concrete, the vendor price is \$2.20/kg [\$/lb]; for contaminated metal the price is \$4.41/kg [\$/lb].

This analysis assumed that disposition of dry active waste (DAW) was contracted by waste vendors at the same price as activated/contaminated concrete. All liquid radioactive waste and activated metal are dispositioned as assumed in NUREG/CR-0130 and NUREG/CR-0672 or, in other words, these wastes go directly to disposal without further processing. The resulting B_x will be conservative because the waste vendor

Appendix A

quotes included packaging and transportation of LLW, which are already included in the labor and energy cost elements, respectively, of the 10 CFR 50.75 algorithm.

Also, when utilization of waste vendors is more cost effective than direct disposal, the resulting B_x will further be conservative because at least some of the activated metal could be dispositioned more economically through the services of a waste vendor.

EXHIBIT A.1

**US ECOLOGY, INC.
 RICHLAND, WASHINGTON FACILITY
 RADIOACTIVE WASTE DISPOSAL
 DISPOSAL CHARGES
 EFFECTIVE MAY 1, 2004
 SCHEDULE A, TWENTY FIRST REVISION**

Note: Rates in this Schedule A are subject to adjustment in accordance with the rate adjustment mechanism adopted in the Washington Utilities and Transportation Commission's Sixth Supplemental Order in Docket No. UR-950619 as extended by Commission Order In Docket Nos. UR-010623 and UR-010706.

A. SITE AVAILABILITY CHARGE

1. Rates		
<u>Block</u>	<u>Block Criteria</u>	<u>Annual Charge per Generator</u>
0	No site use at all	\$169
1	Greater than zero but less than or equal to 10 ft ³ and 50 mR/h	324
2	Greater than 10 ft ³ or 50 mR/h* but less than or equal to 20 ft ³ and 100 mR/h*	622
3	Greater than 20 ft ³ or 100 mR/h* but less than or equal to 40 ft ³ and 200 mR/h*	1,193
4	Greater than 40 ft ³ or 200 mR/h* but less than or equal to 80 ft ³ and 400 mR/h*	2,292
5	Greater than 80 ft ³ or 400 mR/h* but less than or equal to 160 ft ³ and 800 mR/h*	4,404
6	Greater than 160 ft ³ or 800 mR/h* but less than or equal to 320 ft ³ and 1,600 mR/h*	8,449
7	Greater than 320 ft ³ or 1,600 mR/h* but less than or equal to 640 ft ³ and 3,200 mR/h*	16,263
8	Greater than 640 ft ³ or 3,200 mR/h* but less than or equal to 1,280 ft ³ and 6,400 mR/h*	31,154
9	Greater than 1,280 ft ³ or 6,400 mR/h* but less than or equal to 2,560 ft ³ and 12,800 mR/h*	59,773
10	Greater than 2,560 ft ³ or 12,800 mR/h* but less than or equal to 5,120 ft ³ and 25,600 mR/h*	115,112
11	Greater than 5,120 ft ³ or 25,600 mR/h*	127,607

* For purposes of determining the site availability charge, mR/hour is calculated by summing the mR per hour at container surface of all containers received during the year.

2. Exemptions

a. As to waste which is generated for research, medical or educational purposes, educational research institutions shall be placed in a rate block for the site availability charge which is one (1) lower than what would otherwise apply through application of the block criteria shown above. "Educational research institution" means a state or independent, not-for-profit, post-secondary educational institution.

b. As to waste which arises as residual or secondary waste from brokers' provision of compaction or processing services for others, if application of the block criteria shown above would place a broker in a rate block for the site availability charge which is greater than Block No. 7, such broker shall be placed in the rate block which is the greater of (i) Block No. 7, or (ii) the block which is two (2) lower than what would otherwise apply through application of the block criteria shown above. "Brokers" are those customers holding the "broker" classification of site use permits issued by the Department of Ecology.

3. Payment Arrangements

a. Initial Determination

Initial determination as to the applicable rate block for each customer shall be based on projections provided by customers prior to the beginning of each calendar year. For those customers who do not intend to ship waste to the facility during the calendar year (those assigned to block No. 0) and for those customers who are initially determined to fall into block Nos. 1-2, the entire site availability charge for the year will be due and payable as of January 1. For those customers who are initially determined to fall into block Nos. 3-8, the entire site availability charge will also be due and payable as of January 1, although those customers may make special arrangements with the Company to pay the charge in equal installments at the beginning of each calendar quarter. For those generators who are initially determined to fall in block Nos. 9-11, 1/12 of the site availability charge will be due and payable as of the beginning of each calendar month. These customers may pay in advance if they wish.

b. Reconciliation

The site availability charge is assessed on the basis of actual volume and dose rate of waste delivered during the calendar year. Assessment of additional amounts, or refunds of overpaid amounts, will be made as appropriate to reconcile the initial determination regarding applicable rate block with the actual volume and dose rates during the calendar year.

Page 1 of 2

EXHIBIT A.1 (Continued)

Appendix A

US ECOLOGY, INC.
 RICHLAND, WASHINGTON FACILITY
 RADIOACTIVE WASTE DISPOSAL
 DISPOSAL CHARGES
 EFFECTIVE MAY 1, 2004
 SCHEDULE A (Continued), TWENTY FIRST REVISION

B. DISPOSAL RATES

- 1. Volume: \$56.60 per cubic foot
- 2. Shipment: \$9,820 per manifested shipment
- 3. Container: \$4,930 per container on each manifest.
- 4. Exposure:

Block No.	Dose Rate at Container Surface	Charge per Container
1	Less than or equal to 200 mR/h	\$ 95
2	Greater than 200 mR/h but less than or equal to 1,000 mR/h	6,750
3	Greater than 1,000 mR/h but less than or equal to 10,000 mR/h	26,800
4	Greater than 10,000 mR/h but less than or equal to 100,000 mR/h	40,000
5	Greater than 100,000 mR/h	672,000

EXTRAORDINARY VOLUMES

Waste shipments qualifying as an "extraordinary volume" under RCW 81.108.020(3) are charged a rate equal to 51.5% of the volume disposal rate.

NUCLEAR DECOMMISSIONING WASTE

The volume disposal rate applicable to waste from the decommissioning of nuclear generating units shall be 80% of those set forth above; provided, however, that such waste must satisfy the quantity requirements for "extraordinary volume" under RCW 81.108.020(3).

**SCHEDULE B
 Surcharges and Other Special Charges
 Sixth Revision**

ENGINEERED CONCRETE BARRIERS

72" x 8' barrier	\$7,451.00 each
84" x 8' barrier	\$8,955.00 each

SURCHARGE FOR HEAVY OBJECTS

The Company shall collect its actual labor and equipment costs incurred, plus a margin thereon of 25%, in handling and disposing of objects or packages weighing more than seventeen thousand five hundred (17,500) pounds.

**SCHEDULE C
 Tax and Fee Rider
 Fourteenth Revision**

The rates and charges set forth in Schedules A and B shall be increased by the amount of any fee, surcharge or tax assessed on a volume or gross revenue basis against or collected by US Ecology, as listed below:

Perpetual Care and Maintenance Fees	\$1.75 per cubic foot
Business & Occupation Tax	3.3% of rates and charges
Site Surveillance Fee	\$9.00 per cubic foot
Surcharge (RCW 43.200.233)	\$6.50 per cubic foot
Commission Regulatory Fee	1.0% of rates and charges

Exhibit A.2



Approved by S.C. Budget and Control Board
Pursuant to 48-46-40(A)(6), S.C.C.

Uniform Schedule of Maximum Disposal Rates for Atlantic Compact Regional Waste

Pursuant to 48-46-40(A) (2), S.C.C.
EFFECTIVE JULY 1, 2004

The Uniform Schedule of Maximum Disposal Rates for Atlantic Compact Regional Waste is a permanent ceiling on disposal rates applicable to Atlantic Compact waste that is adjusted each year in accordance with the Producer Price Index. South Carolina may charge Atlantic Compact generators less than the Uniform Maximum schedule, but cannot charge regional generators more than this rate.

1. BASE DISPOSAL CHARGES (not including surcharges)

A. Standard and Special-Nuclear-Material Waste:

a.)	<u>Weight – Density Range</u>	<u>Rate</u>
i.)	Equal to or greater than 120 lbs./ft ³	\$4.773 per pound
ii.)	Equal to or greater than 75 lbs./ft ³ and less than 120 lbs./ft ³	\$5.250 per pound
iii.)	Equal to or greater than 60 lbs./ft ³ and less than 75 lbs./ft ³	\$6.443 per pound
iv.)	Equal to or greater than 45 lbs./ft ³ and less than 60 lbs./ft ³	\$8.353 per pound
v.)	Less than 45 lbs./ft ³	\$8.353 per pound times the ratio of 45 lbs./ft ³ divided by package density
b.1)	millicurie charge, or	\$.358 per millicurie
b.2)	millicurie charge	\$.717 per millicurie for radionuclides with greater than 5-year half lives

Note: Option b.1 will apply unless generator specifically elects option b.2 for all of its shipments at the beginning of a fiscal year.

B. Biological Waste

\$ 1.085 per pound
in addition to above rates

NOTE 1: MAXIMUM MILLICURIE CHARGE IS \$143,204 PER SHIPMENT.

NOTE 2: THE MINIMUM CHARGE PER SHIPMENT, EXCLUDING SURCHARGES AND SPECIFIC OTHER CHARGES, \$1,000.00.

2. EXTENDED-CARE FUND

Included in Rates

3. SITE STABILIZATION AND CLOSURE FUND

Included in Rates

Exhibit A.2 (Continued)



*Approved by S.C. Budget and Control Board
Pursuant to 48-48-40(A)(4), S.C.C.*

4. SURCHARGES

A. Dose Rate Surcharge

<u>Dose Level</u>	<u>Multiplier of Base Weight Rate</u>
0 mR/hr - 200 mR/hr	1.00
>200 mR/hr - 1 R/hr	1.08
>1R/hr - 2R/hr	1.12
>2R/hr - 3R/hr	1.17
>3R/hr - 4R/hr	1.22
>4R/hr - 5R/hr	1.27
>5R/hr - 10R/hr	1.32
>10R/hr - 25R/hr	1.37
>25R/hr - 50R/hr	1.42
>50R/hr	1.48

B. Irradiated Hardware Charges (See Note A under Miscellaneous)

Per Shipment \$54,244

C. Irradiated Cask-Handling Fee Included in Item 4.B

D. Special Nuclear Material Surcharge \$10.847 per gram

E. Atlantic Compact Commission administrative surcharge \$6 per cubic foot
(Subject to change during year)

5. MISCELLANEOUS

A. Irradiated hardware: As a general rule, billing as irradiated hardware pertains to shipments of exceptionally high activity that require clearing of the site and special off-loading into a slit trench. These generally include CNS3-55, TN-RAM, and other horizontally offloaded cask shipments. In addition to items of irradiated hardware, shipments considered irradiated hardware, for purposes of disposal, have included certain sealed sources and materials with exceptionally high levels of radioactivity.

B. Large components (e.g., steam generators, reactor pressure vessels, coolant pumps): Disposal fees for large components (e.g., steam generators, reactor pressure vessels, reactor coolant pumps) are based on the generally applicable rates, in their entirety, except that the weight and volume used to determine density and weight related charges is calculated as follows:

1. For packages where the large component shell qualifies as the disposal vault per DHEC regulations, weight and volume calculations are based on all sub-components and material contained within the inside surface of the large component shell, including all internals and any stabilization media injected by the shipper, but excluding the shell itself and all incidental external attachments required for shipping and handling; and
2. For packages with a separate shipping container that qualifies as the disposal vault per DHEC regulations, weight and volume calculations are based on the large component, all sub-components and material contained within the inside surface of the shipping container, including any stabilization media injected by the shipper (including that between the large component and the shipping container), but excluding the shipping container itself and all incidental external attachments required for shipping and handling.

Exhibit A.2 (Continued)



*Approved by S.C. Budget and Control Board
Pursuant to 48-46-40(A)(6), S.C.C.*

-
- C. Transport vehicles with additional shielding features may be subject to an additional handling fee which will be provided upon request.
 - D. Decontamination services, if required: \$150 per man hour, plus supplies at current CNS rate.
 - E. Customers may be charged for all special services as described in the Barnwell Site Disposal Criteria.
 - F. Terms of payment are net 30 days upon presentation of invoices. A per-month service charge of one and one-half percent (1½%) shall be levied on accounts not paid within thirty (30) days.
 - G. Company purchase orders or a written letter of authorization in form and substance acceptable to CNS shall be received before receipt of radioactive waste material at the Barnwell Disposal Site and shall refer to CNS Radioactive Material License, the Barnwell Site Disposal Criteria and subsequent changes thereto.
 - H. All shipments shall receive a CNS shipment Identification number and conform to the Prior Notification Plan.
 - I. All radioactive waste shall be packaged in accordance with Department of Transportation and Nuclear Regulatory Commission Regulations in Title 49 and Title 10 of the Code of Federal Regulations, Chem-Nuclear Systems, L.L.C.'s South Carolina Radioactive Material Licenses, Chem-Nuclear Systems, L.L.C.'s Barnwell Site Disposal Criteria, and amendments thereto.

Exhibit A.3



*Approved by S.C. Budget and Control Board
Pursuant to 48-46-40(A)(3), S.C.C.*

**Interim Rate Schedule
for Disposal of non-Atlantic Compact Waste
Effective December 6, 2004**

Disposal rates for each shipment will be assessed in accordance with Section I (Flat Rate Method) or Section II (Calculated Method) below, *whichever is higher* for each shipment. An Atlantic Compact Commission surcharge of \$6 per cubic foot will be added to all shipments.

I. Flat Rate Method

\$1,800 per cubic foot for "processed" ion exchange media shipments. These are shipments that include high density process residue (>53 lbs per cubic foot in a full container) from the treatment of ion exchange media through thermal processes.

\$1,700 per cubic foot for sealed sources

\$600 per cubic foot for all other wastes

II. Calculated Method

1. A. Base Disposal Charge. The minimum base disposal charge per shipment is \$1,000.

lbs per cubic foot =>	\$ per pound	lbs per cubic foot =>	\$ per pound	lbs per cubic foot =>	\$ per pound	lbs per cubic foot =>	\$ per pound
140	\$4.778	70	\$6.090	40	\$9.450	16	\$18.900
120	\$4.883	65	\$6.405	35	\$9.975	14	\$23.100
100	\$5.040	60	\$6.825	30	\$10.500	12	\$27.300
90	\$5.198	55	\$7.665	25	\$12.600	10	\$33.600
80	\$5.355	50	\$8.400	20	\$14.175	8	\$42.000
75	\$5.460	45	\$8.925	18	\$16.013	*6	\$57.750

* Less than 6 lbs per cubic foot: upon request

B. Dose Rate Multiplier on Base Disposal Charge above

Dose Level	Multiplier on Base Disposal Charge
0 mR/hr - 1R/hr	1.00
>1R/hr - 2R/hr	1.08
>2R/hr - 3R/hr	1.17
>3R/hr - 4R/hr	1.22
>4R/hr - 5R/hr	1.27
>5R/hr - 10R/hr	1.32
>10R/hr - 25R/hr	1.37
>25R/hr - 50R/hr	1.42
>50R/hr	1.48

Exhibit A.3 (Continued)



Approved by S.C. Budget and Control Board
Pursuant to 43-46-40(2)(4), S.C.C.

2. ADDITIONAL CHARGES (IF APPLICABLE)

- A. Millicurie surcharges For co-mingled waste in the same shipment from different generators who are subject to this rate schedule, the following millicurie charges apply individually to the portion of waste in the shipment from each generator. (The millicurie surcharge for waste in the same shipment from generators subject to other rates will be assessed separately, according to their applicable rates.)
- i. Millicurie charge for all shipments equal to or greater than 100 millicuries:
\$399 per mci, up to \$159,600 per generator per shipment
- ii. Excess millicurie charge per generator per shipment for millicuries in excess of 400,000
(not applicable to irradiated hardware):
(Square root of number of millicuries in excess of 400,000) x \$85
- B. Biological Waste: \$1.092 per pound
- C. Irradiated Hardware (see Note 3 below): \$62,640 per shipment
- D. Special Nuclear Material Surcharge: \$10.962 per gram
- E. Large components: See Note 4, below

NOTES

1. Surcharges for the extended care fund and decommissioning trust fund are included in the disposal rates.
2. All radioactive waste shall be packaged in accordance with Department of Transportation and Nuclear Regulatory Commission Regulations in Title 49 and Title 10 of the Code of Federal Regulations, Chem-Nuclear Systems, L.L.C.'s South Carolina Radioactive Material Licenses, Chem-Nuclear Systems, L.L.C.'s Barnwell Site Disposal Criteria, and amendments thereto.
3. Irradiated hardware: As a general rule, billing as irradiated hardware pertains to shipments of exceptionally high activity that require clearing of the site and special off-loading into a slit trench. These generally include CNS3-55, TN-RAM, and other horizontally offloaded cask shipments. In addition to items of irradiated hardware, shipments considered irradiated hardware, for purposes of disposal, have included certain sealed sources and materials with exceptionally high levels of radioactivity.
4. Large components: Special disposal rates for large components (e.g., steam generators, reactor pressure vessels, reactor coolant pumps) will be provided by the South Carolina Budget and Control board on a case by-case basis. Early in project planning, shippers are encouraged to consult with the disposal site operator on designs and configurations that may reduce handling and offloading costs at the disposal site.
5. Transport vehicles with additional shielding features may be subject to an additional handling fee which will be provided upon request.
6. In certain circumstances, the disposal site operator may assess additional charges for necessary services that are not part of and are additional to disposal rates established by the State of South Carolina. These include decontamination services and special services as described in the Barnwell Site Disposal Criteria.

Exhibit A.3 (Continued)



*Approved by S.C. Budget and Control Board
Pursuant to 48-46-40(A)(3), S.C.C.*

7. The disposal site operator has established the following policies and procedures which are provided herein for informational purposes:

Terms of payment are net 30 days upon presentation of invoices. A per-month service charge of one and one-half percent (1½%) shall be levied on accounts not paid within thirty (30) days.

Company purchase orders or a written letter of authorization in form and substance acceptable to CNS shall be received before receipt of radioactive waste material at the Barnwell Disposal Site and shall refer to CNS Radioactive Material License, the Barnwell Site Disposal Criteria and subsequent changes thereto.

All shipments shall receive a CNS shipment identification number and conform to the Prior Notification Plan.

Appendix B

Calculation of LLW Burial/Disposition Cost Estimation Factors

Appendix B

Calculation of LLW Burial/Disposition Cost Estimation Factors

The calculations necessary to determine the costs for burial/disposition of the radioactive wastes postulated to result from decommissioning the reference PWR and the reference BWR are performed using detailed spreadsheets. The spreadsheets evaluate the burial/disposition costs for each of the items originally costed in the PWR and BWR decommissioning studies and in the updated costs presented in Addendums 4 and 3 (Refs. 1, 2), respectively, to those reports. Those costs are based on the burial price schedule for U.S. Ecology's Washington Nuclear Center, located on the Hanford Site near Richland, Washington.

The B_x values reported in this document reflect the results for cost changes and waste burial/disposition at different sites normalized to the 1986 burial costs for the Washington low-level waste (LLW) disposal site. All the calculations are based on the same inventory of radioactive wastes as was postulated in the 1986 and 1978-80 analyses. Starting in 1988, the inventories also included post-TMI-2 contributions from the reference PWR and the reference BWR (Refs. 1, 2).

B.1 Washington LLW Disposal Site

The LLW disposal site located in Washington was used to develop the original decommissioning cost estimates for the reference PWR and the reference BWR. These estimates are the basis for the minimum decommissioning fund requirement specified in 10 CFR 50.75(c), which is in 1986 dollars. Thus, as shown in Table 2.1, $B_x = 1.0/1.0$ (for PWR/BWR) for 1986. For the year 2004, $B_x = 5.374/13.157$. These B_x values reflect the adjustment in waste burial costs at the Washington LLW disposal site since 1986. B_x values are summarized in Table 2.1.

Waste burial costs for the year 2004 were developed using the rate schedule provided in Exhibit A.1. The spreadsheet calculations, which are too voluminous to present here, are summarized in Table B.1. Tables B.2 through B.7 provide summaries of the waste burial costs at the Washington LLW disposal site for 2002, 2000, 1998, 1997, 1996, and 1995, respectively. These estimates were originally reported in previous issues of NUREG-1307.

B.2 South Carolina LLW Disposal Site

Waste burial costs for the year 2004 for the South Carolina LLW disposal site were developed using the rate schedules provided in Exhibits A.2 and A.3. The spreadsheet calculations, which are too voluminous to present here, are summarized in Table B.8 for Atlantic Compact reactors and Table B.9 for non-Atlantic Compact reactors. For the year 2004, $B_x = 19.500/17.389$ for the South Carolina disposal site from Atlantic Compact reactors and $B_x = 21.937/17.970$ from non-Atlantic Compact reactors. These B_x values reflect the year 2004 burial cost estimates for the South Carolina LLW disposal site normalized to the 1986 Washington LLW disposal site burial costs. B_x values are summarized in Table 2.1. For non-Atlantic Compact waste, the PWR value of B_x (21.937) was calculated by the flat rate method, because this method yields a higher cost (394,631,682) than the "calculated" method of Table B.9 (365,227,087). Flat rate calculations are shown at the bottom of Table B.9 for both the reference PWR and BWR.

Tables B.10 through B.17 provide summaries of the waste burial costs at the South Carolina LLW disposal site for 2002, 2000, 1998, 1997, 1996, and 1995, respectively. These estimates were originally reported in previous revisions of NUREG-1307.

B.3 LLW Disposition by Waste Vendors

Waste disposition costs for the year 2004 for activated/contaminated concrete, contaminated metal, and dry active waste (DAW) by waste vendors were developed using the unit prices discussed in Section A.3.

Waste burial costs for the year 2004 for activated metal and liquid radioactive waste at the Washington and South Carolina LLW disposal sites were developed using the rate schedules provided in Exhibits A.1, A.2, and A.3. The spreadsheet calculations, which are too voluminous to

Appendix B

present here, are summarized in Tables B.18 through B.20. For the year 2004, $B_x = 3.846/11.755$ for the Washington LLW disposal site and $B_x = 7.790/8.347$ for the South Carolina disposal site from Atlantic Compact reactors and $B_x = 7.934/8.863$ from non-Atlantic Compact reactors. These B_x values reflect the year 2004 waste vendors disposition cost estimates for both the Washington and South Carolina LLW disposal sites normalized to the 1986 Washington LLW disposal site burial costs. B_x values are summarized in Table 2.1. For non-Atlantic Compact waste, Table B.20 summarizes the so-called "calculated" method for determining disposal costs (see Section A.2 and Exhibit A.3). The "flat rate" calculations were also made and are shown at the bottom of Table B.20, for both the reference PWR and BWR. Because the disposal costs determined by using the "flat rate" method are less than for the "calculated method," the latter method was used to determine B_x .

Tables B.21 through B.28 provide summaries of the waste burial/disposition costs at the Washington and South Carolina LLW disposal sites for 2002 and 1998. No esti-

mates are provided for LLW disposition by waste vendors prior to 1998 since this was the first year that this disposition alternative was included in NUREG-1307.

B.4 Other

As other low-level radioactive waste burial sites come into service in the various interstate compacts, values for B_x will be calculated using the price schedules for each of those sites and will be incorporated into subsequent issues of this report. Those materials whose activity concentrations exceed the limits for Class C LLW are identified by footnote as greater-than-Class C (GTCC) material. Because the analyses in this report postulate placing this material in a LLW disposal facility, the disposal costs for this material may be significantly overestimated compared with high-density packaging and geologic repository disposal. It may also be feasible to store GTCC waste in independent spent fuel storage installations (ISFSIs) or other interim storage facilities, as permitted by 10 CFR 72.

Table B.1 Burial Costs at the Washington Site
(2004 dollars)

REFERENCE PWR COMPONENT	VOLUME CHARGE	SHIPMENT CHARGE	CONTAINER CHARGE	LINER DOSE RATE CHARGE	BENTON COUNTY TAX SURCHARGE	DISPOSAL COST
VESSEL WALL	215,080	373,160	187,340	1,520,000	0	2,295,580
VESSEL HEAD & BOTTOM	226,400	392,800	197,200	3,800	0	820,200
UPPER CORE SUPPORT ASSM	22,640	39,280	19,720	107,200	0	188,840
UPPER SUPPORT COLUMN	22,640	39,280	19,720	107,200	0	188,840
UPPER CORE BARREL	11,320	19,640	9,860	80,000	0	120,820
UPPER CORE GRID PLATE	28,300	49,100	24,650	200,000	0	302,050
GUIDE TUBES	33,960	58,920	29,580	160,800	0	283,260
LOWER CORE BARREL ^(a)	181,120	314,240	157,760	1,280,000	0	1,933,120
THERMAL SHIELDS ^(a)	33,960	58,920	29,580	240,000	0	362,460
CORE SHROUD ^(a)	22,640	39,280	19,720	160,000	0	241,640
LOWER GRID PLATE ^(a)	28,300	49,100	24,650	200,000	0	302,050
LOWER SUPPORT COLUMN	5,660	9,820	4,930	40,000	0	60,410
LOWER CORE FORGING	62,260	108,020	54,230	440,000	0	664,510
MISC INTERNALS	45,280	78,560	39,440	320,000	0	483,280
BIO SHIELD CONCRETE	1,412,736	481,180	961,350	0	0	2,855,266
REACTOR CAVITY LINER	28,979	9,820	19,720	0	0	58,519
REACTOR COOLANT PUMPS	237,720	117,840	59,160	0	0	414,720
PRESSURIZER	203,760	78,560	39,440	0	0	321,760
R.Hx,EHx,SUMP PUMP,CAVITY PUMP	22,640	9,820	14,790	0	0	47,250
PRESSURIZER RELIEF TANK	67,920	19,640	9,860	0	0	97,420
SAFETY INJECTION ACCUM TANKS	226,400	78,560	39,440	0	0	344,400
STEAM GENERATORS	1,209,089	314,240	157,760	0	0	1,681,089
REACTOR COOLANT PIPING	186,780	68,740	34,510	0	0	290,030
REMAINING CONTAM. MATLS	2,977,613	991,820	2,026,230	0	0	5,995,663
CONTAMINATED MATRL OTHR BLD	27,003,973	7,816,720	18,285,370	0	0	53,106,063
FILTER CARTRIDGES	17,829	58,920	29,580	1,125,600	0	1,231,929
SPENT RESINS	113,200	196,400	98,600	800,000	0	1,208,200
COMBUSTIBLE WASTES	573,075	589,200	295,800	0	0	1,458,075
EVAPORATOR BOTTOMS	532,040	923,080	463,420	1,186,315	0	3,104,855
POST-TMI-2 ADDITIONS	880,866	0	0	0	0	880,866
HEAVY OBJECT SURCHARGE						136,313
SITE AVAILABILITY CHARGES (3 YRS)						382,821
SUBTOTAL PWR COSTS	36,634,180	13,384,660	23,353,410	7,970,915	0	81,862,299
TAXES & FEES (% OF CHARGES)						3,520,079
TAXES & FEES (\$/UNIT VOL.)						11,165,011
ANNUAL PERMIT FEES (3 YRS)						127,200
TOTAL PWR COSTS						96,674,588

^(a) GTCC Material: Assumes a low density, distributed packaging scheme and final disposal as LLW. High density packaging, ISFSI storage, and geologic repository disposal could reduce disposal costs.

Appendix B

**Table B.1 Burial Costs at the Washington Site
(2004 dollars) (continued)**

REFERENCE BWR COMPONENT	VOLUME CHARGE	SHIPMENT CHARGE	CONTAINER CHARGE	LINER DOSE RATE CHARGE	BENTON COUNTY TAX SURCHARGE	DISPOSAL COST
STEAM SEPARATOR	19,980	137,480	138,040	18,816,000	0	19,111,500
FUEL SUPPORT & PIECES	10,018	68,740	69,020	560,000	0	707,778
CONTROL RODS/INCORES	29,998	78,560	39,440	5,376,000	0	5,523,998
CONTROL RODS GUIDES	7,981	58,920	59,160	480,000	0	606,061
JET PUMPS	28,017	196,400	197,200	26,880,000	0	27,301,617
TOP FUEL GUIDES	47,997	707,040	354,960	48,384,000	0	49,493,997
CORE SUPPORT PLATE	22,017	157,120	152,830	1,240,000	0	1,571,967
CORE SHROUD ⁽⁴⁾	93,956	1,374,800	690,200	94,080,000	0	96,238,956
REACTOR VESSEL WALL	16,018	196,400	108,460	880,000	0	1,200,878
SAC SHIELD (NEUTRON ACT. MATL.)	179,875	137,480	69,020	0	0	386,375
REACT. WATER REC	175,913	49,100	29,580	0	0	254,593
SAC SHIELD (CONTAM. MATL.)	619,657	373,160	187,340	0	0	1,180,157
OTHER PRIMARY CONTAINMENT	7,067,642	1,669,400	4,570,110	0	0	13,307,152
CONTAINM. ATMOSPHERIC	95,937	9,820	9,860	0	0	115,617
HIGH PRESSURE CORE SPRAY	33,960	19,640	9,860	0	0	63,460
LOW PRESSURE CORE SPRAY	19,980	9,820	4,930	0	0	34,730
REACTOR BLDG CLOSED COOLING	63,958	19,640	29,580	0	0	113,178
REACTOR CORE ISO COOLING	25,979	9,820	14,790	0	0	50,589
RESIDUAL HEAT REMOVAL	123,954	49,100	34,510	0	0	207,564
POOL LINER & RACKS	761,553	176,760	182,410	0	0	1,120,723
CONTAMINATED CONCRETE	867,508	274,960	532,440	0	0	1,674,908
OTHER REACTOR BUILDING	2,836,226	451,720	1,922,700	0	0	5,210,646
TURBINE	2,810,303	805,240	1,370,540	0	0	4,986,083
NUCLEAR STEAM CONDENSATE	725,555	127,660	216,920	0	0	1,070,135
LOW PRESSURE FEEDWATER HEATERS	1,473,072	412,440	216,920	0	0	2,102,432
MAIN STEAM	141,953	19,640	14,790	0	0	176,383
MOISTURE SEPARATOR REHEATERS	1,429,150	255,320	128,180	0	0	1,812,650
REACTOR FEEDWATER PUMPS	387,767	58,920	98,600	0	0	545,287
HIGH PRESSURE FEEDWATER HEATERS	241,852	78,560	39,440	0	0	359,852
OTHER TG BLDG	9,708,032	2,337,160	6,330,120	0	0	18,375,312
RAD WASTE BLDG	4,807,095	707,040	3,165,060	0	0	8,679,195
REACTOR BLDG	606,186	373,160	7,040,040	0	0	8,019,386
TG BLDG	409,218	245,500	4,752,520	0	0	5,407,238
RAD WASTE & CONTROL	353,184	225,860	4,101,760	0	0	4,680,804
CONCENTRATOR BOTTOMS	1,273,500	2,209,500	1,109,250	2,815,175	0	7,407,425
OTHER	345,260	599,020	300,730	132,240	0	1,377,250
POST-TMI-2 ADDITIONS	71,995	0	0	0	0	71,995
HEAVY OBJECT SURCHARGE						196,250
SITE AVAILABILITY CHARGES (3.5 YRS)						510,428
SUBTOTAL BWR COSTS	37,932,245	14,680,900	38,291,310	199,643,415	0	291,254,548
TAXES & FEES (% OF CHARGES)						12,523,946
TAXES & FEES (\$/UNIT VOL.)						11,560,622
ANNUAL PERMIT FEES (3.5 YRS)						169,600
TOTAL BWR COSTS						315,508,715

⁽⁴⁾ GTCC Material: Assumes a low density, distributed packaging scheme and final disposal as LLW. High density packaging, ISFSI storage, and geologic repository disposal could reduce disposal costs.

Table B.2 Burial Costs at the Washington Site
(2002 dollars)

REFERENCE PWR COMPONENT	VOLUME CHARGE	SHIPMENT CHARGE	CONTAINER CHARGE	LINER DOSE RATE CHARGE	BENTON COUNTY TAX SURCHARGE	DISPOSAL COST
VESSEL WALL	144,020	228,342	78,280	2,101,400	0	2,552,042
VESSEL HEAD & BOTTOM	151,600	240,360	82,400	5,200	0	479,560
UPPER CORE SUPPORT ASSM	15,160	24,036	8,240	147,200	0	194,636
UPPER SUPPORT COLUMN	15,160	24,036	8,240	147,200	0	194,636
UPPER CORE BARREL	7,580	12,018	4,120	110,600	0	134,318
UPPER CORE GRID PLATE	18,950	30,045	10,300	276,500	0	335,795
GUIDE TUBES	22,740	36,054	12,360	220,800	0	291,954
LOWER CORE BARREL ^(a)	121,280	192,288	65,920	1,769,600	0	2,149,088
THERMAL SHIELDS ^(a)	22,740	36,054	12,360	331,800	0	402,954
CORE SHROUD ^(a)	15,160	24,036	8,240	221,200	0	268,636
LOWER GRID PLATE ^(a)	18,950	30,045	10,300	276,500	0	335,795
LOWER SUPPORT COLUMN	3,790	6,009	2,060	55,300	0	67,159
LOWER CORE FORGING	41,690	66,099	22,660	608,300	0	738,749
MISC INTERNALS	30,320	48,072	16,480	442,400	0	537,272
BIO SHIELD CONCRETE	945,984	294,441	401,700	0	0	1,642,125
REACTOR CAVITY LINER	19,405	6,009	8,240	0	0	33,654
REACTOR COOLANT PUMPS	159,180	72,108	24,720	0	0	256,008
PRESSURIZER	136,440	48,072	16,480	0	0	200,992
R.Hx,EHx,SUMP PUMP,CAVITY PUMP	15,160	6,009	6,180	0	0	27,349
PRESSURIZER RELIEF TANK	45,480	12,018	4,120	0	0	61,618
SAFETY INJECTION ACCUM TANKS	151,600	48,072	16,480	0	0	216,152
STEAM GENERATORS	809,620	192,288	65,920	0	0	1,067,828
REACTOR COOLANT PIPING	125,070	42,063	14,420	0	0	181,553
REMAINING CONTAM. MATLS	1,993,843	606,909	846,660	0	0	3,447,412
CONTAMINATED MATRL OTHR BLD	18,082,166	4,783,164	7,640,540	0	0	30,505,870
FILTER CARTRIDGES	11,939	36,054	12,360	1,545,600	0	1,605,953
SPENT RESINS	75,800	120,180	41,200	1,106,000	0	1,343,180
COMBUSTIBLE WASTES	383,738	360,540	123,600	0	0	867,878
EVAPORATOR BOTTOMS	356,260	564,846	193,640	1,635,910	0	2,750,656
POST-TMI-2 ADDITIONS	589,838	0	0	0	0	589,838
HEAVY OBJECT SURCHARGE						127,975
SITE AVAILABILITY CHARGES (3 YRS)						372,474
SUBTOTAL PWR COSTS	24,530,661	8,190,267	9,758,220	11,001,510	0	53,981,107
TAXES & FEES (% OF CHARGES)						2,051,282
TAXES & FEES (\$/UNIT VOL.)						9,223,270
ANNUAL PERMIT FEES (3 YRS)						123,300
TOTAL PWR COSTS						65,378,959

^(a) GTCC Material: Assumes a low density, distributed packaging scheme and final disposal as LLW. High density packaging, ISFSI storage, and geologic repository disposal could reduce disposal costs.

Appendix B

**Table B.2 Burial Costs at the Washington Site
(2002 dollars) (continued)**

REFERENCE BWR COMPONENT	VOLUME CHARGE	SHIPMENT CHARGE	CONTAINER CHARGE	LINER DOSE RATE CHARGE	BENTON COUNTY TAX SURCHARGE	DISPOSAL COST
STEAM SEPARATOR	13,379	84,126	57,680	25,984,000	0	26,139,185
FUEL SUPPORT & PIECES	6,708	42,063	28,840	774,200	0	851,811
CONTROL RODS/INCORES	20,087	48,072	16,480	7,424,000	0	7,508,639
CONTROL RODS GUIDES	5,344	36,054	24,720	663,600	0	729,718
JET PUMPS	18,761	120,180	82,400	37,120,000	0	37,341,341
TOP FUEL GUIDES	32,139	432,648	148,320	66,816,000	0	67,429,107
CORE SUPPORT PLATE	14,743	96,144	63,860	1,714,300	0	1,889,047
CORE SHROUD ^(a)	62,914	841,260	288,400	129,920,000	0	131,112,574
REACTOR VESSEL WALL	10,726	120,180	45,320	1,216,600	0	1,392,826
SAC SHIELD (NEUTRON ACT. MATL.)	120,446	84,126	28,840	0	0	233,412
REACT. WATER REC	117,793	30,045	12,360	0	0	160,198
SAC SHIELD (CONTAM. MATL.)	414,929	228,342	78,280	0	0	721,551
OTHER PRIMARY CONTAINMENT	4,732,573	1,021,530	1,909,620	0	0	7,663,723
CONTAINM. ATMOSPHERIC	64,241	6,009	4,120	0	0	74,370
HIGH PRESSURE CORE SPRAY	22,740	12,018	4,120	0	0	38,878
LOW PRESSURE CORE SPRAY	13,379	6,009	2,060	0	0	21,448
REACTOR BLDG CLOSED COOLING	42,827	12,018	12,360	0	0	67,205
REACTOR CORE ISO COOLING	17,396	6,009	6,180	0	0	29,585
RESIDUAL HEAT REMOVAL	83,001	30,045	14,420	0	0	127,466
POOL LINER & RACKS	509,945	108,162	76,220	0	0	694,327
CONTAMINATED CONCRETE	580,893	168,252	222,480	0	0	971,625
OTHER REACTOR BUILDING	1,899,169	276,414	803,400	0	0	2,978,983
TURBINE	1,881,811	492,738	572,680	0	0	2,947,229
NUCLEAR STEAM CONDENSATE	485,840	78,117	90,640	0	0	654,597
LOW PRESSURE FEEDWATER HEATERS	986,385	252,378	90,640	0	0	1,329,403
MAIN STEAM	95,053	12,018	6,180	0	0	113,251
MOISTURE SEPARATOR REHEATERS	956,975	156,234	53,560	0	0	1,166,769
REACTOR FEEDWATER PUMPS	259,653	36,054	41,200	0	0	336,907
HIGH PRESSURE FEEDWATER HEATERS	161,947	48,072	16,480	0	0	226,499
OTHER TG BLDG	6,500,608	1,430,142	2,645,040	0	0	10,575,790
RAD WASTE BLDG	3,218,885	432,648	1,322,520	0	0	4,974,053
REACTOR BLDG	405,909	228,342	2,941,680	0	0	3,575,931
TG BLDG	274,017	150,225	1,985,840	0	0	2,410,082
RAD WASTE & CONTROL	236,496	138,207	1,713,920	0	0	2,088,623
CONCENTRATOR BOTTOMS	852,750	1,352,025	463,500	3,881,970	0	6,550,245
OTHER	231,190	366,549	125,660	181,020	0	904,419
POST-TMI-2 ADDITIONS	48,209	0	0	0	0	48,209
HEAVY OBJECT SURCHARGE						184,275
SITE AVAILABILITY CHARGES (3.5 YRS)						496,632
SUBTOTAL BWR COSTS	25,399,860	8,983,455	16,000,020	275,695,690	0	326,759,932
TAXES & FEES (% OF CHARGES)						12,416,877
TAXES & FEES (\$/UNIT VOL.)						9,550,079
ANNUAL PERMIT FEES (3.5 YRS)						164,400
TOTAL BWR COSTS						348,891,289

^(a) GTCC Material: Assumes a low density, distributed packaging scheme and final disposal as LLW. High density packaging, ISFSI storage, and geologic repository disposal could reduce disposal costs.

Table B.3 Burial Costs at the Washington Site
(2000 dollars)

REFERENCE PWR COMPONENT	VOLUME CHARGE	SHIPMENT CHARGE	CONTAINER CHARGE	LINER DOSE RATE CHARGE	BENTON COUNTY TAX SURCHARGE	DISPOSAL COST
VESSEL WALL	87,020	160,664	55,062	264,100	0	566,846
VESSEL HEAD & BOTTOM	91,600	169,120	57,960	640	0	319,320
UPPER CORE SUPPORT ASSM	9,160	16,912	5,796	18,200	0	50,068
UPPER SUPPORT COLUMN	9,160	16,912	5,796	18,200	0	50,068
UPPER CORE BARREL	4,580	8,456	2,898	13,900	0	29,834
UPPER CORE GRID PLATE	11,450	21,140	7,245	34,750	0	74,585
GUIDE TUBES	13,740	25,368	8,694	27,300	0	75,102
LOWER CORE BARREL ^(a)	73,280	135,296	46,368	222,400	0	477,344
THERMAL SHIELDS ^(a)	13,740	25,368	8,694	41,700	0	89,502
CORE SHROUD ^(a)	9,160	16,912	5,796	27,800	0	59,668
LOWER GRID PLATE ^(a)	11,450	21,140	7,245	34,750	0	74,585
LOWER SUPPORT COLUMN	2,290	4,228	1,449	6,950	0	14,917
LOWER CORE FORGING	25,190	46,508	15,939	76,450	0	164,087
MISC INTERNALS	18,320	33,824	11,592	55,600	0	119,336
BIO SHIELD CONCRETE	571,584	207,172	282,555	0	0	1,061,311
REACTOR CAVITY LINER	11,725	4,228	5,796	0	0	21,749
REACTOR COOLANT PUMPS	96,180	50,736	17,388	0	0	164,304
PRESSURIZER	82,440	33,824	11,592	0	0	127,856
R.Hx.EHx,SUMP PUMP,CAVITY PUMP	9,160	4,228	4,347	0	0	17,735
PRESSURIZER RELIEF TANK	27,480	8,456	2,898	0	0	38,834
SAFETY INJECTION ACCUM TANKS	91,600	33,824	11,592	0	0	137,016
STEAM GENERATORS	489,190	135,296	46,368	0	0	670,854
REACTOR COOLANT PIPING	75,570	29,596	10,143	0	0	115,309
REMAINING CONTAM. MATLS	1,204,723	427,028	595,539	0	0	2,227,290
CONTAMINATED MATRL OTHR BLD	10,925,636	3,365,488	5,374,341	0	0	19,665,465
FILTER CARTRIDGES	7,214	25,368	8,694	191,100	0	232,376
SPENT RESINS	45,800	84,560	28,980	139,000	0	298,340
COMBUSTIBLE WASTES	231,863	253,680	86,940	0	0	572,483
EVAPORATOR BOTTOMS	215,260	397,432	136,206	205,082	0	953,980
POST-TMI-2 ADDITIONS	356,393	0	0	0	0	356,393
HEAVY OBJECT SURCHARGE						122,550
SITE AVAILABILITY CHARGES (3 YRS)						429,702
SUBTOTAL PWR COSTS	14,821,956	5,762,764	6,863,913	1,377,922	0	29,378,807
TAXES & FEES (% OF CHARGES)						1,263,289
TAXES & FEES (\$/UNIT VOL.)						9,223,270
ANNUAL PERMIT FEES (3 YRS)						120,000
TOTAL PWR COSTS						39,985,366

^(a) GTCC Material: Assumes a low density, distributed packaging scheme and final disposal as LLW. High density packaging, ISFSI storage, and geologic repository disposal could reduce disposal costs.

Appendix B

**Table B.3 Burial Costs at the Washington Site
(2000 dollars) (continued)**

REFERENCE BWR COMPONENT	VOLUME CHARGE	SHIPMENT CHARGE	CONTAINER CHARGE	LINER DOSE RATE CHARGE	BENTON COUNTY TAX SURCHARGE	DISPOSAL COST
STEAM SEPARATOR	8,084	59,192	40,572	3,262,000	0	3,369,848
FUEL SUPPORT & PIECES	4,053	29,596	20,286	97,300	0	151,235
CONTROL RODS/INCORES	12,137	33,824	11,592	932,000	0	989,553
CONTROL RODS GUIDES	3,229	25,368	17,388	83,400	0	129,385
JET PUMPS	11,336	84,560	57,960	4,660,000	0	4,813,856
TOP FUEL GUIDES	19,419	304,416	104,328	8,388,000	0	8,816,163
CORE SUPPORT PLATE	8,908	67,648	44,919	215,450	0	336,925
CORE SHROUD ^(a)	38,014	591,920	202,860	16,310,000	0	17,142,794
REACTOR VESSEL WALL	6,481	84,560	31,878	152,900	0	275,819
SAC SHIELD (NEUTRON ACT. MATL.)	72,776	59,192	20,286	0	0	152,254
REACT. WATER REC	71,173	21,140	8,694	0	0	101,007
SAC SHIELD (CONTAM. MATL.)	250,709	160,664	55,062	0	0	466,435
OTHER PRIMARY CONTAINMENT	2,859,523	718,760	1,343,223	0	0	4,921,506
CONTAINM. ATMOSPHERIC	38,816	4,228	2,898	0	0	45,942
HIGH PRESSURE CORE SPRAY	13,740	8,456	2,898	0	0	25,094
LOW PRESSURE CORE SPRAY	8,084	4,228	1,449	0	0	13,761
REACTOR BLDG CLOSED COOLING	25,877	8,456	8,694	0	0	43,027
REACTOR CORE ISO COOLING	10,511	4,228	4,347	0	0	19,086
RESIDUAL HEAT REMOVAL	50,151	21,140	10,143	0	0	81,434
POOL LINER & RACKS	308,120	76,104	53,613	0	0	437,837
CONTAMINATED CONCRETE	350,988	118,384	156,492	0	0	625,864
OTHER REACTOR BUILDING	1,147,519	194,488	565,110	0	0	1,907,117
TURBINE	1,137,031	346,696	402,822	0	0	1,886,549
NUCLEAR STEAM CONDENSATE	293,555	54,964	63,756	0	0	412,275
LOW PRESSURE FEEDWATER HEATERS	595,995	177,576	63,756	0	0	837,327
MAIN STEAM	57,433	8,456	4,347	0	0	70,236
MOISTURE SEPARATOR REHEATERS	578,225	109,928	37,674	0	0	725,827
REACTOR FEEDWATER PUMPS	156,888	25,368	28,980	0	0	211,236
HIGH PRESSURE FEEDWATER HEATERS	97,852	33,824	11,592	0	0	143,268
OTHER TG BLDG	3,927,808	1,006,264	1,860,516	0	0	6,794,588
RAD WASTE BLDG	1,944,920	304,416	930,258	0	0	3,179,594
REACTOR BLDG	245,259	160,664	2,069,172	0	0	2,475,095
TG BLDG	165,567	105,700	1,396,836	0	0	1,668,103
RAD WASTE & CONTROL	142,896	97,244	1,205,568	0	0	1,445,708
CONCENTRATOR BOTTOMS	515,250	951,300	326,025	486,640	0	2,279,215
OTHER	139,690	257,908	88,389	22,522	0	508,509
POST-TMI-2 ADDITIONS	29,129	0	0	0	0	29,129
HEAVY OBJECT SURCHARGE						172,650
SITE AVAILABILITY CHARGES (3.5 YRS)						572,936
SUBTOTAL BWR COSTS	15,347,145	6,320,860	11,254,383	34,610,212	0	68,278,186
TAXES & FEES (% OF CHARGES)						2,935,962
TAXES & FEES (\$/UNIT VOL.)						9,550,079
ANNUAL PERMIT FEES (3.5 YRS)						160,000
TOTAL BWR COSTS						80,924,227

^(a) GTCC Material: Assumes a low density, distributed packaging scheme and final disposal as LLW. High density packaging, ISFSI storage, and geologic repository disposal could reduce disposal costs.

Table B.4 Burial Costs at the Washington Site
(1998 dollars)

REFERENCE PWR COMPONENT	VOLUME CHARGE	SHIPMENT CHARGE	CONTAINER CHARGE	LINER DOSE RATE CHARGE	BENTON COUNTY TAX SURCHARGE	DISPOSAL COST
VESSEL WALL	116,280	238,640	44,004	2,147,000	0	2,545,924
VESSEL HEAD & BOTTOM	122,400	251,200	46,320	0	0	419,920
UPPER CORE SUPPORT ASSM	12,240	25,120	4,632	151,200	0	193,192
UPPER SUPPORT COLUMN	12,240	25,120	4,632	151,200	0	193,192
UPPER CORE BARREL	6,120	12,560	2,316	113,000	0	133,996
UPPER CORE GRID PLATE	15,300	31,400	5,790	282,500	0	334,990
GUIDE TUBES	18,360	37,680	6,948	226,800	0	289,788
LOWER CORE BARREL ^(a)	97,920	200,960	37,056	1,808,000	0	2,143,936
THERMAL SHIELDS ^(a)	18,360	37,680	6,948	339,000	0	401,988
CORE SHROUD ^(a)	12,240	25,120	4,632	226,000	0	267,992
LOWER GRID PLATE ^(a)	15,300	31,400	5,790	282,500	0	334,990
LOWER SUPPORT COLUMN	3,060	6,280	1,158	56,500	0	66,998
LOWER CORE FORGING	33,660	69,080	12,738	621,500	0	736,978
MISC INTERNALS	24,480	50,240	9,264	452,000	0	535,984
BIO SHIELD CONCRETE	763,776	307,720	225,810	0	0	1,297,306
REACTOR CAVITY LINER	15,667	6,280	4,632	0	0	26,579
REACTOR COOLANT PUMPS	128,520	75,360	13,896	0	0	217,776
PRESSURIZER	110,160	50,240	9,264	0	0	169,664
R.Hx,EHx,SUMP PUMP,CAVITY PUMP	12,240	6,280	3,474	0	0	21,994
PRESSURIZER RELIEF TANK	36,720	12,560	2,316	0	0	51,596
SAFETY INJECTION ACCUM TANKS	122,400	50,240	9,264	0	0	181,904
STEAM GENERATORS	653,677	200,960	37,056	0	0	891,693
REACTOR COOLANT PIPING	100,980	43,960	8,106	0	0	153,046
REMAINING CONTAM. MATLS	1,609,805	634,280	475,938	0	0	2,720,023
CONTAMINATED MATRL OTHR BLD	14,599,321	4,998,880	4,295,022	0	0	23,893,223
FILTER CARTRIDGES	9,639	37,680	6,948	1,587,600	0	1,641,867
SPENT RESINS	61,200	125,600	23,160	1,130,000	0	1,339,960
COMBUSTIBLE WASTES	309,825	376,800	69,480	0	0	756,105
EVAPORATOR BOTTOMS	287,640	590,320	108,852	1,676,341	0	2,663,153
POST-TMI-2 ADDITIONS	476,228	0	0	0	0	476,228
HEAVY OBJECT CHARGE						121,713
SITE AVAILABILITY CHARGES (3 YRS)						413,442
SUBTOTAL PWR COSTS	19,805,758	8,559,640	5,485,446	11,251,141	0	45,637,140
TAXES & FEES (% OF CHARGES)						1,962,397
TAXES & FEES (\$/UNIT VOL.)						9,223,270
ANNUAL PERMIT FEES (3 YRS)						120,000
TOTAL PWR COSTS						56,942,806

^(a) GTCC Material: Assumes a low density, distributed packaging scheme and final disposal as LLW. High density packaging, ISFSI storage, and geologic repository disposal could reduce disposal costs.

Appendix B

**Table B.4 Burial Costs at the Washington Site
(1998 dollars) (continued)**

REFERENCE BWR COMPONENT	VOLUME CHARGE	SHIPMENT CHARGE	CONTAINER CHARGE	LINER DOSE RATE CHARGE	BENTON COUNTY TAX SURCHARGE	DISPOSAL COST
STEAM SEPARATOR	13,555	39,172	16,660	8,713,600	195,949	8,978,936
FUEL SUPPORT & PIECES	6,797	19,586	8,330	259,000	6,513	300,226
CONTROL RODS/INCORES	20,352	22,384	4,760	2,489,600	56,579	2,593,675
CONTROL RODS GUIDES	5,414	16,788	7,140	222,000	5,573	256,916
JET PUMPS	19,008	55,960	23,800	12,448,000	279,919	12,826,687
TOP FUEL GUIDES	32,563	201,456	42,840	22,406,400	505,874	23,189,133
CORE SUPPORT PLATE	14,938	44,768	18,445	573,500	14,447	666,098
CORE SHROUD ^(a)	63,744	391,720	83,300	43,568,000	983,654	45,090,418
REACTOR VESSEL WALL	10,867	55,960	13,090	407,000	10,753	497,670
SAC SHIELD (NEUTRON ACT. MATL.)	122,035	39,172	8,330	0	3,668	173,205
REACT. WATER REC	119,347	13,990	2,975	0	2,987	139,299
SAC SHIELD (CONTAM. MATL.)	420,403	106,324	22,610	0	11,929	561,266
OTHER PRIMARY CONTAINMENT	4,795,008	2,716,858	577,745	0	173,158	8,262,769
CONTAINM. ATMOSPHERIC	65,088	5,596	1,190	0	1,579	73,453
HIGH PRESSURE CORE SPRAY	23,040	5,596	1,190	0	648	30,474
LOW PRESSURE CORE SPRAY	13,555	2,798	595	0	369	17,317
REACTOR BLDG CLOSED COOLING	43,392	8,394	1,785	0	1,168	54,739
REACTOR CORE ISO COOLING	17,626	2,798	595	0	459	21,478
RESIDUAL HEAT REMOVAL	84,096	13,990	4,165	0	2,230	104,481
POOL LINER & RACKS	516,672	50,364	10,710	0	12,679	590,425
CONTAMINATED CONCRETE	588,557	78,344	16,660	0	14,961	698,521
OTHER REACTOR BUILDING	1,924,224	1,424,182	302,855	0	77,725	3,728,986
TURBINE	1,906,637	162,284	34,510	0	46,207	2,149,638
NUCLEAR STEAM CONDENSATE	492,250	33,576	7,140	0	11,724	544,690
LOW PRESSURE FEEDWATER HEATERS	999,398	117,516	24,990	0	25,021	1,166,925
MAIN STEAM	96,307	8,394	1,785	0	2,339	108,825
MOISTURE SEPARATOR REHEATERS	969,600	72,748	15,470	0	23,257	1,081,075
REACTOR FEEDWATER PUMPS	263,078	27,980	5,950	0	6,514	303,522
HIGH PRESSURE FEEDWATER HEATERS	164,083	22,384	4,760	0	4,184	195,411
OTHER TG BLDG	6,586,368	4,331,304	921,060	0	252,635	12,091,367
RAD WASTE BLDG	3,261,350	201,456	381,990	0	83,944	3,928,740
REACTOR BLDG	411,264	89,536	38,080	0	11,693	550,573
TG BLDG	277,632	58,758	24,990	0	7,845	369,225
RAD WASTE & CONTROL	239,616	53,162	22,610	0	6,841	322,229
CONCENTRATOR BOTTOMS	864,000	629,550	133,875	1,298,083	63,743	2,989,251
OTHER	234,240	170,678	36,295	60,440	10,725	512,378
POST-TMI-2 ADDITIONS	48,845	0	0	0	1,081	49,926
HEAVY OBJECT CHARGE						190,500
SITE AVAILABILITY CHARGES (3.5 YRS)						353,456
SUBTOTAL BWR COSTS	25,734,950	11,295,526	2,823,275	92,445,623	2,920,573	135,763,903
TAXES & FEES (% OF CHARGES)						5,911,528
TAXES & FEES (\$/UNIT VOL.)						8,410,772
ANNUAL PERMIT FEES (3.5 YRS)						131,250
TOTAL BWR COSTS						150,217,453

^(a) GTCC Material: Assumes a low density, distributed packaging scheme and final disposal as LLW. High density packaging, ISFSI storage, and geologic repository disposal could reduce disposal costs.

Table B.5 Burial Costs at the Washington Site
(1997 dollars)

REFERENCE PWR COMPONENT	VOLUME CHARGE	SHIPMENT CHARGE	CONTAINER CHARGE	LINER DOSE RATE CHARGE	BENTON COUNTY TAX SURCHARGE	DISPOSAL COST
VESSEL WALL	145,920	106,324	22,610	703,000	21,585	999,439
VESSEL HEAD & BOTTOM	153,600	111,920	23,800	0	6,161	295,481
UPPER CORE SUPPORT ASSM	15,360	11,192	2,380	48,760	1,720	79,412
UPPER SUPPORT COLUMN	15,360	11,192	2,380	48,760	1,720	79,412
UPPER CORE BARREL	7,680	5,596	1,190	37,000	1,136	52,602
UPPER CORE GRID PLATE	19,200	13,990	2,975	92,500	2,840	131,505
GUIDE TUBES	23,040	16,788	3,570	73,140	2,580	119,118
LOWER CORE BARREL ^(a)	122,880	89,536	19,040	592,000	18,177	841,633
THERMAL SHIELDS ^(a)	23,040	16,788	3,570	111,000	3,408	157,806
CORE SHROUD ^(a)	15,360	11,192	2,380	74,000	2,272	105,204
LOWER GRID PLATE ^(a)	19,200	13,990	2,975	92,500	2,840	131,505
LOWER SUPPORT COLUMN	3,840	2,798	595	18,500	568	26,301
LOWER CORE FORGING	42,240	30,778	6,545	203,500	6,248	289,311
MISC INTERNALS	30,720	22,384	4,760	148,000	4,544	210,408
BIO SHIELD CONCRETE	958,464	545,610	116,025	0	26,335	1,646,434
REACTOR CAVITY LINER	19,661	11,192	2,380	0	540	33,773
REACTOR COOLANT PUMPS	161,280	33,576	7,140	0	4,398	206,394
PRESSURIZER	138,240	22,384	4,760	0	3,612	168,996
R.Hx,EHx,SUMP PUMP,CAVITY PUMP	15,360	8,394	1,785	0	490	26,029
PRESSURIZER RELIEF TANK	46,080	5,596	1,190	0	1,158	54,024
SAFETY INJECTION ACCUM TANKS	153,600	22,384	4,760	0	3,952	184,696
STEAM GENERATORS	820,301	89,536	19,040	0	20,366	949,243
REACTOR COOLANT PIPING	126,720	19,586	4,165	0	3,288	153,759
REMAINING CONTAM. MATLS	2,020,147	1,149,978	244,545	0	55,377	3,470,047
CONTAMINATED MATRL OTHR BLD	18,320,717	10,377,782	2,206,855	0	495,141	31,400,495
FILTER CARTRIDGES	12,096	16,788	3,570	511,980	12,274	556,708
SPENT RESINS	76,800	55,960	11,900	370,000	11,360	526,020
COMBUSTIBLE WASTES	388,800	167,880	35,700	0	12,747	605,127
EVAPORATOR BOTTOMS	360,960	263,012	55,930	547,031	23,586	1,250,519
POST-TMI-2 ADDITIONS	597,619	0	0	0	13,229	610,848
HEAVY OBJECT CHARGE						120,875
SITE AVAILABILITY CHARGES (3 YRS)						265,092
SUBTOTAL PWR COSTS	24,854,285	13,254,126	2,818,515	3,671,671	763,654	45,748,218
TAXES & FEES (% OF CHARGES)						2,001,813
TAXES & FEES (\$/UNIT VOL.)						8,122,950
ANNUAL PERMIT FEES (3 YRS)						112,500
TOTAL PWR COSTS						55,985,481

^(a) GTCC Material: Assumes a low density, distributed packaging scheme and final disposal as LLW. High density packaging, ISFSI storage, and geologic repository disposal could reduce disposal costs.

Appendix B

**Table B.5 Burial Costs at the Washington Site
(1997 dollars) (continued)**

REFERENCE BWR COMPONENT	VOLUME CHARGE	SHIPMENT CHARGE	CONTAINER CHARGE	LINER DOSE RATE CHARGE	BENTON COUNTY TAX SURCHARGE	DISPOSAL COST
STEAM SEPARATOR	13,555	39,172	16,660	8,713,600	195,949	8,978,936
FUEL SUPPORT & PIECES	6,797	19,586	8,330	259,000	6,513	300,226
CONTROL RODS/INCORES	20,352	22,384	4,760	2,489,600	56,579	2,593,675
CONTROL RODS GUIDES	5,414	16,788	7,140	222,000	5,573	256,916
JET PUMPS	19,008	55,960	23,800	12,448,000	279,919	12,826,687
TOP FUEL GUIDES	32,563	201,456	42,840	22,406,400	505,874	23,189,133
CORE SUPPORT PLATE	14,938	44,768	18,445	573,500	14,447	666,098
CORE SHROUD ^(a)	63,744	391,720	83,300	43,568,000	983,654	45,090,418
REACTOR VESSEL WALL	10,867	55,960	13,090	407,000	10,753	497,670
SAC SHIELD (NEUTRON ACT. MATL.)	122,035	39,172	8,330	0	3,668	173,205
REACT. WATER REC	119,347	13,990	2,975	0	2,987	139,299
SAC SHIELD (CONTAM. MATL.)	420,403	106,324	22,610	0	11,929	561,266
OTHER PRIMARY CONTAINMENT	4,795,008	2,716,858	577,745	0	173,158	8,262,769
CONTAINM. ATMOSPHERIC	65,088	5,596	1,190	0	1,579	73,453
HIGH PRESSURE CORE SPRAY	23,040	5,596	1,190	0	648	30,474
LOW PRESSURE CORE SPRAY	13,555	2,798	595	0	369	17,317
REACTOR BLDG CLOSED COOLING	43,392	8,394	1,785	0	1,168	54,739
REACTOR CORE ISO COOLING	17,626	2,798	595	0	459	21,478
RESIDUAL HEAT REMOVAL	84,096	13,990	4,165	0	2,230	104,481
POOL LINER & RACKS	516,672	50,364	10,710	0	12,679	590,425
CONTAMINATED CONCRETE	588,557	78,344	16,660	0	14,961	698,521
OTHER REACTOR BUILDING	1,924,224	1,424,182	302,855	0	77,725	3,728,986
TURBINE	1,906,637	162,284	34,510	0	46,207	2,149,638
NUCLEAR STEAM CONDENSATE	492,250	33,576	7,140	0	11,724	544,690
LOW PRESSURE FEEDWATER HEATERS	999,398	117,516	24,990	0	25,021	1,166,925
MAIN STEAM	96,307	8,394	1,785	0	2,339	108,825
MOISTURE SEPARATOR REHEATERS	969,600	72,748	15,470	0	23,257	1,081,075
REACTOR FEEDWATER PUMPS	263,078	27,980	5,950	0	6,514	303,522
HIGH PRESSURE FEEDWATER HEATERS	164,083	22,384	4,760	0	4,184	195,411
OTHER TG BLDG	6,586,368	4,331,304	921,060	0	252,635	12,091,367
RAD WASTE BLDG	3,261,350	201,456	381,990	0	83,944	3,928,740
REACTOR BLDG	411,264	89,536	38,080	0	11,693	550,573
TG BLDG	277,632	58,758	24,990	0	7,845	369,225
RAD WASTE & CONTROL	239,616	53,162	22,610	0	6,841	322,229
CONCENTRATOR BOTTOMS	864,000	629,550	133,875	1,298,083	63,743	2,989,251
OTHER	234,240	170,678	36,295	60,440	10,725	512,378
POST-TMI-2 ADDITIONS	48,845	0	0	0	1,081	49,926
HEAVY OBJECT CHARGE						190,500
SITE AVAILABILITY CHARGES (3.5 YRS)						353,456
SUBTOTAL BWR COSTS	25,734,950	11,295,526	2,823,275	92,445,623	2,920,573	135,763,903
TAXES & FEES (% OF CHARGES)						5,911,528
TAXES & FEES (\$/UNIT VOL.)						8,410,772
ANNUAL PERMIT FEES (3.5 YRS)						131,250
TOTAL BWR COSTS						150,217,453

^(a) GTCC Material: Assumes a low density, distributed packaging scheme and final disposal as LLW. High density packaging, ISFSI storage, and geologic repository disposal could reduce disposal costs.

Table B.6 Burial Costs at the Washington Site
(1996 dollars)

REFERENCE PWR COMPONENT	VOLUME CHARGE	SHIPMENT CHARGE	CONTAINER CHARGE	LINER DOSE RATE CHARGE	BENTON COUNTY TAX SURCHARGE	DISPOSAL COST
VESSEL WALL	207,860	32,034	5,989	196,270	11,795	453,948
VESSEL HEAD & BOTTOM	218,800	33,720	6,304	0	5,576	264,400
UPPER CORE SUPPORT ASSM	21,880	3,372	630	13,828	1,014	40,724
UPPER SUPPORT COLUMN	21,880	3,372	630	13,828	1,014	40,724
UPPER CORE BARREL	10,940	1,686	315	10,330	621	23,892
UPPER CORE GRID PLATE	27,350	4,215	788	25,825	1,552	59,730
GUIDE TUBES	32,820	5,058	946	20,742	1,520	61,086
LOWER CORE BARREL ^(a)	175,040	26,976	5,043	165,280	9,933	382,272
THERMAL SHIELDS ^(a)	32,820	5,058	946	30,990	1,862	71,676
CORE SHROUD ^(a)	21,880	3,372	630	20,660	1,242	47,784
LOWER GRID PLATE ^(a)	27,350	4,215	788	25,825	1,552	59,730
LOWER SUPPORT COLUMN	5,470	843	158	5,165	310	11,946
LOWER CORE FORGING	60,170	9,273	1,734	56,815	3,414	131,406
MISC INTERNALS	43,760	6,744	1,261	41,320	2,483	95,568
BIO SHIELD CONCRETE	1,365,312	164,385	30,732	0	30,998	1,591,427
REACTOR CAVITY LINER	28,006	3,372	630	0	636	32,645
REACTOR COOLANT PUMPS	229,740	10,116	1,891	0	5,213	246,960
PRESSURIZER	196,920	6,744	1,261	0	4,419	209,344
R.Hx,EHx,SUMP PUMP,CAVITY PUMP	21,880	2,529	473	0	518	25,400
PRESSURIZER RELIEF TANK	65,640	1,686	315	0	1,459	69,100
SAFETY INJECTION ACCUM TANKS	218,800	6,744	1,261	0	4,891	231,696
STEAM GENERATORS	1,168,501	26,976	5,043	0	25,892	1,226,413
REACTOR COOLANT PIPING	180,510	5,901	1,103	0	4,044	191,558
REMAINING CONTAM. MATLS	2,877,658	346,473	64,774	0	65,293	3,354,197
CONTAMINATED MATRL OTHR BLD	26,097,479	3,126,687	584,538	0	589,919	30,398,624
FILTER CARTRIDGES	17,231	5,058	946	145,194	5,288	173,716
SPENT RESINS	109,400	16,860	3,152	103,300	6,208	238,920
COMBUSTIBLE WASTES	553,838	50,580	9,456	0	13,232	627,105
EVAPORATOR BOTTOMS	514,180	79,242	14,814	152,744	16,866	777,846
POST-TMI-2 ADDITIONS	851,296	0	0	0	0	851,296
HEAVY OBJECT CHARGE						120,875
SITE AVAILABILITY CHARGES (3 YRS)						125,214
SUBTOTAL PWR COSTS	35,404,411	3,993,291	746,551	1,028,116	818,763	42,237,221
TAXES & FEES (% OF CHARGES)						1,843,121
TAXES & FEES (\$/UNIT VOL.)						6,990,268
ANNUAL PERMIT FEES (3 YRS)						112,500
TOTAL PWR COSTS						51,183,110

^(a) GTCC Material: Assumes a low density, distributed packaging scheme and final disposal as LLW. High density packaging, ISFSI storage, and geologic repository disposal could reduce disposal costs.

Appendix B

**Table B.6 Burial Costs at the Washington Site
(1996 dollars) (continued)**

REFERENCE BWR COMPONENT	VOLUME CHARGE	SHIPMENT CHARGE	CONTAINER CHARGE	LINER DOSE RATE CHARGE	BENTON COUNTY TAX SURCHARGE	DISPOSAL COST
STEAM SEPARATOR	19,309	11,802	4,413	2,425,752	81,068	2,542,344
FUEL SUPPORT & PIECES	9,682	5,901	2,206	72,310	2,776	92,876
CONTROL RODS/INCORES	28,991	6,744	1,261	693,072	23,741	753,808
CONTROL RODS GUIDES	7,713	5,058	1,891	61,980	2,367	79,009
JET PUMPS	27,077	16,860	6,304	3,465,360	115,800	3,631,401
TOP FUEL GUIDES	48,386	60,696	11,347	6,237,648	209,037	6,565,114
CORE SUPPORT PLATE	21,278	13,488	4,886	160,115	6,153	205,920
CORE SHROUD ^(a)	90,802	118,020	22,064	12,128,760	406,475	12,766,121
REACTOR VESSEL WALL	15,480	16,860	3,467	113,630	4,531	153,968
SAC SHIELD (NEUTRON ACT. MATL.)	173,837	11,802	2,206	0	4,050	191,895
REACT. WATER REC	170,008	4,215	788	0	3,774	178,785
SAC SHIELD (CONTAM. MATL.)	598,856	32,034	5,989	0	13,732	650,610
OTHER PRIMARY CONTAINMENT	6,830,389	818,553	153,030	0	168,126	7,970,098
CONTAINM. ATMOSPHERIC	92,717	1,686	315	0	2,043	96,761
HIGH PRESSURE CORE SPRAY	32,820	1,686	315	0	751	35,572
LOW PRESSURE CORE SPRAY	19,309	843	158	0	438	20,748
REACTOR BLDG CLOSED COOLING	61,811	2,529	473	0	1,398	66,210
REACTOR CORE ISO COOLING	25,107	843	158	0	563	26,671
RESIDUAL HEAT REMOVAL	119,793	4,215	1,103	0	2,698	127,809
POOL LINER & RACKS	735,989	15,174	2,837	0	16,262	770,261
CONTAMINATED CONCRETE	838,387	23,604	4,413	0	18,685	885,089
OTHER REACTOR BUILDING	2,741,017	429,087	80,218	0	70,022	3,320,345
TURBINE	2,715,964	48,894	9,141	0	59,831	2,833,830
NUCLEAR STEAM CONDENSATE	701,199	10,116	1,891	0	15,383	728,590
LOW PRESSURE FEEDWATER HEATERS	1,423,622	35,406	6,619	0	31,609	1,497,257
MAIN STEAM	137,188	2,529	473	0	3,024	143,213
MOISTURE SEPARATOR REHEATERS	1,381,175	21,918	4,098	0	30,351	1,437,542
REACTOR FEEDWATER PUMPS	374,750	8,430	1,576	0	8,298	393,054
HIGH PRESSURE FEEDWATER HEATERS	233,733	6,744	1,261	0	5,213	246,951
OTHER TG BLDG	9,382,144	1,304,964	243,965	0	235,521	11,166,594
RAD WASTE BLDG	4,645,726	60,696	101,179	0	103,697	4,911,298
REACTOR BLDG	585,837	26,976	10,086	0	13,431	636,331
TG BLDG	395,481	17,703	6,619	0	9,052	428,855
RAD WASTE & CONTROL	341,328	16,017	5,989	0	7,834	371,168
CONCENTRATOR BOTTOMS	1,230,750	189,675	35,460	362,456	43,389	1,861,730
OTHER	333,670	51,423	9,614	16,882	9,054	420,643
POST-TMI-2 ADDITIONS	69,578	0	0	0	69,578	69,578
HEAVY OBJECT CHARGE						190,500
SITE AVAILABILITY CHARGES (3.5 YRS)						166,952
SUBTOTAL BWR COSTS	36,658,901	3,403,191	747,812	25,737,965	1,730,180	68,635,500
TAXES & FEES (% OF CHARGES)						2,977,287
TAXES & FEES (\$/UNIT VOL.)						7,237,955
ANNUAL PERMIT FEES (3.5 YRS)						131,250
TOTAL BWR COSTS						78,981,992

^(a) GTCC Material: Assumes a low density, distributed packaging scheme and final disposal as LLW. High density packaging, ISFSI storage, and geologic repository disposal could reduce disposal costs.

**Table B.7 Burial Costs at the Washington Site
(1995 dollars)**

REFERENCE PWR COMPONENT	CRANE SURCHARGE	CASK HANDLING	CURIE SURCHARGE	LINER DOSE RATE CHARGE	BURIAL CHARGE	DISPOSAL COST
VESSEL WALL	0	49,780	108,285	139,570	141,702	439,337
VESSEL HEAD & BOTTOM	0	40,000	0	0	149,160	189,160
UPPER CORE SUPPORT ASSM	0	4,000	0	6,611	14,916	25,527
UPPER SUPPORT COLUMN	0	4,000	0	6,611	14,916	25,527
UPPER CORE BARREL	0	2,620	5,699	8,299	7,458	24,077
UPPER CORE GRID PLATE	0	6,550	19,947	20,749	18,645	65,891
GUIDE TUBES	0	6,000	0	6,224	22,374	34,598
LOWER CORE BARREL ^(a)	0	41,920	344,594	132,790	119,328	638,632
THERMAL SHIELDS ^(a)	0	7,860	73,525	24,898	22,374	128,658
CORE SHROUD ^(a)	0	5,240	1,519,808	16,599	14,916	1,556,562
LOWER GRID PLATE ^(a)	0	6,550	245,312	20,749	18,645	291,256
LOWER SUPPORT COLUMN	0	1,310	5,813	4,150	3,729	15,002
LOWER CORE FORGING	0	14,410	25,076	45,647	41,019	126,151
MISC INTERNALS	0	10,480	18,237	33,198	29,832	91,746
BIO SHIELD CONCRETE	0	0	0	0	930,758	930,758
REACTOR CAVITY LINER	0	0	0	0	19,092	19,092
REACTOR COOLANT PUMPS	0	0	0	0	156,618	156,618
PRESSURIZER	0	0	0	0	134,244	134,244
R.Hx,EHx,SUMP PUMP,CAVITY PUMP	0	0	0	0	14,916	14,916
PRESSURIZER RELIEF TANK	0	0	0	0	44,748	44,748
SAFETY INJECTION ACCUM TANKS	0	0	0	0	149,160	149,160
STEAM GENERATORS	0	0	72,947	0	796,589	869,536
REACTOR COOLANT PIPING	0	0	0	0	123,057	123,057
REMAINING CONTAM. MATLS	0	0	0	0	1,961,752	1,961,752
CONTAMINATED MATRL OTHR BLD	0	0	0	0	17,791,134	17,791,134
FILTER CARTRIDGES	0	6,000	20,517	25,851	11,746	64,114
SPENT RESINS	0	26,200	79,788	63,922	74,580	244,490
COMBUSTIBLE WASTES	0	60,000	0	0	377,561	437,561
EVAPORATOR BOTTOMS	0	94,000	87,767	77,377	350,526	609,670
POST-TMI-2 ADDITIONS	0	0	0	0	580,344	580,344
HEAVY OBJECT CHARGE	102,800	0	0	0	0	102,800
SUBTOTAL PWR COSTS	102,800	386,920	2,627,315	633,244	24,135,841	27,886,119
TAXES & FEES (% OF CHARGES)						1,259,058
TAXES & FEES (\$/UNIT VOL.)						6,990,268
ANNUAL PERMIT FEES (3 YRS)						112,500
TOTAL PWR COSTS						36,247,945

^(a) GTCC Material: Assumes a low density, distributed packaging scheme and final disposal as LLW. High density packaging, ISFSI storage, and geologic repository disposal could reduce disposal costs.

Appendix B

**Table B.7 Burial Costs at the Washington Site
(1995 dollars) (continued)**

REFERENCE BWR COMPONENT	CRANE SURCHARGE	CASK HANDLING	CURIE SURCHARGE	LINER DOSE RATE CHARGE	BURIAL CHARGE	DISPOSAL COST
STEAM SEPARATOR	0	36,680	47,873	356,499	13,163	454,215
FUEL SUPPORT & PIECES	0	18,340	0	51,421	6,600	76,361
CONTROL RODS/INCORES	0	10,480	104,974	967,726	19,764	1,102,944
CONTROL RODS GUIDES	0	12,000	0	25,987	5,258	43,245
JET PUMPS	0	52,400	68,390	871,652	18,459	1,010,901
TOP FUEL GUIDES	0	94,320	205,171	1,568,974	31,622	1,900,087
CORE SUPPORT PLATE	0	31,000	0	67,134	14,506	112,639
CORE SHROUD ^(a)	0	183,400	3,162,726	2,283,134	61,901	5,691,161
REACTOR VESSEL WALL	0	22,000	25,076	47,643	10,553	105,272
SAC SHIELD (NEUTRON ACT. MATL.)	0	0	0	0	118,508	118,508
REACT. WATER REC	0	0	0	0	115,897	115,897
SAC SHIELD (CONTAM. MATL.)	0	0	0	0	408,251	408,251
OTHER PRIMARY CONTAINMENT	0	0	0	0	4,656,402	4,656,402
CONTAINM. ATMOSPHERIC	0	0	0	0	63,207	63,207
HIGH PRESSURE CORE SPRAY	0	0	0	0	22,374	22,374
LOW PRESSURE CORE SPRAY	0	0	0	0	13,163	13,163
REACTOR BLDG CLOSED COOLING	0	0	0	0	42,138	42,138
REACTOR CORE ISO COOLING	0	0	0	0	17,116	17,116
RESIDUAL HEAT REMOVAL	0	0	0	0	81,665	81,665
POOL LINER & RACKS	0	0	0	0	501,737	501,737
CONTAMINATED CONCRETE	0	0	0	0	571,544	571,544
OTHER REACTOR BUILDING	0	0	0	0	1,868,602	1,868,602
TURBINE	0	0	0	0	1,851,523	1,851,523
NUCLEAR STEAM CONDENSATE	0	0	0	0	478,021	478,021
LOW PRESSURE FEEDWATER HEATERS	0	0	0	0	970,510	970,510
MAIN STEAM	0	0	0	0	93,523	93,523
MOISTURE SEPARATOR REHEATERS	0	0	0	0	941,573	941,573
REACTOR FEEDWATER PUMPS	0	0	0	0	255,474	255,474
HIGH PRESSURE FEEDWATER HEATERS	0	0	0	0	159,340	159,340
OTHER TG BLDG	0	0	0	0	6,395,981	6,395,981
RAD WASTE BLDG	0	0	0	0	3,167,077	3,167,077
REACTOR BLDG	0	64,000	0	0	281,593	345,593
TG BLDG	0	42,000	0	0	190,110	232,110
RAD WASTE & CONTROL	0	38,000	0	0	164,094	202,094
CONCENTRATOR BOTTOMS	0	225,000	207,449	183,338	839,025	1,454,812
OTHER	0	61,000	0	5,197	227,469	293,666
POST-TMI-2 ADDITIONS	0	0	0	0	47,433	47,433
HEAVY OBJECT CHARGE	177,200	0	0	0	0	177,200
SUBTOTAL BWR COSTS	177,200	890,620	3,821,659	6,428,704	24,725,174	36,043,357
TAXES & FEES (% OF CHARGES)						1,627,358
TAXES & FEES (\$/UNIT VOL.)						7,237,955
ANNUAL PERMIT FEES (3.5 YRS)						131,250
TOTAL BWR COSTS						45,039,919

^(a) GTCC Material: Assumes a low density, distributed packaging scheme and final disposal as LLW. High density packaging, ISFSI storage, and geologic repository disposal could reduce disposal costs.

**Table B.8 Burial Costs at the South Carolina Site
Atlantic Compact (2004 dollars)**

REFERENCE PWR COMPONENT	BASE DISPOSAL CHARGE	CASK HANDLING	CURIE SURCHARGE	LINER DOSE RATE	DOSE RATE SURCHARGE	DISPOSAL COST
VESSEL WALL	2,838,980	2,061,272	5,441,752	0	1,362,711	11,704,715
VESSEL HEAD & BOTTOM	1,808,550	2,169,760	7,160	0	0	3,985,470
UPPER CORE SUPPORT ASSM	170,740	216,976	3,580	0	54,637	445,932
UPPER SUPPORT COLUMN	157,854	216,976	35,800	0	50,513	461,143
UPPER CORE BARREL	75,177	108,488	286,408	0	36,085	506,158
UPPER CORE GRID PLATE	187,943	271,220	716,020	0	90,212	1,265,395
GUIDE TUBES	278,155	325,464	35,800	0	75,102	714,521
LOWER CORE BARREL ^(a)	1,202,832	1,735,808	4,582,528	0	577,359	8,098,527
THERMAL SHIELDS ^(a)	225,531	325,464	859,224	0	108,255	1,518,474
CORE SHROUD ^(a)	174,605	216,976	8,735,444	0	83,811	9,210,836
LOWER GRID PLATE ^(a)	187,943	271,220	1,432,040	0	90,212	1,981,415
LOWER SUPPORT COLUMN	47,678	54,244	143,204	0	22,886	268,012
LOWER CORE FORGING	518,017	596,684	895,000	0	248,648	2,258,349
MISC INTERNALS	420,000	433,952	716,000	0	201,600	1,771,552
BIO SHIELD CONCRETE	10,237,500	0	429,600	0	0	10,667,100
REACTOR CAVITY LINER	206,176	0	3,580	0	0	209,756
REACTOR COOLANT PUMPS	3,589,296	0	27,802	0	0	3,617,098
PRESSURIZER	1,628,835	0	1,815	0	0	1,630,650
R.Hx,EHx,SUMP PUMP,CAVITY PUMP	150,354	0	4,221	0	0	154,575
PRESSURIZER RELIEF TANK	451,062	0	1,446	0	0	452,508
SAFETY INJECTION ACCUM TANKS	1,606,500	0	29,156	0	0	1,635,656
STEAM GENERATORS	13,135,296	0	1,575,200	0	0	14,710,496
REACTOR COOLANT PIPING	1,430,333	0	106,684	0	0	1,537,017
REMAINING CONTAM. MATLS	25,285,554	0	80,117	0	0	25,365,670
CONTAMINATED MATRL OTHR BLD	194,522,610	0	65,962	0	0	194,588,572
FILTER CARTRIDGES	257,742	325,464	1,790,000	0	30,929	2,404,135
SPENT RESINS	945,000	1,084,880	2,864,080	0	453,600	5,347,560
COMBUSTIBLE WASTES	4,510,620	3,254,640	107,400	0	0	7,872,660
EVAPORATOR BOTTOMS	4,441,500	5,098,936	13,461,176	0	606,690	23,608,302
POST-TMI-2 ADDITIONS	8,913,864	0	0	0	0	8,913,864
SUBTOTAL PWR COSTS	279,606,246	18,768,424	44,438,198	0	4,093,250	346,906,118
ATLANTIC COMPACT SURCHARGE						3,883,482
TOTAL PWR COSTS (INSIDE COMPACT)						350,789,600

^(a) GTCC Material: Assumes a low density, distributed packaging scheme and final disposal as LLW. High density packaging, ISFSI storage, and geologic repository disposal could reduce disposal costs.

Appendix B

**Table B.8 Burial Costs at the South Carolina Site
Atlantic Compact (2004 dollars) (continued)**

REFERENCE BWR COMPONENT	BASE DISPOSAL CHARGE	CASK HANDLING	CURIE SURCHARGE	LINER DOSE RATE	DOSE RATE SURCHARGE	DISPOSAL COST
STEAM SEPARATOR	174,477	1,518,832	2,004,856	0	83,749	3,781,915
FUEL SUPPORT & PIECES	76,852	759,416	250,600	0	36,889	1,123,757
CONTROL RODS/INCORES	228,816	433,952	1,145,632	0	109,832	1,918,232
CONTROL RODS GUIDES	64,318	650,928	35,800	0	23,798	774,844
JET PUMPS	186,063	2,169,760	2,864,080	0	89,310	5,309,213
TOP FUEL GUIDES	318,750	3,905,568	10,310,688	0	153,000	14,688,007
CORE SUPPORT PLATE	213,675	1,681,564	232,700	0	79,060	2,206,999
CORE SHROUD ⁽⁴⁾	623,969	7,594,160	20,048,560	0	299,505	28,566,194
REACTOR VESSEL WALL	135,741	1,193,368	773,280	0	50,224	2,152,614
SAC SHIELD (NEUTRON ACT. MATL.)	2,856,173	0	60,144	0	0	2,916,317
REACT. WATER REC	1,235,742	0	15,733	0	0	1,251,475
SAC SHIELD (CONTAM. MATL.)	7,396,623	0	55,420	0	0	7,452,043
OTHER PRIMARY CONTAINMENT	51,877,142	0	632,107	0	0	52,509,249
CONTAINM. ATMOSPHERIC	637,125	0	8,580	0	0	645,705
HIGH PRESSURE CORE SPRAY	320,250	0	3,037	0	0	323,287
LOW PRESSURE CORE SPRAY	141,746	0	1,787	0	0	143,533
REACTOR BLDG CLOSED COOLING	499,844	0	5,720	0	0	505,564
REACTOR CORE ISO COOLING	172,531	0	2,324	0	0	174,855
RESIDUAL HEAT REMOVAL	966,011	0	11,086	0	0	977,097
POOL LINER & RACKS	6,371,167	0	68,111	0	0	6,439,278
CONTAMINATED CONCRETE	7,026,349	0	77,587	0	0	7,103,936
OTHER REACTOR BUILDING	18,835,597	0	253,663	0	0	19,089,260
TURBINE	23,569,241	0	251,344	0	0	23,820,586
NUCLEAR STEAM CONDENSATE	4,818,470	0	64,891	0	0	4,883,361
LOW PRESSURE FEEDWATER HEATERS	10,460,855	0	131,747	0	0	10,592,602
MAIN STEAM	942,720	0	12,696	0	0	955,415
MOISTURE SEPARATOR REHEATERS	9,491,096	0	127,819	0	0	9,618,915
REACTOR FEEDWATER PUMPS	2,575,188	0	34,681	0	0	2,609,869
HIGH PRESSURE FEEDWATER HEATERS	1,697,388	0	21,630	0	0	1,719,018
OTHER TG BLDG	64,471,795	0	868,255	0	0	65,340,050
RAD WASTE BLDG	31,924,289	0	429,931	0	0	32,354,220
REACTOR BLDG	8,161,158	3,471,616	68,020	0	0	11,700,794
TG BLDG	5,369,183	2,278,248	44,750	0	0	7,692,181
RAD WASTE & CONTROL	4,939,648	2,061,272	41,170	0	0	7,042,090
CONCENTRATOR BOTTOMS	18,254,169	12,204,900	32,220,900	0	2,472,831	65,152,801
OTHER	4,948,908	3,308,884	343,322	0	123,317	8,724,431
POST-TMI-2 ADDITIONS	728,551	0	0	0	0	728,551
SUBTOTAL BWR COSTS	292,711,621	43,232,468	73,522,651	0	3,521,516	412,988,255
ATLANTIC COMPACT SURCHARGE						4,021,086
TOTAL BWR COSTS (INSIDE COMPACT)						417,009,341

⁽⁴⁾ GTCC Material: Assumes a low density, distributed packaging scheme and final disposal as LLW. High density packaging, ISFSI storage, and geologic repository disposal could reduce disposal costs.

**Table B.9 Burial Costs at the South Carolina Site
Non-Atlantic Compact (2004 dollars)**

REFERENCE PWR COMPONENT	BASE DISPOSAL CHARGE	CASK HANDLING	CURIE SURCHARGE	LINER DOSE RATE	DOSE RATE SURCHARGE	DISPOSAL COST
VESSEL WALL	2,841,954	2,380,320	6,064,800	0	1,364,138	12,651,213
VESSEL HEAD & BOTTOM	1,709,463	2,505,600	7,980	0	0	4,223,043
UPPER CORE SUPPORT ASSM	169,733	250,560	3,990	0	54,314	478,597
UPPER SUPPORT COLUMN	167,213	250,560	39,900	0	53,508	511,181
UPPER CORE BARREL	63,000	125,280	319,200	0	30,240	537,720
UPPER CORE GRID PLATE	144,585	313,200	798,000	0	69,401	1,325,186
GUIDE TUBES	255,245	375,840	39,900	0	68,916	739,901
LOWER CORE BARREL ^(a)	1,184,400	2,004,480	5,107,200	0	568,512	8,864,592
THERMAL SHIELDS ^(a)	229,425	375,840	957,600	0	110,124	1,672,989
CORE SHROUD ^(a)	173,576	250,560	9,735,600	0	83,316	10,243,052
LOWER GRID PLATE ^(a)	164,430	313,200	1,596,000	0	78,926	2,152,556
LOWER SUPPORT COLUMN	45,066	62,640	159,600	0	21,632	288,938
LOWER CORE FORGING	489,636	689,040	997,500	0	235,025	2,411,201
MISC INTERNALS	403,200	501,120	798,000	0	193,536	1,895,856
BIO SHIELD CONCRETE	10,647,000	0	478,800	0	0	11,125,800
REACTOR CAVITY LINER	218,400	0	3,990	0	0	222,390
REACTOR COOLANT PUMPS	3,593,056	0	30,986	0	0	3,624,042
PRESSURIZER	1,638,000	0	2,023	0	0	1,640,023
R.Hx,EHx,SUMP PUMP,CAVITY PUMP	148,680	0	4,704	0	0	153,384
PRESSURIZER RELIEF TANK	385,560	0	1,612	0	0	387,172
SAFETY INJECTION ACCUM TANKS	1,670,760	0	32,495	0	0	1,703,255
STEAM GENERATORS	13,438,016	0	1,755,600	0	0	15,193,616
REACTOR COOLANT PIPING	1,421,897	0	118,902	0	0	1,540,799
REMAINING CONTAM. MATLS	23,900,205	0	89,292	0	0	23,989,497
CONTAMINATED MATRL OTHR BLD	206,055,691	0	0	0	0	206,055,691
FILTER CARTRIDGES	258,012	375,840	1,995,000	0	20,641	2,649,493
SPENT RESINS	935,640	1,252,800	3,192,000	0	449,107	5,829,547
COMBUSTIBLE WASTES	4,536,000	3,758,400	119,700	0	0	8,414,100
EVAPORATOR BOTTOMS	4,397,508	5,888,160	15,002,400	0	432,266	25,720,334
POST-TMI-2 ADDITIONS	5,098,439	0	0	0	0	5,098,439
SUBTOTAL PWR COSTS	286,383,788	21,673,440	49,452,774	0	3,833,603	361,343,605
ATLANTIC COMPACT SURCHARGE						3,883,482
TOTAL PWR COSTS (OUTSIDE COMPACT)						365,227,087

^(a) GTCC Material: Assumes a low density, distributed packaging scheme and final disposal as LLW. High density packaging, ISFSI storage, and geologic repository disposal could reduce disposal costs.

Disposal Cost Based on Flat Rate Calculation

Base Cost = (Waste Volume [ft ³]) * \$600/ft ³ = 645,247 * 600 =	387,148,200
Spent Resins = (Resin Volume [ft ³]) * \$1,800/ft ³ = 2000 * 1,800 =	3,600,000
Atlantic Compact Surcharge = Volume [ft ³] * \$6/ft ³ = 647,247 * 6 =	3,883,482
Total	394,631,682

Appendix B

**Table B.9 Burial Costs at the South Carolina Site
Non-Atlantic Compact (2004 dollars) (continued)**

REFERENCE BWR COMPONENT	BASE DISPOSAL CHARGE	CASK HANDLING	CURIE SURCHARGE	LINER DOSE RATE	DOSE RATE SURCHARGE	DISPOSAL COST
STEAM SEPARATOR	160,107	1,753,920	2,234,400	0	76,851	4,225,278
FUEL SUPPORT & PIECES	76,399	876,960	279,300	0	36,671	1,269,330
CONTROL RODS/INCORES	233,392	501,120	1,276,800	0	112,028	2,123,341
CONTROL RODS GUIDES	64,680	751,680	39,900	0	23,932	880,192
JET PUMPS	166,320	2,505,600	3,192,000	0	79,834	5,943,754
TOP FUEL GUIDES	293,832	4,510,080	11,491,200	0	141,039	16,436,151
CORE SUPPORT PLATE	205,128	1,941,840	259,350	0	75,897	2,482,215
CORE SHROUD ^(A)	665,469	8,769,600	22,344,000	0	319,425	32,098,494
REACTOR VESSEL WALL	128,304	1,378,080	861,840	0	47,473	2,415,697
SAC SHIELD (NEUTRON ACT. MATL.)	2,859,165	0	67,032	0	0	2,926,197
REACT. WATER REC	1,309,008	0	17,535	0	0	1,326,543
SAC SHIELD (CONTAM. MATL.)	7,404,371	0	61,767	0	0	7,466,138
OTHER PRIMARY CONTAINMENT	55,429,605	0	704,499	0	0	56,134,104
CONTAINM. ATMOSPHERIC	577,500	0	9,563	0	0	587,063
HIGH PRESSURE CORE SPRAY	307,440	0	3,385	0	0	310,825
LOW PRESSURE CORE SPRAY	150,150	0	1,992	0	0	152,142
REACTOR BLDG CLOSED COOLING	502,656	0	6,375	0	0	509,031
REACTOR CORE ISO COOLING	183,576	0	2,590	0	0	186,165
RESIDUAL HEAT REMOVAL	985,331	0	12,356	0	0	997,686
POOL LINER & RACKS	5,846,402	0	75,911	0	0	5,922,313
CONTAMINATED CONCRETE	6,641,389	0	86,473	0	0	6,727,861
OTHER REACTOR BUILDING	17,125,189	0	282,714	0	0	17,407,903
TURBINE	22,277,926	0	280,130	0	0	22,558,056
NUCLEAR STEAM CONDENSATE	4,822,853	0	72,323	0	0	4,895,176
LOW PRESSURE FEEDWATER HEATERS	11,081,070	0	146,835	0	0	11,227,905
MAIN STEAM	894,613	0	14,150	0	0	908,762
MOISTURE SEPARATOR REHEATERS	9,157,868	0	142,457	0	0	9,300,325
REACTOR FEEDWATER PUMPS	2,408,903	0	38,652	0	0	2,447,555
HIGH PRESSURE FEEDWATER HEATERS	1,765,284	0	24,108	0	0	1,789,391
OTHER TG BLDG	66,314,836	0	967,692	0	0	67,282,528
RAD WASTE BLDG	30,200,940	0	479,169	0	0	30,680,109
REACTOR BLDG	8,169,707	4,008,960	75,810	0	0	12,254,477
TG BLDG	5,374,807	2,630,880	49,875	0	0	8,055,562
RAD WASTE & CONTROL	4,944,823	2,380,320	45,885	0	0	7,371,028
CONCENTRATOR BOTTOMS	18,273,292	14,094,000	35,910,000	0	1,773,728	70,051,019
OTHER	4,954,092	3,821,040	382,641	0	0	9,157,773
POST-TMI-2 ADDITIONS	416,707	0	0	0	0	416,707
SUBTOTAL BWR COSTS	292,373,132	49,924,080	81,940,707	0	2,686,878	426,924,797
ATLANTIC COMPACT SURCHARGE						4,021,086
TOTAL BWR COSTS (OUTSIDE COMPACT)						430,945,883

^(A) GTCC Material: Assumes a low density, distributed packaging scheme and final disposal as LLW. High density packaging, ISFSI storage, and geologic repository disposal could reduce disposal costs.

Disposal Cost Based on Flat Rate Calculation
 Base Cost = (Waste Volume [ft³]) * \$600/ft³ = 670,181 * 600 = 402,108,600
 Spent Resins = (Resin Volume [ft³]) * \$1,800/ft³ = 0 * 1,800 = 0
 Atlantic Compact Surcharge = Volume [ft³] * \$6/ft³ = 670,181 * 6 = 4,021,086
Total 406,129,686

**Table B.10 Burial Costs at the South Carolina Site
Atlantic Compact (2002 dollars)**

REFERENCE PWR COMPONENT	BASE DISPOSAL CHARGE	CASK HANDLING	CURIE SURCHARGE	LINER DOSE RATE	DOSE RATE SURCHARGE	DISPOSAL COST
VESSEL WALL	2,617,120	1,900,304	5,016,760	0	1,256,218	10,790,402
VESSEL HEAD & BOTTOM	1,667,358	2,000,320	6,600	0	0	3,674,278
UPPER CORE SUPPORT ASSM	157,410	200,032	3,300	0	50,371	411,113
UPPER SUPPORT COLUMN	145,530	200,032	33,000	0	46,570	425,132
UPPER CORE BARREL	69,300	100,016	264,040	0	33,264	466,620
UPPER CORE GRID PLATE	173,250	250,040	660,100	0	83,160	1,166,550
GUIDE TUBES	256,410	300,048	33,000	0	69,231	658,689
LOWER CORE BARREL ^(a)	1,108,800	1,600,256	4,224,640	0	532,224	7,465,920
THERMAL SHIELDS ^(a)	207,900	300,048	792,120	0	99,792	1,399,860
CORE SHROUD ^(a)	160,974	200,032	8,053,220	0	77,268	8,491,494
LOWER GRID PLATE ^(a)	173,250	250,040	1,320,200	0	83,160	1,826,650
LOWER SUPPORT COLUMN	43,956	50,008	132,020	0	21,099	247,083
LOWER CORE FORGING	477,576	550,088	825,000	0	229,236	2,081,900
MISC INTERNALS	387,200	400,064	660,000	0	185,856	1,633,120
BIO SHIELD CONCRETE	9,438,000	0	396,000	0	0	9,834,000
REACTOR CAVITY LINER	190,080	0	3,300	0	0	193,380
REACTOR COOLANT PUMPS	3,308,800	0	25,628	0	0	3,334,428
PRESSURIZER	1,501,500	0	1,673	0	0	1,503,173
R.Hx,EHx,SUMP PUMP,CAVITY PUMP	138,600	0	3,891	0	0	142,491
PRESSURIZER RELIEF TANK	415,800	0	1,333	0	0	417,133
SAFETY INJECTION ACCUM TANKS	1,481,040	0	26,875	0	0	1,507,915
STEAM GENERATORS	12,108,800	0	1,452,000	0	0	13,560,800
REACTOR COOLANT PIPING	1,318,668	0	98,340	0	0	1,417,008
REMAINING CONTAM. MATLS	23,311,530	0	73,851	0	0	23,385,381
CONTAMINATED MATRL OTHR BLD	179,336,381	0	60,803	0	0	179,397,184
FILTER CARTRIDGES	237,600	300,048	1,650,000	0	28,512	2,216,160
SPENT RESINS	871,200	1,000,160	2,640,400	0	418,176	4,929,936
COMBUSTIBLE WASTES	4,158,000	3,000,480	99,000	0	0	7,257,480
EVAPORATOR BOTTOMS	4,094,640	4,700,752	12,409,880	0	559,310	21,764,582
POST-TMI-2 ADDITIONS	8,217,949	0	0	0	0	8,217,949
SUBTOTAL PWR COSTS	257,774,622	17,302,768	40,966,973	0	3,773,446	319,817,810
ATLANTIC COMPACT SURCHARGE (INSIDE COMPACT)						2,588,988
TOTAL PWR COSTS (INSIDE COMPACT)						322,406,798

^(a) GTCC Material: Assumes a low density, distributed packaging scheme and final disposal as LLW. High density packaging, ISFSI storage, and geologic repository disposal could reduce disposal costs.

Appendix B

**Table B.10 Burial Costs at the South Carolina Site
Atlantic Compact (2002 dollars) (continued)**

REFERENCE BWR COMPONENT	BASE DISPOSAL CHARGE	CASK HANDLING	CURIE SURCHARGE	LINER DOSE RATE	DOSE RATE SURCHARGE	DISPOSAL COST
STEAM SEPARATOR	160,838	1,400,224	1,848,280	0	77,202	3,486,544
FUEL SUPPORT & PIECES	70,852	700,112	231,000	0	34,009	1,035,973
CONTROL RODS/INCORES	210,947	400,064	1,056,160	0	101,254	1,768,425
CONTROL RODS GUIDES	59,290	600,096	33,000	0	21,937	714,323
JET PUMPS	171,518	2,000,320	2,640,400	0	82,328	4,894,566
TOP FUEL GUIDES	293,832	3,600,576	9,505,440	0	141,039	13,540,887
CORE SUPPORT PLATE	196,988	1,550,248	214,500	0	72,886	2,034,622
CORE SHROUD ^(a)	575,190	7,001,120	18,482,800	0	276,091	26,335,201
REACTOR VESSEL WALL	125,144	1,100,176	712,800	0	46,303	1,984,423
SAC SHIELD (NEUTRON ACT. MATL.)	2,632,969	0	55,440	0	0	2,688,409
REACT. WATER REC	1,139,268	0	14,503	0	0	1,153,771
SAC SHIELD (CONTAM. MATL.)	6,818,592	0	51,086	0	0	6,869,678
OTHER PRIMARY CONTAINMENT	47,821,620	0	582,668	0	0	48,404,288
CONTAINM. ATMOSPHERIC	587,318	0	7,909	0	0	595,227
HIGH PRESSURE CORE SPRAY	295,240	0	2,800	0	0	298,040
LOW PRESSURE CORE SPRAY	130,680	0	1,647	0	0	132,327
REACTOR BLDG CLOSED COOLING	460,768	0	5,273	0	0	466,041
REACTOR CORE ISO COOLING	159,044	0	2,142	0	0	161,185
RESIDUAL HEAT REMOVAL	890,570	0	10,219	0	0	900,789
POOL LINER & RACKS	5,873,098	0	62,784	0	0	5,935,882
CONTAMINATED CONCRETE	6,477,808	0	71,519	0	0	6,549,326
OTHER REACTOR BUILDING	17,363,115	0	233,823	0	0	17,596,938
TURBINE	21,729,209	0	231,686	0	0	21,960,895
NUCLEAR STEAM CONDENSATE	4,441,784	0	59,816	0	0	4,501,600
LOW PRESSURE FEEDWATER HEATERS	9,644,184	0	121,443	0	0	9,765,627
MAIN STEAM	869,022	0	11,703	0	0	880,725
MOISTURE SEPARATOR REHEATERS	8,749,125	0	117,822	0	0	8,866,947
REACTOR FEEDWATER PUMPS	2,373,872	0	31,968	0	0	2,405,840
HIGH PRESSURE FEEDWATER HEATERS	1,564,830	0	19,939	0	0	1,584,769
OTHER TG BLDG	59,431,680	0	800,347	0	0	60,232,027
RAD WASTE BLDG	29,428,592	0	396,305	0	0	29,824,897
REACTOR BLDG	7,523,380	3,200,512	62,700	0	0	10,786,592
TG BLDG	4,949,592	2,100,336	41,250	0	0	7,091,178
RAD WASTE & CONTROL	4,553,625	1,900,304	37,950	0	0	6,491,879
CONCENTRATOR BOTTOMS	16,827,644	11,251,800	29,704,500	0	2,279,585	60,063,529
OTHER	4,562,161	3,050,488	316,470	0	113,680	8,042,799
POST-TMI-2 ADDITIONS	671,672	0	0	0	0	671,672
SUBTOTAL BWR COSTS	269,835,058	39,856,376	67,780,090	0	3,246,316	380,717,839
ATLANTIC COMPACT SURCHARGE (INSIDE COMPACT)						2,680,724
TOTAL BWR COSTS (INSIDE COMPACT)						383,398,563

^(a) GTCC Material: Assumes a low density, distributed packaging scheme and final disposal as LLW. High density packaging, ISFSI storage, and geologic repository disposal could reduce disposal costs.

**Table B.11 Burial Costs at the South Carolina Site
Non-Atlantic Compact (2002 dollars)**

REFERENCE PWR COMPONENT	BASE DISPOSAL CHARGE	CASK HANDLING	CURIE LINER DOSE SURCHARGE	DOSE RATE	DOSE RATE SURCHARGE	DISPOSAL COST
VESSEL WALL	2,730,132	1,983,600	5,236,704	0	1,310,463	11,260,899
VESSEL HEAD & BOTTOM	1,740,340	2,088,000	7,600	0	0	3,835,940
UPPER CORE SUPPORT ASSM	164,300	208,800	3,800	0	52,576	429,476
UPPER SUPPORT COLUMN	151,900	208,800	38,000	0	48,608	447,308
UPPER CORE BARREL	72,360	104,400	275,616	0	34,733	487,109
UPPER CORE GRID PLATE	180,900	261,000	689,040	0	86,832	1,217,772
GUIDE TUBES	267,732	313,200	38,000	0	72,288	691,220
LOWER CORE BARREL ^(a)	1,157,760	1,670,400	4,409,856	0	555,725	7,793,741
THERMAL SHIELDS ^(a)	217,080	313,200	826,848	0	104,198	1,461,326
CORE SHROUD ^(a)	168,020	208,800	8,406,288	0	80,650	8,863,758
LOWER GRID PLATE ^(a)	180,900	261,000	1,378,080	0	86,832	1,906,812
LOWER SUPPORT COLUMN	45,880	52,200	137,808	0	22,022	257,910
LOWER CORE FORGING	498,480	574,200	950,000	0	239,270	2,261,950
MISC INTERNALS	404,000	417,600	760,000	0	193,920	1,775,520
BIO SHIELD CONCRETE	9,847,500	0	456,000	0	0	10,303,500
REACTOR CAVITY LINER	198,400	0	3,800	0	0	202,200
REACTOR COOLANT PUMPS	3,451,680	0	29,511	0	0	3,481,191
PRESSURIZER	1,567,800	0	1,927	0	0	1,569,727
R.Hx,EHx,SUMP PUMP,CAVITY PUMP	144,720	0	4,480	0	0	149,200
PRESSURIZER RELIEF TANK	434,160	0	1,535	0	0	435,695
SAFETY INJECTION ACCUM TANKS	1,545,300	0	30,947	0	0	1,576,247
STEAM GENERATORS	12,631,680	0	1,672,000	0	0	14,303,680
REACTOR COOLANT PIPING	1,376,388	0	113,240	0	0	1,489,628
REMAINING CONTAM. MATLS	24,331,900	0	85,040	0	0	24,416,940
CONTAMINATED MATRL OTHR BLD	187,186,122	0	70,015	0	0	187,256,137
FILTER CARTRIDGES	247,860	313,200	1,900,000	0	29,743	2,490,803
SPENT RESINS	909,000	1,044,000	2,756,160	0	436,320	5,145,480
COMBUSTIBLE WASTES	4,341,600	3,132,000	114,000	0	0	7,587,600
EVAPORATOR BOTTOMS	4,272,300	4,906,800	12,953,952	0	583,578	22,716,630
POST-TMI-2 ADDITIONS	8,572,815	0	0	0	0	8,572,815
SUBTOTAL PWR COSTS	269,039,008	18,061,200	43,350,247	0	3,937,759	334,388,214
ATLANTIC COMPACT SURCHARGE (OUTSIDE COMPACT)						2,588,988
TOTAL PWR COSTS (OUTSIDE COMPACT)						336,977,202

^(a) GTCC Material: Assumes a low density, distributed packaging scheme and final disposal as LLW. High density packaging, ISFSI storage, and geologic repository disposal could reduce disposal costs.

Appendix B

**Table B.11 Burial Costs at the South Carolina Site
Non-Atlantic Compact (2002 dollars) (continued)**

REFERENCE BWR COMPONENT	BASE DISPOSAL CHARGE	CASK HANDLING	CURIE SURCHARGE	LINER DOSE RATE	DOSE RATE SURCHARGE	DISPOSAL COST
STEAM SEPARATOR	167,940	1,461,600	1,929,312	0	80,611	3,639,462
FUEL SUPPORT & PIECES	73,954	730,800	266,000	0	35,498	1,106,251
CONTROL RODS/INCORES	220,099	417,600	1,102,464	0	105,648	1,845,811
CONTROL RODS GUIDES	61,908	626,400	38,000	0	22,906	749,214
JET PUMPS	179,091	2,088,000	2,756,160	0	85,964	5,109,215
TOP FUEL GUIDES	306,806	3,758,400	9,922,176	0	147,267	14,134,649
CORE SUPPORT PLATE	205,535	1,618,200	247,000	0	76,048	2,146,783
CORE SHROUD ^(a)	600,588	7,308,000	19,293,120	0	288,282	27,489,990
REACTOR VESSEL WALL	130,622	1,148,400	820,800	0	48,330	2,148,152
SAC SHIELD (NEUTRON ACT. MATL.)	2,746,665	0	63,840	0	0	2,810,505
REACT. WATER REC	1,189,135	0	16,700	0	0	1,205,835
SAC SHIELD (CONTAM. MATL.)	7,113,031	0	58,826	0	0	7,171,857
OTHER PRIMARY CONTAINMENT	49,933,224	0	670,951	0	0	50,604,175
CONTAINM. ATMOSPHERIC	613,251	0	9,108	0	0	622,359
HIGH PRESSURE CORE SPRAY	308,050	0	3,224	0	0	311,274
LOW PRESSURE CORE SPRAY	136,400	0	1,897	0	0	138,297
REACTOR BLDG CLOSED COOLING	481,114	0	6,072	0	0	487,185
REACTOR CORE ISO COOLING	166,066	0	2,466	0	0	168,532
RESIDUAL HEAT REMOVAL	929,210	0	11,767	0	0	940,977
POOL LINER & RACKS	6,132,430	0	72,296	0	0	6,204,726
CONTAMINATED CONCRETE	6,761,348	0	82,355	0	0	6,843,703
OTHER REACTOR BUILDING	18,129,798	0	269,251	0	0	18,399,049
TURBINE	22,680,319	0	266,790	0	0	22,947,109
NUCLEAR STEAM CONDENSATE	4,637,914	0	68,879	0	0	4,706,793
LOW PRESSURE FEEDWATER HEATERS	10,066,320	0	139,843	0	0	10,206,163
MAIN STEAM	907,394	0	13,476	0	0	920,870
MOISTURE SEPARATOR REHEATERS	9,135,450	0	135,673	0	0	9,271,123
REACTOR FEEDWATER PUMPS	2,478,692	0	36,812	0	0	2,515,504
HIGH PRESSURE FEEDWATER HEATERS	1,632,726	0	22,960	0	0	1,655,685
OTHER TG BLDG	62,055,936	0	921,611	0	0	62,977,547
RAD WASTE BLDG	30,728,036	0	456,351	0	0	31,184,387
REACTOR BLDG	7,848,254	3,340,800	72,200	0	0	11,261,254
TG BLDG	5,163,325	2,192,400	47,500	0	0	7,403,225
RAD WASTE & CONTROL	4,750,259	1,983,600	43,700	0	0	6,777,559
CONCENTRATOR BOTTOMS	17,554,292	11,745,000	31,006,800	0	2,378,021	62,684,114
OTHER	4,759,164	3,184,200	364,420	0	118,589	8,426,373
POST-TMI-2 ADDITIONS	700,676	0	0	0	0	700,676
SUBTOTAL BWR COSTS	281,685,021	41,603,400	71,240,801	0	3,387,164	397,916,385
ATLANTIC COMPACT SURCHARGE (OUTSIDE COMPACT)						2,680,724
TOTAL BWR COSTS (OUTSIDE COMPACT)						400,597,109

^(a) GTCC Material: Assumes a low density, distributed packaging scheme and final disposal as LLW. High density packaging, ISFSI storage, and geologic repository disposal could reduce disposal costs.

**Table B.12 Burial Costs at the South Carolina Site
Atlantic Compact (2000 dollars)**

REFERENCE PWR COMPONENT	BASE DISPOSAL CHARGE	CASK HANDLING	CURIE SURCHARGE	LINER DOSE RATE	DOSE RATE SURCHARGE	DISPOSAL COST
VESSEL WALL	2,617,120	1,900,000	5,016,000	0	1,256,218	10,789,338
VESSEL HEAD & BOTTOM	1,667,358	2,000,000	6,600	0	0	3,673,958
UPPER CORE SUPPORT ASSM	157,410	200,000	3,300	0	50,371	411,081
UPPER SUPPORT COLUMN	145,530	200,000	33,000	0	46,570	425,100
UPPER CORE BARREL	69,300	100,000	264,000	0	33,264	466,564
UPPER CORE GRID PLATE	173,250	250,000	660,000	0	83,160	1,166,410
GUIDE TUBES	256,410	300,000	33,000	0	69,231	658,641
LOWER CORE BARREL ^(a)	1,108,800	1,600,000	4,224,000	0	532,224	7,465,024
THERMAL SHIELDS ^(a)	207,900	300,000	792,000	0	99,792	1,399,692
CORE SHROUD ^(a)	160,974	200,000	8,052,000	0	77,268	8,490,242
LOWER GRID PLATE ^(a)	173,250	250,000	1,320,000	0	83,160	1,826,410
LOWER SUPPORT COLUMN	43,956	50,000	132,000	0	21,099	247,055
LOWER CORE FORGING	477,576	550,000	825,000	0	229,236	2,081,812
MISC INTERNALS	387,200	400,000	660,000	0	185,856	1,633,056
BIO SHIELD CONCRETE	9,438,000	0	396,000	0	0	9,834,000
REACTOR CAVITY LINER	190,080	0	3,300	0	0	193,380
REACTOR COOLANT PUMPS	3,308,800	0	25,628	0	0	3,334,428
PRESSURIZER	1,501,500	0	1,673	0	0	1,503,173
R.Hx,EHx,SUMP PUMP,CAVITY PUMP	138,600	0	3,891	0	0	142,491
PRESSURIZER RELIEF TANK	415,800	0	1,333	0	0	417,133
SAFETY INJECTION ACCUM TANKS	1,481,040	0	26,875	0	0	1,507,915
STEAM GENERATORS	12,108,800	0	1,452,000	0	0	13,560,800
REACTOR COOLANT PIPING	1,318,668	0	98,340	0	0	1,417,008
REMAINING CONTAM. MATLS	23,311,530	0	73,851	0	0	23,385,381
CONTAMINATED MATRL OTHR BLD	179,336,381	0	60,803	0	0	179,397,184
FILTER CARTRIDGES	237,600	300,000	1,650,000	0	28,512	2,216,112
SPENT RESINS	871,200	1,000,000	2,640,000	0	418,176	4,929,376
COMBUSTIBLE WASTES	4,158,000	3,000,000	99,000	0	0	7,257,000
EVAPORATOR BOTTOMS	4,094,640	4,700,000	12,408,000	0	559,310	21,761,950
POST-TMI-2 ADDITIONS	8,217,949	0	0	0	0	8,217,949
SUBTOTAL PWR COSTS	257,774,622	17,300,000	40,961,593	0	3,773,446	319,809,662
ATLANTIC COMPACT SURCHARGE (INSIDE COMPACT)						2,588,988
TOTAL PWR COSTS (INSIDE COMPACT)						322,398,650

^(a) GTCC Material: Assumes a low density, distributed packaging scheme and final disposal as LLW. High density packaging, ISFSI storage, and geologic repository disposal could reduce disposal costs.

Appendix B

**Table B.12 Burial Costs at the South Carolina Site
Atlantic Compact (2000 dollars)**

REFERENCE BWR COMPONENT	BASE DISPOSAL CHARGE	CASK HANDLING	CURIE SURCHARGE	LINER DOSE RATE	DOSE RATE SURCHARGE	DISPOSAL COST
STEAM SEPARATOR	160,838	1,400,000	1,848,000	0	77,202	3,486,040
FUEL SUPPORT & PIECES	70,852	700,000	231,000	0	34,009	1,035,861
CONTROL RODS/INCORES	210,947	400,000	1,056,000	0	101,254	1,768,201
CONTROL RODS GUIDES	59,290	600,000	33,000	0	21,937	714,227
JET PUMPS	171,518	2,000,000	2,640,000	0	82,328	4,893,846
TOP FUEL GUIDES	293,832	3,600,000	9,504,000	0	141,039	13,538,871
CORE SUPPORT PLATE	196,988	1,550,000	214,500	0	72,886	2,034,374
CORE SHROUD	575,190	7,000,000	18,480,000	0	276,091	26,331,281
REACTOR VESSEL WALL	125,144	1,100,000	712,800	0	46,303	1,984,247
SAC SHIELD (NEUTRON ACT. MATL.)	2,632,969	0	55,440	0	0	2,688,409
REACT. WATER REC	1,139,268	0	14,503	0	0	1,153,771
SAC SHIELD (CONTAM. MATL.)	6,818,592	0	51,086	0	0	6,869,678
OTHER PRIMARY CONTAINMENT	47,821,620	0	582,668	0	0	48,404,288
CONTAINM. ATMOSPHERIC	587,318	0	7,909	0	0	595,227
HIGH PRESSURE CORE SPRAY	295,240	0	2,800	0	0	298,040
LOW PRESSURE CORE SPRAY	130,680	0	1,647	0	0	132,327
REACTOR BLDG CLOSED COOLING	460,768	0	5,273	0	0	466,041
REACTOR CORE ISO COOLING	159,044	0	2,142	0	0	161,185
RESIDUAL HEAT REMOVAL	890,570	0	10,219	0	0	900,789
POOL LINER & RACKS	5,873,098	0	62,784	0	0	5,935,882
CONTAMINATED CONCRETE	6,477,808	0	71,519	0	0	6,549,326
OTHER REACTOR BUILDING	17,363,115	0	233,823	0	0	17,596,938
TURBINE	21,729,209	0	231,686	0	0	21,960,895
NUCLEAR STEAM CONDENSATE	4,441,784	0	59,816	0	0	4,501,600
LOW PRESSURE FEEDWATER HEATERS	9,644,184	0	121,443	0	0	9,765,627
MAIN STEAM	869,022	0	11,703	0	0	880,725
MOISTURE SEPARATOR REHEATERS	8,749,125	0	117,822	0	0	8,866,947
REACTOR FEEDWATER PUMPS	2,373,872	0	31,968	0	0	2,405,840
HIGH PRESSURE FEEDWATER HEATERS	1,564,830	0	19,939	0	0	1,584,769
OTHER TG BLDG	59,431,680	0	800,347	0	0	60,232,027
RAD WASTE BLDG	29,428,592	0	396,305	0	0	29,824,897
REACTOR BLDG	7,523,380	3,200,000	62,700	0	0	10,786,080
TG BLDG	4,949,592	2,100,000	41,250	0	0	7,090,842
RAD WASTE & CONTROL	4,553,625	1,900,000	37,950	0	0	6,491,575
CONCENTRATOR BOTTOMS	16,827,644	11,250,000	29,700,000	0	2,279,585	60,057,229
OTHER	4,562,161	3,050,000	316,470	0	113,680	8,042,311
POST-TMI-2 ADDITIONS	671,672	0	0	0	0	671,672
SUBTOTAL BWR COSTS	269,835,058	39,850,000	67,770,510	0	3,246,316	380,701,883
ATLANTIC COMPACT SURCHARGE (INSIDE COMPACT)						2,680,724
TOTAL BWR COSTS (INSIDE COMPACT)						383,382,607

^(a) GTCC Material: Assumes a low density, distributed packaging scheme and final disposal as LLW. High density packaging, ISFSI storage, and geologic repository disposal could reduce disposal costs.

**Table B.13 Burial Costs at the South Carolina Site
Non-Atlantic Compact (2000 dollars)**

REFERENCE PWR COMPONENT	BASE DISPOSAL CHARGE	CASK HANDLING	CURIE SURCHARGE	LINER DOSE RATE	DOSE RATE SURCHARGE	DISPOSAL COST
VESSEL WALL	2,617,120	1,900,000	5,472,000	0	1,256,218	11,245,338
VESSEL HEAD & BOTTOM	1,667,358	2,000,000	7,200	0	0	3,674,558
UPPER CORE SUPPORT ASSM	157,410	200,000	3,600	0	50,371	411,381
UPPER SUPPORT COLUMN	145,530	200,000	36,000	0	46,570	428,100
UPPER CORE BARREL	69,300	100,000	288,000	0	33,264	490,564
UPPER CORE GRID PLATE	173,250	250,000	720,000	0	83,160	1,226,410
GUIDE TUBES	256,410	300,000	36,000	0	69,231	661,641
LOWER CORE BARREL ^(a)	1,108,800	1,600,000	4,608,000	0	532,224	7,849,024
THERMAL SHIELDS ^(a)	207,900	300,000	864,000	0	99,792	1,471,692
CORE SHROUD ^(a)	160,974	200,000	8,784,000	0	77,268	9,222,242
LOWER GRID PLATE ^(a)	173,250	250,000	1,440,000	0	83,160	1,946,410
LOWER SUPPORT COLUMN	43,956	50,000	144,000	0	21,099	259,055
LOWER CORE FORGING	477,576	550,000	900,000	0	229,236	2,156,812
MISC INTERNALS	387,200	400,000	720,000	0	185,856	1,693,056
BIO SHIELD CONCRETE	9,438,000	0	432,000	0	0	9,870,000
REACTOR CAVITY LINER	190,080	0	3,600	0	0	193,680
REACTOR COOLANT PUMPS	3,308,800	0	27,958	0	0	3,336,758
PRESSURIZER	1,501,500	0	1,825	0	0	1,503,325
R.Hx,EHx,SUMP PUMP,CAVITY PUMP	138,600	0	4,244	0	0	142,844
PRESSURIZER RELIEF TANK	415,800	0	1,454	0	0	417,254
SAFETY INJECTION ACCUM TANKS	1,481,040	0	29,318	0	0	1,510,358
STEAM GENERATORS	12,108,800	0	1,584,000	0	0	13,692,800
REACTOR COOLANT PIPING	1,318,668	0	107,280	0	0	1,425,948
REMAINING CONTAM. MATLS	23,311,530	0	80,564	0	0	23,392,094
CONTAMINATED MATRL OTHR BLD	179,336,381	0	66,330	0	0	179,402,711
FILTER CARTRIDGES	237,600	300,000	1,800,000	0	28,512	2,366,112
SPENT RESINS	871,200	1,000,000	2,880,000	0	418,176	5,169,376
COMBUSTIBLE WASTES	4,158,000	3,000,000	108,000	0	0	7,266,000
EVAPORATOR BOTTOMS	4,094,640	4,700,000	13,536,000	0	559,310	22,889,950
POST-TMI-2 ADDITIONS	8,217,949	0	0	0	0	8,217,949
SUBTOTAL PWR COSTS	257,774,622	17,300,000	44,685,374	0	3,773,446	323,533,443
ATLANTIC COMPACT SURCHARGE (OUTSIDE COMPACT)						2,588,988
TOTAL PWR COSTS (OUTSIDE COMPACT)						326,122,431

^(a) GTCC Material: Assumes a low density, distributed packaging scheme and final disposal as LLW. High density packaging, ISFSI storage, and geologic repository disposal could reduce disposal costs.

Appendix B

**Table B.13 Burial Costs at the South Carolina Site
Non-Atlantic Compact (2000 dollars)**

REFERENCE BWR COMPONENT	BASE DISPOSAL CHARGE	CASK HANDLING	CURIE SURCHARGE	LINER DOSE RATE	DOSE RATE SURCHARGE	DISPOSAL COST
STEAM SEPARATOR	160,838	1,400,000	2,016,000	0	77,202	3,654,040
FUEL SUPPORT & PIECES	70,852	700,000	252,000	0	34,009	1,056,861
CONTROL RODS/INCORES	210,947	400,000	1,152,000	0	101,254	1,864,201
CONTROL RODS GUIDES	59,290	600,000	36,000	0	21,937	717,227
JET PUMPS	171,518	2,000,000	2,880,000	0	82,328	5,133,846
TOP FUEL GUIDES	293,832	3,600,000	10,368,000	0	141,039	14,402,871
CORE SUPPORT PLATE	196,988	1,550,000	234,000	0	72,886	2,053,874
CORE SHROUD	575,190	7,000,000	20,160,000	0	276,091	28,011,281
REACTOR VESSEL WALL	125,144	1,100,000	777,600	0	46,303	2,049,047
SAC SHIELD (NEUTRON ACT. MATL.)	2,632,969	0	60,480	0	0	2,693,449
REACT. WATER REC	1,139,268	0	15,821	0	0	1,155,089
SAC SHIELD (CONTAM. MATL.)	6,818,592	0	55,730	0	0	6,874,322
OTHER PRIMARY CONTAINMENT	47,821,620	0	635,638	0	0	48,457,258
CONTAINM. ATMOSPHERIC	587,318	0	8,628	0	0	595,946
HIGH PRESSURE CORE SPRAY	295,240	0	3,054	0	0	298,294
LOW PRESSURE CORE SPRAY	130,680	0	1,797	0	0	132,477
REACTOR BLDG CLOSED COOLING	460,768	0	5,752	0	0	466,520
REACTOR CORE ISO COOLING	159,044	0	2,336	0	0	161,380
RESIDUAL HEAT REMOVAL	890,570	0	11,148	0	0	901,718
POOL LINER & RACKS	5,873,098	0	68,491	0	0	5,941,589
CONTAMINATED CONCRETE	6,477,808	0	78,021	0	0	6,555,828
OTHER REACTOR BUILDING	17,363,115	0	255,080	0	0	17,618,195
TURBINE	21,729,209	0	252,749	0	0	21,981,958
NUCLEAR STEAM CONDENSATE	4,441,784	0	65,254	0	0	4,507,037
LOW PRESSURE FEEDWATER HEATERS	9,644,184	0	132,483	0	0	9,776,667
MAIN STEAM	869,022	0	12,767	0	0	881,789
MOISTURE SEPARATOR REHEATERS	8,749,125	0	128,533	0	0	8,877,658
REACTOR FEEDWATER PUMPS	2,373,872	0	34,874	0	0	2,408,746
HIGH PRESSURE FEEDWATER HEATERS	1,564,830	0	21,751	0	0	1,586,581
OTHER TG BLDG	59,431,680	0	873,105	0	0	60,304,785
RAD WASTE BLDG	29,428,592	0	432,333	0	0	29,860,924
REACTOR BLDG	7,523,380	3,200,000	68,400	0	0	10,791,780
TG BLDG	4,949,592	2,100,000	45,000	0	0	7,094,592
RAD WASTE & CONTROL	4,553,625	1,900,000	41,400	0	0	6,495,025
CONCENTRATOR BOTTOMS	16,827,644	11,250,000	32,400,000	0	2,279,585	62,757,229
OTHER	4,562,161	3,050,000	345,240	0	113,680	8,071,081
POST-TMI-2 ADDITIONS	671,672	0	0	0	0	671,672
SUBTOTAL BWR COSTS	269,835,058	39,850,000	73,931,465	0	3,246,316	386,862,839
ATLANTIC COMPACT SURCHARGE (OUTSIDE COMPACT)						2,680,724
TOTAL BWR COSTS (OUTSIDE COMPACT)						389,543,563

^(a) GTCC Material: Assumes a low density, distributed packaging scheme and final disposal as LLW. High density packaging, ISFSI storage, and geologic repository disposal could reduce disposal costs.

Table B.14 Burial Costs at the South Carolina Site
(1998 dollars)

REFERENCE PWR COMPONENT	BASE DISPOSAL CHARGE	CASK HANDLING	CURIE SURCHARGE	LINER DOSE RATE	DOSE RATE SURCHARGE	DISPOSAL COST
VESSEL WALL	2,379,200	1,140,000	4,560,000	0	1,142,016	9,221,216
VESSEL HEAD & BOTTOM	1,515,780	1,200,000	6,000	0	0	2,721,780
UPPER CORE SUPPORT ASSM	143,100	120,000	3,000	0	45,792	311,892
UPPER SUPPORT COLUMN	132,300	120,000	30,000	0	42,336	324,636
UPPER CORE BARREL	63,000	60,000	240,000	0	30,240	393,240
UPPER CORE GRID PLATE	157,500	150,000	600,000	0	75,600	983,100
GUIDE TUBES	233,100	180,000	30,000	0	62,937	506,037
LOWER CORE BARREL ^(a)	1,008,000	960,000	3,840,000	0	483,840	6,291,840
THERMAL SHIELDS ^(a)	189,000	180,000	720,000	0	90,720	1,179,720
CORE SHROUD ^(a)	108,400	120,000	7,320,000	0	52,032	7,600,432
LOWER GRID PLATE ^(a)	38,280	150,000	1,200,000	0	18,374	1,406,654
LOWER SUPPORT COLUMN	39,960	30,000	120,000	0	19,181	209,141
LOWER CORE FORGING	434,160	330,000	750,000	0	208,397	1,722,557
MISC INTERNALS	352,000	240,000	600,000	0	168,960	1,360,960
BIO SHIELD CONCRETE	8,580,000	0	360,000	0	0	8,940,000
REACTOR CAVITY LINER	172,800	0	3,000	0	0	175,800
REACTOR COOLANT PUMPS	3,008,000	0	23,298	0	0	3,031,298
PRESSURIZER	1,365,000	0	1,521	0	0	1,366,521
R.Hx,EHx,SUMP PUMP,CAVITY PUMP	126,000	0	3,537	0	0	129,537
PRESSURIZER RELIEF TANK	378,000	0	1,212	0	0	379,212
SAFETY INJECTION ACCUM TANKS	1,346,400	0	24,432	0	0	1,370,832
STEAM GENERATORS	11,008,000	0	1,320,000	0	0	12,328,000
REACTOR COOLANT PIPING	1,198,789	0	89,400	0	0	1,288,189
REMAINING CONTAM. MATLS	21,192,300	0	67,137	0	0	21,259,437
CONTAMINATED MATRL OTHR BLD	163,033,074	0	55,275	0	0	163,088,349
FILTER CARTRIDGES	216,000	180,000	1,500,000	0	25,920	1,921,920
SPENT RESINS	792,000	600,000	2,400,000	0	380,160	4,172,160
COMBUSTIBLE WASTES	3,780,000	1,800,000	90,000	0	0	5,670,000
EVAPORATOR BOTTOMS	3,722,400	2,820,000	11,280,000	0	508,464	18,330,864
POST-TMI-2 ADDITIONS	7,470,863	0	0	0	0	7,470,863
SITE ACCESS FEES, (3 YRS)						615,000
SUBTOTAL PWR COSTS	234,183,406	10,380,000	37,237,812	0	3,354,969	285,771,187
TAXES AND SURCHARGES						0
TOTAL PWR COSTS						285,771,187

^(a) GTCC Material: Assumes a low density, distributed packaging scheme and final disposal as LLW. High density packaging, ISFSI storage, and geologic repository disposal could reduce disposal costs.

Appendix B

Table B.14 Burial Costs at the South Carolina Site
(1998 dollars)

REFERENCE BWR COMPONENT	BASE DISPOSAL CHARGE	CASK HANDLING	CURIE SURCHARGE	LINER DOSE RATE	DOSE RATE SURCHARGE	DISPOSAL COST
STEAM SEPARATOR	146,216	840,000	1,680,000	0	70,184	2,736,400
FUEL SUPPORT & PIECES	64,411	420,000	210,000	0	30,917	725,329
CONTROL RODS/INCORES	191,770	240,000	960,000	0	92,049	1,483,819
CONTROL RODS GUIDES	53,900	360,000	30,000	0	19,943	463,843
JET PUMPS	155,925	1,200,000	2,400,000	0	74,844	3,830,769
TOP FUEL GUIDES	267,120	2,160,000	8,640,000	0	128,218	11,195,338
CORE SUPPORT PLATE	179,080	930,000	195,000	0	66,260	1,370,340
CORE SHROUD ^(a)	522,900	4,200,000	16,800,000	0	250,992	21,773,892
REACTOR VESSEL WALL	113,767	660,000	648,000	0	42,094	1,463,861
SAC SHIELD (NEUTRON ACT. MATL.)	2,393,608	0	50,400	0	0	2,444,008
REACT. WATER REC	1,035,698	0	13,184	0	0	1,048,883
SAC SHIELD (CONTAM. MATL.)	6,198,720	0	46,441	0	0	6,245,161
OTHER PRIMARY CONTAINMENT	43,474,200	0	529,699	0	0	44,003,899
CONTAINM. ATMOSPHERIC	533,925	0	7,190	0	0	541,115
HIGH PRESSURE CORE SPRAY	268,400	0	2,545	0	0	270,945
LOW PRESSURE CORE SPRAY	118,800	0	1,497	0	0	120,297
REACTOR BLDG CLOSED COOLING	418,880	0	4,793	0	0	423,673
REACTOR CORE ISO COOLING	144,585	0	1,947	0	0	146,532
RESIDUAL HEAT REMOVAL	809,609	0	9,290	0	0	818,899
POOL LINER & RACKS	5,339,180	0	57,076	0	0	5,396,256
CONTAMINATED CONCRETE	5,888,916	0	65,017	0	0	5,953,933
OTHER REACTOR BUILDING	15,784,650	0	212,567	0	0	15,997,217
TURBINE	19,753,826	0	210,624	0	0	19,964,450
NUCLEAR STEAM CONDENSATE	4,037,985	0	54,378	0	0	4,092,363
LOW PRESSURE FEEDWATER HEATERS	8,767,440	0	110,402	0	0	8,877,842
MAIN STEAM	790,020	0	10,639	0	0	800,659
MOISTURE SEPARATOR REHEATERS	7,953,750	0	107,111	0	0	8,060,860
REACTOR FEEDWATER PUMPS	2,158,065	0	29,062	0	0	2,187,127
HIGH PRESSURE FEEDWATER HEATERS	1,422,573	0	18,126	0	0	1,440,699
OTHER TG BLDG	54,028,800	0	727,588	0	0	54,756,388
RAD WASTE BLDG	26,753,265	0	360,277	0	0	27,113,542
REACTOR BLDG	6,839,437	1,920,000	57,000	0	0	8,816,437
TG BLDG	4,499,629	1,260,000	37,500	0	0	5,797,129
RAD WASTE & CONTROL	4,139,659	1,140,000	34,500	0	0	5,314,159
CONCENTRATOR BOTTOMS	15,297,858	6,750,000	27,000,000	0	2,072,350	51,120,208
OTHER	4,147,419	1,830,000	287,700	0	103,346	6,368,465
POST-TMI-2 ADDITIONS	610,611	0	0	0	0	610,611
SITE ACCESS FEES, (3.5 YRS)						717,500
SUBTOTAL BWR COSTS	245,304,598	23,910,000	61,609,554	0	2,951,196	334,492,848
TAXES AND SURCHARGES						0
TOTAL BWR COSTS						334,492,848

^(a) GTCC Material: Assumes a low density, distributed packaging scheme and final disposal as LLW. High density packaging, ISFSI storage, and geologic repository disposal could reduce disposal costs.

Table B.15 Burial Costs at the South Carolina Site
(1997 dollars)

REFERENCE PWR COMPONENT	BASE DISPOSAL CHARGE	CASK HANDLING	CURIE SURCHARGE	LINER DOSE RATE	DOSE RATE SURCHARGE	DISPOSAL COST
VESSEL WALL	2,379,200	1,140,000	4,560,000	0	1,142,016	9,221,216
VESSEL HEAD & BOTTOM	1,515,780	1,200,000	6,000	0	0	2,721,780
UPPER CORE SUPPORT ASSM	143,100	120,000	3,000	0	45,792	311,892
UPPER SUPPORT COLUMN	132,300	120,000	30,000	0	42,336	324,636
UPPER CORE BARREL	63,000	60,000	240,000	0	30,240	393,240
UPPER CORE GRID PLATE	157,500	150,000	600,000	0	75,600	983,100
GUIDE TUBES	233,100	180,000	30,000	0	62,937	506,037
LOWER CORE BARREL ^(a)	1,008,000	960,000	3,840,000	0	483,840	6,291,840
THERMAL SHIELDS ^(a)	189,000	180,000	720,000	0	90,720	1,179,720
CORE SHROUD ^(a)	108,400	120,000	7,320,000	0	52,032	7,600,432
LOWER GRID PLATE ^(a)	38,280	150,000	1,200,000	0	18,374	1,406,654
LOWER SUPPORT COLUMN	39,960	30,000	120,000	0	19,181	209,141
LOWER CORE FORGING	434,160	330,000	750,000	0	208,397	1,722,557
MISC INTERNALS	352,000	240,000	600,000	0	168,960	1,360,960
BIO SHIELD CONCRETE	8,580,000	0	360,000	0	0	8,940,000
REACTOR CAVITY LINER	172,800	0	3,000	0	0	175,800
REACTOR COOLANT PUMPS	3,008,000	0	23,298	0	0	3,031,298
PRESSURIZER	1,365,000	0	1,521	0	0	1,366,521
R.Hx,EHx,SUMP PUMP,CAVITY PUMP	126,000	0	3,537	0	0	129,537
PRESSURIZER RELIEF TANK	378,000	0	1,212	0	0	379,212
SAFETY INJECTION ACCUM TANKS	1,346,400	0	24,432	0	0	1,370,832
STEAM GENERATORS	11,008,000	0	1,320,000	0	0	12,328,000
REACTOR COOLANT PIPING	1,198,789	0	89,400	0	0	1,288,189
REMAINING CONTAM. MATLS	21,192,300	0	67,137	0	0	21,259,437
CONTAMINATED MATRL OTHR BLD	163,033,074	0	55,275	0	0	163,088,349
FILTER CARTRIDGES	216,000	180,000	1,500,000	0	25,920	1,921,920
SPENT RESINS	792,000	600,000	2,400,000	0	380,160	4,172,160
COMBUSTIBLE WASTES	3,780,000	1,800,000	90,000	0	0	5,670,000
EVAPORATOR BOTTOMS	3,722,400	2,820,000	11,280,000	0	508,464	18,330,864
POST-TMI-2 ADDITIONS	7,470,863	0	0	0	0	7,470,863
SUBTOTAL PWR COSTS	234,183,406	10,380,000	37,237,812	0	3,354,969	285,156,187
TAXES AND SURCHARGES						0
TOTAL PWR COSTS						285,156,187

^(a) GTCC Material: Assumes a low density, distributed packaging scheme and final disposal as LLW. High density packaging, ISFSI storage, and geologic repository disposal could reduce disposal costs.

Appendix B

**Table B.15 Burial Costs at the South Carolina Site
(1997 dollars)**

REFERENCE BWR COMPONENT	BASE DISPOSAL CHARGE	CASK HANDLING	CURIE SURCHARGE	LINER DOSE RATE	DOSE RATE SURCHARGE	DISPOSAL COST
STEAM SEPARATOR	146,216	840,000	1,680,000	0	70,184	2,736,400
FUEL SUPPORT & PIECES	64,411	420,000	210,000	0	30,917	725,329
CONTROL RODS/INCORES	191,770	240,000	960,000	0	92,049	1,483,819
CONTROL RODS GUIDES	53,900	360,000	30,000	0	19,943	463,843
JET PUMPS	155,925	1,200,000	2,400,000	0	74,844	3,830,769
TOP FUEL GUIDES	267,120	2,160,000	8,640,000	0	128,218	11,195,338
CORE SUPPORT PLATE	179,080	930,000	195,000	0	66,260	1,370,340
CORE SHROUD ^(a)	522,900	4,200,000	16,800,000	0	250,992	21,773,892
REACTOR VESSEL WALL	113,767	660,000	648,000	0	42,094	1,463,861
SAC SHIELD (NEUTRON ACT. MATL.)	2,393,608	0	50,400	0	0	2,444,008
REACT. WATER REC	1,035,698	0	3,300	0	0	1,038,998
SAC SHIELD (CONTAM. MATL.)	6,198,720	0	25,080	0	0	6,223,800
OTHER PRIMARY CONTAINMENT	43,474,200	0	112,200	0	0	43,586,400
CONTAINM. ATMOSPHERIC	533,925	0	1,320	0	0	535,245
HIGH PRESSURE CORE SPRAY	268,400	0	1,320	0	0	269,720
LOW PRESSURE CORE SPRAY	118,800	0	660	0	0	119,460
REACTOR BLDG CLOSED COOLING	418,880	0	1,980	0	0	420,860
REACTOR CORE ISO COOLING	144,585	0	660	0	0	145,245
RESIDUAL HEAT REMOVAL	809,609	0	4,620	0	0	814,229
POOL LINER & RACKS	5,339,180	0	9,900	0	0	5,349,080
CONTAMINATED CONCRETE	5,888,916	0	10,560	0	0	5,899,476
OTHER REACTOR BUILDING	15,784,650	0	37,620	0	0	15,822,270
TURBINE	19,753,826	0	38,280	0	0	19,792,106
NUCLEAR STEAM CONDENSATE	4,037,985	0	7,920	0	0	4,045,905
LOW PRESSURE FEEDWATER HEATERS	8,767,440	0	27,720	0	0	8,795,160
MAIN STEAM	790,020	0	1,980	0	0	792,000
MOISTURE SEPARATOR REHEATERS	7,953,750	0	17,160	0	0	7,970,910
REACTOR FEEDWATER PUMPS	2,158,065	0	6,600	0	0	2,164,665
HIGH PRESSURE FEEDWATER HEATERS	1,422,573	0	5,280	0	0	1,427,853
OTHER TG BLDG	54,028,800	0	170,280	0	0	54,199,080
RAD WASTE BLDG	26,753,265	0	47,520	0	0	26,800,785
REACTOR BLDG	6,839,437	1,920,000	96,000	0	0	8,855,437
TG BLDG	4,499,629	1,260,000	63,000	0	0	5,822,629
RAD WASTE & CONTROL	4,139,659	1,140,000	57,000	0	0	5,336,659
CONCENTRATOR BOTTOMS	15,297,858	6,750,000	27,000,000	0	2,072,350	51,120,208
OTHER	4,147,419	1,830,000	287,700	0	103,346	6,368,465
POST-TMI-2 ADDITIONS	610,611	0	0	0	0	610,611
SUBTOTAL BWR COSTS	245,304,598	23,910,000	59,649,060	0	2,951,196	331,814,854
TAXES AND SURCHARGES						0
TOTAL BWR COSTS						331,814,854

^(a) GTCC Material: Assumes a low density, distributed packaging scheme and final disposal as LLW. High density packaging, ISFSI storage, and geologic repository disposal could reduce disposal costs.

Table B.16 Burial Costs at the South Carolina Site
(1996 dollars)

REFERENCE PWR COMPONENT	CRANE SURCHARGE	CASK HANDLING	CURIE SURCHARGE	LINER DOSE RATE	BURIAL CHARGE	DISPOSAL COST
VESSEL WALL	83,220	87,400	1,545,460	0	314,526	2,030,606
VESSEL HEAD & BOTTOM	0	92,000	214,000	0	331,080	637,080
UPPER CORE SUPPORT ASSM	0	9,200	21,400	0	33,108	63,708
UPPER SUPPORT COLUMN	0	9,200	32,400	0	33,108	74,708
UPPER CORE BARREL	0	4,600	81,340	0	16,554	102,494
UPPER CORE GRID PLATE	0	11,500	373,750	0	41,385	426,635
GUIDE TUBES	0	13,800	48,600	0	49,662	112,062
LOWER CORE BARREL ^(a)	0	73,600	3,865,600	0	264,864	4,204,064
THERMAL SHIELDS ^(a)	0	13,800	724,800	0	49,662	788,262
CORE SHROUD ^(a)	0	9,200	7,368,800	0	33,108	7,411,108
LOWER GRID PLATE ^(a)	0	11,500	1,208,000	0	41,385	1,260,885
LOWER SUPPORT COLUMN	0	2,300	93,470	0	8,277	104,047
LOWER CORE FORGING	0	25,300	356,840	0	91,047	473,187
MISC INTERNALS	0	18,400	259,520	0	66,216	344,136
BIO SHIELD CONCRETE	0	0	0	0	2,065,939	2,065,939
REACTOR CAVITY LINER	0	0	0	0	42,378	42,378
REACTOR COOLANT PUMPS	139,200	0	0	0	347,634	486,834
PRESSURIZER	22,560	0	0	0	297,972	320,532
R.Hx,EHx,SUMP PUMP,CAVITY PUMP	0	0	0	0	33,108	33,108
PRESSURIZER RELIEF TANK	4,380	0	0	0	99,324	103,704
SAFETY INJECTION ACCUM TANKS	33,200	0	0	0	331,080	364,280
STEAM GENERATORS	480,000	0	0	0	1,768,133	2,248,133
REACTOR COOLANT PIPING	29,050	0	0	0	273,141	302,191
REMAINING CONTAM. MATLS	0	0	0	0	4,354,364	4,354,364
CONTAMINATED MATRL OTHR BLD	0	0	0	0	39,489,733	39,489,733
FILTER CARTRIDGES	0	13,800	291,600	0	26,073	331,473
SPENT RESINS	0	46,000	1,495,000	0	165,540	1,706,540
COMBUSTIBLE WASTES	0	138,000	321,000	0	838,046	1,297,046
EVAPORATOR BOTTOMS	0	216,200	2,356,940	0	778,038	3,351,178
POST-TMI-2 ADDITIONS	0	0	0	0	1,288,150	1,288,150
SUBTOTAL PWR COSTS	791,610	795,800	20,658,520	0	53,572,634	75,818,564
BARNWELL COUNTY BUSINESS TAX						1,819,646
SOUTH CAROLINA LLRW DISPOSAL TAX (INSIDE SE COMPACT)						152,103,045
SOUTH CAROLINA LLRW DISPOSAL TAX (OUTSIDE SE COMPACT)						152,103,045
TOTAL PWR COSTS (INSIDE SE COMPACT)						229,741,255
TOTAL PWR COSTS (OUTSIDE SE COMPACT)						229,741,255

^(a) GTCC Material: Assumes a low density, distributed packaging scheme and final disposal as LLW. High density packaging, ISFSI storage, and geologic repository disposal could reduce disposal costs.

Appendix B

**Table B.16 Burial Costs at the South Carolina Site
(1996 dollars)**

REFERENCE BWR COMPONENT	CRANE SURCHARGE	CASK HANDLING	CURIE SURCHARGE	LINER DOSE RATE	BURIAL CHARGE	DISPOSAL COST
STEAM SEPARATOR	0	64,400	680,400	0	29,218	774,018
FUEL SUPPORT & PIECES	0	32,200	680,400	0	14,650	727,250
CONTROL RODS/INCORES	12,480	18,400	966,400	0	43,868	1,041,148
CONTROL RODS GUIDES	0	27,600	72,240	0	11,671	111,511
JET PUMPS	0	92,000	972,000	0	40,971	1,104,971
TOP FUEL GUIDES	0	165,600	2,928,240	0	70,189	3,164,029
CORE SUPPORT PLATE	0	71,300	251,100	0	32,198	354,598
CORE SHROUD ⁽⁴⁾	0	322,000	16,912,000	0	137,398	17,371,398
REACTOR VESSEL WALL	48,180	50,600	444,400	0	23,424	566,604
SAC SHIELD (NEUTRON ACT. MATL.)	75,600	0	0	0	263,043	338,643
REACT. WATER REC	58,000	0	0	0	257,249	315,249
SAC SHIELD (CONTAM. MATL.)	205,200	0	0	0	906,166	1,111,366
OTHER PRIMARY CONTAINMENT	0	0	0	0	10,335,490	10,335,490
CONTAINM. ATMOSPHERIC	4,380	0	0	0	140,295	144,675
HIGH PRESSURE CORE SPRAY	8,300	0	0	0	49,662	57,962
LOW PRESSURE CORE SPRAY	2,820	0	0	0	29,218	32,038
REACTOR BLDG CLOSED COOLING	6,570	0	0	0	93,530	100,100
REACTOR CORE ISO COOLING	2,190	0	0	0	37,991	40,181
RESIDUAL HEAT REMOVAL	19,740	0	0	0	181,266	201,006
POOL LINER & RACKS	81,000	0	0	0	1,113,670	1,194,670
CONTAMINATED CONCRETE	35,040	0	0	0	1,268,616	1,303,656
OTHER REACTOR BUILDING	0	0	0	0	4,147,605	4,147,605
TURBINE	163,560	0	0	0	4,109,696	4,273,256
NUCLEAR STEAM CONDENSATE	33,840	0	0	0	1,061,029	1,094,869
LOW PRESSURE FEEDWATER HEATERS	226,800	0	0	0	2,154,172	2,380,972
MAIN STEAM	8,460	0	0	0	207,587	216,047
MOISTURE SEPARATOR REHEATERS	140,400	0	0	0	2,089,943	2,230,343
REACTOR FEEDWATER PUMPS	21,900	0	0	0	567,057	588,957
HIGH PRESSURE FEEDWATER HEATERS	43,200	0	0	0	353,676	396,876
OTHER TG BLDG	0	0	0	0	14,196,710	14,196,710
RAD WASTE BLDG	0	0	0	0	7,029,739	7,029,739
REACTOR BLDG	0	147,200	342,400	0	886,467	1,376,067
TG BLDG	0	96,600	224,700	0	598,427	919,727
RAD WASTE & CONTROL	0	87,400	203,300	0	516,485	807,185
CONCENTRATOR BOTTOMS	0	517,500	5,598,060	0	1,862,325	7,977,885
OTHER	0	140,300	485,020	0	504,897	1,130,217
POST-TMI-2 ADDITIONS	0	0	0	0	105,283	105,283
SUBTOTAL BWR COSTS	1,197,660	1,833,100	30,760,660	0	55,470,881	89,262,301
BARNWELL COUNTY BUSINESS TAX						2,142,295
SOUTH CAROLINA LLRW DISPOSAL TAX (INSIDE SE COMPACT)						157,492,535
SOUTH CAROLINA LLRW DISPOSAL TAX (OUTSIDE SE COMPACT)						157,492,535
TOTAL BWR COSTS (INSIDE SE COMPACT)						248,897,132
TOTAL BWR COSTS (OUTSIDE SE COMPACT)						248,897,132

⁽⁴⁾ GTCC Material: Assumes a low density, distributed packaging scheme and final disposal as LLW. High density packaging, ISFSI storage, and geologic repository disposal could reduce disposal costs.

Table B.17 Burial Costs at the South Carolina Site
(1995 dollars)

REFERENCE PWR COMPONENT	CRANE SURCHARGE	CASK HANDLING	CURIE SURCHARGE	LINER DOSE RATE	BURIAL CHARGE	DISPOSAL COST
VESSEL WALL	83,220	87,400	1,545,460	0	319,960	2,036,040
VESSEL HEAD & BOTTOM	0	92,000	214,000	0	336,800	642,800
UPPER CORE SUPPORT ASSM	0	9,200	21,400	0	33,680	64,280
UPPER SUPPORT COLUMN	0	9,200	32,400	0	33,680	75,280
UPPER CORE BARREL	0	4,600	81,340	0	16,840	102,780
UPPER CORE GRID PLATE	0	11,500	373,750	0	42,100	427,350
GUIDE TUBES	0	13,800	48,600	0	50,520	112,920
LOWER CORE BARREL ^(a)	0	73,600	3,865,600	0	269,440	4,208,640
THERMAL SHIELDS ^(a)	0	13,800	724,800	0	50,520	789,120
CORE SHROUD ^(a)	0	9,200	7,368,800	0	33,680	7,411,680
LOWER GRID PLATE ^(a)	0	11,500	1,208,000	0	42,100	1,261,600
LOWER SUPPORT COLUMN	0	2,300	93,470	0	8,420	104,190
LOWER CORE FORGING	0	25,300	356,840	0	92,620	474,760
MISC INTERNALS	0	18,400	259,520	0	67,360	345,280
BIO SHIELD CONCRETE	0	0	0	0	2,101,632	2,101,632
REACTOR CAVITY LINER	0	0	0	0	43,110	43,110
REACTOR COOLANT PUMPS	139,200	0	0	0	353,640	492,840
PRESSURIZER	22,560	0	0	0	303,120	325,680
R.Hx,EHx,SUMP PUMP,CAVITY PUMP	0	0	0	0	33,680	33,680
PRESSURIZER RELIEF TANK	4,380	0	0	0	101,040	105,420
SAFETY INJECTION ACCUM TANKS	33,200	0	0	0	336,800	370,000
STEAM GENERATORS	480,000	0	0	0	1,798,680	2,278,680
REACTOR COOLANT PIPING	29,050	0	0	0	277,860	306,910
REMAINING CONTAM. MATLS	0	0	0	0	4,429,594	4,429,594
CONTAMINATED MATRL OTHR BLD	0	0	0	0	40,171,988	40,171,988
FILTER CARTRIDGES	0	13,800	291,600	0	26,523	331,923
SPENT RESINS	0	46,000	1,495,000	0	168,400	1,709,400
COMBUSTIBLE WASTES	0	138,000	321,000	0	852,525	1,311,525
EVAPORATOR BOTTOMS	0	216,200	2,356,940	0	791,480	3,364,620
POST-TMI-2 ADDITIONS	0	0	0	0	1,310,405	1,310,405
SUBTOTAL PWR COSTS	791,610	795,800	20,658,520	0	54,498,197	76,744,127
BARNWELL COUNTY BUSINESS TAX						1,841,859
SOUTH CAROLINA LLRW DISPOSAL TAX (INSIDE SE COMPACT)						152,103,045
SOUTH CAROLINA LLRW DISPOSAL TAX (OUTSIDE SE COMPACT)						152,103,045
TOTAL PWR COSTS (INSIDE SE COMPACT)						230,689,031
TOTAL PWR COSTS (OUTSIDE SE COMPACT)						230,689,031

^(a) GTCC Material: Assumes a low density, distributed packaging scheme and final disposal as LLW. High density packaging, ISFSI storage, and geologic repository disposal could reduce disposal costs.

Appendix B

**Table B.17 Burial Costs at the South Carolina Site
(1995 dollars)**

REFERENCE BWR COMPONENT	CRANE SURCHARGE	CASK HANDLING	CURIE SURCHARGE	LINER DOSE RATE	BURIAL CHARGE	DISPOSAL COST
STEAM SEPARATOR	0	64,400	680,400	0	29,723	774,523
FUEL SUPPORT & PIECES	0	32,200	680,400	0	14,903	727,503
CONTROL RODS/INCORES	12,480	18,400	966,400	0	44,626	1,041,906
CONTROL RODS GUIDES	0	27,600	72,240	0	11,872	111,712
JET PUMPS	0	92,000	972,000	0	41,679	1,105,679
TOP FUEL GUIDES	0	165,600	2,928,240	0	71,402	3,165,242
CORE SUPPORT PLATE	0	71,300	251,100	0	32,754	355,154
CORE SHROUD ^(a)	0	322,000	16,912,000	0	139,772	17,373,772
REACTOR VESSEL WALL	48,180	50,600	444,400	0	23,829	567,009
SAC SHIELD (NEUTRON ACT. MATL.)	75,600	0	0	0	267,588	343,188
REACT. WATER REC	58,000	0	0	0	261,694	319,694
SAC SHIELD (CONTAM. MATL.)	205,200	0	0	0	921,822	1,127,022
OTHER PRIMARY CONTAINMENT	0	0	0	0	10,514,054	10,514,054
CONTAINM. ATMOSPHERIC	4,380	0	0	0	142,719	147,099
HIGH PRESSURE CORE SPRAY	8,300	0	0	0	50,520	58,820
LOW PRESSURE CORE SPRAY	2,820	0	0	0	29,723	32,543
REACTOR BLDG CLOSED COOLING	6,570	0	0	0	95,146	101,716
REACTOR CORE ISO COOLING	2,190	0	0	0	38,648	40,838
RESIDUAL HEAT REMOVAL	19,740	0	0	0	184,398	204,138
POOL LINER & RACKS	81,000	0	0	0	1,132,911	1,213,911
CONTAMINATED CONCRETE	35,040	0	0	0	1,290,533	1,325,573
OTHER REACTOR BUILDING	0	0	0	0	4,219,262	4,219,262
TURBINE	163,560	0	0	0	4,180,698	4,344,258
NUCLEAR STEAM CONDENSATE	33,840	0	0	0	1,079,360	1,113,200
LOW PRESSURE FEEDWATER HEATERS	226,800	0	0	0	2,191,389	2,418,189
MAIN STEAM	8,460	0	0	0	211,174	219,634
MOISTURE SEPARATOR REHEATERS	140,400	0	0	0	2,126,050	2,266,450
REACTOR FEEDWATER PUMPS	21,900	0	0	0	576,854	598,754
HIGH PRESSURE FEEDWATER HEATERS	43,200	0	0	0	359,787	402,987
OTHER TG BLDG	0	0	0	0	14,441,984	14,441,984
RAD WASTE BLDG	0	0	0	0	7,151,190	7,151,190
REACTOR BLDG	0	147,200	342,400	0	901,782	1,391,382
TG BLDG	0	96,600	224,700	0	608,766	930,066
RAD WASTE & CONTROL	0	87,400	203,300	0	525,408	816,108
CONCENTRATOR BOTTOMS	0	517,500	5,598,060	0	1,894,500	8,010,060
OTHER	0	140,300	485,020	0	513,620	1,138,940
POST-TMI-2 ADDITIONS	0	0	0	0	107,102	107,102
SUBTOTAL BWR COSTS	1,197,660	1,833,100	30,760,660	0	56,429,240	90,220,660
BARNWELL COUNTY BUSINESS TAX						2,165,296
SOUTH CAROLINA LLRW DISPOSAL TAX (INSIDE SE COMPACT)						157,492,535
SOUTH CAROLINA LLRW DISPOSAL TAX (OUTSIDE SE COMPACT)						157,492,535
TOTAL BWR COSTS (INSIDE SE COMPACT)						249,878,491
TOTAL BWR COSTS (OUTSIDE SE COMPACT)						249,878,491

^(a) GTCC Material: Assumes a low density, distributed packaging scheme and final disposal as LLW. High density packaging, ISFSI storage, and geologic repository disposal could reduce disposal costs.

**Table B.18 Disposition Costs Using Waste Vendors with Burial Costs at the Washington Site
(2004 dollars)**

REFERENCE PWR COMPONENT	VOLUME CHARGE	SHIPMENT CHARGE	CONTAINER CHARGE	LINER DOSE RATE CHARGE	WASTE VENDOR CHARGE	DISPOSAL COST
VESSEL WALL	215,080	373,160	187,340	1,520,000	0	2,295,580
VESSEL HEAD & BOTTOM	226,400	392,800	197,200	3,800	0	820,200
UPPER CORE SUPPORT ASSM	22,640	39,280	19,720	107,200	0	188,840
UPPER SUPPORT COLUMN	22,640	39,280	19,720	107,200	0	188,840
UPPER CORE BARREL	11,320	19,640	9,860	80,000	0	120,820
UPPER CORE GRID PLATE	28,300	49,100	24,650	200,000	0	302,050
GUIDE TUBES	33,960	58,920	29,580	160,800	0	283,260
LOWER CORE BARREL ^(a)	181,120	314,240	157,760	1,280,000	0	1,933,120
THERMAL SHIELDS ^(a)	33,960	58,920	29,580	240,000	0	362,460
CORE SHROUD ^(a)	22,640	39,280	19,720	160,000	0	241,640
LOWER GRID PLATE ^(a)	28,300	49,100	24,650	200,000	0	302,050
LOWER SUPPORT COLUMN	5,660	9,820	4,930	40,000	0	60,410
LOWER CORE FORGING	62,260	108,020	54,230	440,000	0	664,510
MISC INTERNALS	45,280	78,560	39,440	320,000	0	483,280
BIO SHIELD CONCRETE	0	0	0	0	2,571,846	2,571,846
REACTOR CAVITY LINER	28,979	9,820	19,720	0	0	58,519
REACTOR COOLANT PUMPS	0	0	0	0	991,810	991,810
PRESSURIZER	0	0	0	0	257,185	257,185
R.Hx,EHx,SUMP PUMP,CAVITY PUMP	0	0	0	0	15,563	15,563
PRESSURIZER RELIEF TANK	0	0	0	0	35,874	35,874
SAFETY INJECTION ACCUM TANKS	0	0	0	0	403,582	403,582
STEAM GENERATORS	0	0	0	0	3,629,601	3,629,601
REACTOR COOLANT PIPING	0	0	0	0	292,792	292,792
REMAINING CONTAM. MATLS	0	0	0	0	5,176,006	5,176,006
CONTAMINATED MATRL OTHR BLD	0	0	0	0	39,819,187	39,819,187
FILTER CARTRIDGES	0	0	0	0	71,220	71,220
SPENT RESINS	113,200	196,400	98,600	800,000	0	1,208,200
COMBUSTIBLE WASTES	0	0	0	0	712,204	712,204
EVAPORATOR BOTTOMS	532,040	923,080	463,420	1,186,315	0	3,104,855
POST-TMI-2 ADDITIONS	880,866	0	0	0	0	880,866
HEAVY OBJECT SURCHARGE						0
SITE AVAILABILITY CHARGES (3 YRS)						382,821
SUBTOTAL PWR COSTS	2,494,645	2,759,420	1,400,120	6,845,315	53,976,869	67,859,190
TAXES & FEES (% OF CHARGES)						596,940
TAXES & FEES (\$/CU.FT.)						599,569
ANNUAL PERMIT FEES (3 YRS)						127,200
TOTAL PWR COSTS						69,182,899

^(a) GTCC Material: Assumes a low density, distributed packaging scheme and final disposal as LLW. High density packaging, ISFSI storage, and geologic repository disposal could reduce disposal costs.

Appendix B

**Table B.18 Disposition Costs Using Waste Vendors with Burial Costs at the Washington Site
(2004 dollars)**

REFERENCE BWR COMPONENT	VOLUME CHARGE	SHIPMENT CHARGE	CONTAINER CHARGE	LINER DOSE RATE CHARGE	WASTE VENDOR CHARGE	DISPOSAL COST
STEAM SEPARATOR	19,980	137,480	138,040	18,816,000	0	19,111,500
FUEL SUPPORT & PIECES	10,018	68,740	69,020	560,000	0	707,778
CONTROL RODS/INCORES	29,998	78,560	39,440	5,376,000	0	5,523,998
CONTROL RODS GUIDES	7,981	58,920	59,160	480,000	0	606,061
JET PUMPS	28,017	196,400	197,200	26,880,000	0	27,301,617
TOP FUEL GUIDES	47,997	707,040	354,960	48,384,000	0	49,493,997
CORE SUPPORT PLATE	22,017	157,120	152,830	1,240,000	0	1,571,967
CORE SHROUD ⁽⁴⁾	93,956	1,374,800	690,200	94,080,000	0	96,238,956
REACTOR VESSEL WALL	16,018	196,400	108,460	880,000	0	1,200,878
SAC SHIELD (NEUTRON ACT. MATL.)	0	0	0	0	1,115,496	1,115,496
REACT. WATER REC	0	0	0	0	357,532	357,532
SAC SHIELD (CONTAM. MATL.)	0	0	0	0	2,888,796	2,888,796
OTHER PRIMARY CONTAINMENT	0	0	0	0	11,577,329	11,577,329
CONTAINM. ATMOSPHERIC	0	0	0	0	46,603	46,603
HIGH PRESSURE CORE SPRAY	0	0	0	0	113,712	113,712
LOW PRESSURE CORE SPRAY	0	0	0	0	41,011	41,011
REACTOR BLDG CLOSED COOLING	0	0	0	0	111,549	111,549
REACTOR CORE ISO COOLING	0	0	0	0	36,212	36,212
RESIDUAL HEAT REMOVAL	0	0	0	0	343,003	343,003
POOL LINER & RACKS	0	0	0	0	1,421,842	1,421,842
CONTAMINATED CONCRETE	0	0	0	0	2,032,902	2,032,902
OTHER REACTOR BUILDING	0	0	0	0	2,533,609	2,533,609
TURBINE	0	0	0	0	6,819,182	6,819,182
NUCLEAR STEAM CONDENSATE	0	0	0	0	901,293	901,293
LOW PRESSURE FEEDWATER HEATERS	0	0	0	0	3,026,592	3,026,592
MAIN STEAM	0	0	0	0	132,355	132,355
MOISTURE SEPARATOR REHEATERS	0	0	0	0	1,711,419	1,711,419
REACTOR FEEDWATER PUMPS	0	0	0	0	450,175	450,175
HIGH PRESSURE FEEDWATER HEATERS	0	0	0	0	602,694	602,694
OTHER TG BLDG	0	0	0	0	13,081,385	13,081,385
RAD WASTE BLDG	0	0	0	0	4,468,119	4,468,119
REACTOR BLDG	0	0	0	0	3,187,390	3,187,390
TG BLDG	0	0	0	0	2,096,967	2,096,967
RAD WASTE & CONTROL	0	0	0	0	1,929,210	1,929,210
CONCENTRATOR BOTTOMS	1,273,500	2,209,500	1,109,250	2,815,175	0	7,407,425
OTHER	345,260	599,020	300,730	132,240	0	1,377,250
POST-TMI-2 ADDITIONS	71,995	0	0	0	0	71,995
HEAVY OBJECT SURCHARGE						0
SITE AVAILABILITY CHARGES (3.5 YRS)						510,428
SUBTOTAL BWR COSTS	1,966,737	5,783,980	3,219,290	199,643,415	61,026,373	272,150,223
TAXES & FEES (% OF CHARGES)						9,078,326
TAXES & FEES (\$/CU.FT.)						495,159
ANNUAL PERMIT FEES (3.5 YRS)						169,600
TOTAL BWR COSTS						281,893,308

⁽⁴⁾ GTCC Material: Assumes a low density, distributed packaging scheme and final disposal as LLW. High density packaging, ISFSI storage, and geologic repository disposal could reduce disposal costs.

**Table B.19 Disposition Costs Using Waste Vendors with Burial Costs at the South Carolina Site
Atlantic Compact (2004 dollars)**

REFERENCE PWR COMPONENT	BASE DISPOSAL CHARGE	CASK HANDLING	CURIE SURCHARGE	DOSE RATE SURCHARGE	WASTE VENDOR CHARGE	DISPOSAL COST
VESSEL WALL	2,838,980	2,061,272	5,441,752	1,362,711	0	11,704,715
VESSEL HEAD & BOTTOM	1,808,550	2,169,760	7,160	0	0	3,985,470
UPPER CORE SUPPORT ASSM	170,740	216,976	3,580	54,637	0	445,932
UPPER SUPPORT COLUMN	157,854	216,976	35,800	50,513	0	461,143
UPPER CORE BARREL	75,177	108,488	286,408	36,085	0	506,158
UPPER CORE GRID PLATE	187,943	271,220	716,020	90,212	0	1,265,395
GUIDE TUBES	278,155	325,464	35,800	75,102	0	714,521
LOWER CORE BARREL ^(a)	1,202,832	1,735,808	4,582,528	577,359	0	8,098,527
THERMAL SHIELDS ^(a)	225,531	325,464	859,224	108,255	0	1,518,474
CORE SHROUD ^(a)	174,605	216,976	8,735,444	83,811	0	9,210,836
LOWER GRID PLATE ^(a)	187,943	271,220	1,432,040	90,212	0	1,981,415
LOWER SUPPORT COLUMN	47,678	54,244	143,204	22,886	0	268,012
LOWER CORE FORGING	518,017	596,684	895,000	248,648	0	2,258,349
MISC INTERNALS	420,000	433,952	716,000	201,600	0	1,771,552
BIO SHIELD CONCRETE	0	0	0	0	2,571,846	2,571,846
REACTOR CAVITY LINER	206,176	0	3,580	0	0	209,756
REACTOR COOLANT PUMPS	0	0	0	0	991,810	991,810
PRESSURIZER	0	0	0	0	257,185	257,185
R.Hx,EHx,SUMP PUMP,CAVITY PUMP	0	0	0	0	15,563	15,563
PRESSURIZER RELIEF TANK	0	0	0	0	35,874	35,874
SAFETY INJECTION ACCUM TANKS	0	0	0	0	403,582	403,582
STEAM GENERATORS	0	0	0	0	3,629,601	3,629,601
REACTOR COOLANT PIPING	0	0	0	0	292,792	292,792
REMAINING CONTAM. MATLS	0	0	0	0	5,176,006	5,176,006
CONTAMINATED MATRL OTHR BLD	0	0	0	0	39,819,187	39,819,187
FILTER CARTRIDGES	0	0	0	0	71,220	71,220
SPENT RESINS	945,000	1,084,880	2,864,080	453,600	0	5,347,560
COMBUSTIBLE WASTES	0	0	0	0	712,204	712,204
EVAPORATOR BOTTOMS	4,441,500	5,098,936	13,461,176	606,690	0	23,608,302
POST-TMI-2 ADDITIONS	8,913,864	0	0	0	0	8,913,864
SITE ACCESS FEES, (3 YRS)						0
SUBTOTAL PWR COSTS	22,800,544	15,188,320	40,218,796	4,062,321	53,976,869	136,246,850
BARNWELL COUNTY BUSINESS TAX						0
ATLANTIC COMPACT SURCHARGE (INSIDE COMPACT)						3,883,482
TOTAL PWR COSTS (INSIDE COMPACT)						140,130,332

^(a) GTCC Material: Assumes a low density, distributed packaging scheme and final disposal as LLW. High density packaging, ISFSI storage, and geologic repository disposal could reduce disposal costs.

Appendix B

**Table B.19 Disposition Costs Using Waste Vendors with Burial Costs at the South Carolina Site
Atlantic Compact (2004 dollars)**

REFERENCE BWR COMPONENT	BASE DISPOSAL CHARGE	CASK HANDLING	CURIE SURCHARGE	DOSE RATE SURCHARGE	WASTE VENDOR CHARGE	DISPOSAL COST
STEAM SEPARATOR	174,477	1,518,832	2,004,856	83,749	0	3,781,915
FUEL SUPPORT & PIECES	76,852	759,416	250,600	36,889	0	1,123,757
CONTROL RODS/INCORES	228,816	433,952	1,145,632	109,832	0	1,918,232
CONTROL RODS GUIDES	64,318	650,928	35,800	23,798	0	774,844
JET PUMPS	186,063	2,169,760	2,864,080	89,310	0	5,309,213
TOP FUEL GUIDES	318,750	3,905,568	10,310,688	153,000	0	14,688,007
CORE SUPPORT PLATE	213,675	1,681,564	232,700	79,060	0	2,206,999
CORE SHROUD ^(A)	623,969	7,594,160	20,048,560	299,505	0	28,566,194
REACTOR VESSEL WALL	135,741	1,193,368	773,280	50,224	0	2,152,614
SAC SHIELD (NEUTRON ACT. MATL.)	0	0	0	0	1,115,496	1,115,496
REACT. WATER REC	0	0	0	0	357,532	357,532
SAC SHIELD (CONTAM. MATL.)	0	0	0	0	2,888,796	2,888,796
OTHER PRIMARY CONTAINMENT	0	0	0	0	11,577,329	11,577,329
CONTAINM. ATMOSPHERIC	0	0	0	0	46,603	46,603
HIGH PRESSURE CORE SPRAY	0	0	0	0	113,712	113,712
LOW PRESSURE CORE SPRAY	0	0	0	0	41,011	41,011
REACTOR BLDG CLOSED COOLING	0	0	0	0	111,549	111,549
REACTOR CORE ISO COOLING	0	0	0	0	36,212	36,212
RESIDUAL HEAT REMOVAL	0	0	0	0	343,003	343,003
POOL LINER & RACKS	0	0	0	0	1,421,842	1,421,842
CONTAMINATED CONCRETE	0	0	0	0	2,032,902	2,032,902
OTHER REACTOR BUILDING	0	0	0	0	2,533,609	2,533,609
TURBINE	0	0	0	0	6,819,182	6,819,182
NUCLEAR STEAM CONDENSATE	0	0	0	0	901,293	901,293
LOW PRESSURE FEEDWATER HEATERS	0	0	0	0	3,026,592	3,026,592
MAIN STEAM	0	0	0	0	132,355	132,355
MOISTURE SEPARATOR REHEATERS	0	0	0	0	1,711,419	1,711,419
REACTOR FEEDWATER PUMPS	0	0	0	0	450,175	450,175
HIGH PRESSURE FEEDWATER HEATERS	0	0	0	0	602,694	602,694
OTHER TG BLDG	0	0	0	0	13,081,385	13,081,385
RAD WASTE BLDG	0	0	0	0	4,468,119	4,468,119
REACTOR BLDG	0	0	0	0	3,187,390	3,187,390
TG BLDG	0	0	0	0	2,096,967	2,096,967
RAD WASTE & CONTROL	0	0	0	0	1,929,210	1,929,210
CONCENTRATOR BOTTOMS	18,254,169	12,204,900	32,220,900	2,472,831	0	65,152,801
OTHER	4,948,908	3,308,884	343,322	123,317	0	8,724,431
POST-TMI-2 ADDITIONS	728,551	0	0	0	0	728,551
SITE ACCESS FEES, (3.5 YRS)						0
SUBTOTAL BWR COSTS	25,954,291	35,421,332	70,230,418	3,521,516	61,026,373	196,153,930
BARNWELL COUNTY BUSINESS TAX						0
ATLANTIC COMPACT SURCHARGE (INSIDE COMPACT)						4,021,086
TOTAL BWR COSTS (INSIDE COMPACT)						200,175,016

^(A) GTCC Material: Assumes a low density, distributed packaging scheme and final disposal as LLW. High density packaging, ISFSI storage, and geologic repository disposal could reduce disposal costs.

**Table B.20 Disposition Costs Using Waste Vendors with Burial Costs at the South Carolina Site
Non-Atlantic Compact (2004 dollars)**

REFERENCE PWR COMPONENT	BASE DISPOSAL CHARGE	CASK HANDLING	CURIE SURCHARGE	DOSE RATE SURCHARGE	WASTE VENDOR CHARGE	DISPOSAL COST
VESSEL WALL	2,841,954	2,380,320	6,064,800	1,364,138	0	12,651,213
VESSEL HEAD & BOTTOM	1,709,463	2,505,600	7,980	0	0	4,223,043
UPPER CORE SUPPORT ASSM	169,733	250,560	3,990	54,314	0	478,597
UPPER SUPPORT COLUMN	167,213	250,560	39,900	53,508	0	511,181
UPPER CORE BARREL	63,000	125,280	319,200	30,240	0	537,720
UPPER CORE GRID PLATE	144,585	313,200	798,000	69,401	0	1,325,186
GUIDE TUBES	255,245	375,840	39,900	68,916	0	739,901
LOWER CORE BARREL ^(a)	1,184,400	2,004,480	5,107,200	568,512	0	8,864,592
THERMAL SHIELDS ^(a)	229,425	375,840	957,600	110,124	0	1,672,989
CORE SHROUD ^(a)	173,576	250,560	9,735,600	83,316	0	10,243,052
LOWER GRID PLATE ^(a)	164,430	313,200	1,596,000	78,926	0	2,152,556
LOWER SUPPORT COLUMN	45,066	62,640	159,600	21,632	0	288,938
LOWER CORE FORGING	489,636	689,040	997,500	235,025	0	2,411,201
MISC INTERNALS	403,200	501,120	798,000	193,536	0	1,895,856
BIO SHIELD CONCRETE	0	0	0	0	2,571,846	2,571,846
REACTOR CAVITY LINER	218,400	0	3,990	0	0	222,390
REACTOR COOLANT PUMPS	0	0	0	0	991,810	991,810
PRESSURIZER	0	0	0	0	257,185	257,185
R.Hx,EHx,SUMP PUMP,CAVITY PUMP	0	0	0	0	15,563	15,563
PRESSURIZER RELIEF TANK	0	0	0	0	35,874	35,874
SAFETY INJECTION ACCUM TANKS	0	0	0	0	403,582	403,582
STEAM GENERATORS	0	0	0	0	3,629,601	3,629,601
REACTOR COOLANT PIPING	0	0	0	0	292,792	292,792
REMAINING CONTAM. MATLS	0	0	0	0	5,176,006	5,176,006
CONTAMINATED MATRL OTHR BLD	0	0	0	0	39,819,187	39,819,187
FILTER CARTRIDGES	0	0	0	0	71,220	71,220
SPENT RESINS	935,640	1,252,800	3,192,000	449,107	0	5,829,547
COMBUSTIBLE WASTES	0	0	0	0	712,204	712,204
EVAPORATOR BOTTOMS	4,397,508	5,888,160	15,002,400	432,266	0	25,720,334
POST-TMI-2 ADDITIONS	5,098,439	0	0	0	0	5,098,439
SITE ACCESS FEES, (3 YRS)						0
SUBTOTAL PWR COSTS	18,690,911	17,539,200	44,823,660	3,812,962	53,976,869	138,843,602
BARNWELL COUNTY BUSINESS TAX						0
ATLANTIC COMPACT SURCHARGE (OUTSIDE COMPACT)						3,883,482
TOTAL PWR COSTS (OUTSIDE COMPACT)						142,727,084

^(a) GTCC Material: Assumes a low density, distributed packaging scheme and final disposal as LLW. High density packaging, ISFSI storage, and geologic repository disposal could reduce disposal costs.

Disposal Cost Based on Flat Rate Calculation

Base Cost = (Waste Volume [ft ³]) * \$600/ft ³ = 42,075 * 600 =	25,245,000
Spent Resins = (Resin Volume [ft ³]) * \$1,800/ft ³ = 2000 * 1,800 =	3,600,000
Atlantic Compact Surcharge = Volume [ft ³] * \$6/ft ³ = 44,075 * 6 =	264,450
Vendor Costs	<u>53,976,869</u>
Total	83,086,319

Appendix B

**Table B.20 Disposition Costs Using Waste Vendors with Burial Costs at the South Carolina Site
Non-Atlantic Compact (2004 dollars)**

REFERENCE BWR COMPONENT	BASE DISPOSAL CHARGE	CASK HANDLING	CURIE SURCHARGE	DOSE RATE SURCHARGE	WASTE VENDOR CHARGE	DISPOSAL COST
STEAM SEPARATOR	160,107	1,753,920	2,234,400	76,851	0	4,225,278
FUEL SUPPORT & PIECES	76,399	876,960	279,300	36,671	0	1,269,330
CONTROL RODS/INCORES	233,392	501,120	1,276,800	112,028	0	2,123,341
CONTROL RODS GUIDES	64,680	751,680	39,900	23,932	0	880,192
JET PUMPS	166,320	2,505,600	3,192,000	79,834	0	5,943,754
TOP FUEL GUIDES	293,832	4,510,080	11,491,200	141,039	0	16,436,151
CORE SUPPORT PLATE	205,128	1,941,840	259,350	75,897	0	2,482,215
CORE SHROUD ^(*)	665,469	8,769,600	22,344,000	319,425	0	32,098,494
REACTOR VESSEL WALL	128,304	1,378,080	861,840	47,473	0	2,415,697
SAC SHIELD (NEUTRON ACT. MATL.)	0	0	0	0	1,115,496	1,115,496
REACT. WATER REC	0	0	0	0	357,532	357,532
SAC SHIELD (CONTAM. MATL.)	0	0	0	0	2,888,796	2,888,796
OTHER PRIMARY CONTAINMENT	0	0	0	0	11,577,329	11,577,329
CONTAINM. ATMOSPHERIC	0	0	0	0	46,603	46,603
HIGH PRESSURE CORE SPRAY	0	0	0	0	113,712	113,712
LOW PRESSURE CORE SPRAY	0	0	0	0	41,011	41,011
REACTOR BLDG CLOSED COOLING	0	0	0	0	111,549	111,549
REACTOR CORE ISO COOLING	0	0	0	0	36,212	36,212
RESIDUAL HEAT REMOVAL	0	0	0	0	343,003	343,003
POOL LINER & RACKS	0	0	0	0	1,421,842	1,421,842
CONTAMINATED CONCRETE	0	0	0	0	2,032,902	2,032,902
OTHER REACTOR BUILDING	0	0	0	0	2,533,609	2,533,609
TURBINE	0	0	0	0	6,819,182	6,819,182
NUCLEAR STEAM CONDENSATE	0	0	0	0	901,293	901,293
LOW PRESSURE FEEDWATER HEATERS	0	0	0	0	3,026,592	3,026,592
MAIN STEAM	0	0	0	0	132,355	132,355
MOISTURE SEPARATOR REHEATERS	0	0	0	0	1,711,419	1,711,419
REACTOR FEEDWATER PUMPS	0	0	0	0	450,175	450,175
HIGH PRESSURE FEEDWATER HEATERS	0	0	0	0	602,694	602,694
OTHER TG BLDG	0	0	0	0	13,081,385	13,081,385
RAD WASTE BLDG	0	0	0	0	4,468,119	4,468,119
REACTOR BLDG	0	0	0	0	3,187,390	3,187,390
TG BLDG	0	0	0	0	2,096,967	2,096,967
RAD WASTE & CONTROL	0	0	0	0	1,929,210	1,929,210
CONCENTRATOR BOTTOMS	18,273,292	14,094,000	35,910,000	1,773,728	0	70,051,019
OTHER	4,954,092	3,821,040	382,641	0	0	9,157,773
POST-TMI-2 ADDITIONS	416,707	0	0	0	0	416,707
SITE ACCESS FEES, (3.5 YRS)						0
SUBTOTAL BWR COSTS	25,637,722	40,903,920	78,271,431	2,686,878	61,026,373	208,526,325
BARNWELL COUNTY BUSINESS TAX						0
ATLANTIC COMPACT SURCHARGE (OUTSIDE COMPACT)						4,021,086
TOTAL BWR COSTS (OUTSIDE COMPACT)						212,547,411

^(*) GTCC Material: Assumes a low density, distributed packaging scheme and final disposal as LLW. High density packaging, ISFSI storage, and geologic repository disposal could reduce disposal costs.

Disposal Cost Based on Flat Rate Calculation

Base Cost = (Waste Volume [ft ³]) * \$600/ft ³ = 34,748 * 600 =	20,848,800
Spent Resins = (Resin Volume [ft ³]) * \$1,800/ft ³ = 0 * 1,800 =	0
Atlantic Compact Surcharge = Volume [ft ³] * \$6ft ³ = 34,748 * 6 =	208,488
Vendor Costs	<u>61,026,373</u>
Total	82,083,661

**Table B.21 Disposition Costs Using Waste Vendors with Burial Costs at the Washington Site
(2002 dollars)**

REFERENCE PWR COMPONENT	VOLUME CHARGE	SHIPMENT CHARGE	CONTAINER CHARGE	LINER DOSE RATE CHARGE	WASTE VENDOR CHARGE	DISPOSAL COST
VESSEL WALL	144,020	228,342	78,280	2,101,400	0	2,552,042
VESSEL HEAD & BOTTOM	151,600	240,360	82,400	5,200	0	479,560
UPPER CORE SUPPORT ASSM	15,160	24,036	8,240	147,200	0	194,636
UPPER SUPPORT COLUMN	15,160	24,036	8,240	147,200	0	194,636
UPPER CORE BARREL	7,580	12,018	4,120	110,600	0	134,318
UPPER CORE GRID PLATE	18,950	30,045	10,300	276,500	0	335,795
GUIDE TUBES	22,740	36,054	12,360	220,800	0	291,954
LOWER CORE BARREL ^(a)	121,280	192,288	65,920	1,769,600	0	2,149,088
THERMAL SHIELDS ^(a)	22,740	36,054	12,360	331,800	0	402,954
CORE SHROUD ^(a)	15,160	24,036	8,240	221,200	0	268,636
LOWER GRID PLATE ^(a)	18,950	30,045	10,300	276,500	0	335,795
LOWER SUPPORT COLUMN	3,790	6,009	2,060	55,300	0	67,159
LOWER CORE FORGING	41,690	66,099	22,660	608,300	0	738,749
MISC INTERNALS	30,320	48,072	16,480	442,400	0	537,272
BIO SHIELD CONCRETE	0	0	0	0	4,210,923	4,210,923
REACTOR CAVITY LINER	19,405	6,009	8,240	0	0	33,654
REACTOR COOLANT PUMPS	0	0	0	0	1,623,905	1,623,905
PRESSURIZER	0	0	0	0	421,092	421,092
R.Hx,EHx,SUMP PUMP,CAVITY PUMP	0	0	0	0	25,481	25,481
PRESSURIZER RELIEF TANK	0	0	0	0	58,737	58,737
SAFETY INJECTION ACCUM TANKS	0	0	0	0	660,791	660,791
STEAM GENERATORS	0	0	0	0	5,942,800	5,942,800
REACTOR COOLANT PIPING	0	0	0	0	479,393	479,393
REMAINING CONTAM. MATLS	0	0	0	0	8,474,753	8,474,753
CONTAMINATED MATRL OTHR BLD	0	0	0	0	65,196,558	65,196,558
FILTER CARTRIDGES	0	0	0	0	116,610	116,610
SPENT RESINS	75,800	120,180	41,200	1,106,000	0	1,343,180
COMBUSTIBLE WASTES	0	0	0	0	1,166,102	1,166,102
EVAPORATOR BOTTOMS	356,260	564,846	193,640	1,635,910	0	2,750,656
POST-TMI-2 ADDITIONS	589,838	0	0	0	0	589,838
HEAVY OBJECT SURCHARGE						0
SITE AVAILABILITY CHARGES (3 YRS)						372,474
SUBTOTAL PWR COSTS	1,670,443	1,688,529	585,040	9,455,910	88,377,147	102,149,542
TAXES & FEES (% OF CHARGES)						523,351
TAXES & FEES (\$/UNIT VOL.)						599,569
ANNUAL PERMIT FEES (3 YRS)						123,300
TOTAL PWR COSTS						103,395,762

^(a) GTCC Material: Assumes a low density, distributed packaging scheme and final disposal as LLW. High density packaging, ISFSI storage, and geologic repository disposal could reduce disposal costs.

Appendix B

**Table B.21 Disposition Costs Using Waste Vendors with Burial Costs at the Washington Site
(2002 dollars)**

REFERENCE BWR COMPONENT	VOLUME CHARGE	SHIPMENT CHARGE	CONTAINER CHARGE	LINER DOSE RATE CHARGE	WASTE VENDOR CHARGE	DISPOSAL COST
STEAM SEPARATOR	13,379	84,126	57,680	25,984,000	0	26,139,185
FUEL SUPPORT & PIECES	6,708	42,063	28,840	774,200	0	851,811
CONTROL RODS/INCORES	20,087	48,072	16,480	7,424,000	0	7,508,639
CONTROL RODS GUIDES	5,344	36,054	24,720	663,600	0	729,718
JET PUMPS	18,761	120,180	82,400	37,120,000	0	37,341,341
TOP FUEL GUIDES	32,139	432,648	148,320	66,816,000	0	67,429,107
CORE SUPPORT PLATE	14,743	96,144	63,860	1,714,300	0	1,889,047
CORE SHROUD ^(a)	62,914	841,260	288,400	129,920,000	0	131,112,574
REACTOR VESSEL WALL	10,726	120,180	45,320	1,216,600	0	1,392,826
SAC SHIELD (NEUTRON ACT. MATL.)	0	0	0	0	1,455,351	1,455,351
REACT. WATER REC	0	0	0	0	466,460	466,460
SAC SHIELD (CONTAM. MATL.)	0	0	0	0	3,768,918	3,768,918
OTHER PRIMARY CONTAINMENT	0	0	0	0	15,104,565	15,104,565
CONTAINM. ATMOSPHERIC	0	0	0	0	60,802	60,802
HIGH PRESSURE CORE SPRAY	0	0	0	0	148,356	148,356
LOW PRESSURE CORE SPRAY	0	0	0	0	53,505	53,505
REACTOR BLDG CLOSED COOLING	0	0	0	0	145,535	145,535
REACTOR CORE ISO COOLING	0	0	0	0	47,245	47,245
RESIDUAL HEAT REMOVAL	0	0	0	0	447,504	447,504
POOL LINER & RACKS	0	0	0	0	1,855,031	1,855,031
CONTAMINATED CONCRETE	0	0	0	0	2,652,261	2,652,261
OTHER REACTOR BUILDING	0	0	0	0	3,305,518	3,305,518
TURBINE	0	0	0	0	8,896,765	8,896,765
NUCLEAR STEAM CONDENSATE	0	0	0	0	1,175,887	1,175,887
LOW PRESSURE FEEDWATER HEATERS	0	0	0	0	3,948,696	3,948,696
MAIN STEAM	0	0	0	0	172,679	172,679
MOISTURE SEPARATOR REHEATERS	0	0	0	0	2,232,832	2,232,832
REACTOR FEEDWATER PUMPS	0	0	0	0	587,328	587,328
HIGH PRESSURE FEEDWATER HEATERS	0	0	0	0	786,315	786,315
OTHER TG BLDG	0	0	0	0	17,066,857	17,066,857
RAD WASTE BLDG	0	0	0	0	5,829,410	5,829,410
REACTOR BLDG	0	0	0	0	4,158,484	4,158,484
TG BLDG	0	0	0	0	2,735,844	2,735,844
RAD WASTE & CONTROL	0	0	0	0	2,516,977	2,516,977
CONCENTRATOR BOTTOMS	852,750	1,352,025	463,500	3,881,970	0	6,550,245
OTHER	231,190	366,549	125,660	181,020	0	904,419
POST-TMI-2 ADDITIONS	48,209	0	0	0	0	48,209
HEAVY OBJECT SURCHARGE						0
SITE AVAILABILITY CHARGES (3.5 YRS)						496,632
SUBTOTAL BWR COSTS	1,316,949	3,539,301	1,345,180	275,695,690	79,619,124	362,012,876
TAXES & FEES (% OF CHARGES)						10,730,963
TAXES & FEES (\$/UNIT VOL.)						495,159
ANNUAL PERMIT FEES (3.5 YRS)						164,400
TOTAL BWR COSTS						373,403,397

^(a) GTCC Material: Assumes a low density, distributed packaging scheme and final disposal as LLW. High density packaging, ISFSI storage, and geologic repository disposal could reduce disposal costs.

**Table B.22 Disposition Costs Using Waste Vendors with Burial Costs at the South Carolina Site
Atlantic Compact (2002 dollars)**

REFERENCE PWR COMPONENT	BASE DISPOSAL CHARGE	CASK HANDLING	CURIE SURCHARGE	DOSE RATE SURCHARGE	WASTE VENDOR CHARGE	DISPOSAL COST
VESSEL WALL	2,617,120	1,900,304	5,016,760	1,256,218	0	10,790,402
VESSEL HEAD & BOTTOM	1,667,358	2,000,320	6,600	0	0	3,674,278
UPPER CORE SUPPORT ASSM	157,410	200,032	3,300	50,371	0	411,113
UPPER SUPPORT COLUMN	145,530	200,032	33,000	46,570	0	425,132
UPPER CORE BARREL	69,300	100,016	264,040	33,264	0	466,620
UPPER CORE GRID PLATE	173,250	250,040	660,100	83,160	0	1,166,550
GUIDE TUBES	256,410	300,048	33,000	69,231	0	658,689
LOWER CORE BARREL ^(a)	1,108,800	1,600,256	4,224,640	532,224	0	7,465,920
THERMAL SHIELDS ^(a)	207,900	300,048	792,120	99,792	0	1,399,860
CORE SHROUD ^(a)	160,974	200,032	8,053,220	77,268	0	8,491,494
LOWER GRID PLATE ^(a)	173,250	250,040	1,320,200	83,160	0	1,826,650
LOWER SUPPORT COLUMN	43,956	50,008	132,020	21,099	0	247,083
LOWER CORE FORGING	477,576	550,088	825,000	229,236	0	2,081,900
MISC INTERNALS	387,200	400,064	660,000	185,856	0	1,633,120
BIO SHIELD CONCRETE	0	0	0	0	4,210,923	4,210,923
REACTOR CAVITY LINER	190,080	0	3,300	0	0	193,380
REACTOR COOLANT PUMPS	0	0	0	0	1,623,905	1,623,905
PRESSURIZER	0	0	0	0	421,092	421,092
R.Hx,EHx,SUMP PUMP,CAVITY PUMP	0	0	0	0	25,481	25,481
PRESSURIZER RELIEF TANK	0	0	0	0	58,737	58,737
SAFETY INJECTION ACCUM TANKS	0	0	0	0	660,791	660,791
STEAM GENERATORS	0	0	0	0	5,942,800	5,942,800
REACTOR COOLANT PIPING	0	0	0	0	479,393	479,393
REMAINING CONTAM. MATLS	0	0	0	0	8,474,753	8,474,753
CONTAMINATED MATRL OTHR BLD	0	0	0	0	65,196,558	65,196,558
FILTER CARTRIDGES	0	0	0	0	116,610	116,610
SPENT RESINS	871,200	1,000,160	2,640,400	418,176	0	4,929,936
COMBUSTIBLE WASTES	0	0	0	0	1,166,102	1,166,102
EVAPORATOR BOTTOMS	4,094,640	4,700,752	12,409,880	559,310	0	21,764,582
POST-TMI-2 ADDITIONS	8,217,949	0	0	0	0	8,217,949
SUBTOTAL PWR COSTS	21,019,903	14,002,240	37,077,580	3,744,934	88,377,147	164,221,804
ATLANTIC COMPACT SURCHARGE (INSIDE COMPACT)						2,588,988
TOTAL PWR COSTS (INSIDE COMPACT)						166,810,792

^(a) GTCC Material: Assumes a low density, distributed packaging scheme and final disposal as LLW. High density packaging, ISFSI storage, and geologic repository disposal could reduce disposal costs.

Appendix B

**Table B.22 Disposition Costs Using Waste Vendors with Burial Costs at the South Carolina Site
Atlantic Compact (2002 dollars)**

REFERENCE BWR COMPONENT	BASE DISPOSAL CHARGE	CASK HANDLING	CURIE SURCHARGE	DOSE RATE SURCHARGE	WASTE VENDOR CHARGE	DISPOSAL COST
STEAM SEPARATOR	160,838	1,400,224	1,848,280	77,202	0	3,486,544
FUEL SUPPORT & PIECES	70,852	700,112	231,000	34,009	0	1,035,973
CONTROL RODS/INCORES	210,947	400,064	1,056,160	101,254	0	1,768,425
CONTROL RODS GUIDES	59,290	600,096	33,000	21,937	0	714,323
JET PUMPS	171,518	2,000,320	2,640,400	82,328	0	4,894,566
TOP FUEL GUIDES	293,832	3,600,576	9,505,440	141,039	0	13,540,887
CORE SUPPORT PLATE	196,988	1,550,248	214,500	72,886	0	2,034,622
CORE SHROUD ⁽⁴⁾	575,190	7,001,120	18,482,800	276,091	0	26,335,201
REACTOR VESSEL WALL	125,144	1,100,176	712,800	46,303	0	1,984,423
SAC SHIELD (NEUTRON ACT. MATL.)	0	0	0	0	1,455,351	1,455,351
REACT. WATER REC	0	0	0	0	466,460	466,460
SAC SHIELD (CONTAM. MATL.)	0	0	0	0	3,768,918	3,768,918
OTHER PRIMARY CONTAINMENT	0	0	0	0	15,104,565	15,104,565
CONTAINM. ATMOSPHERIC	0	0	0	0	60,802	60,802
HIGH PRESSURE CORE SPRAY	0	0	0	0	148,356	148,356
LOW PRESSURE CORE SPRAY	0	0	0	0	53,505	53,505
REACTOR BLDG CLOSED COOLING	0	0	0	0	145,535	145,535
REACTOR CORE ISO COOLING	0	0	0	0	47,245	47,245
RESIDUAL HEAT REMOVAL	0	0	0	0	447,504	447,504
POOL LINER & RACKS	0	0	0	0	1,855,031	1,855,031
CONTAMINATED CONCRETE	0	0	0	0	2,652,261	2,652,261
OTHER REACTOR BUILDING	0	0	0	0	3,305,518	3,305,518
TURBINE	0	0	0	0	8,896,765	8,896,765
NUCLEAR STEAM CONDENSATE	0	0	0	0	1,175,887	1,175,887
LOW PRESSURE FEEDWATER HEATERS	0	0	0	0	3,948,696	3,948,696
MAIN STEAM	0	0	0	0	172,679	172,679
MOISTURE SEPARATOR REHEATERS	0	0	0	0	2,232,832	2,232,832
REACTOR FEEDWATER PUMPS	0	0	0	0	587,328	587,328
HIGH PRESSURE FEEDWATER HEATERS	0	0	0	0	786,315	786,315
OTHER TG BLDG	0	0	0	0	17,066,857	17,066,857
RAD WASTE BLDG	0	0	0	0	5,829,410	5,829,410
REACTOR BLDG	0	0	0	0	4,158,484	4,158,484
TG BLDG	0	0	0	0	2,735,844	2,735,844
RAD WASTE & CONTROL	0	0	0	0	2,516,977	2,516,977
CONCENTRATOR BOTTOMS	16,827,644	11,251,800	29,704,500	2,279,585	0	60,063,529
OTHER	4,562,161	3,050,488	316,470	113,680	0	8,042,799
POST-TMI-2 ADDITIONS	671,672	0	0	0	0	671,672
SUBTOTAL BWR COSTS	23,926,075	32,655,224	64,745,350	3,246,316	79,619,124	204,192,089
ATLANTIC COMPACT SURCHARGE (INSIDE COMPACT)						2,680,724
TOTAL BWR COSTS (INSIDE COMPACT)						206,872,813

⁽⁴⁾ GTCC Material: Assumes a low density, distributed packaging scheme and final disposal as LLW. High density packaging, ISFSI storage, and geologic repository disposal could reduce disposal costs.

**Table B.23 Disposition Costs Using Waste Vendors with Burial Costs at the South Carolina Site
Non-Atlantic Compact (2002 dollars)**

REFERENCE PWR COMPONENT	BASE DISPOSAL CHARGE	CASK HANDLING	CURIE SURCHARGE	DOSE RATE SURCHARGE	WASTE VENDOR CHARGE	DISPOSAL COST
VESSEL WALL	2,730,132	1,983,600	5,236,704	1,310,463	0	11,260,899
VESSEL HEAD & BOTTOM	1,740,340	2,088,000	7,600	0	0	3,835,940
UPPER CORE SUPPORT ASSM	164,300	208,800	3,800	52,576	0	429,476
UPPER SUPPORT COLUMN	151,900	208,800	38,000	48,608	0	447,308
UPPER CORE BARREL	72,360	104,400	275,616	34,733	0	487,109
UPPER CORE GRID PLATE	180,900	261,000	689,040	86,832	0	1,217,772
GUIDE TUBES	267,732	313,200	38,000	72,288	0	691,220
LOWER CORE BARREL ^(*)	1,157,760	1,670,400	4,409,856	555,725	0	7,793,741
THERMAL SHIELDS ^(*)	217,080	313,200	826,848	104,198	0	1,461,326
CORE SHROUD ^(*)	168,020	208,800	8,406,288	80,650	0	8,863,758
LOWER GRID PLATE ^(*)	180,900	261,000	1,378,080	86,832	0	1,906,812
LOWER SUPPORT COLUMN	45,880	52,200	137,808	22,022	0	257,910
LOWER CORE FORGING	498,480	574,200	950,000	239,270	0	2,261,950
MISC INTERNALS	404,000	417,600	760,000	193,920	0	1,775,520
BIO SHIELD CONCRETE	0	0	0	0	4,210,923	4,210,923
REACTOR CAVITY LINER	198,400	0	3,800	0	0	202,200
REACTOR COOLANT PUMPS	0	0	0	0	1,623,905	1,623,905
PRESSURIZER	0	0	0	0	421,092	421,092
R.Hx,EHx,SUMP PUMP,CAVITY PUMP	0	0	0	0	25,481	25,481
PRESSURIZER RELIEF TANK	0	0	0	0	58,737	58,737
SAFETY INJECTION ACCUM TANKS	0	0	0	0	660,791	660,791
STEAM GENERATORS	0	0	0	0	5,942,800	5,942,800
REACTOR COOLANT PIPING	0	0	0	0	479,393	479,393
REMAINING CONTAM. MATLS	0	0	0	0	8,474,753	8,474,753
CONTAMINATED MATRL OTHR BLD	0	0	0	0	65,196,558	65,196,558
FILTER CARTRIDGES	0	0	0	0	116,610	116,610
SPENT RESINS	909,000	1,044,000	2,756,160	436,320	0	5,145,480
COMBUSTIBLE WASTES	0	0	0	0	1,166,102	1,166,102
EVAPORATOR BOTTOMS	4,272,300	4,906,800	12,953,952	583,578	0	22,716,630
POST-TMI-2 ADDITIONS	8,572,815	0	0	0	0	8,572,815
SUBTOTAL PWR COSTS	21,932,299	14,616,000	38,871,552	3,908,015	88,377,147	167,705,013
ATLANTIC COMPACT SURCHARGE (OUTSIDE COMPACT)						2,588,988
TOTAL PWR COSTS (OUTSIDE COMPACT)						170,294,001

^(*) GTCC Material: Assumes a low density, distributed packaging scheme and final disposal as LLW. High density packaging, ISFSI storage, and geologic repository disposal could reduce disposal costs.

Appendix B

**Table B.23 Disposition Costs Using Waste Vendors with Burial Costs at the South Carolina Site
Non-Atlantic Compact (2002 dollars)**

REFERENCE BWR COMPONENT	BASE DISPOSAL CHARGE	CASK HANDLING	CURIE SURCHARGE	DOSE RATE SURCHARGE	WASTE VENDOR CHARGE	DISPOSAL COST
STEAM SEPARATOR	167,940	1,461,600	1,929,312	80,611	0	3,639,462
FUEL SUPPORT & PIECES	73,954	730,800	266,000	35,498	0	1,106,251
CONTROL RODS/INCORES	220,099	417,600	1,102,464	105,648	0	1,845,811
CONTROL RODS GUIDES	61,908	626,400	38,000	22,906	0	749,214
JET PUMPS	179,091	2,088,000	2,756,160	85,964	0	5,109,215
TOP FUEL GUIDES	306,806	3,758,400	9,922,176	147,267	0	14,134,649
CORE SUPPORT PLATE	205,535	1,618,200	247,000	76,048	0	2,146,783
CORE SHROUD ^(A)	600,588	7,308,000	19,293,120	288,282	0	27,489,990
REACTOR VESSEL WALL	130,622	1,148,400	820,800	48,330	0	2,148,152
SAC SHIELD (NEUTRON ACT. MATL.)	0	0	0	0	1,455,351	1,455,351
REACT. WATER REC	0	0	0	0	466,460	466,460
SAC SHIELD (CONTAM. MATL.)	0	0	0	0	3,768,918	3,768,918
OTHER PRIMARY CONTAINMENT	0	0	0	0	15,104,565	15,104,565
CONTAINM. ATMOSPHERIC	0	0	0	0	60,802	60,802
HIGH PRESSURE CORE SPRAY	0	0	0	0	148,356	148,356
LOW PRESSURE CORE SPRAY	0	0	0	0	53,505	53,505
REACTOR BLDG CLOSED COOLING	0	0	0	0	145,535	145,535
REACTOR CORE ISO COOLING	0	0	0	0	47,245	47,245
RESIDUAL HEAT REMOVAL	0	0	0	0	447,504	447,504
POOL LINER & RACKS	0	0	0	0	1,855,031	1,855,031
CONTAMINATED CONCRETE	0	0	0	0	2,652,261	2,652,261
OTHER REACTOR BUILDING	0	0	0	0	3,305,518	3,305,518
TURBINE	0	0	0	0	8,896,765	8,896,765
NUCLEAR STEAM CONDENSATE	0	0	0	0	1,175,887	1,175,887
LOW PRESSURE FEEDWATER HEATERS	0	0	0	0	3,948,696	3,948,696
MAIN STEAM	0	0	0	0	172,679	172,679
MOISTURE SEPARATOR REHEATERS	0	0	0	0	2,232,832	2,232,832
REACTOR FEEDWATER PUMPS	0	0	0	0	587,328	587,328
HIGH PRESSURE FEEDWATER HEATERS	0	0	0	0	786,315	786,315
OTHER TG BLDG	0	0	0	0	17,066,857	17,066,857
RAD WASTE BLDG	0	0	0	0	5,829,410	5,829,410
REACTOR BLDG	0	0	0	0	4,158,484	4,158,484
TG BLDG	0	0	0	0	2,735,844	2,735,844
RAD WASTE & CONTROL	0	0	0	0	2,516,977	2,516,977
CONCENTRATOR BOTTOMS	17,554,292	11,745,000	31,006,800	2,378,021	0	62,684,114
OTHER	4,759,164	3,184,200	364,420	118,589	0	8,426,373
POST-TMI-2 ADDITIONS	700,676	0	0	0	0	700,676
SUBTOTAL BWR COSTS	24,960,674	34,086,600	67,746,252	3,387,164	79,619,124	209,799,814
ATLANTIC COMPACT SURCHARGE (OUTSIDE COMPACT)						2,680,724
TOTAL BWR COSTS (OUTSIDE COMPACT)						212,480,538

^(A) GTCC Material: Assumes a low density, distributed packaging scheme and final disposal as LLW. High density packaging, ISFSI storage, and geologic repository disposal could reduce disposal costs.

**Table B.24 Disposition Costs Using Waste Vendors with Burial Costs at the Washington Site
(2000 dollars)**

REFERENCE PWR COMPONENT	VOLUME CHARGE	SHIPMENT CHARGE	CONTAINER CHARGE	LINER DOSE RATE CHARGE	WASTE VENDOR CHARGE	DISPOSAL COST
VESSEL WALL	87,020	160,664	55,062	264,100	0	566,846
VESSEL HEAD & BOTTOM	91,600	169,120	57,960	640	0	319,320
UPPER CORE SUPPORT ASSM	9,160	16,912	5,796	18,200	0	50,068
UPPER SUPPORT COLUMN	9,160	16,912	5,796	18,200	0	50,068
UPPER CORE BARREL	4,580	8,456	2,898	13,900	0	29,834
UPPER CORE GRID PLATE	11,450	21,140	7,245	34,750	0	74,585
GUIDE TUBES	13,740	25,368	8,694	27,300	0	75,102
LOWER CORE BARREL ^(a)	73,280	135,296	46,368	222,400	0	477,344
THERMAL SHIELDS ^(a)	13,740	25,368	8,694	41,700	0	89,502
CORE SHROUD ^(a)	9,160	16,912	5,796	27,800	0	59,668
LOWER GRID PLATE ^(a)	11,450	21,140	7,245	34,750	0	74,585
LOWER SUPPORT COLUMN	2,290	4,228	1,449	6,950	0	14,917
LOWER CORE FORGING	25,190	46,508	15,939	76,450	0	164,087
MISC INTERNALS	18,320	33,824	11,592	55,600	0	119,336
BIO SHIELD CONCRETE	0	0	0	0	3,235,923	3,235,923
REACTOR CAVITY LINER	11,725	4,228	5,796	0	0	21,749
REACTOR COOLANT PUMPS	0	0	0	0	1,247,905	1,247,905
PRESSURIZER	0	0	0	0	323,592	323,592
R.Hx,EHx,SUMP PUMP,CAVITY PUMP	0	0	0	0	19,581	19,581
PRESSURIZER RELIEF TANK	0	0	0	0	45,137	45,137
SAFETY INJECTION ACCUM TANKS	0	0	0	0	507,791	507,791
STEAM GENERATORS	0	0	0	0	4,566,800	4,566,800
REACTOR COOLANT PIPING	0	0	0	0	368,394	368,394
REMAINING CONTAM. MATLS	0	0	0	0	6,512,503	6,512,503
CONTAMINATED MATRL OTHR BLD	0	0	0	0	50,100,903	50,100,903
FILTER CARTRIDGES	0	0	0	0	89,610	89,610
SPENT RESINS	0	0	0	0	298,701	298,701
COMBUSTIBLE WASTES	0	0	0	0	896,102	896,102
EVAPORATOR BOTTOMS	215,260	397,432	136,206	205,082	0	953,980
POST-TMI-2 ADDITIONS	356,393	0	0	0	0	356,393
HEAVY OBJECT SURCHARGE						0
SITE AVAILABILITY CHARGES (3 YRS)						429,702
SUBTOTAL PWR COSTS	963,518	1,103,508	382,536	1,047,822	68,212,943	72,140,029
TAXES & FEES (% OF CHARGES)						168,865
TAXES & FEES (\$/UNIT VOL.)						599,569
ANNUAL PERMIT FEES (3 YRS)						120,000
TOTAL PWR COSTS						73,028,462

^(a) GTCC Material: Assumes a low density, distributed packaging scheme and final disposal as LLW. High density packaging, ISFSI storage, and geologic repository disposal could reduce disposal costs.

Appendix B

**Table B.24 Disposition Costs Using Waste Vendors with Burial Costs at the Washington Site
(2000 dollars)**

REFERENCE BWR COMPONENT	VOLUME CHARGE	SHIPMENT CHARGE	CONTAINER CHARGE	LINER DOSE RATE CHARGE	WASTE VENDOR CHARGE	DISPOSAL COST
STEAM SEPARATOR	8,084	59,192	40,572	3,262,000	0	3,369,848
FUEL SUPPORT & PIECES	4,053	29,596	20,286	97,300	0	151,235
CONTROL RODS/INCORES	12,137	33,824	11,592	932,000	0	989,553
CONTROL RODS GUIDES	3,229	25,368	17,388	83,400	0	129,385
JET PUMPS	11,336	84,560	57,960	4,660,000	0	4,813,856
TOP FUEL GUIDES	19,419	304,416	104,328	8,388,000	0	8,816,163
CORE SUPPORT PLATE	8,908	67,648	44,919	215,450	0	336,925
CORE SHROUD ⁽⁴⁾	38,014	591,920	202,860	16,310,000	0	17,142,794
REACTOR VESSEL WALL	6,481	84,560	31,878	152,900	0	275,819
SAC SHIELD (NEUTRON ACT. MATL.)	0	0	0	0	1,156,150	1,156,150
REACT. WATER REC	0	0	0	0	370,562	370,562
SAC SHIELD (CONTAM. MATL.)	0	0	0	0	2,994,078	2,994,078
OTHER PRIMARY CONTAINMENT	0	0	0	0	11,999,265	11,999,265
CONTAINM. ATMOSPHERIC	0	0	0	0	48,302	48,302
HIGH PRESSURE CORE SPRAY	0	0	0	0	117,856	117,856
LOW PRESSURE CORE SPRAY	0	0	0	0	42,505	42,505
REACTOR BLDG CLOSED COOLING	0	0	0	0	115,615	115,615
REACTOR CORE ISO COOLING	0	0	0	0	37,532	37,532
RESIDUAL HEAT REMOVAL	0	0	0	0	355,503	355,503
POOL LINER & RACKS	0	0	0	0	1,473,661	1,473,661
CONTAMINATED CONCRETE	0	0	0	0	2,106,991	2,106,991
OTHER REACTOR BUILDING	0	0	0	0	2,625,947	2,625,947
TURBINE	0	0	0	0	7,067,707	7,067,707
NUCLEAR STEAM CONDENSATE	0	0	0	0	934,140	934,140
LOW PRESSURE FEEDWATER HEATERS	0	0	0	0	3,136,896	3,136,896
MAIN STEAM	0	0	0	0	137,178	137,178
MOISTURE SEPARATOR REHEATERS	0	0	0	0	1,773,791	1,773,791
REACTOR FEEDWATER PUMPS	0	0	0	0	466,581	466,581
HIGH PRESSURE FEEDWATER HEATERS	0	0	0	0	624,659	624,659
OTHER TG BLDG	0	0	0	0	13,558,135	13,558,135
RAD WASTE BLDG	0	0	0	0	4,630,960	4,630,960
REACTOR BLDG	0	0	0	0	3,303,554	3,303,554
TG BLDG	0	0	0	0	2,173,391	2,173,391
RAD WASTE & CONTROL	0	0	0	0	1,999,520	1,999,520
CONCENTRATOR BOTTOMS	515,250	951,300	326,025	486,640	0	2,279,215
OTHER	139,690	257,908	88,389	22,522	0	508,509
POST-TM-2 ADDITIONS	29,129	0	0	0	0	29,129
HEAVY OBJECT SURCHARGE						0
SITE AVAILABILITY CHARGES (3.5 YRS)						572,936
SUBTOTAL BWR COSTS	795,729	2,490,292	946,197	34,610,212	63,250,478	102,665,844
TAXES & FEES (% OF CHARGES)						1,694,861
TAXES & FEES (\$/UNIT VOL.)						495,159
ANNUAL PERMIT FEES (3.5 YRS)						160,000
TOTAL BWR COSTS						105,015,864

⁽⁴⁾ GTCC Material: Assumes a low density, distributed packaging scheme and final disposal as LLW. High density packaging, ISFSI storage, and geologic repository disposal could reduce disposal costs.

**Table B.25 Disposition Costs Using Waste Vendors with Burial Costs at the South Carolina Site
Atlantic Compact (2000 dollars)**

REFERENCE PWR COMPONENT	BASE DISPOSAL CHARGE	CASK HANDLING	CURIE SURCHARGE	DOSE RATE SURCHARGE	WASTE VENDOR CHARGE	DISPOSAL COST
VESSEL WALL	2,617,120	1,900,000	5,016,000	1,256,218	0	10,789,338
VESSEL HEAD & BOTTOM	1,667,358	2,000,000	6,600	0	0	3,673,958
UPPER CORE SUPPORT ASSM	157,410	200,000	3,300	50,371	0	411,081
UPPER SUPPORT COLUMN	145,530	200,000	33,000	46,570	0	425,100
UPPER CORE BARREL	69,300	100,000	264,000	33,264	0	466,564
UPPER CORE GRID PLATE	173,250	250,000	660,000	83,160	0	1,166,410
GUIDE TUBES	256,410	300,000	33,000	69,231	0	658,641
LOWER CORE BARREL ^(a)	1,108,800	1,600,000	4,224,000	532,224	0	7,465,024
THERMAL SHIELDS ^(a)	207,900	300,000	792,000	99,792	0	1,399,692
CORE SHROUD ^(a)	160,974	200,000	8,052,000	77,268	0	8,490,242
LOWER GRID PLATE ^(a)	173,250	250,000	1,320,000	83,160	0	1,826,410
LOWER SUPPORT COLUMN	43,956	50,000	132,000	21,099	0	247,055
LOWER CORE FORGING	477,576	550,000	825,000	229,236	0	2,081,812
MISC INTERNALS	387,200	400,000	660,000	185,856	0	1,633,056
BIO SHIELD CONCRETE	0	0	0	0	3,235,923	3,235,923
REACTOR CAVITY LINER	190,080	0	3,300	0	0	193,380
REACTOR COOLANT PUMPS	0	0	0	0	1,247,905	1,247,905
PRESSURIZER	0	0	0	0	323,592	323,592
R.Hx,EHx,SUMP PUMP,CAVITY PUMP	0	0	0	0	19,581	19,581
PRESSURIZER RELIEF TANK	0	0	0	0	45,137	45,137
SAFETY INJECTION ACCUM TANKS	0	0	0	0	507,791	507,791
STEAM GENERATORS	0	0	0	0	4,566,800	4,566,800
REACTOR COOLANT PIPING	0	0	0	0	368,394	368,394
REMAINING CONTAM. MATLS	0	0	0	0	6,512,503	6,512,503
CONTAMINATED MATRL OTHR BLD	0	0	0	0	50,100,903	50,100,903
FILTER CARTRIDGES	0	0	0	0	89,610	89,610
SPENT RESINS	0	0	0	0	298,701	298,701
COMBUSTIBLE WASTES	0	0	0	0	896,102	896,102
EVAPORATOR BOTTOMS	4,094,640	4,700,000	12,408,000	559,310	0	21,761,950
POST-TMI-2 ADDITIONS	8,217,949	0	0	0	0	8,217,949
SUBTOTAL PWR COSTS	20,148,703	13,000,000	34,432,200	3,326,758	68,212,943	139,120,604
ATLANTIC COMPACT SURCHARGE (INSIDE COMPACT)						2,588,988
TOTAL PWR COSTS (INSIDE COMPACT)						141,709,592

^(a) GTCC Material: Assumes a low density, distributed packaging scheme and final disposal as LLW. High density packaging, ISFSI storage, and geologic repository disposal could reduce disposal costs.

Appendix B

**Table B.25 Disposition Costs Using Waste Vendors with Burial Costs at the South Carolina Site
Atlantic Compact (2000 dollars)**

REFERENCE BWR COMPONENT	BASE DISPOSAL CHARGE	CASK HANDLING	CURIE SURCHARGE	DOSE RATE SURCHARGE	WASTE VENDOR CHARGE	DISPOSAL COST
STEAM SEPARATOR	160,838	1,400,000	1,848,000	77,202	0	3,486,040
FUEL SUPPORT & PIECES	70,852	700,000	231,000	34,009	0	1,035,861
CONTROL RODS/INCORES	210,947	400,000	1,056,000	101,254	0	1,768,201
CONTROL RODS GUIDES	59,290	600,000	33,000	21,937	0	714,227
JET PUMPS	171,518	2,000,000	2,640,000	82,328	0	4,893,846
TOP FUEL GUIDES	293,832	3,600,000	9,504,000	141,039		13,538,871
CORE SUPPORT PLATE	196,988	1,550,000	214,500	72,886	0	2,034,374
CORE SHROUD ⁽⁴⁾	575,190	7,000,000	18,480,000	276,091	0	26,331,281
REACTOR VESSEL WALL	125,144	1,100,000	712,800	46,303	0	1,984,247
SAC SHIELD (NEUTRON ACT. MATL.)	0	0	0	0	1,156,150	1,156,150
REACT. WATER REC	0	0	0	0	370,562	370,562
SAC SHIELD (CONTAM. MATL.)	0	0	0	0	2,994,078	2,994,078
OTHER PRIMARY CONTAINMENT	0	0	0	0	11,999,265	11,999,265
CONTAINM. ATMOSPHERIC	0	0	0	0	48,302	48,302
HIGH PRESSURE CORE SPRAY	0	0	0	0	117,856	117,856
LOW PRESSURE CORE SPRAY	0	0	0	0	42,505	42,505
REACTOR BLDG CLOSED COOLING	0	0	0	0	115,615	115,615
REACTOR CORE ISO COOLING	0	0	0	0	37,532	37,532
RESIDUAL HEAT REMOVAL	0	0	0	0	355,503	355,503
POOL LINER & RACKS	0	0	0	0	1,473,661	1,473,661
CONTAMINATED CONCRETE	0	0	0	0	2,106,991	2,106,991
OTHER REACTOR BUILDING	0	0	0	0	2,625,947	2,625,947
TURBINE	0	0	0	0	7,067,707	7,067,707
NUCLEAR STEAM CONDENSATE	0	0	0	0	934,140	934,140
LOW PRESSURE FEEDWATER HEATERS	0	0	0	0	3,136,896	3,136,896
MAIN STEAM	0	0	0	0	137,178	137,178
MOISTURE SEPARATOR REHEATERS	0	0	0	0	1,773,791	1,773,791
REACTOR FEEDWATER PUMPS	0	0	0	0	466,581	466,581
HIGH PRESSURE FEEDWATER HEATERS	0	0	0	0	624,659	624,659
OTHER TG BLDG	0	0	0	0	13,558,135	13,558,135
RAD WASTE BLDG	0	0	0	0	4,630,960	4,630,960
REACTOR BLDG	0	0	0	0	3,303,554	3,303,554
TG BLDG	0	0	0	0	2,173,391	2,173,391
RAD WASTE & CONTROL	0	0	0	0	1,999,520	1,999,520
CONCENTRATOR BOTTOMS	16,827,644	11,250,000	29,700,000	2,279,585	0	60,057,229
OTHER	4,562,161	3,050,000	316,470	113,680	0	8,042,311
POST-TMI-2 ADDITIONS	671,672	0	0	0	0	671,672
SUBTOTAL BWR COSTS	23,926,075	32,650,000	64,735,770	3,246,316	63,250,478	187,808,639
ATLANTIC COMPACT SURCHARGE (INSIDE COMPACT)						2,680,724
TOTAL BWR COSTS (INSIDE COMPACT)						190,489,363

⁽⁴⁾ GTCC Material: Assumes a low density, distributed packaging scheme and final disposal as LLW. High density packaging, ISFSI storage, and geologic repository disposal could reduce disposal costs.

**Table B.26 Disposition Costs Using Waste Vendors with Burial Costs at the South Carolina Site
Non-Atlantic Compact (2000 dollars)**

REFERENCE PWR COMPONENT	BASE DISPOSAL CHARGE	CASK HANDLING	CURIE SURCHARGE	DOSE RATE SURCHARGE	WASTE VENDOR CHARGE	DISPOSAL COST
VESSEL WALL	2,617,120	1,900,000	5,472,000	1,256,218	0	11,245,338
VESSEL HEAD & BOTTOM	1,667,358	2,000,000	7,200	0	0	3,674,558
UPPER CORE SUPPORT ASSM	157,410	200,000	3,600	50,371	0	411,381
UPPER SUPPORT COLUMN	145,530	200,000	36,000	46,570	0	428,100
UPPER CORE BARREL	69,300	100,000	288,000	33,264	0	490,564
UPPER CORE GRID PLATE	173,250	250,000	720,000	83,160	0	1,226,410
GUIDE TUBES	256,410	300,000	36,000	69,231	0	661,641
LOWER CORE BARREL ^(a)	1,108,800	1,600,000	4,608,000	532,224	0	7,849,024
THERMAL SHIELDS ^(a)	207,900	300,000	864,000	99,792	0	1,471,692
CORE SHROUD ^(a)	160,974	200,000	8,784,000	77,268	0	9,222,242
LOWER GRID PLATE ^(a)	173,250	250,000	1,440,000	83,160	0	1,946,410
LOWER SUPPORT COLUMN	43,956	50,000	144,000	21,099	0	259,055
LOWER CORE FORGING	477,576	550,000	900,000	229,236	0	2,156,812
MISC INTERNALS	387,200	400,000	720,000	185,856	0	1,693,056
BIO SHIELD CONCRETE	0	0	0	0	3,235,923	3,235,923
REACTOR CAVITY LINER	190,080	0	3,600	0	0	193,680
REACTOR COOLANT PUMPS	0	0	0	0	1,247,905	1,247,905
PRESSURIZER	0	0	0	0	323,592	323,592
R.Hx,EHx,SUMP PUMP,CAVITY PUMP	0	0	0	0	19,581	19,581
PRESSURIZER RELIEF TANK	0	0	0	0	45,137	45,137
SAFETY INJECTION ACCUM TANKS	0	0	0	0	507,791	507,791
STEAM GENERATORS	0	0	0	0	4,566,800	4,566,800
REACTOR COOLANT PIPING	0	0	0	0	368,394	368,394
REMAINING CONTAM. MATLS	0	0	0	0	6,512,503	6,512,503
CONTAMINATED MATRL OTHR BLD	0	0	0	0	50,100,903	50,100,903
FILTER CARTRIDGES	0	0	0	0	89,610	89,610
SPENT RESINS	0	0	0	0	298,701	298,701
COMBUSTIBLE WASTES	0	0	0	0	896,102	896,102
EVAPORATOR BOTTOMS	4,094,640	4,700,000	13,536,000	559,310	0	22,889,950
POST-TMI-2 ADDITIONS	8,217,949	0	0	0	0	8,217,949
SUBTOTAL PWR COSTS	20,148,703	13,000,000	37,562,400	3,326,758	68,212,943	142,250,804
ATLANTIC COMPACT SURCHARGE (OUTSIDE COMPACT)						2,588,988
TOTAL PWR COSTS (OUTSIDE COMPACT)						144,839,792

^(a) GTCC Material: Assumes a low density, distributed packaging scheme and final disposal as LLW. High density packaging, ISFSI storage, and geologic repository disposal could reduce disposal costs.

Appendix B

**Table B.26 Disposition Costs Using Waste Vendors with Burial Costs at the South Carolina Site
Non-Atlantic Compact (2000 dollars)**

REFERENCE BWR COMPONENT	BASE DISPOSAL CHARGE	CASK HANDLING	CURIE SURCHARGE	DOSE RATE SURCHARGE	WASTE VENDOR CHARGE	DISPOSAL COST
STEAM SEPARATOR	160,838	1,400,000	2,016,000	77,202	0	3,654,040
FUEL SUPPORT & PIECES	70,852	700,000	252,000	34,009	0	1,056,861
CONTROL RODS/INCORES	210,947	400,000	1,152,000	101,254	0	1,864,201
CONTROL RODS GUIDES	59,290	600,000	36,000	21,937	0	717,227
JET PUMPS	171,518	2,000,000	2,880,000	82,328	0	5,133,846
TOP FUEL GUIDES	293,832	3,600,000	10,368,000	141,039	0	14,402,871
CORE SUPPORT PLATE	196,988	1,550,000	234,000	72,886	0	2,053,874
CORE SHROUD ⁽⁴⁾	575,190	7,000,000	20,160,000	276,091	0	28,011,281
REACTOR VESSEL WALL	125,144	1,100,000	777,600	46,303	0	2,049,047
SAC SHIELD (NEUTRON ACT. MATL.)	0	0	0	0	1,156,150	1,156,150
REACT. WATER REC	0	0	0	0	370,562	370,562
SAC SHIELD (CONTAM. MATL.)	0	0	0	0	2,994,078	2,994,078
OTHER PRIMARY CONTAINMENT	0	0	0	0	11,999,265	11,999,265
CONTAINM. ATMOSPHERIC	0	0	0	0	48,302	48,302
HIGH PRESSURE CORE SPRAY	0	0	0	0	117,856	117,856
LOW PRESSURE CORE SPRAY	0	0	0	0	42,505	42,505
REACTOR BLDG CLOSED COOLING	0	0	0	0	115,615	115,615
REACTOR CORE ISO COOLING	0	0	0	0	37,532	37,532
RESIDUAL HEAT REMOVAL	0	0	0	0	355,503	355,503
POOL LINER & RACKS	0	0	0	0	1,473,661	1,473,661
CONTAMINATED CONCRETE	0	0	0	0	2,106,991	2,106,991
OTHER REACTOR BUILDING	0	0	0	0	2,625,947	2,625,947
TURBINE	0	0	0	0	7,067,707	7,067,707
NUCLEAR STEAM CONDENSATE	0	0	0	0	934,140	934,140
LOW PRESSURE FEEDWATER HEATERS	0	0	0	0	3,136,896	3,136,896
MAIN STEAM	0	0	0	0	137,178	137,178
MOISTURE SEPARATOR REHEATERS	0	0	0	0	1,773,791	1,773,791
REACTOR FEEDWATER PUMPS	0	0	0	0	466,581	466,581
HIGH PRESSURE FEEDWATER HEATERS	0	0	0	0	624,659	624,659
OTHER TG BLDG	0	0	0	0	13,558,135	13,558,135
RAD WASTE BLDG	0	0	0	0	4,630,960	4,630,960
REACTOR BLDG	0	0	0	0	3,303,554	3,303,554
TG BLDG	0	0	0	0	2,173,391	2,173,391
RAD WASTE & CONTROL	0	0	0	0	1,999,520	1,999,520
CONCENTRATOR BOTTOMS	16,827,644	11,250,000	32,400,000	2,279,585	0	62,757,229
OTHER	4,562,161	3,050,000	345,240	113,680	0	8,071,081
POST-TMI-2 ADDITIONS	671,672	0	0	0	0	671,672
SUBTOTAL BWR COSTS	23,926,075	32,650,000	70,620,840	3,246,316	63,250,478	193,693,709
ATLANTIC COMPACT SURCHARGE (OUTSIDE COMPACT)						2,680,724
TOTAL BWR COSTS (OUTSIDE COMPACT)						196,374,433

⁽⁴⁾ GTCC Material: Assumes a low density, distributed packaging scheme and final disposal as LLW. High density packaging, ISFSI storage, and geologic repository disposal could reduce disposal costs.

**Table B.27 Disposition Costs Using Waste Vendors with Burial Costs at the Washington Site
(1998 dollars)**

REFERENCE PWR COMPONENT	VOLUME CHARGE	SHIPMENT CHARGE	CONTAINER CHARGE	LINER DOSE RATE CHARGE	WASTE VENDOR CHARGE	DISPOSAL COST
VESSEL WALL	116,280	238,640	44,004	2,147,000	0	2,545,924
VESSEL HEAD & BOTTOM	122,400	251,200	46,320	0	0	419,920
UPPER CORE SUPPORT ASSM	12,240	25,120	4,632	151,200	0	193,192
UPPER SUPPORT COLUMN	12,240	25,120	4,632	151,200	0	193,192
UPPER CORE BARREL	6,120	12,560	2,316	113,000	0	133,996
UPPER CORE GRID PLATE	15,300	31,400	5,790	282,500	0	334,990
GUIDE TUBES	18,360	37,680	6,948	226,800	0	289,788
LOWER CORE BARREL ^(a)	97,920	200,960	37,056	1,808,000	0	2,143,936
THERMAL SHIELDS ^(a)	18,360	37,680	6,948	339,000	0	401,988
CORE SHROUD ^(a)	12,240	25,120	4,632	226,000	0	267,992
LOWER GRID PLATE ^(a)	15,300	31,400	5,790	282,500	0	334,990
LOWER SUPPORT COLUMN	3,060	6,280	1,158	56,500	0	66,998
LOWER CORE FORGING	33,660	69,080	12,738	621,500	0	736,978
MISC INTERNALS	24,480	50,240	9,264	452,000	0	535,984
BIO SHIELD CONCRETE	0	0	0	0	3,235,923	3,235,923
REACTOR CAVITY LINER	15,667	6,280	4,632	0	0	26,579
REACTOR COOLANT PUMPS	0	0	0	0	1,247,905	1,247,905
PRESSURIZER	0	0	0	0	323,592	323,592
R.Hx,EHx,SUMP PUMP,CAVITY PUMP	0	0	0	0	19,581	19,581
PRESSURIZER RELIEF TANK	0	0	0	0	45,137	45,137
SAFETY INJECTION ACCUM TANKS	0	0	0	0	507,791	507,791
STEAM GENERATORS	0	0	0	0	4,566,800	4,566,800
REACTOR COOLANT PIPING	0	0	0	0	368,394	368,394
REMAINING CONTAM. MATLS	0	0	0	0	6,512,503	6,512,503
CONTAMINATED MATRL OTHR BLD	0	0	0	0	50,100,903	50,100,903
FILTER CARTRIDGES	0	0	0	0	89,610	89,610
SPENT RESINS	0	0	0	0	298,701	298,701
COMBUSTIBLE WASTES	0	0	0	0	896,102	896,102
EVAPORATOR BOTTOMS	287,640	590,320	108,852	1,676,341	0	2,663,153
POST-TMI-2 ADDITIONS	476,228	0	0	0	0	476,228
HEAVY OBJECT CHARGE						0
SITE AVAILABILITY CHARGES (3 YRS)						413,442
SUBTOTAL PWR COSTS	1,287,495	1,639,080	305,712	8,533,541	68,212,943	80,392,213
TAXES & FEES (% OF CHARGES)						523,709
TAXES & FEES (\$/UNIT VOL.)						599,569
ANNUAL PERMIT FEES (3 YRS)						120,000
TOTAL PWR COSTS						81,635,491

^(a) GTCC Material: Assumes a low density, distributed packaging scheme and final disposal as LLW. High density packaging, ISFSI storage, and geologic repository disposal could reduce disposal costs.

Appendix B

**Table B.27 Disposition Costs Using Waste Vendors with Burial Costs at the Washington Site
(1998 dollars)**

REFERENCE BWR COMPONENT	VOLUME CHARGE	SHIPMENT CHARGE	CONTAINER CHARGE	LINER DOSE RATE CHARGE	WASTE VENDOR CHARGE	DISPOSAL COST
STEAM SEPARATOR	10,802	87,920	32,424	26,600,000	0	26,731,146
FUEL SUPPORT & PIECES	5,416	43,960	16,212	791,000	0	856,588
CONTROL RODS/INCORES	16,218	50,240	9,264	7,600,000	0	7,675,722
CONTROL RODS GUIDES	4,315	37,680	13,896	678,000	0	733,891
JET PUMPS	15,147	125,600	46,320	38,000,000	0	38,187,067
TOP FUEL GUIDES	25,949	452,160	83,376	68,400,000	0	68,961,485
CORE SUPPORT PLATE	11,903	100,480	35,898	1,751,500	0	1,899,781
CORE SHROUD ⁽⁴⁾	50,796	879,200	162,120	133,000,000	0	134,092,116
REACTOR VESSEL WALL	8,660	125,600	25,476	1,243,000	0	1,402,736
SAC SHIELD (NEUTRON ACT. MATL.)	0	0	0	0	1,156,150	1,156,150
REACT. WATER REC	0	0	0	0	370,562	370,562
SAC SHIELD (CONTAM. MATL.)	0	0	0	0	2,994,078	2,994,078
OTHER PRIMARY CONTAINMENT	0	0	0	0	11,999,265	11,999,265
CONTAINM. ATMOSPHERIC	0	0	0	0	48,302	48,302
HIGH PRESSURE CORE SPRAY	0	0	0	0	117,856	117,856
LOW PRESSURE CORE SPRAY	0	0	0	0	42,505	42,505
REACTOR BLDG CLOSED COOLING	0	0	0	0	115,615	115,615
REACTOR CORE ISO COOLING	0	0	0	0	37,532	37,532
RESIDUAL HEAT REMOVAL	0	0	0	0	355,503	355,503
POOL LINER & RACKS	0	0	0	0	1,473,661	1,473,661
CONTAMINATED CONCRETE	0	0	0	0	2,106,991	2,106,991
OTHER REACTOR BUILDING	0	0	0	0	2,625,947	2,625,947
TURBINE	0	0	0	0	7,067,707	7,067,707
NUCLEAR STEAM CONDENSATE	0	0	0	0	934,140	934,140
LOW PRESSURE FEEDWATER HEATERS	0	0	0	0	3,136,896	3,136,896
MAIN STEAM	0	0	0	0	137,178	137,178
MOISTURE SEPARATOR REHEATERS	0	0	0	0	1,773,791	1,773,791
REACTOR FEEDWATER PUMPS	0	0	0	0	466,581	466,581
HIGH PRESSURE FEEDWATER HEATERS	0	0	0	0	624,659	624,659
OTHER TG BLDG	0	0	0	0	13,558,135	13,558,135
RAD WASTE BLDG	0	0	0	0	4,630,960	4,630,960
REACTOR BLDG	0	0	0	0	3,303,554	3,303,554
TG BLDG	0	0	0	0	2,173,391	2,173,391
RAD WASTE & CONTROL	0	0	0	0	1,999,520	1,999,520
CONCENTRATOR BOTTOMS	688,500	1,413,000	260,550	3,978,045	0	6,340,095
OTHER	186,660	383,080	70,638	187,036	0	827,414
POST-TMI-2 ADDITIONS	38,923	0	0	0	0	38,923
HEAVY OBJECT CHARGE						0
SITE AVAILABILITY CHARGES (3.5 YRS)						551,256
SUBTOTAL BWR COSTS	1,063,289	3,698,920	756,174	282,228,581	63,250,478	351,548,698
TAXES & FEES (% OF CHARGES)						12,396,823
TAXES & FEES (\$/CU.FT.)						495,159
ANNUAL PERMIT FEES (3.5 YRS)						140,000
TOTAL BWR COSTS						364,580,680

⁽⁴⁾ GTCC Material: Assumes a low density, distributed packaging scheme and final disposal as LLW. High density packaging, ISFSI storage, and geologic repository disposal could reduce disposal costs.

**Table B.28 Disposition Costs Using Waste Vendors with Burial Costs at the South Carolina Site
(1998 dollars)**

REFERENCE PWR COMPONENT	BASE DISPOSAL CHARGE	CASK HANDLING	CURIE SURCHARGE	DOSE RATE SURCHARGE	WASTE VENDOR CHARGE	DISPOSAL COST
VESSEL WALL	2,379,200	1,140,000	4,560,000	1,142,016	0	9,221,216
VESSEL HEAD & BOTTOM	1,515,780	1,200,000	6,000	0	0	2,721,780
UPPER CORE SUPPORT ASSM	143,100	120,000	3,000	45,792	0	311,892
UPPER SUPPORT COLUMN	132,300	120,000	30,000	42,336	0	324,636
UPPER CORE BARREL	63,000	60,000	240,000	30,240	0	393,240
UPPER CORE GRID PLATE	157,500	150,000	600,000	75,600	0	983,100
GUIDE TUBES	233,100	180,000	30,000	62,937	0	506,037
LOWER CORE BARREL ⁽⁴⁾	1,008,000	960,000	3,840,000	483,840	0	6,291,840
THERMAL SHIELDS ⁽⁴⁾	189,000	180,000	720,000	90,720	0	1,179,720
CORE SHROUD ⁽⁴⁾	108,400	120,000	7,320,000	52,032	0	7,600,432
LOWER GRID PLATE ⁽⁴⁾	38,280	150,000	1,200,000	18,374	0	1,406,654
LOWER SUPPORT COLUMN	39,960	30,000	120,000	19,181	0	209,141
LOWER CORE FORGING	434,160	330,000	750,000	208,397	0	1,722,557
MISC INTERNALS	352,000	240,000	600,000	168,960	0	1,360,960
BIO SHIELD CONCRETE	0	0	0	0	3,235,923	3,235,923
REACTOR CAVITY LINER	172,800	0	3,000	0	0	175,800
REACTOR COOLANT PUMPS	0	0	0	0	1,247,905	1,247,905
PRESSURIZER	0	0	0	0	323,592	323,592
R.Hx,EHx,SUMP PUMP,CAVITY PUMP	0	0	0	0	19,581	19,581
PRESSURIZER RELIEF TANK	0	0	0	0	45,137	45,137
SAFETY INJECTION ACCUM TANKS	0	0	0	0	507,791	507,791
STEAM GENERATORS	0	0	0	0	4,566,800	4,566,800
REACTOR COOLANT PIPING	0	0	0	0	368,394	368,394
REMAINING CONTAM. MATLS	0	0	0	0	6,512,503	6,512,503
CONTAMINATED MATRL OTHR BLD	0	0	0	0	50,100,903	50,100,903
FILTER CARTRIDGES	0	0	0	0	89,610	89,610
SPENT RESINS	0	0	0	0	298,701	298,701
COMBUSTIBLE WASTES	0	0	0	0	896,102	896,102
EVAPORATOR BOTTOMS	3,722,400	2,820,000	11,280,000	508,464	0	18,330,864
POST-TMI-2 ADDITIONS	7,470,863	0	0	0	0	7,470,863
SITE ACCESS FEES, (3 YRS)						615,000
SUBTOTAL PWR COSTS	18,159,843	7,800,000	31,302,000	2,948,889	68,212,943	129,038,675
TAXES AND SURCHARGES						0
TOTAL PWR COSTS						129,038,675

⁽⁴⁾ GTCC Material: Assumes a low density, distributed packaging scheme and final disposal as LLW. High density packaging, ISFSI storage, and geologic repository disposal could reduce disposal costs.

Appendix B

**Table B.28 Disposition Costs Using Waste Vendors with Burial Costs at the South Carolina Site
(1998 dollars)**

REFERENCE BWR COMPONENT	BASE DISPOSAL CHARGE	CASK HANDLING	CURIE SURCHARGE	DOSE RATE SURCHARGE	WASTE VENDOR CHARGE	DISPOSAL COST
STEAM SEPARATOR	146,216	840,000	1,680,000	70,184	0	2,736,400
FUEL SUPPORT & PIECES	64,411	420,000	210,000	30,917	0	725,329
CONTROL RODS/INCORES	191,770	240,000	960,000	92,049	0	1,483,819
CONTROL RODS GUIDES	53,900	360,000	30,000	19,943	0	463,843
JET PUMPS	155,925	1,200,000	2,400,000	74,844	0	3,830,769
TOP FUEL GUIDES	267,120	2,160,000	8,640,000	128,218	0	11,195,338
CORE SUPPORT PLATE	179,080	930,000	195,000	66,260	0	1,370,340
CORE SHROUD ^(a)	522,900	4,200,000	16,800,000	250,992	0	21,773,892
REACTOR VESSEL WALL	113,767	660,000	648,000	42,094	0	1,463,861
SAC SHIELD (NEUTRON ACT. MATL.)	0	0	0	0	1,156,150	1,156,150
REACT. WATER REC	0	0	0	0	370,562	370,562
SAC SHIELD (CONTAM. MATL.)	0	0	0	0	2,994,078	2,994,078
OTHER PRIMARY CONTAINMENT	0	0	0	0	11,999,265	11,999,265
CONTAINM. ATMOSPHERIC	0	0	0	0	48,302	48,302
HIGH PRESSURE CORE SPRAY	0	0	0	0	117,856	117,856
LOW PRESSURE CORE SPRAY	0	0	0	0	42,505	42,505
REACTOR BLDG CLOSED COOLING	0	0	0	0	115,615	115,615
REACTOR CORE ISO COOLING	0	0	0	0	37,532	37,532
RESIDUAL HEAT REMOVAL	0	0	0	0	355,503	355,503
POOL LINER & RACKS	0	0	0	0	1,473,661	1,473,661
CONTAMINATED CONCRETE	0	0	0	0	2,106,991	2,106,991
OTHER REACTOR BUILDING	0	0	0	0	2,625,947	2,625,947
TURBINE	0	0	0	0	7,067,707	7,067,707
NUCLEAR STEAM CONDENSATE	0	0	0	0	934,140	934,140
LOW PRESSURE FEEDWATER HEATERS	0	0	0	0	3,136,896	3,136,896
MAIN STEAM	0	0	0	0	137,178	137,178
MOISTURE SEPARATOR REHEATERS	0	0	0	0	1,773,791	1,773,791
REACTOR FEEDWATER PUMPS	0	0	0	0	466,581	466,581
HIGH PRESSURE FEEDWATER HEATERS	0	0	0	0	624,659	624,659
OTHER TG BLDG	0	0	0	0	13,558,135	13,558,135
RAD WASTE BLDG	0	0	0	0	4,630,960	4,630,960
REACTOR BLDG	0	0	0	0	3,303,554	3,303,554
TG BLDG	0	0	0	0	2,173,391	2,173,391
RAD WASTE & CONTROL	0	0	0	0	1,999,520	1,999,520
CONCENTRATOR BOTTOMS	15,297,858	6,750,000	27,000,000	2,072,350	0	51,120,208
OTHER	4,147,419	1,830,000	287,700	103,346	0	6,368,465
POST-TMI-2 ADDITIONS	610,611	0	0	0	0	610,611
SITE ACCESS FEES, (3.5 YRS)						717,500
SUBTOTAL BWR COSTS	21,750,978	19,590,000	58,850,700	2,951,196	63,250,478	167,110,852
TAXES AND SURCHARGES						0
TOTAL BWR COSTS						167,110,852

^(a) GTCC Material: Assumes a low density, distributed packaging scheme and final disposal as LLW. High density packaging, ISFSI storage, and geologic repository disposal could reduce disposal costs.

References

1. Konzek, G. J., and R. I. Smith, "Technology, Safety and Costs of Decommissioning a Reference Pressurized Water Reactor Power Station - Technical Support for Decommissioning Matters Related to Preparation of the Final Decommissioning Rule," (Report prepared by Pacific Northwest Laboratory, Richland, Washington), NUREG/CR-0130, Addendum 4, U.S. Nuclear Regulatory Commission, July 1988.
2. Konzek, G. J., and R. I. Smith, "Technology, Safety and Costs of Decommissioning a Reference Boiling Water Reactor Power Station - Technical Support for Decommissioning Matters Related to Preparation of the Final Decommissioning Rule," (Report prepared by Pacific Northwest Laboratory, Richland, Washington), NUREG/CR-0672, Addendum 3, U.S. Nuclear Regulatory Commission, July 1988.

Appendix C

Bureau of Labor Statistics on the Internet

Appendix C

Bureau of Labor Statistics on the Internet

For use in the adjustment formula in Chapter 3, the labor indexes for the third quarter of 2004 and the producer price indexes for July 2004 were obtained from the Bureau of Labor Statistics (BLS) data on the Internet.

These dates were chosen to agree, to the extent possible, with the effective dates of the waste burial rate schedules. Instructions for accessing and obtaining the specific indexes used in this report follow below.

Bureau of Labor Statistics Internet Data Page

To obtain reports of producer price indexes and labor indexes, proceed as follows:

1. Enter the URL: <http://www.bls.gov/data/>
2. Click on the item labeled *Series Report*.
3. In the box labeled *Enter series id(s) below*, type in the following six series ids, one id per line:

<u>Series ID</u>	<u>Producer Price Indexes</u>
wpu0543	(Industrial electric power -- used in calculation of P_x , per Section 3.2)
wpu0573	(Light fuel oils -- used in calculation of F_x per Section 3.2)

	<u>Labor Indexes (Used in the calculation of L_x, per Section 3.1)</u>
ecu13102i	(Total compensation, private industry, Northeast region)
ecu13202i	(Total compensation, private industry, South region)
ecu13302i	(Total compensation, private industry, Midwest region)
ecu13402i	(Total compensation, private industry, West region)

4. In the box labeled *Year(s) to report for*, select the years you want.
5. Click on the button labeled *Retrieve Data* and the six tables of data you requested will be displayed.

BIBLIOGRAPHIC DATA SHEET

(See instructions on the reverse)

NUREG-1307,
Revision 11

2. TITLE AND SUBTITLE

Report on Waste Burial Charges:
Changes in Decommissioning Waste Disposal Costs
at Low-Level Waste Burial Facilities

3. DATE REPORT PUBLISHED

MONTH

YEAR

June

2005

4. FIN OR GRANT NUMBER

5. AUTHOR(S)

Pacific Northwest National Laboratory, Richland, WA 99352:
Mark C. Bierschbach, Steven M. Short

US Nuclear Regulatory Commission: Thomas L. Fredrichs, Project Manager

6. TYPE OF REPORT

Technical

7. PERIOD COVERED (Inclusive Dates)

8. PERFORMING ORGANIZATION - NAME AND ADDRESS (If NRC, provide Division, Office or Region, U.S. Nuclear Regulatory Commission, and mailing address; if contractor, provide name and mailing address.)

Pacific Northwest National Laboratory
902 Battelle Boulevard
PO Box 999
Richland, WA 99352

9. SPONSORING ORGANIZATION - NAME AND ADDRESS (If NRC, type "Same as above"; if contractor, provide NRC Division, Office or Region, U.S. Nuclear Regulatory Commission, and mailing address.)

Division of Waste Management and Environmental Protection
Office of Nuclear Material Safety and Safeguards
U.S. Nuclear Regulatory Commission
Washington, DC 20555-0001

10. SUPPLEMENTARY NOTES

Supersedes NUREG-1307, Revision 10, dated October 2002

11. ABSTRACT (200 words or less)

A requirement placed upon nuclear power reactor licensees by the U.S. Nuclear Regulatory Commission (NRC) is that licensees must annually adjust the estimate of the cost of decommissioning their plants, in dollars of the current year, as part of the process to provide reasonable assurance that adequate funds for decommissioning will be available when needed. This report, which is revised periodically, explains the formula that is acceptable to the NRC for determining the minimum decommissioning fund requirements for nuclear power plants. The sources of information used in the formula are identified, and the values developed for the estimation of radioactive waste burial/disposition costs, by site and by year, are given. Licensees may use the formula, coefficients, and burial/disposition adjustment factors from this report in their cost analyses, or they may use adjustment factors derived from any methodology that results in a total cost estimate of no less than the amount estimated by using the parameters presented in this report.

12. KEY WORDS/DESCRIPTORS (List words or phrases that will assist researchers in locating the report.)

waste burial
decommissioning
cost estimate
10 CFR 50.75(c)(2)

13. AVAILABILITY STATEMENT

unlimited

14. SECURITY CLASSIFICATION

(This Page)

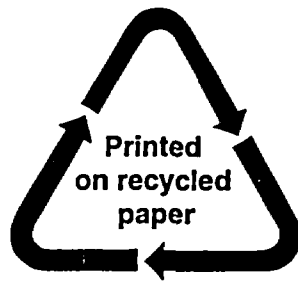
unclassified

(This Report)

unclassified

15. NUMBER OF PAGES

16. PRICE



Federal Recycling Program

**UNITED STATES
NUCLEAR REGULATORY COMMISSION
WASHINGTON, DC 20555-0001**

OFFICIAL BUSINESS