
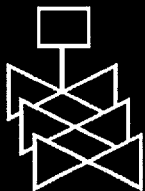


# Owners of Nuclear Power Plants



**Oak Ridge National Laboratory**



**U.S. Nuclear Regulatory Commission  
Office of Nuclear Reactor Regulation  
Washington, DC 20555-0001**



## AVAILABILITY OF REFERENCE MATERIALS IN NRC PUBLICATIONS

### NRC Reference Material

As of November 1999, you may electronically access NUREG-series publications and other NRC records at NRC's Public Electronic Reading Room at [www.nrc.gov/NRC/ADAMS/index.html](http://www.nrc.gov/NRC/ADAMS/index.html).

Publicly released records include, to name a few, NUREG-series publications; *Federal Register* notices; applicant, licensee, and vendor documents and correspondence; NRC correspondence and internal memoranda; bulletins and information notices; inspection and investigative reports; licensee event reports; and Commission papers and their attachments.

NRC publications in the NUREG series, NRC regulations, and *Title 10, Energy*, in the Code of *Federal Regulations* may also be purchased from one of these two sources.

1. The Superintendent of Documents  
U.S. Government Printing Office  
Mail Stop SSOP  
Washington, DC 20402-0001  
Internet: [bookstore.gpo.gov](http://bookstore.gpo.gov)  
Telephone: 202-512-1800  
Fax: 202-512-2250
2. The National Technical Information Service  
Springfield, VA 22161-0002  
[www.ntis.gov](http://www.ntis.gov)  
1-800-553-6847 or, locally, 703-605-6000

A single copy of each NRC draft report for comment is available free, to the extent of supply, upon written request as follows:

Address: Office of the Chief Information Officer,  
Reproduction and Distribution  
Services Section  
U.S. Nuclear Regulatory Commission  
Washington, DC 20555-0001  
E-mail: [DISTRIBUTION@nrc.gov](mailto:DISTRIBUTION@nrc.gov)  
Facsimile: 301-415-2289

Some publications in the NUREG series that are posted at NRC's Web site address [www.nrc.gov/NRC/NUREGS/indexnum.html](http://www.nrc.gov/NRC/NUREGS/indexnum.html) are updated periodically and may differ from the last printed version. Although references to material found on a Web site bear the date the material was accessed, the material available on the date cited may subsequently be removed from the site.

### Non-NRC Reference Material

Documents available from public and special technical libraries include all open literature items, such as books, journal articles, and transactions, *Federal Register* notices, Federal and State legislation, and congressional reports. Such documents as theses, dissertations, foreign reports and translations, and non-NRC conference proceedings may be purchased from their sponsoring organization.

Copies of industry codes and standards used in a substantive manner in the NRC regulatory process are maintained at—

The NRC Technical Library  
Two White Flint North  
11545 Rockville Pike  
Rockville, MD 20852-2738

These standards are available in the library for reference use by the public. Codes and standards are usually copyrighted and may be purchased from the originating organization or, if they are American National Standards, from—

American National Standards Institute  
11 West 42<sup>nd</sup> Street  
New York, NY 10036-8002  
[www.ansi.org](http://www.ansi.org)  
212-642-4900

Legally binding regulatory requirements are stated only in laws; NRC regulations; licenses, including technical specifications; or orders, not in NUREG-series publications. The views expressed in contractor-prepared publications in this series are not necessarily those of the NRC.

The NUREG series comprises (1) technical and administrative reports and books prepared by the staff (NUREG-XXXX) or agency contractors (NUREG/CR-XXXX), (2) proceedings of conferences (NUREG/CP-XXXX), (3) reports resulting from international agreements (NUREG/IA-XXXX), (4) brochures (NUREG/BR-XXXX), and (5) compilations of legal decisions and orders of the Commission and Atomic and Safety Licensing Boards and of Directors' decisions under Section 2.206 of NRC's regulations (NUREG-0750).

**DISCLAIMER:** This report was prepared as an account of work sponsored by an agency of the U.S. Government. Neither the U.S. Government nor any agency thereof, nor any employee, makes any warranty, expressed or implied, or assumes any legal liability or responsibility for any third party's use, or the results of such use, of any information, apparatus, product, or process disclosed in this publication, or represents that its use by such third party would not infringe privately owned rights.

# Owners of Nuclear Power Plants

---

---

Manuscript Completed: September 2001  
Date Published: March 2002

Prepared by  
R. L. Reid, V. S. White

Oak Ridge National Laboratory  
Managed by UT-Battelle, LLC  
P.O. Box 2009  
Oak Ridge, TN 37831-8051

R. Wood, NRC Technical Monitor

Prepared for  
**Division of Regulatory Improvement Programs**  
**Office of Nuclear Reactor Regulation**  
**U.S. Nuclear Regulatory Commission**  
**Washington, DC 20555-0001**  
**NRC Job Code J2436**



## ABSTRACT

Commercial nuclear power plants in this country can be owned by a number of separate entities, each with varying ownership proportions. Each of these owners may, in turn, have a parent/subsidiary relationship to other companies. In addition, the operator of the plant may be a different entity as well. This report provides a compilation on the owners/operators for all commercial power reactors in the United States. While the utility industry is currently experiencing changes in organizational structure which may affect nuclear plant ownership, the data in this report is current as of August 2001. The report is divided into sections representing different aspects of nuclear plant ownership.

## CONTENTS

	<u>Page</u>
ABSTRACT .....	iii
LIST OF TABLES .....	vii
ACKNOWLEDGMENTS .....	ix
1 INTRODUCTION .....	1
2 NUCLEAR POWER PLANT PERCENTAGE OWNERSHIP ORDERED BY PLANT NAME .....	3
3 NUCLEAR POWER PLANT PERCENTAGE OWNERSHIP ORDERED BY UTILITY NAME .....	17
4 UTILITY/COMPANY RELATIONSHIPS ORDERED BY PARENT/HOLDING COMPANY .....	29
5 UTILITY/COMPANY RELATIONSHIPS ORDERED BY SUBSIDIARY .....	37
6 NUCLEAR POWER PLANTS LISTED BY OPERATOR .....	47
7 NUCLEAR POWER PLANT OPERATORS LISTED BY PLANT NAME .....	53
8 NUCLEAR POWER PLANTS LISTED BY STATE .....	59
9 OWNERSHIP NOTES .....	67
10 NUCLEAR POWER PLANT OPERATOR WEB SITES .....	71
11 REFERENCES .....	75

## LIST OF TABLES

<u>Table</u>		<u>Page</u>
1.	Nuclear Power Plant Percentage Ownership by Plant .....	5
2.	Nuclear Power Plant Percentage Ownership by Utility .....	19
3.	Utility/Company Relationships by Parent/Holding Company .....	31
4.	Utility/Company Relationships by Subsidiary .....	39
5.	Nuclear Power Plants Listed by Operator .....	49
6.	Nuclear Power Plant Operators Listed by Plant .....	55
7.	Nuclear Power Plants by State .....	61
8.	Ownership Notes .....	69
9.	Nuclear Power Plant Operator Web Sites .....	73

## **ACKNOWLEDGMENTS**

The authors wish to thank the utility company personnel who were contacted in order to assist in determining and/or confirming the ownership data contained in this report. The authors also wish to thank Amy Bush for her assistance in compiling the ownership data and preparing the report tables. In addition, the authors express their appreciation to Robert Wood, Technical Monitor, Division of Reactor Improvement Programs, Office of Nuclear Reactor Regulation, U.S. Nuclear Regulatory Commission, for his insight and guidance.

## 1 INTRODUCTION

Commercial nuclear power plants in this country can be owned by a number of separate entities, each with varying ownership proportions. Each of these owners may, in turn, have a parent/subsidiary relationship to other companies. In addition, the operator of the plant may be a different entity as well. This report provides a compilation on the owners/operators for all commercial power reactors in the United States. While the utility industry is currently experiencing changes in organizational structure which may affect nuclear plant ownership, the data in this report is current as of August 2001. The report is divided into sections representing different aspects of nuclear plant ownership.



2 NUCLEAR POWER PLANT PERCENTAGE  
OWNERSHIP ORDERED  
BY PLANT NAME

**Table 1. Nuclear Power Plant Percentage Ownership by Plant**

Plant Name	Location	Operating Status	Ownership	Ownership Percentage
Arkansas Nuclear One, Units 1 & 2	Arkansas	FPL	Entergy Arkansas, Inc.	100.0
Arnold (Duane) Energy Center	Iowa	FPL	Alliant Energy-IES Utilities	70.0
			Central Iowa Power Cooperative	20.0
			Corn Belt Power Cooperative	10.0
Beaver Valley Power Station, Unit 1	Pennsylvania	FPL	Pennsylvania Power Company	65.0
			Ohio Edison Company	35.0
Beaver Valley Power Station, Unit 2	Pennsylvania	FPL	Ohio Edison Company	41.88
			Cleveland Electric Illuminating Company	24.47
			Toledo Edison Company	19.91
			Pennsylvania Power Company	13.74
Bellefonte Nuclear Plant, Units 1 & 2	Alabama	CDH	Tennessee Valley Authority	100.0
Big Rock Point Nuclear Plant	Michigan	POL	Consumers Energy	100.0
Braidwood Station, Units 1 & 2	Illinois	FPL	Exelon Generation	100.0
Browns Ferry Nuclear Power Station, Unit 1	Alabama	SDUR	Tennessee Valley Authority	100.0
Browns Ferry Nuclear Power Station, Units 2 & 3	Alabama	FPL	Tennessee Valley Authority	100.0
Brunswick Steam Electric Plant, Units 1 & 2	North Carolina	FPL	Carolina Power & Light Company	81.67
			North Carolina Eastern Municipal Power Agency	18.33
Byron Station, Units 1 & 2	Illinois	FPL	Exelon Generation	100.0

5

NUREG/CR-6500, Rev. 2

**Table 1. Nuclear Power Plant Percentage Ownership by Plant**

Plant Name	Location	Operating Status	Ownership	Ownership Percentage
Callaway Plant	Missouri	FPL	AmerenUE	100.0
Calvert Cliffs Nuclear Power Plant, Units 1 & 2	Maryland	FPL	Constellation Nuclear	100.0
Catawba Nuclear Station, Unit 1	South Carolina	FPL	North Carolina Electric Membership Corporation	56.25
			Duke Energy Corporation	25.0
			Saluda River Electric Cooperative	18.75
Catawba Nuclear Station, Unit 2	South Carolina	FPL	North Carolina Eastern Municipal Power Agency	75.0
			Piedmont Municipal Power Agency	25.0
Clinton Power Station	Illinois	FPL	AmerGen Energy Company	100.0
Columbia Generating Station (Formerly WNP-2)	Washington	FPL	Energy Northwest	100.0
Comanche Peak Steam Electric Station, Units 1 & 2	Texas	FPL	TXU Electric Company	100.0
Cook (Donald C.) Nuclear Power Plant, Units 1 & 2	Michigan	FPL	Indiana Michigan Power Company	100.0
Cooper Nuclear Station	Nebraska	FPL	Nebraska Public Power District	100.0
Crystal River Nuclear Plant, Unit 3	Florida	FPL	Florida Power Corporation	91.7806
			Seminole Electric Cooperative, Inc.	1.6994
			Orlando Utilities Commission	1.6015
			Gainesville (City of) Regional Utilities	1.4079
			Ocala (City of) Utilities Division	1.3333
			Leesburg (City of) Municipal Electric Department	0.8244

**Table 1. Nuclear Power Plant Percentage Ownership by Plant**

Plant Name	Location	Operating Status	Ownership	Ownership Percentage
Crystal River Nuclear Plant, Unit 3	Florida	FPL	Kissimmee (City of) Utilities	0.6754
			New Smyrna Beach Utilities Commission	0.5608
			Alachua (City of) Electric Department	0.0779
			Bushnell (City of) Utility Department	0.0388
Davis-Besse Nuclear Power Station	Ohio	FPL	Cleveland Electric Illuminating Company	51.38
			Toledo Edison Company	48.62
Diablo Canyon Nuclear Power Plant, Units 1 & 2	California	FPL	Pacific Gas & Electric Company	100.0
Dresden Nuclear Power Station, Unit 1	Illinois	POL	Exelon Generation	100.0
Dresden Nuclear Power Station, Units 2 & 3	Illinois	FPL	Exelon Generation	100.0
Farley (Joseph M.) Nuclear Plant, Units 1 & 2	Alabama	FPL	Alabama Power Company	100.0
Fermi (Enrico) Atomic Power Plant, Unit 1	Michigan	POL	Power Reactor Development Company	100.0
Fermi (Enrico) Atomic Power Plant, Unit 2	Michigan	FPL	Detroit Edison Company	100.0
Fitzpatrick (James A.) Nuclear Power Plant	New York	FPL	Entergy Nuclear Fitzpatrick, LLC	100.0
Fort Calhoun Station	Nebraska	FPL	Omaha Public Power District	100.0
Ginna (Robert E.) Nuclear Power Plant	New York	FPL	Rochester Gas & Electric Corporation	100.0
Grand Gulf Nuclear Station	Mississippi	FPL	System Energy Resources, Inc.	90.0
			South Mississippi Electric Power Association	10.0
Haddam Neck (Connecticut Yankee) Plant	Connecticut	POL	Connecticut Yankee Atomic Power Company	100.0

7  
 NUREG/CR-6500, Rev. 2

**Table 1. Nuclear Power Plant Percentage Ownership by Plant**

Plant Name	Location	Operating Status	Ownership	Ownership Percentage
Harris (Shearon) Nuclear Power Plant	North Carolina	FPL	Carolina Power & Light Company	83.83
			North Carolina Eastern Municipal Power Agency	16.17
Hatch (Edwin I.) Nuclear Plant, Units 1 & 2	Georgia	FPL	Georgia Power Company	50.1
			Oglethorpe Power Corporation	30.0
			Municipal Electric Authority of Georgia	17.7
			Dalton Water & Light Sinking Fund Commission	2.2
Hope Creek Nuclear Generating Station	New Jersey	FPL	PSEG Nuclear, LLC	100.0
Humboldt Bay Power Plant, Unit 3	California	POL	Pacific Gas & Electric Company	100.0
Indian Point, Unit 1	New York	POL	Consolidated Edison Company of New York	100.0
Indian Point, Unit 2	New York	FPL	Consolidated Edison Company of New York	100.0
Indian Point, Unit 3	New York	FPL	Entergy Nuclear Indian Point 3, LLC	100.0
Kewaunee Nuclear Power Plant	Wisconsin	FPL	Wisconsin Public Service Corporation	41.2
			Alliant Energy-WP&L	41.0
			Madison Gas & Electric Company	17.8
LaCrosse (Genoa) Nuclear Generating Station	Wisconsin	POL	Dairyland Power Cooperative	100.0
LaSalle County Station, Units 1 & 2	Illinois	FPL	Exelon Generation	100.0
Limerick Generating Station, Units 1 & 2	Pennsylvania	FPL	Exelon Generation	100.0

**Table 1. Nuclear Power Plant Percentage Ownership by Plant**

Plant Name	Location	Operating Status	Ownership	Ownership Percentage
Maine Yankee Atomic Power Station	Maine	POL	Maine Yankee Atomic Power Company	100.0
McGuire (William B.) Nuclear Station, Units 1 & 2	North Carolina	FPL	Duke Energy Corporation	100.0
Millstone Nuclear Power Station, Unit 1	Connecticut	POL	Dominion Nuclear Connecticut, Inc.	100.0
Millstone Nuclear Power Station, Unit 2	Connecticut	FPL	Dominion Nuclear Connecticut, Inc.	100.0
Millstone Nuclear Power Station, Unit 3	Connecticut	FPL	Dominion Nuclear Connecticut, Inc.	93.47
			Massachusetts Municipal Wholesale Electric Company	4.8
			Central Vermont Public Service Corporation	1.73
Monticello Nuclear Generating Plant	Minnesota	FPL	Northern States Power Company	100.0
Nine Mile Point Nuclear Station, Unit 1	New York	FPL	Niagara Mohawk Power Corporation	100.0
Nine Mile Point Nuclear Station, Unit 2	New York	FPL	Niagara Mohawk Power Corporation	41.0
			Long Island Power Authority	18.0
			New York State Electric & Gas Corporation	18.0
			Rochester Gas & Electric Corporation	14.0
			Central Hudson Gas & Electric Corporation	9.0
North Anna Power Station, Units 1 & 2	Virginia	FPL	Dominion Energy, LLC	88.4
			Old Dominion Electric Cooperative	11.6
Oconee Nuclear Station, Units 1-3	South Carolina	FPL	Duke Energy Corporation	100.0

9

NUREG/CR-6500, Rev. 2

Table 1. Nuclear Power Plant Percentage Ownership by Plant

Plant Name	Location	Operating Status	Ownership	Ownership Percentage
Oyster Creek Nuclear Power Plant	New Jersey	FPL	AmerGen Energy Company	100.0
Palisades Nuclear Plant	Michigan	FPL	Consumers Energy	100.0
Palo Verde Nuclear Generating Station, Units 1-3	Arizona	FPL	Arizona Public Service Company	29.1
			Salt River Project Agricultural Improvement & Power District	17.49
			Southern California Edison Company	15.8
			El Paso Electric Company	15.8
			Public Service Company of New Mexico	10.2
			Southern California Public Power Authority	5.91
			Los Angeles Department of Water & Power	5.7
Pathfinder Atomic Plant	South Dakota	P30	Northern States Power Company	100.0
Peach Bottom Atomic Power Station, Unit 1	Pennsylvania	POL	Exelon Generation	100.0
Peach Bottom Atomic Power Station, Units 2 & 3	Pennsylvania	FPL	PSEG Nuclear, LLC	50.0
			Exelon Generation	50.0
Perry Nuclear Power Plant	Ohio	FPL	Cleveland Electric Illuminating Company	44.85
			Ohio Edison Company	30.0
			Toledo Edison Company	19.91
			Pennsylvania Power Company	5.24
Pilgrim Station	Massachusetts	FPL	Entergy Nuclear Generation Co.	100.0

**Table 1. Nuclear Power Plant Percentage Ownership by Plant**

Plant Name	Location	Operating Status	Ownership	Ownership Percentage
Point Beach Nuclear Plant, Units 1 & 2	Wisconsin	FPL	Wisconsin Electric Power Company	100.0
Prairie Island Nuclear Plant, Units 1 & 2	Minnesota	FPL	Northern States Power Company	100.0
Quad Cities Station, Units 1 & 2	Illinois	FPL	Exelon Generation	75.0
			MidAmerican Energy Holdings Company	25.0
Rancho Seco Nuclear Generating Station	California	POL	Sacramento Municipal Utility District	100.0
River Bend Station	Louisiana	FPL	Entergy Gulf States, Inc.	100.0
Robinson (H. B.) Plant, Unit 2	South Carolina	FPL	Carolina Power & Light Company	100.0
Salem Nuclear Generating Station, Units 1 & 2	New Jersey	FPL	PSEG Nuclear, LLC	57.41
			Exelon Generation	42.59
San Onofre Nuclear Generating Station, Unit 1	California	POL	Southern California Edison Company	80.0
			San Diego Gas & Electric Company	20.0
San Onofre Nuclear Generating Station, Units 2 & 3	California	FPL	Southern California Edison Company	75.05
			San Diego Gas & Electric Company	20.0
			Anaheim Public Utilities Department	3.16
			Riverside Utilities Department	1.79
Saxton Nuclear Experimental Reactor Project	Pennsylvania	POL	GPU, Inc.	100.0

11

NUREG/CR-6500, Rev. 2



**Table 1. Nuclear Power Plant Percentage Ownership by Plant**

Plant Name	Location	Operating Status	Ownership	Ownership Percentage
Seabrook Nuclear Power Station	New Hampshire	FPL	North Atlantic Energy Corporation	35.98201
			United Illuminating Company	17.5
			Great Bay Power Corporation	12.1324
			Massachusetts Municipal Wholesale Electric Company	11.5934
			New England Power Company	9.95766
			Connecticut Light & Power Company	4.05985
			Canal Electric Company	3.52317
			Little Bay Power Corporation	2.89989
			New Hampshire Electric Cooperative, Inc.	2.17391
			Taunton Municipal Light Plant	0.10034
			Hudson Light & Power Department	0.07737
Sequoyah Nuclear Plant, Units 1 & 2	Tennessee	FPL	Tennessee Valley Authority	100.0
South Texas Project, Units 1 & 2	Texas	FPL	Reliant Energy HL&P	30.8
			City Public Service of San Antonio	28.0
			AEP-Central Power & Light	25.2
			Austin Energy	16.0
St. Lucie Plant, Unit 1	Florida	FPL	Florida Power & Light Company	100.0

**Table 1. Nuclear Power Plant Percentage Ownership by Plant**

Plant Name	Location	Operating Status	Ownership	Ownership Percentage
St. Lucie Plant, Unit 2	Florida	FPL	Florida Power & Light Company	85.10449
			Florida Municipal Power Agency	8.806
			Orlando Utilities Commission	6.08951
Summer (Virgil C.) Nuclear Station	South Carolina	FPL	South Carolina Electric & Gas Company	66.667
			South Carolina Public Service Authority	33.333
Surry Power Station, Units 1 & 2	Virginia	FPL	Dominion Energy, LLC	100.0
Susquehanna Steam Electric Station, Units 1 & 2	Pennsylvania	FPL	PPL Generation	90.0
			Allegheny Electric Cooperative, Inc.	10.0
Three Mile Island Nuclear Station, Unit 1	Pennsylvania	FPL	AmerGen Energy Company	100.0
Three Mile Island Nuclear Station, Unit 2	Pennsylvania	POL	Metropolitan Edison Company	50.0
			Pennsylvania Electric Company	25.0
			Jersey Central Power & Light Company	25.0
Trojan Nuclear Plant	Oregon	POL	Portland General Electric Company	67.5
			Eugene Water & Electric Board	30.0
			Pacific Power & Light Company	2.5
Turkey Point Station, Unit 3 & 4	Florida	FPL	Florida Power & Light Company	100.0
Vallecitos Boiling Water Reactor	California	POL	General Electric Company	100.0

13

NUREG/CR-6500, Rev. 2

**Table 1. Nuclear Power Plant Percentage Ownership by Plant**

Plant Name	Location	Operating Status	Ownership	Ownership Percentage
Vermont Yankee Nuclear Power Station	Vermont	FPL	Vermont Yankee Nuclear Power Corporation	100.0
Vogtle (Alvin W.) Nuclear Plant, Units 1 & 2	Georgia	FPL	Georgia Power Company	45.7
			Oglethorpe Power Corporation	30.0
			Municipal Electric Authority of Georgia	22.7
			Dalton Water & Light Sinking Fund Commission	1.6
Waterford Generating Station, Unit 3	Louisiana	FPL	Entergy Louisiana, Inc.	100.0
Watts Bar Nuclear Plant, Unit 1	Tennessee	FPL	Tennessee Valley Authority	100.0
Watts Bar Nuclear Plant, Unit 2	Tennessee	CDH	Tennessee Valley Authority	100.0
WNP-1	Washington	CDH	Energy Northwest	100.0
WNP-3	Washington	CDH	Energy Northwest	70.0
			Portland General Electric Company	10.0
			Pacific Power & Light Company	10.0
			Puget Sound Energy	5.0
			Avista Utilities	5.0
Wolf Creek Generating Station	Kansas	FPL	Kansas Gas & Electric Company	47.0
			Kansas City Power & Light Company	47.0
			Kansas Electric Power Cooperative, Inc.	6.0

**Table 1. Nuclear Power Plant Percentage Ownership by Plant**

Plant Name	Location	Operating Status	Ownership	Ownership Percentage
Yankee Nuclear Power Station	Massachusetts	POL	Yankee Atomic Electric Company	100.0
Zion Nuclear Plant, Units 1 & 2	Illinois	POL	Exelon Generation	100.0

3 NUCLEAR POWER PLANT PERCENTAGE  
OWNERSHIP ORDERED  
BY UTILITY NAME

**Table 2. Nuclear Power Plant Percentage Ownership by Utility**

Utility	Plant Name	Ownership Percentage
AEP-Central Power & Light	South Texas Project, Units 1 & 2	25.2
Alabama Power Company	Farley (Joseph M.) Nuclear Plant, Units 1 & 2	100.0
Alachua (City of) Electric Department	Crystal River Nuclear Plant, Unit 3	0.0779
Allegheny Electric Cooperative, Inc.	Susquehanna Steam Electric Station, Units 1 & 2	10.0
Alliant Energy-IES Utilities	Arnold (Duane) Energy Center	70.0
Alliant Energy-WP&L	Kewaunee Nuclear Power Plant	41.0
AmerenUE	Callaway Plant	100.0
AmerGen Energy Company	Clinton Power Station	100.0
	Oyster Creek Nuclear Power Plant	100.0
	Three Mile Island Nuclear Station, Unit 1	100.0
Anaheim Public Utilities Department	San Onofre Nuclear Generating Station, Units 2 & 3	3.16
Arizona Public Service Company	Palo Verde Nuclear Generating Station, Units 1-3	29.1
Austin Energy	South Texas Project, Units 1 & 2	16.0
Avista Utilities	WNP-3	5.0
Bushnell (City of) Utility Department	Crystal River Nuclear Plant, Unit 3	0.0388
Canal Electric Company	Seabrook Nuclear Power Station	3.52317
Carolina Power & Light Company	Brunswick Steam Electric Plant, Units 1 & 2	81.67
	Harris (Shearon) Nuclear Power Plant	83.83

19

NUREG/CR-6500, Rev. 2

**Table 2. Nuclear Power Plant Percentage Ownership by Utility**

Utility	Plant Name	Ownership Percentage
Carolina Power & Light Company	Robinson (H. B.) Plant, Unit 2	100.0
Central Hudson Gas & Electric Corporation	Nine Mile Point Nuclear Station, Unit 2	9.0
Central Iowa Power Cooperative	Arnold (Duane) Energy Center	20.0
Central Vermont Public Service Corporation	Millstone Nuclear Power Station, Unit 3	1.73
City Public Service of San Antonio	South Texas Project, Units 1 & 2	28.0
Cleveland Electric Illuminating Company	Beaver Valley Power Station, Unit 2	24.47
	Davis-Besse Nuclear Power Station	51.38
	Perry Nuclear Power Plant	44.85
Connecticut Light & Power Company	Seabrook Nuclear Power Station	4.05985
Connecticut Yankee Atomic Power Company	Haddam Neck (Connecticut Yankee) Plant	100.0
Consolidated Edison Company of New York	Indian Point, Unit 1	100.0
	Indian Point, Unit 2	100.0
Constellation Nuclear	Calvert Cliffs Nuclear Power Plant, Units 1 & 2	100.0
Consumers Energy	Big Rock Point Nuclear Plant	100.0
	Palisades Nuclear Plant	100.0
Corn Belt Power Cooperative	Arnold (Duane) Energy Center	10.0
Dairyland Power Cooperative	LaCrosse (Genoa) Nuclear Generating Station	100.0

**Table 2. Nuclear Power Plant Percentage Ownership by Utility**

Utility	Plant Name	Ownership Percentage
Dalton Water & Light Sinking Fund Commission	Hatch (Edwin I.) Nuclear Plant, Units 1 & 2	2.2
	Vogtle (Alvin W.) Nuclear Plant, Units 1 & 2	1.6
Detroit Edison Company	Fermi (Enrico) Atomic Power Plant, Unit 2	100.0
Dominion Energy, LLC	North Anna Power Station, Units 1 & 2	88.4
	Surry Power Station, Units 1 & 2	100.0
Dominion Nuclear Connecticut, Inc.	Millstone Nuclear Power Station, Unit 1	100.0
	Millstone Nuclear Power Station, Unit 2	100.0
	Millstone Nuclear Power Station, Unit 3	93.47
21 Duke Energy Corporation	Catawba Nuclear Station, Unit 1	25.0
	McGuire (William B.) Nuclear Station, Units 1 & 2	100.0
	Oconee Nuclear Station, Units 1-3	100.0
El Paso Electric Company	Palo Verde Nuclear Generating Station, Units 1-3	15.8
Energy Northwest	Columbia Generating Station (Formerly WNP-2)	100.0
	WNP-1	100.0
	WNP-3	70.0
Entergy Arkansas, Inc.	Arkansas Nuclear One, Units 1 & 2	100.0
Entergy Gulf States, Inc.	River Bend Station	100.0
Entergy Louisiana, Inc.	Waterford Generating Station, Unit 3	100.0



**Table 2. Nuclear Power Plant Percentage Ownership by Utility**

Utility	Plant Name	Ownership Percentage	
Entergy Nuclear Fitzpatrick, LLC	Fitzpatrick (James A.) Nuclear Power Plant	100.0	
Entergy Nuclear Generation Company	Pilgrim Station	100.0	
Entergy Nuclear Indian Point 3, LLC	Indian Point, Unit 3	100.0	
Eugene Water & Electric Board	Trojan Nuclear Plant	30.0	
Exelon Generation	Braidwood Station, Units 1 & 2	100.0	
	Byron Station, Units 1 & 2	100.0	
	Dresden Nuclear Power Station, Unit 1	100.0	
	Dresden Nuclear Power Station, Units 2 & 3	100.0	
	LaSalle County Station, Units 1 & 2	100.0	
	Limerick Generating Station, Units 1 & 2	100.0	
	Peach Bottom Atomic Power Station, Unit 1	100.0	
	Peach Bottom Atomic Power Station, Units 2 & 3	50.0	
	Quad Cities Station, Units 1 & 2	75.0	
	Salem Nuclear Generating Station, Units 1 & 2	42.59	
	Zion Nuclear Plant, Units 1 & 2	100.0	
	Florida Municipal Power Agency	St. Lucie Plant, Unit 2	8.806
	Florida Power & Light Company	St. Lucie Plant, Unit 1	100.0
St. Lucie Plant, Unit 2		85.10449	

**Table 2. Nuclear Power Plant Percentage Ownership by Utility**

Utility	Plant Name	Ownership Percentage
Florida Power & Light Company	Turkey Point Station, Unit 3 & 4	100.0
Florida Power Corporation	Crystal River Nuclear Plant, Unit 3	91.7806
Gainesville (City of) Regional Utilities	Crystal River Nuclear Plant, Unit 3	1.4079
General Electric Company	Vallecitos Boiling Water Reactor	100.0
Georgia Power Company	Hatch (Edwin I.) Nuclear Plant, Units 1 & 2	50.1
	Vogtle (Alvin W.) Nuclear Plant, Units 1 & 2	45.7
GPU, Inc.	Saxton Nuclear Experimental Reactor Project	100.0
Great Bay Power Corporation	Seabrook Nuclear Power Station	12.1324
23 Hudson Light & Power Department	Seabrook Nuclear Power Station	0.07737
Indiana Michigan Power Company	Cook (Donald C.) Nuclear Power Plant, Units 1 & 2	100.0
Jersey Central Power & Light Company	Three Mile Island Nuclear Station, Unit 2	25.0
Kansas City Power & Light Company	Wolf Creek Generating Station	47.0
Kansas Electric Power Cooperative, Inc.	Wolf Creek Generating Station	6.0
Kansas Gas & Electric Company	Wolf Creek Generating Station	47.0
Kissimmee (City of) Utilities	Crystal River Nuclear Plant, Unit 3	0.6754
Leesburg (City of) Municipal Electric Department	Crystal River Nuclear Plant, Unit 3	0.8244
Little Bay Power Corporation	Seabrook Nuclear Power Station	2.89989
Long Island Power Authority	Nine Mile Point Nuclear Station, Unit 2	18.0

23

NUREG/CR-6500, Rev. 2

**Table 2. Nuclear Power Plant Percentage Ownership by Utility**

Utility	Plant Name	Ownership Percentage
Los Angeles Department of Water & Power	Palo Verde Nuclear Generating Station, Units 1-3	5.7
Madison Gas & Electric Company	Kewaunee Nuclear Power Plant	17.8
Maine Yankee Atomic Power Company	Maine Yankee Atomic Power Station	100.0
Massachusetts Municipal Wholesale Electric Company	Millstone Nuclear Power Station, Unit 3	4.8
	Seabrook Nuclear Power Station	11.5934
Metropolitan Edison Company	Three Mile Island Nuclear Station, Unit 2	50.0
MidAmerican Energy Holdings Company	Quad Cities Station, Units 1 & 2	25.0
Municipal Electric Authority of Georgia	Hatch (Edwin I.) Nuclear Plant, Units 1 & 2	17.7
	Vogtle (Alvin W.) Nuclear Plant, Units 1 & 2	22.7
Nebraska Public Power District	Cooper Nuclear Station	100.0
New England Power Company	Seabrook Nuclear Power Station	9.95766
New Hampshire Electric Cooperative, Inc.	Seabrook Nuclear Power Station	2.17391
New Smyrna Beach Utilities Commission	Crystal River Nuclear Plant, Unit 3	0.5608
New York State Electric & Gas Corporation	Nine Mile Point Nuclear Station, Unit 2	18.0
Niagara Mohawk Power Corporation	Nine Mile Point Nuclear Station, Unit 1	100.0
	Nine Mile Point Nuclear Station, Unit 2	41.0
North Atlantic Energy Corporation	Seabrook Nuclear Power Station	35.98201

**Table 2. Nuclear Power Plant Percentage Ownership by Utility**

Utility	Plant Name	Ownership Percentage
North Carolina Eastern Municipal Power Agency	Brunswick Steam Electric Plant, Units 1 & 2	18.33
	Catawba Nuclear Station, Unit 2	75.0
	Harris (Shearon) Nuclear Power Plant	16.17
North Carolina Electric Membership Corporation	Catawba Nuclear Station, Unit 1	56.25
Northern States Power Company	Monticello Nuclear Generating Plant	100.0
	Pathfinder Atomic Plant	100.0
	Prairie Island Nuclear Plant, Units 1 & 2	100.0
Ocala (City of) Utilities Division	Crystal River Nuclear Plant, Unit 3	1.3333
Oglethorpe Power Corporation	Hatch (Edwin I.) Nuclear Plant, Units 1 & 2	30.0
	Vogtle (Alvin W.) Nuclear Plant, Units 1 & 2	30.0
Ohio Edison Company	Beaver Valley Power Station, Unit 1	35.0
	Beaver Valley Power Station, Unit 2	41.88
	Perry Nuclear Power Plant	30.0
Old Dominion Electric Cooperative	North Anna Power Station, Units 1 & 2	11.6
Omaha Public Power District	Fort Calhoun Station	100.0
Orlando Utilities Commission	Crystal River Nuclear Plant, Unit 3	1.6015
	St. Lucie Plant, Unit 2	6.08951

25

NUREG/CR-6500, Rev. 2

**Table 2. Nuclear Power Plant Percentage Ownership by Utility**

Utility	Plant Name	Ownership Percentage
Pacific Gas & Electric Company	Diablo Canyon Nuclear Power Plant, Units 1 & 2	100.0
	Humboldt Bay Power Plant, Unit 3	100.0
Pacific Power & Light Company	Trojan Nuclear Plant	2.5
	WNP-3	10.0
Pennsylvania Electric Company	Three Mile Island Nuclear Station, Unit 2	25.0
Pennsylvania Power Company	Beaver Valley Power Station, Unit 1	65.0
	Beaver Valley Power Station, Unit 2	13.74
	Perry Nuclear Power Plant	5.24
Piedmont Municipal Power Agency	Catawba Nuclear Station, Unit 2	25.0
Portland General Electric Company	Trojan Nuclear Plant	67.5
	WNP-3	10.0
Power Reactor Development Company	Fermi (Enrico) Atomic Power Plant, Unit 1	100.0
PPL Generation	Susquehanna Steam Electric Station, Units 1 & 2	90.0
PSEG Nuclear, LLC	Hope Creek Nuclear Generating Station	100.0
	Peach Bottom Atomic Power Station, Units 2 & 3	50.0
	Salem Nuclear Generating Station, Units 1 & 2	57.41
	Palo Verde Nuclear Generating Station, Units 1-3	10.2
Puget Sound Energy	WNP-3	5.0

**Table 2. Nuclear Power Plant Percentage Ownership by Utility**

Utility	Plant Name	Ownership Percentage
Reliant Energy HL&P	South Texas Project, Units 1 & 2	30.8
Riverside Utilities Department	San Onofre Nuclear Generating Station, Units 2 & 3	1.79
Rochester Gas & Electric Corporation	Ginna (Robert E.) Nuclear Power Plant	100.0
	Nine Mile Point Nuclear Station, Unit 2	14.0
Sacramento Municipal Utility District	Rancho Seco Nuclear Generating Station	100.0
Salt River Project Agricultural Improvement & Power District	Palo Verde Nuclear Generating Station, Units 1-3	17.49
Saluda River Electric Cooperative	Catawba Nuclear Station, Unit 1	18.75
San Diego Gas & Electric Company	San Onofre Nuclear Generating Station, Unit 1	20.0
	San Onofre Nuclear Generating Station, Units 2 & 3	20.0
Seminole Electric Cooperative, Inc.	Crystal River Nuclear Plant, Unit 3	1.6994
South Carolina Electric & Gas Company	Summer (Virgil C.) Nuclear Station	66.667
South Carolina Public Service Authority	Summer (Virgil C.) Nuclear Station	33.333
South Mississippi Electric Power Association	Grand Gulf Nuclear Station	10.0
Southern California Edison Company	Palo Verde Nuclear Generating Station, Units 1-3	15.8
	San Onofre Nuclear Generating Station, Unit 1	80.0
	San Onofre Nuclear Generating Station, Units 2 & 3	75.05
Southern California Public Power Authority	Palo Verde Nuclear Generating Station, Units 1-3	5.91
System Energy Resources, Inc.	Grand Gulf Nuclear Station	90.0

**Table 2. Nuclear Power Plant Percentage Ownership by Utility**

Utility	Plant Name	Ownership Percentage
Taunton Municipal Light Plant	Seabrook Nuclear Power Station	0.10034
Tennessee Valley Authority	Bellefonte Nuclear Plant, Units 1 & 2	100.0
	Browns Ferry Nuclear Power Station, Unit 1	100.0
	Browns Ferry Nuclear Power Station, Units 2 & 3	100.0
	Sequoyah Nuclear Plant, Units 1 & 2	100.0
	Watts Bar Nuclear Plant, Unit 1	100.0
	Watts Bar Nuclear Plant, Unit 2	100.0
Toledo Edison Company	Beaver Valley Power Station, Unit 2	19.91
	Davis-Besse Nuclear Power Station	48.62
	Perry Nuclear Power Plant	19.91
TXU Electric Company	Comanche Peak Steam Electric Station, Units 1 & 2	100.0
United Illuminating Company	Seabrook Nuclear Power Station	17.5
Vermont Yankee Nuclear Power Corporation	Vermont Yankee Nuclear Power Station	100.0
Wisconsin Electric Power Company	Point Beach Nuclear Plant, Units 1 & 2	100.0
Wisconsin Public Service Corporation	Kewaunee Nuclear Power Plant	41.2
Yankee Atomic Electric Company	Yankee Nuclear Power Station	100.0

**4 UTILITY/COMPANY RELATIONSHIPS  
ORDERED BY PARENT/HOLDING COMPANY**



**Table 3. Utility/Company Relationships by Parent/Holding Company**

<b>Parent/Holding Company</b>	<b>Subsidiary</b>	<b>Ownership Percentage</b>
AEP-Central Power & Light	STP Nuclear Operating Company	25.2
Alliant Energy Corporation	Alliant Energy-IES Utilities	100.0
	Alliant Energy-WP&L	100.0
	Interstate Power Company	100.0
	Nuclear Management Company	20.0
Ameren Corporation	AmerenUE	100.0
American Electric Power Company	AEP-Central Power & Light	100.0
	Indiana Michigan Power Company	100.0
Austin Energy	STP Nuclear Operating Company	16.0
Bangor Hydro-Electric Company	Maine Yankee Atomic Power Company	7.0
BayCorp Holdings, Ltd.	Great Bay Power Corporation	100.0
	Little Bay Power Corporation	100.0
Boston Edison Company	Connecticut Yankee Atomic Power Company	9.5
	Yankee Atomic Electric Company	9.5
British Energy	AmerGen Energy Company	50.0
Burlington Electric Department	Vermont Yankee Nuclear Power Corporation	3.6
Cambridge Electric Light Company	Maine Yankee Atomic Power Company	4.0
	Vermont Yankee Nuclear Power Corporation	2.5
	Yankee Atomic Electric Company	2.0
Central Maine Power Company	Connecticut Yankee Atomic Power Company	6.0
	Maine Yankee Atomic Power Company	38.0
	Vermont Yankee Nuclear Power Corporation	4.0
	Yankee Atomic Electric Company	9.5

**Table 3. Utility/Company Relationships by Parent/Holding Company**

Parent/Holding Company	Subsidiary	Ownership Percentage
Central Vermont Public Service Corporation	Connecticut Yankee Atomic Power Company	2.0
	Maine Yankee Atomic Power Company	2.0
	Vermont Yankee Nuclear Power Corporation	31.3
	Yankee Atomic Electric Company	3.5
City Public Service of San Antonio	STP Nuclear Operating Company	28.0
CMS Energy Corporation	Consumers Energy	100.0
Commonwealth Electric Company	Connecticut Yankee Atomic Power Company	4.5
	Yankee Atomic Electric Company	2.5
Commonwealth Energy System	Commonwealth Electric Company	100.0
Connecticut Light & Power Company	Connecticut Yankee Atomic Power Company	34.5
	Maine Yankee Atomic Power Company	12.0
	Vermont Yankee Nuclear Power Corporation	9.5
	Yankee Atomic Electric Company	24.5
	Consolidated Edison Company of New York	100.0
Consolidated Edison, Inc.	Consolidated Edison Company of New York	100.0
Constellation Energy Group	Constellation Nuclear	100.0
Consumers Energy	Nuclear Management Company	20.0
Dominion Resources, Inc.	Dominion Energy, LLC	100.0
	Dominion Generation	100.0
	Dominion Nuclear Connecticut, Inc.	100.0
	Virginia Electric and Power Company	100.0
DTE Energy Company	Detroit Edison Company	100.0
Duke Energy Corporation	Duke Power	100.0
Eastern Utilities Associates	Montaup Electric Company	100.0

**Table 3. Utility/Company Relationships by Parent/Holding Company**

<b>Parent/Holding Company</b>	<b>Subsidiary</b>	<b>Ownership Percentage</b>
Edison International	Southern California Edison Company	100.0
Enron Corporation	Portland General Electric Company	100.0
Entergy Corporation	Entergy Arkansas, Inc.	100.0
	Entergy Gulf States, Inc.	100.0
	Entergy Louisiana, Inc.	100.0
	Entergy Nuclear Fitzpatrick, LLC	100.0
	Entergy Nuclear Generation Co.	100.0
	Entergy Nuclear Indian Point 2, LLC	100.0
	Entergy Nuclear Indian Point 3, LLC	100.0
	Entergy Nuclear Operations, Inc.	100.0
	Entergy Operations, Inc.	100.0
	System Energy Resources, Inc.	100.0
Exelon Corporation	AmerGen Energy Company	50.0
	Exelon Generation	100.0
	Exelon Nuclear	100.0
FirstEnergy Corporation	Cleveland Electric Illuminating Company	100.0
	FirstEnergy Nuclear Operating Company	100.0
	Ohio Edison Company	100.0
	Toledo Edison Company	100.0
	Florida Power & Light Company	100.0
FPL Group, Inc.	Jersey Central Power & Light Company	100.0
	Metropolitan Edison Company	100.0
	Pennsylvania Electric Company	100.0

Table 3. Utility/Company Relationships by Parent/Holding Company

Parent/Holding Company	Subsidiary	Ownership Percentage
Green Mountain Power Corporation	Vermont Yankee Nuclear Power Corporation	17.9
Kansas City Power & Light Company	Wolf Creek Nuclear Operating Corporation	47.0
Kansas Electric Power Cooperative, Inc.	Wolf Creek Nuclear Operating Corporation	6.0
Kansas Gas & Electric Company	Wolf Creek Nuclear Operating Corporation	47.0
Lyndonville (Village of) Electric Department	Vermont Yankee Nuclear Power Corporation	0.6
Maine Public Service Company	Maine Yankee Atomic Power Company	5.0
Montaup Electric Company	Connecticut Yankee Atomic Power Company	4.5
	Maine Yankee Atomic Power Company	4.0
	Vermont Yankee Nuclear Power Corporation	2.5
	Yankee Atomic Electric Company	4.5
New England Electric System	New England Power Company	100.0
New England Power Company	Connecticut Yankee Atomic Power Company	15.0
	Maine Yankee Atomic Power Company	20.0
	Vermont Yankee Nuclear Power Corporation	20.0
	Yankee Atomic Electric Company	30.0
Niagara Mohawk Holdings, Inc.	Niagara Mohawk Power Corporation	100.0
Northeast Utilities	Connecticut Light & Power Company	100.0
	North Atlantic Energy Corporation	100.0
	North Atlantic Energy Service Corporation	100.0
	Public Service Company of New Hampshire	100.0
	Western Massachusetts Electric Company	100.0
NSTAR	Boston Edison Company	100.0
	Cambridge Electric Light Company	100.0

**Table 3. Utility/Company Relationships by Parent/Holding Company**

<b>Parent/Holding Company</b>	<b>Subsidiary</b>	<b>Ownership Percentage</b>
Ohio Edison Company	Pennsylvania Power Company	100.0
PACIFICORP	Pacific Power & Light Company	100.0
PG&E Corporation	Pacific Gas & Electric Company	100.0
Pinnacle West Capital Corporation	Arizona Public Service Company	100.0
PPL Corporation	PPL Generation	100.0
	PPL Susquehanna, LLC	100.0
Progress Energy	Carolina Power & Light Company	100.0
	Florida Power Corporation	100.0
Public Service Company of New Hampshire	Connecticut Yankee Atomic Power Company	5.0
	Maine Yankee Atomic Power Company	5.0
	Vermont Yankee Nuclear Power Corporation	4.0
	Yankee Atomic Electric Company	7.0
Public Service Enterprise Group, Inc. (PSEG)	PSEG Nuclear, LLC	100.0
	PSEG Power, LLC	100.0
Reliant Energy	Reliant Energy HL&P	100.0
Reliant Energy HL&P	STP Nuclear Operating Company	30.8
RGS Energy Group, Inc.	Rochester Gas & Electric Corporation	100.0
SCANA Corporation	South Carolina Electric & Gas Company	100.0
Sempra Energy	San Diego Gas & Electric Company	100.0
Southern Company (The)	Alabama Power Company	100.0
	Georgia Power Company	100.0
	Southern Nuclear Operating Company (The)	100.0
TXU	TXU Electric Company	100.0

Table 3. Utility/Company Relationships by Parent/Holding Company

Parent/Holding Company	Subsidiary	Ownership Percentage
United Illuminating Company	Connecticut Yankee Atomic Power Company	9.5
Vermont Electric Generation & Transmission Cooperative, Inc.	Vermont Yankee Nuclear Power Corporation	1.0
Washington Electric Cooperative	Vermont Yankee Nuclear Power Corporation	0.6
Western Massachusetts Electric Company	Connecticut Yankee Atomic Power Company	9.5
	Maine Yankee Atomic Power Company	3.0
	Vermont Yankee Nuclear Power Corporation	2.5
	Yankee Atomic Electric Company	7.0
Western Resources, Inc.	Kansas Gas & Electric Company	100.0
Wisconsin Energy Corporation	Nuclear Management Company	20.0
	Wisconsin Electric Power Company	100.0
	Nuclear Management Company	20.0
WPS Resources Corporation	Wisconsin Public Service Corporation	100.0
	Northern States Power Company	100.0
Xcel Energy		

5 UTILITY/COMPANY RELATIONSHIPS  
ORDERED BY SUBSIDIARY

**Table 4. Utility/Company Relationships by Subsidiary**

Subsidiary	Parent/Holding Company	Ownership Percentage
AEP-Central Power & Light	American Electric Power Company	100.00
Alabama Power Company	Southern Company (The)	100.00
Alliant Energy-IES Utilities	Alliant Energy Corporation	100.00
Alliant Energy-WP&L	Alliant Energy Corporation	100.00
AmerenUE	Ameren Corporation	100.00
AmerGen Energy Company	British Energy	50.00
	Exelon Corporation	50.00
Arizona Public Service Company	Pinnacle West Capital Corporation	100.00
39 Boston Edison Company	NSTAR	100.00
Cambridge Electric Light Company	NSTAR	100.00
Carolina Power & Light Company	Progress Energy	100.00
Cleveland Electric Illuminating Company	FirstEnergy Corporation	100.00
Commonwealth Electric Company	Commonwealth Energy System	100.00
Connecticut Light & Power Company	Northeast Utilities	100.00
Connecticut Yankee Atomic Power Company	Boston Edison Company	9.50
	Central Maine Power Company	6.00
	Central Vermont Public Service Corporation	2.00
	Commonwealth Electric Company	4.50

39

NUREG/CR-6500, Rev. 2



**Table 4. Utility/Company Relationships by Subsidiary**

Subsidiary	Parent/Holding Company	Ownership Percentage
Connecticut Yankee Atomic Power Company	Connecticut Light & Power Company	34.50
	Montaup Electric Company	4.50
	New England Power Company	15.00
	Public Service Company of New Hampshire	5.00
	United Illuminating Company	9.50
	Western Massachusetts Electric Company	9.50
Consolidated Edison Company of New York	Consolidated Edison, Inc.	100.00
Constellation Nuclear	Constellation Energy Group	100.00
Consumers Energy	CMS Energy Corporation	100.00
Detroit Edison Company	DTE Energy Company	100.00
Dominion Energy, LLC	Dominion Resources, Inc.	100.00
Dominion Generation	Dominion Resources, Inc.	100.00
Dominion Nuclear Connecticut, Inc.	Dominion Resources, Inc.	100.00
Duke Power	Duke Energy Corporation	100.00
Entergy Arkansas, Inc.	Entergy Corporation	100.00
Entergy Gulf States, Inc.	Entergy Corporation	100.00
Entergy Louisiana, Inc.	Entergy Corporation	100.00
Entergy Nuclear Fitzpatrick, LLC	Entergy Corporation	100.00

**Table 4. Utility/Company Relationships by Subsidiary**

Subsidiary	Parent/Holding Company	Ownership Percentage
Entergy Nuclear Generation Company	Entergy Corporation	100.00
Entergy Nuclear Indian Point 2, LLC	Entergy Corporation	100.00
Entergy Nuclear Indian Point 3, LLC	Entergy Corporation	100.00
Entergy Nuclear Operations, Inc.	Entergy Corporation	100.00
Entergy Operations, Inc.	Entergy Corporation	100.00
Exelon Generation	Exelon Corporation	100.00
Exelon Nuclear	Exelon Corporation	100.00
FirstEnergy Nuclear Operating Company	FirstEnergy Corporation	100.00
41 Florida Power & Light Company	FPL Group, Inc.	100.00
Florida Power Corporation	Progress Energy	100.00
Georgia Power Company	Southern Company (The)	100.00
Great Bay Power Corporation	BayCorp Holdings, Ltd.	100.00
Indiana Michigan Power Company	American Electric Power Company	100.00
Interstate Power Company	Alliant Energy Corporation	100.00
Jersey Central Power & Light Company	GPU, Inc.	100.00
Kansas Gas & Electric Company	Western Resources, Inc.	100.00
Little Bay Power Corporation	BayCorp Holdings, Ltd.	100.00

NUREG/CR-6500, Rev. 2

**Table 4. Utility/Company Relationships by Subsidiary**

Subsidiary	Parent/Holding Company	Ownership Percentage
Maine Yankee Atomic Power Company	Bangor Hydro-Electric Company	7.00
	Cambridge Electric Light Company	4.00
	Central Maine Power Company	38.00
	Central Vermont Public Service Corporation	2.00
	Connecticut Light & Power Company	12.00
	Maine Public Service Company	5.00
	Montaup Electric Company	4.00
	New England Power Company	20.00
	Public Service Company of New Hampshire	5.00
Western Massachusetts Electric Company	3.00	
Metropolitan Edison Company	GPU, Inc.	100.00
Montaup Electric Company	Eastern Utilities Associates	100.00
New England Power Company	New England Electric System	100.00
Niagara Mohawk Power Corporation	Niagara Mohawk Holdings, Inc.	100.00
North Atlantic Energy Corporation	Northeast Utilities	100.00
North Atlantic Energy Service Corporation	Northeast Utilities	100.00
Northern States Power Company	Xcel Energy	100.00

**Table 4. Utility/Company Relationships by Subsidiary**

Subsidiary	Parent/Holding Company	Ownership Percentage
Nuclear Management Company	Alliant Energy Corporation	20.00
	Consumers Energy	20.00
	Wisconsin Energy Corporation	20.00
	WPS Resources Corporation	20.00
	Xcel Energy	20.00
Ohio Edison Company	FirstEnergy Corporation	100.00
Pacific Gas & Electric Company	PG&E Corporation	100.00
Pacific Power & Light Company	PACIFICORP	100.00
43 Pennsylvania Electric Company	GPU, Inc.	100.00
Pennsylvania Power Company	Ohio Edison Company	100.00
Portland General Electric Company	Enron Corporation	100.00
PPL Generation	PPL Corporation	100.00
PPL Susquehanna, LLC	PPL Corporation	100.00
PSEG Nuclear, LLC	Public Service Enterprise Group, Inc. (PSEG)	100.00
PSEG Power, LLC	Public Service Enterprise Group, Inc. (PSEG)	100.00
Public Service Company of New Hampshire	Northeast Utilities	100.00
Reliant Energy HL&P	Reliant Energy	100.00
Rochester Gas & Electric Corporation	RGS Energy Group, Inc.	100.00

43

NUREG/CR-6500, Rev. 2

**Table 4. Utility/Company Relationships by Subsidiary**

Subsidiary	Parent/Holding Company	Ownership Percentage
San Diego Gas & Electric Company	Sempra Energy	100.00
South Carolina Electric & Gas Company	SCANA Corporation	100.00
Southern California Edison Company	Edison International	100.00
Southern Nuclear Operating Company (The)	Southern Company (The)	100.00
STP Nuclear Operating Company	AEP-Central Power & Light	25.20
	Austin Energy	16.00
	City Public Service of San Antonio	28.00
	Reliant Energy HL&P	30.80
	System Energy Resources, Inc.	Entergy Corporation
Toledo Edison Company	FirstEnergy Corporation	100.00
TXU Electric Company	TXU	100.00
Vermont Yankee Nuclear Power Corporation	Burlington Electric Department	3.60
	Cambridge Electric Light Company	2.50
	Central Maine Power Company	4.00
	Central Vermont Public Service Corporation	31.30
	Connecticut Light & Power Company	9.50
	Green Mountain Power Corporation	17.90
	Lyndonville (Village of) Electric Department	0.60

**Table 4. Utility/Company Relationships by Subsidiary**

Subsidiary	Parent/Holding Company	Ownership Percentage
Vermont Yankee Nuclear Power Corporation	Montaup Electric Company	2.50
	New England Power Company	20.00
	Public Service Company of New Hampshire	4.00
	Vermont Electric Generation & Transmission Cooperative, Inc.	1.00
	Washington Electric Cooperative	0.60
	Western Massachusetts Electric Company	2.50
Virginia Electric and Power Company	Dominion Resources, Inc.	100.00
Western Massachusetts Electric Company	Northeast Utilities	100.00
45 Wisconsin Electric Power Company	Wisconsin Energy Corporation	100.00
Wisconsin Public Service Corporation	WPS Resources Corporation	100.00
Wolf Creek Nuclear Operating Corporation	Kansas City Power & Light Company	47.00
	Kansas Electric Power Cooperative, Inc.	6.00
	Kansas Gas & Electric Company	47.00
Yankee Atomic Electric Company	Boston Edison Company	9.50
	Cambridge Electric Light Company	2.00
	Central Maine Power Company	9.50
	Central Vermont Public Service Corporation	3.50
	Commonwealth Electric Company	2.50

NUREG/CR-6500, Rev. 2

**Table 4. Utility/Company Relationships by Subsidiary**

Subsidiary	Parent/Holding Company	Ownership Percentage
Yankee Atomic Electric Company	Connecticut Light & Power Company	24.50
	Montaup Electric Company	4.50
	New England Power Company	30.00
	Public Service Company of New Hampshire	7.00
	Western Massachusetts Electric Company	7.00

## 6 NUCLEAR POWER PLANTS LISTED BY OPERATOR



**Table 5. Nuclear Power Plants Listed by Operator**

Operator	Plant Name
AmerenUE	Callaway Plant
Arizona Public Service Company	Palo Verde Nuclear Generating Station, Units 1-3
Carolina Power & Light Company	Brunswick Steam Electric Plant, Units 1 & 2 Harris (Shearon) Nuclear Power Plant Robinson (H. B.) Plant, Unit 2
Consolidated Edison Company of New York	Indian Point, Unit 1 Indian Point, Unit 2
Constellation Nuclear	Calvert Cliffs Nuclear Power Plant, Units 1 & 2
Consumers Energy	Big Rock Point Nuclear Plant
Dairyland Power Cooperative	LaCrosse (Genoa) Nuclear Generating Station
Detroit Edison Company	Fermi (Enrico) Atomic Power Plant, Unit 2
Dominion Generation	North Anna Power Station, Units 1 & 2 Surry Power Station, Units 1 & 2
Dominion Nuclear Connecticut, Inc.	Millstone Nuclear Power Station, Unit 1 Millstone Nuclear Power Station, Unit 2 Millstone Nuclear Power Station, Unit 3
Duke Power	Catawba Nuclear Station, Unit 1 Catawba Nuclear Station, Unit 2 McGuire (William B.) Nuclear Station, Units 1 & 2 Oconee Nuclear Station, Units 1-3
Energy Northwest	Columbia Generating Station (Formerly WNP-2) WNP-1 WNP-3
Entergy Nuclear Generation Company	Pilgrim Station
Entergy Nuclear Operations, Inc.	Fitzpatrick (James A.) Nuclear Power Plant Indian Point, Unit 3
Entergy Operations, Inc.	Arkansas Nuclear One, Units 1 & 2 Grand Gulf Nuclear Station

**Table 5. Nuclear Power Plants Listed by Operator**

Operator	Plant Name
Entergy Operations, Inc	River Bend Station
	Waterford Generating Station, Unit 3
Exelon Nuclear	Braidwood Station, Units 1 & 2
	Byron Station, Units 1 & 2
	Clinton Power Station
	Dresden Nuclear Power Station, Unit 1
	Dresden Nuclear Power Station, Units 2 & 3
	LaSalle County Station, Units 1 & 2
	Limerick Generating Station, Units 1 & 2
	Oyster Creek Nuclear Power Plant
	Peach Bottom Atomic Power Station, Unit 1
	Peach Bottom Atomic Power Station, Units 2 & 3
	Quad Cities Station, Units 1 & 2
	Three Mile Island Nuclear Station, Unit 1
	Zion Nuclear Plant, Units 1 & 2
FirstEnergy Nuclear Operating Company	Beaver Valley Power Station, Unit 1
	Beaver Valley Power Station, Unit 2
	Davis-Besse Nuclear Power Station
	Perry Nuclear Power Plant
Florida Power & Light Company	St. Lucie Plant, Unit 1
	St. Lucie Plant, Unit 2
	Turkey Point Station, Unit 3 & 4
Florida Power Corporation	Crystal River Nuclear Plant, Unit 3
General Electric Company	Vallecitos Boiling Water Reactor
GPU, Inc.	Three Mile Island Nuclear Station, Unit 2
Indiana Michigan Power Company	Cook (Donald C.) Nuclear Power Plant, Units 1 & 2
Maine Yankee Atomic Power Company	Maine Yankee Atomic Power Station
Nebraska Public Power District	Cooper Nuclear Station

**Table 5. Nuclear Power Plants Listed by Operator**

Operator	Plant Name
Niagara Mohawk Power Corporation	Nine Mile Point Nuclear Station, Unit 1
	Nine Mile Point Nuclear Station, Unit 2
North Atlantic Energy Service Corporation	Seabrook Nuclear Power Station
Northeast Utilities	Haddam Neck (Connecticut Yankee) Plant
Northern States Power Company	Pathfinder Atomic Plant
Nuclear Management Company	Arnold (Duane) Energy Center
	Kewaunee Nuclear Power Plant
	Monticello Nuclear Generating Plant
	Palisades Nuclear Plant
	Point Beach Nuclear Plant, Units 1 & 2
	Prairie Island Nuclear Plant, Units 1 & 2
	Fort Calhoun Station
Omaha Public Power District	Diablo Canyon Nuclear Power Plant, Units 1 & 2
Pacific Gas & Electric Company	Humboldt Bay Power Plant, Unit 3
	Trojan Nuclear Plant
Portland General Electric Company	Fermi (Enrico) Atomic Power Plant, Unit 1
Power Reactor Development Company	Susquehanna Steam Electric Station, Units 1 & 2
PPL Susquehanna, LLC	Hope Creek Nuclear Generating Station
PSEG Nuclear, LLC	Salem Nuclear Generating Station, Units 1 & 2
	Ginna (Robert E.) Nuclear Power Plant
Rochester Gas & Electric Corporation	Rancho Seco Nuclear Generating Station
Sacramento Municipal Utility District	Saxton Nuclear Experimental Reactor Project
Saxton Nuclear Experimental Corporation	Summer (Virgil C.) Nuclear Station
South Carolina Electric & Gas Company	San Onofre Nuclear Generating Station, Unit 1
Southern California Edison Company	San Onofre Nuclear Generating Station, Units 2 & 3
	Farley (Joseph M.) Nuclear Plant, Units 1 & 2
Southern Nuclear Operating Company (The)	Hatch (Edwin I.) Nuclear Plant, Units 1 & 2
	Vogtle (Alvin W.) Nuclear Plant, Units 1 & 2

**Table 5. Nuclear Power Plants Listed by Operator**

Operator	Plant Name
STP Nuclear Operating Company	South Texas Project, Units 1 & 2
Tennessee Valley Authority	Bellefonte Nuclear Plant, Units 1 & 2
	Browns Ferry Nuclear Power Station, Unit 1
	Browns Ferry Nuclear Power Station, Units 2 & 3
	Sequoyah Nuclear Plant, Units 1 & 2
	Watts Bar Nuclear Plant, Unit 1
	Watts Bar Nuclear Plant, Unit 2
TXU Electric Company	Comanche Peak Steam Electric Station, Units 1 & 2
Vermont Yankee Nuclear Power Corporation	Vermont Yankee Nuclear Power Station
Wolf Creek Nuclear Operating Corporation	Wolf Creek Generating Station
Yankee Atomic Electric Company	Yankee Nuclear Power Station

## 7 NUCLEAR POWER PLANT OPERATORS LISTED BY PLANT NAME

**Table 6. Nuclear Power Plant Operators Listed by Plant**

Plant Name	Operator
Arkansas Nuclear One, Units 1 & 2	Entergy Operations, Inc.
Arnold (Duane) Energy Center	Nuclear Management Company
Beaver Valley Power Station, Unit 1	FirstEnergy Nuclear Operating Company
Beaver Valley Power Station, Unit 2	FirstEnergy Nuclear Operating Company
Bellefonte Nuclear Plant, Units 1 & 2	Tennessee Valley Authority
Big Rock Point Nuclear Plant	Consumers Energy
Braidwood Station, Units 1 & 2	Exelon Nuclear
Browns Ferry Nuclear Power Station, Unit 1	Tennessee Valley Authority
Browns Ferry Nuclear Power Station, Units 2 & 3	Tennessee Valley Authority
Brunswick Steam Electric Plant, Units 1 & 2	Carolina Power & Light Company
Byron Station, Units 1 & 2	Exelon Nuclear
Callaway Plant	AmerenUE
Calvert Cliffs Nuclear Power Plant, Units 1 & 2	Constellation Nuclear
Catawba Nuclear Station, Unit 1	Duke Power
Catawba Nuclear Station, Unit 2	Duke Power
Clinton Power Station	Exelon Nuclear
Columbia Generating Station (Formerly WNP-2)	Energy Northwest
Comanche Peak Steam Electric Station, Units 1 & 2	TXU Electric Company
Cook (Donald C.) Nuclear Power Plant, Units 1 & 2	Indiana Michigan Power Company
Cooper Nuclear Station	Nebraska Public Power District
Crystal River Nuclear Plant, Unit 3	Florida Power Corporation
Davis-Besse Nuclear Power Station	FirstEnergy Nuclear Operating Company
Diablo Canyon Nuclear Power Plant, Units 1 & 2	Pacific Gas & Electric Company
Dresden Nuclear Power Station, Unit 1	Exelon Nuclear
Dresden Nuclear Power Station, Units 2 & 3	Exelon Nuclear

**Table 6. Nuclear Power Plant Operators Listed by Plant**

Plant Name	Operator
Farley (Joseph M.) Nuclear Plant, Units 1 & 2	Southern Nuclear Operating Company (The)
Fermi (Enrico) Atomic Power Plant, Unit 1	Power Reactor Development Company
Fermi (Enrico) Atomic Power Plant, Unit 2	Detroit Edison Company
Fitzpatrick (James A.) Nuclear Power Plant	Entergy Nuclear Operations, Inc.
Fort Calhoun Station	Omaha Public Power District
Ginna (Robert E.) Nuclear Power Plant	Rochester Gas & Electric Corporation
Grand Gulf Nuclear Station	Entergy Operations, Inc.
Haddam Neck (Connecticut Yankee) Plant	Northeast Utilities
Harris (Shearon) Nuclear Power Plant	Carolina Power & Light Company
Hatch (Edwin I.) Nuclear Plant, Units 1 & 2	Southern Nuclear Operating Company (The)
Hope Creek Nuclear Generating Station	PSEG Nuclear, LLC
Humboldt Bay Power Plant, Unit 3	Pacific Gas & Electric Company
Indian Point, Unit 1	Consolidated Edison Company of New York
Indian Point, Unit 2	Consolidated Edison Company of New York
Indian Point, Unit 3	Entergy Nuclear Operations, Inc.
Kewaunee Nuclear Power Plant	Nuclear Management Company
LaCrosse (Genoa) Nuclear Generating Station	Dairyland Power Cooperative
LaSalle County Station, Units 1 & 2	Exelon Nuclear
Limerick Generating Station, Units 1 & 2	Exelon Nuclear
Maine Yankee Atomic Power Station	Maine Yankee Atomic Power Company
McGuire (William B.) Nuclear Station, Units 1 & 2	Duke Power
Millstone Nuclear Power Station, Unit 1	Dominion Nuclear Connecticut, Inc.
Millstone Nuclear Power Station, Unit 2	Dominion Nuclear Connecticut, Inc.
Millstone Nuclear Power Station, Unit 3	Dominion Nuclear Connecticut, Inc.

**Table 6. Nuclear Power Plant Operators Listed by Plant**

Plant Name	Operator
Monticello Nuclear Generating Plant	Nuclear Management Company
Nine Mile Point Nuclear Station, Unit 1	Niagara Mohawk Power Corporation
Nine Mile Point Nuclear Station, Unit 2	Niagara Mohawk Power Corporation
North Anna Power Station, Units 1 & 2	Dominion Generation
Oconee Nuclear Station, Units 1-3	Duke Power
Oyster Creek Nuclear Power Plant	Exelon Nuclear
Palisades Nuclear Plant	Nuclear Management Company
Palo Verde Nuclear Generating Station, Units 1-3	Arizona Public Service Company
Pathfinder Atomic Plant	Northern States Power Company
Peach Bottom Atomic Power Station, Unit 1	Exelon Nuclear
Peach Bottom Atomic Power Station, Units 2 & 3	Exelon Nuclear
Perry Nuclear Power Plant	FirstEnergy Nuclear Operating Company
Pilgrim Station	Entergy Nuclear Generation Company
Point Beach Nuclear Plant, Units 1 & 2	Nuclear Management Company
Prairie Island Nuclear Plant, Units 1 & 2	Nuclear Management Company
Quad Cities Station, Units 1 & 2	Exelon Nuclear
Rancho Seco Nuclear Generating Station	Sacramento Municipal Utility District
River Bend Station	Entergy Operations, Inc.
Robinson (H. B.) Plant, Unit 2	Carolina Power & Light Company
Salem Nuclear Generating Station, Units 1 & 2	PSEG Nuclear, LLC
San Onofre Nuclear Generating Station, Unit 1	Southern California Edison Company
San Onofre Nuclear Generating Station, Units 2 & 3	Southern California Edison Company
Saxton Nuclear Experimental Reactor Project	Saxton Nuclear Experimental Corporation
Seabrook Nuclear Power Station	North Atlantic Energy Service Corporation



**Table 6. Nuclear Power Plant Operators Listed by Plant**

Plant Name	Operator
Sequoyah Nuclear Plant, Units 1 & 2	Tennessee Valley Authority
South Texas Project, Units 1 & 2	STP Nuclear Operating Company
St. Lucie Plant, Unit 1	Florida Power & Light Company
St. Lucie Plant, Unit 2	Florida Power & Light Company
Summer (Virgil C.) Nuclear Station	South Carolina Electric & Gas Company
Surry Power Station, Units 1 & 2	Dominion Generation
Susquehanna Steam Electric Station, Units 1 & 2	PPL Susquehanna, LLC
Three Mile Island Nuclear Station, Unit 1	Exelon Nuclear
Three Mile Island Nuclear Station, Unit 2	GPU, Inc.
Trojan Nuclear Plant	Portland General Electric Company
Turkey Point Station, Unit 3 & 4	Florida Power & Light Company
Vallecitos Boiling Water Reactor	General Electric Company
Vermont Yankee Nuclear Power Station	Vermont Yankee Nuclear Power Corporation
Vogtle (Alvin W.) Nuclear Plant, Units 1 & 2	Southern Nuclear Operating Company (The)
Waterford Generating Station, Unit 3	Entergy Operations, Inc.
Watts Bar Nuclear Plant, Unit 1	Tennessee Valley Authority
Watts Bar Nuclear Plant, Unit 2	Tennessee Valley Authority
WNP-1	Energy Northwest
WNP-3	Energy Northwest
Wolf Creek Generating Station	Wolf Creek Nuclear Operating Corporation
Yankee Nuclear Power Station	Yankee Atomic Electric Company
Zion Nuclear Plant, Units 1 & 2	Exelon Nuclear

## 8 NUCLEAR POWER PLANTS LISTED BY STATE

**Table 7. Nuclear Power Plants by State**

State	Plant Name
Alabama	Bellefonte Nuclear Plant, Units 1 & 2
	Browns Ferry Nuclear Power Station, Unit 1
	Browns Ferry Nuclear Power Station, Units 2 & 3
	Farley (Joseph M.) Nuclear Plant, Units 1 & 2
Arizona	Palo Verde Nuclear Generating Station, Units 1-3
Arkansas	Arkansas Nuclear One, Units 1 & 2
California	Diablo Canyon Nuclear Power Plant, Units 1 & 2
	Humboldt Bay Power Plant, Unit 3
	Rancho Seco Nuclear Generating Station
	San Onofre Nuclear Generating Station, Unit 1
	San Onofre Nuclear Generating Station, Units 2 & 3
	Vallecitos Boiling Water Reactor
Connecticut	Haddam Neck (Connecticut Yankee) Plant
	Millstone Nuclear Power Station, Unit 1
	Millstone Nuclear Power Station, Unit 2
	Millstone Nuclear Power Station, Unit 3
Florida	Crystal River Nuclear Plant, Unit 3
	St. Lucie Plant, Unit 1
	St. Lucie Plant, Unit 2
	Turkey Point Station, Unit 3 & 4
Georgia	Hatch (Edwin I.) Nuclear Plant, Units 1 & 2
	Vogtle (Alvin W.) Nuclear Plant, Units 1 & 2
Illinois	Braidwood Station, Units 1 & 2
	Byron Station, Units 1 & 2

**Table 7. Nuclear Power Plants by State**

State	Plant Name
Illinois	Clinton Power Station
	Dresden Nuclear Power Station, Unit 1
	Dresden Nuclear Power Station, Units 2 & 3
	LaSalle County Station, Units 1 & 2
	Quad Cities Station, Units 1 & 2
	Zion Nuclear Plant, Units 1 & 2
Iowa	Arnold (Duane) Energy Center
Kansas	Wolf Creek Generating Station
Louisiana	River Bend Station
	Waterford Generating Station, Unit 3
Maine	Maine Yankee Atomic Power Station
Maryland	Calvert Cliffs Nuclear Power Plant, Units 1 & 2
Massachusetts	Pilgrim Station
	Yankee Nuclear Power Station
Michigan	Big Rock Point Nuclear Plant
	Cook (Donald C.) Nuclear Power Plant, Units 1 & 2
	Fermi (Enrico) Atomic Power Plant, Unit 1
	Fermi (Enrico) Atomic Power Plant, Unit 2
	Palisades Nuclear Plant
Minnesota	Monticello Nuclear Generating Plant
	Prairie Island Nuclear Plant, Units 1 & 2
Mississippi	Grand Gulf Nuclear Station

**Table 7. Nuclear Power Plants by State**

State	Plant Name
Missouri	Callaway Plant
Nebraska	Cooper Nuclear Station Fort Calhoun Station
New Hampshire	Seabrook Nuclear Power Station
New Jersey	Hope Creek Nuclear Generating Station Oyster Creek Nuclear Power Plant Salem Nuclear Generating Station, Units 1 & 2
New York	Fitzpatrick (James A.) Nuclear Power Plant Ginna (Robert E.) Nuclear Power Plant Indian Point, Unit 1 Indian Point, Unit 2 Indian Point, Unit 3 Nine Mile Point Nuclear Station, Unit 1 Nine Mile Point Nuclear Station, Unit 2
North Carolina	Brunswick Steam Electric Plant, Units 1 & 2 Harris (Shearon) Nuclear Power Plant McGuire (William B.) Nuclear Station, Units 1 & 2
Ohio	Davis-Besse Nuclear Power Station Perry Nuclear Power Plant
Oregon	Trojan Nuclear Plant
Pennsylvania	Beaver Valley Power Station, Unit 1 Beaver Valley Power Station, Unit 2 Limerick Generating Station, Units 1 & 2

**Table 7. Nuclear Power Plants by State**

State	Plant Name
Pennsylvania	Peach Bottom Atomic Power Station, Unit 1
	Peach Bottom Atomic Power Station, Units 2 & 3
	Saxton Nuclear Experimental Reactor Project
	Susquehanna Steam Electric Station, Units 1 & 2
	Three Mile Island Nuclear Station, Unit 1
	Three Mile Island Nuclear Station, Unit 2
South Carolina	Catawba Nuclear Station, Unit 1
	Catawba Nuclear Station, Unit 2
	Oconee Nuclear Station, Units 1-3
	Robinson (H. B.) Plant, Unit 2
	Summer (Virgil C.) Nuclear Station
South Dakota	Pathfinder Atomic Plant
Tennessee	Sequoyah Nuclear Plant, Units 1 & 2
	Watts Bar Nuclear Plant, Unit 1
	Watts Bar Nuclear Plant, Unit 2
Texas	Comanche Peak Steam Electric Station, Units 1 & 2
	South Texas Project, Units 1 & 2
Vermont	Vermont Yankee Nuclear Power Station
Virginia	North Anna Power Station, Units 1 & 2
	Surry Power Station, Units 1 & 2
Washington	Columbia Generating Station (Formerly WNP-2)
	WNP-1
	WNP-3

**Table 7. Nuclear Power Plants by State**

State	Plant Name
Wisconsin	Kewaunee Nuclear Power Plant LaCrosse (Genoa) Nuclear Generating Station Point Beach Nuclear Plant, Units 1 & 2

## 9 OWNERSHIP NOTES



**Table 8. Ownership Notes**

Utility	Comments
AEP-Central Power & Light	Formerly Central Power & Light.
Alliant Energy-IES Utilities	Formerly IES Utilities.
Alliant Energy-WP&L	Formerly Wisconsin Power & Light Company.
Austin Energy	Formerly Austin Electric Department.
City Public Service of San Antonio	Formerly San Antonio City Public Service Board.
Consolidated Edison, Inc.	Selling Indian Point 1 and 2 to Entergy Nuclear Indian Point 2, LLC.
Constellation Nuclear	Purchasing Nine Mile Point Unit 1 and 41% of Unit 2 from Niagara Mohawk Power Corporation; 18% of Nine Mile Point Unit 2 from New York State Electric & Gas Corporation, 14% from Rochester Gas and Electric Company, and 9% from Central Hudson Gas and Electric. NRC has approved transfer of licenses; waiting approval of the New York State Public Service Commission.
Duke Energy Corporation	Established a new business unit called Duke Energy Generation Services.
Energy Northwest	WNP-2 renamed Columbia Generating Station. Also, WNP-1 and WNP-3 were previously known as WPPSS Nuclear Units 1 and 3.
Entergy Corporation	Buying Vermont Yankee from Vermont Yankee Nuclear Power Corporation.
Entergy Nuclear Indian Point 2, LLC	Buying Indian Point 1 and 2 from Consolidated Edison, Inc.
FirstEnergy Corporation	Merger with GPU, Inc. in progress.
Florida Power & Light Company	Merger with Entergy Corporation failed.
Niagara Mohawk Power Corporation	In the process of selling Nine Mile Point Unit 1 and 41% of Unit 2 to Constellation Nuclear.
Northeast Utilities	Merger with Consolidated Edison, Inc. failed. Subsidiaries' shares of Seabrook being auctioned in 2001.

**Table 8. Ownership Notes**

Utility	Comments
Pinnacle West Energy	Negotiating to buy Southern California Edison's 15.8% of Palo Verde.
PPL Corporation	Formerly PP&L Resources.
Public Service Company of New Mexico	Negotiating to acquire Western Resources Utility Operations, Kansas Power & Light and Kansas Gas & Electric. Included in the deal is the Wolf Creek Nuclear Plant.
RGS Energy Group, Inc.	Merger with Energy East Corporation in process. Target completion date is the first quarter of 2002.
Vermont Yankee Nuclear Power Corporation	Vermont Yankee Nuclear Power Station being sold to Entergy Corporation. Regulatory approval still required. Projected closing date is spring 2002.

NUREG/CR-6500, Rev. 2

## 10 NUCLEAR POWER PLANT OPERATOR WEB SITES

**Table 9. Nuclear Power Plant Operator Web Sites**

Utility	Web Site
Alliant Energy	<a href="http://www.alliantenergy.com/index.htm">http://www.alliantenergy.com/index.htm</a>
American Electric Power Company	<a href="http://www.aep.com/">http://www.aep.com/</a>
AmerenUE	<a href="http://www.ameren.com/">http://www.ameren.com/</a>
Arizona Public Service Company	<a href="http://about.apsc.com/homepg/default.asp">http://about.apsc.com/homepg/default.asp</a>
Baltimore Gas and Electric Company	<a href="http://www.bge.com/">http://www.bge.com/</a>
Boston Edison Company	<a href="http://www.nstaronline.com/">http://www.nstaronline.com/</a>
Carolina Power & Light Company	<a href="http://www.cplc.com/">http://www.cplc.com/</a>
Central Iowa Power Cooperative	<a href="http://www.cipco.org/">http://www.cipco.org/</a>
Consolidated Edison Company of New York	<a href="http://www.coned.com/">http://www.coned.com/</a>
Consumers Energy	<a href="http://www.consumersenergy.com/">http://www.consumersenergy.com/</a>
Dairyland Power Cooperative	<a href="http://www.dairynet.com/index.html">http://www.dairynet.com/index.html</a>
Detroit Edison Company	<a href="http://www.detroitedison.com/">http://www.detroitedison.com/</a>
Dominion Generation	<a href="http://www.domres.com/homepage.html">http://www.domres.com/homepage.html</a>
Duke Power	<a href="http://www.duke-energy.com/">http://www.duke-energy.com/</a>
Energy Northwest	<a href="http://www.wnp2.com/">http://www.wnp2.com/</a>
Entergy Corporation	<a href="http://www.entergy.com/">http://www.entergy.com/</a>
Entergy Nuclear Generation Company	<a href="http://www.entergy-nuclear.com/">http://www.entergy-nuclear.com/</a>
Exelon Corporation	<a href="http://www.exeloncorp.com/home.html">http://www.exeloncorp.com/home.html</a>
Florida Power Corporation	<a href="http://www.fpc.com/index.cfm">http://www.fpc.com/index.cfm</a>
Florida Power and Light Company	<a href="http://www.fpl.com/">http://www.fpl.com/</a>
FirstEnergy Nuclear Operating Company	<a href="http://www.firstenergycorp.com/">http://www.firstenergycorp.com/</a>
General Electric Company	<a href="http://www.ge.com">http://www.ge.com</a>
GPU Nuclear, Inc.	<a href="http://www2.gpu.com/home/about/operations/GPUNuclear.shtml">http://www2.gpu.com/home/about/operations/GPUNuclear.shtml</a>
Long Island Power Authority	<a href="http://www.lipa.state.ny.us/index.html">http://www.lipa.state.ny.us/index.html</a>
Nebraska Public Power District	<a href="http://www.nppd.com/">http://www.nppd.com/</a>
New Century Energies	<a href="http://www.ncenergies.com">http://www.ncenergies.com</a>
Niagara Mohawk Power Corporation	<a href="http://www.nimo.com/">http://www.nimo.com/</a>
Northeast Utilities	<a href="http://www.nu.com/">http://www.nu.com/</a>
Northern States Power Company	<a href="http://www.nspco.com/">http://www.nspco.com/</a>
Nuclear Management Company	<a href="http://www.nmcco.com/">http://www.nmcco.com/</a>
Omaha Public Power District	<a href="http://www.oppd.com/">http://www.oppd.com/</a>
Pacific Gas & Electric Company	<a href="http://www.pge.com/">http://www.pge.com/</a>
Pennsylvania Power & Light Company	<a href="http://www.ppl-inc.com/index.html">http://www.ppl-inc.com/index.html</a>
Portland General Electric Company	<a href="http://www.portlandgeneral.com/">http://www.portlandgeneral.com/</a>
PPL Susquehanna	<a href="http://www.pplweb.com/index.htm">http://www.pplweb.com/index.htm</a>
PSEG Nuclear	<a href="http://www.pseg.com/companies/nuclear/nuclear_overview.html">http://www.pseg.com/companies/nuclear/nuclear_overview.html</a>
Public Service Electric & Gas Company	<a href="http://www.pseg.com/">http://www.pseg.com/</a>


**Table 9. Nuclear Power Plant Operator Web Sites**

Utility	Web Site
Rochester Gas & Electric Corporation	<a href="http://www.rge.com/">http://www.rge.com/</a>
Sacramento Municipal Utility District	<a href="http://www.smud.org/index.html">http://www.smud.org/index.html</a>
South Carolina Electric & Gas Company	<a href="http://www.scana.com/">http://www.scana.com/</a>
Southern California Edison Company	<a href="http://www.sce.com/">http://www.sce.com/</a>
Southern Nuclear Operating Company (The)	<a href="http://www.southerncompany.com/southernnuclear/">http://www.southerncompany.com/southernnuclear/</a>
STP Nuclear Operating Company	<a href="http://www.stpnoc.com/">http://www.stpnoc.com/</a>
Tennessee Valley Authority	<a href="http://www.tva.gov/">http://www.tva.gov/</a>
Toledo Edison Company	<a href="http://www.toledoedison.com/">http://www.toledoedison.com/</a>
TXU Electric and Gas	<a href="http://www.txu.com/default.asp">http://www.txu.com/default.asp</a>
Wisconsin Electric Power Company	<a href="http://www.we-wg.com/">http://www.we-wg.com/</a>
Wisconsin Public Service Corporation	<a href="http://www.wpsc.wpsr.com/">http://www.wpsc.wpsr.com/</a>
Wolf Creek Nuclear Operating Corporation	<a href="http://www.wcnoc.com/">http://www.wcnoc.com/</a>
Vermont Yankee Nuclear Power Corporation	<a href="http://www.vermontyankee.com/">http://www.vermontyankee.com/</a>
Xcel Energy	<a href="http://www.xcelenergy.com/ccd/">http://www.xcelenergy.com/ccd/</a>
Yankee Atomic Electric Company	<a href="http://www.yankee.com/">http://www.yankee.com/</a>

## 11 REFERENCES

1. *Nuclear Plant O&M Cost Data 1981-1999*, Utility Data Institute, July 2000.
2. *Nuclear Reactors Built, Being Built, or Planned: 1996*, DOE/OSTI-8200-R60, U.S. Department of Energy, Office of Nuclear Energy, Science and Technology, August 1997.
3. *Electrical World Directory of Electric Power Producers and Distributors*, 109th Edition, McGraw-Hill, 2001.
4. "World List of Nuclear Power Plants", *Nuclear News*, p. 35, March 2001.

<b>NRC FORM 335</b> (2-89) NRCM 1102, 3201, 3202	<b>U.S. NUCLEAR REGULATORY COMMISSION</b>	<b>1. REPORT NUMBER</b> (Assigned by NRC, Add Vol., Supp., Rev., and Addendum Numbers, if any.)				
<b>BIBLIOGRAPHIC DATA SHEET</b> <i>(See instructions on the reverse)</i>		NUREG/CR-6500, Rev. 2 ORNL/TM-13297/R2				
<b>2. TITLE AND SUBTITLE</b>		<b>3. DATE REPORT PUBLISHED</b>				
Owners of Nuclear Power Plants		<table border="1" style="width: 100%; border-collapse: collapse;"> <tr> <td style="width: 50%; text-align: center;">MONTH</td> <td style="width: 50%; text-align: center;">YEAR</td> </tr> <tr> <td style="text-align: center;">March</td> <td style="text-align: center;">2002</td> </tr> </table>	MONTH	YEAR	March	2002
		MONTH	YEAR			
March	2002					
<b>4. FIN OR GRANT NUMBER</b> J2436						
<b>5. AUTHOR(S)</b>		<b>6. TYPE OF REPORT</b>				
R. L. Reid, V. S. White		Technical				
		<b>7. PERIOD COVERED</b> <i>(Inclusive Dates)</i>				
<b>8. PERFORMING ORGANIZATION - NAME AND ADDRESS</b> <i>(If NRC, provide Division, Office or Region, U.S. Nuclear Regulatory Commission, and mailing address; if contractor, provide name and mailing address.)</i>						
Oak Ridge National Laboratory Managed by UT-Battelle P.O. Box 2009 Oak Ridge, TN 37831-8051						
<b>9. SPONSORING ORGANIZATION - NAME AND ADDRESS</b> <i>(If NRC, type "Same as above"; if contractor, provide NRC Division, Office or Region, U.S. Nuclear Regulatory Commission, and mailing address.)</i>						
Division of Regulatory Improvement Programs Office of Nuclear Reactor Regulation U.S. Nuclear Regulatory Commission Washington, DC 20555-0001						
<b>10. SUPPLEMENTARY NOTES</b>						
R. Wood, NRC Technical Monitor						
<b>11. ABSTRACT</b> <i>(200 words or less)</i>						
<p>Commercial nuclear power plants in this country can be owned by a number of separate entities, each with varying ownership portions. Each of these owners may, in turn, have a parent/subsidiary relationship to other companies. In addition, the operator of the plant may be a different entity as well. This report provides a compilation on the owners/operators for all commercial power reactors in the United States. While the utility industry is currently experiencing changes in organizational structure which may affect nuclear plant ownership, the data in this report is current as of August 2001. The report is divided into the following sections representing different aspects of nuclear plant ownership:</p> <ul style="list-style-type: none"> <li>-- Nuclear Power Plant Percentage Ownership Ordered by Plant Name</li> <li>-- Nuclear Power Plant Percentage Ownership Ordered by Utility Name</li> <li>-- Utility/Company Relationships Ordered by Parent/Holding Company</li> <li>-- Utility/Company Relationships Ordered by Subsidiary</li> <li>-- Nuclear Power Plants Listed by Operator</li> <li>-- Nuclear Power Plants Listed by Plant Name</li> <li>-- Nuclear Power Plants Listed by State</li> </ul>						
<b>12. KEY WORDS/DESCRIPTORS</b> <i>(List words or phrases that will assist researchers in locating the report.)</i>		<b>13. AVAILABILITY STATEMENT</b>				
Nuclear Power Plants Owners (Ownership) Utilities Operators Holding Companies		Unlimited				
		<b>14. SECURITY CLASSIFICATION</b>				
		<i>(This Page)</i> Unclassified				
		<i>(This Report)</i> Unclassified				
<b>15. NUMBER OF PAGES</b>						
<b>16. PRICE</b>						



Federal Recycling Program



**UNITED STATES  
NUCLEAR REGULATORY COMMISSION**  
WASHINGTON, DC 20555-0001

---

OFFICIAL BUSINESS  
PENALTY FOR PRIVATE USE, \$300