

Experience With the Scale Criticality Safety Cross-Section Libraries

Oak Ridge National Laboratory

**U.S. Nuclear Regulatory Commission
Office of Nuclear Material Safety and Safeguards
Washington, DC 20555-0001**



AVAILABILITY OF REFERENCE MATERIALS IN NRC PUBLICATIONS

NRC Reference Material

As of November 1999, you may electronically access NUREG-series publications and other NRC records at NRC's Public Electronic Reading Room at www.nrc.gov/NRC/ADAMS/index.html.

Publicly released records include, to name a few, NUREG-series publications; *Federal Register* notices; applicant, licensee, and vendor documents and correspondence; NRC correspondence and internal memoranda; bulletins and information notices; inspection and investigative reports; licensee event reports; and Commission papers and their attachments.

NRC publications in the NUREG series, NRC regulations, and *Title 10, Energy*, in the Code of *Federal Regulations* may also be purchased from one of these two sources.

1. The Superintendent of Documents
U.S. Government Printing Office
P. O. Box 37082
Washington, DC 20402-9328
www.access.gpo.gov/su_docs
202-512-1800
2. The National Technical Information Service
Springfield, VA 22161-0002
www.ntis.gov
1-800-533-6847 or, locally, 703-805-6000

A single copy of each NRC draft report for comment is available free, to the extent of supply, upon written request as follows:

Address: Office of the Chief Information Officer,
Reproduction and Distribution
Services Section
U.S. Nuclear Regulatory Commission
Washington, DC 20555-0001
E-mail: DISTRIBUTION@nrc.gov
Facsimile: 301-415-2289

Some publications in the NUREG series that are posted at NRC's Web site address www.nrc.gov/NRC/NUREGS/indexnum.html are updated periodically and may differ from the last printed version. Although references to material found on a Web site bear the date the material was accessed, the material available on the date cited may subsequently be removed from the site.

Non-NRC Reference Material

Documents available from public and special technical libraries include all open literature items, such as books, journal articles, and transactions, *Federal Register* notices, Federal and State legislation, and congressional reports. Such documents as theses, dissertations, foreign reports and translations, and non-NRC conference proceedings may be purchased from their sponsoring organization.

Copies of industry codes and standards used in a substantive manner in the NRC regulatory process are maintained at—

The NRC Technical Library
Two White Flint North
11545 Rockville Pike
Rockville, MD 20852-2738

These standards are available in the library for reference use by the public. Codes and standards are usually copyrighted and may be purchased from the originating organization or, if they are American National Standards, from—

American National Standards Institute
11 West 42nd Street
New York, NY 10036-8002
www.ansi.org
212-642-4900

The NUREG series comprises (1) technical and administrative reports and books prepared by the staff (NUREG-XXXX) or agency contractors (NUREG/CR-XXXX), (2) proceedings of conferences (NUREG/CP-XXXX), (3) reports resulting from international agreements (NUREG/IA-XXXX), (4) brochures (NUREG/BR-XXXX), and (5) compilations of legal decisions and orders of the Commission and Atomic and Safety Licensing Boards and of Directors' decisions under Section 2.206 of NRC's regulations (NUREG-0750).

DISCLAIMER: This report was prepared as an account of work sponsored by an agency of the U.S. Government. Neither the U.S. Government nor any agency thereof, nor any employee, makes any warranty, expressed or implied, or assumes any legal liability or responsibility for any third party's use, or the results of such use, of any information, apparatus, product, or process disclosed in this publication, or represents that its use by such third party would not infringe privately owned rights.

Experience With the Scale Criticality Safety Cross-Section Libraries

Manuscript Completed: August 2000

Date Published: October 2000

Prepared by

S. M. Bowman,

W. C. Jordan,* J. F. Mincey,*

C. V. Parks, L. M. Petrie

Oak Ridge National Laboratory

Managed by UT-Battelle, LLC

Oak Ridge, TN 37831-6370

C. J. Withee, NRC Project Manager

Prepared for

Spent Fuel Project Office

Office of Nuclear Material Safety and Safeguards

U.S. Nuclear Regulatory Commission

Washington, DC 20555-0001

NRC Job Code B0009

*Formerly with Oak Ridge National Laboratory



ABSTRACT

This report provides detailed information on the SCALE criticality safety cross-section libraries. Areas covered include the origins of the libraries, the data on which they are based, how they were generated, past experience and validations, and performance comparisons with measured critical experiments and numerical benchmarks.

The performance of the SCALE criticality safety cross-section libraries on various types of fissile systems are examined in detail. Most of the performance areas are demonstrated by examining the performance of the libraries vs critical experiments to show general trends and weaknesses. In areas where directly applicable critical experiments do not exist, performance is examined based on the general knowledge of the strengths and weaknesses of the cross sections. In this case, the experience in the use of the cross sections and comparisons with the results of other libraries on the same systems are relied on for establishing acceptability of application of a particular SCALE library to a particular fissile system.

This report should aid in establishing when a SCALE cross-section library would be expected to perform acceptably and where there are known or suspected deficiencies that would cause the calculations to be less reliable. To determine the acceptability of a library for a particular application, the calculational bias of the library should be established by directly applicable critical experiments.

CONTENTS

	Page
ABSTRACT	iii
LIST OF FIGURES	ix
LIST OF TABLES	xi
ACKNOWLEDGMENTS	xiii
1 INTRODUCTION	1
2 GENERAL DISCUSSION	3
2.1 CROSS-SECTION GENERATION	3
2.2 RESONANCE PROCESSING	5
2.2.1 BONAMI	6
2.2.2 NITAWL	6
2.2.3 Thermal-Scattering Data Limitation	7
2.3 GENERAL DESCRIPTION OF THE VALIDATION EXPERIMENTS	7
2.3.1 High-Enriched Homogeneous ²³⁵ U Experiments	8
2.3.2 Low-Enriched Homogeneous ²³⁵ U Experiments	18
2.3.3 LWR Lattice Experiments	23
2.3.4 ²³⁹ Pu Experiments	26
2.3.5 ²³³ U Experiments	27
2.3.6 Mixed-Oxide (MOX) Experiments	29
2.4 INTERPRETATION AND PRESENTATION OF CALCULATED RESULTS	30
3 THE SCALE 16-GROUP HANSEN-ROACH LIBRARY	33
3.1 ORIGINS OF THE LIBRARY	33
3.2 PERFORMANCE WITH HIGH-ENRICHED HOMOGENEOUS ²³⁵ U SYSTEMS	34
3.2.1 High-Enriched Fast Systems	34
3.2.2 High-Enriched Thermal Systems	34
3.2.3 High-Enriched Intermediate-Spectrum Systems	34
3.3 PERFORMANCE WITH LOW-ENRICHED HOMOGENEOUS ²³⁵ U SYSTEMS	36
3.4 PERFORMANCE WITH LWR LATTICES	37
3.5 PERFORMANCE WITH ²³⁹ Pu SYSTEMS	38
3.6 PERFORMANCE WITH ²³³ U SYSTEMS	39
3.7 PERFORMANCE WITH MIXED-OXIDE LATTICES	40
4 THE 218-GROUP ENDF/B-IV LIBRARY	41
4.1 ORIGINS OF THE LIBRARY	41
4.2 CHARACTERISTICS OF THE ENDF/B-IV LIBRARIES	41

CONTENTS (continued)

4.3	PERFORMANCE WITH HIGH-ENRICHED HOMOGENEOUS ^{235}U SYSTEMS	42
4.3.1	High-Enriched Fast Systems	42
4.3.2	High-Enriched Thermal Systems	42
4.3.3	High-Enriched Intermediate-Spectrum Systems	43
4.4	PERFORMANCE WITH LOW-ENRICHED HOMOGENEOUS ^{235}U SYSTEMS	44
4.5	PERFORMANCE WITH LWR LATTICES	45
4.6	PERFORMANCE WITH ^{239}Pu SYSTEMS	46
4.7	PERFORMANCE WITH ^{233}U SYSTEMS	47
4.8	PERFORMANCE WITH MIXED-OXIDE LATTICES	48
5	THE 27-GROUP ENDF/B-IV LIBRARIES	49
5.1	ORIGINS OF THE 27-GROUP ENDF/B-IV LIBRARY	49
5.2	ORIGINS OF THE 27-GROUP BURNUP (DEPLETION) LIBRARY	49
5.3	CHARACTERISTICS OF THE ENDF/B-IV LIBRARIES	49
5.4	PERFORMANCE WITH HIGH-ENRICHED HOMOGENEOUS ^{235}U SYSTEMS	50
5.4.1	High-Enriched Fast Systems	50
5.4.2	High-Enriched Thermal Systems	51
5.4.3	High-Enriched Intermediate-Spectrum Systems	51
5.5	PERFORMANCE WITH LOW-ENRICHED HOMOGENEOUS ^{235}U SYSTEMS	53
5.6	PERFORMANCE WITH LWR LATTICES	54
5.7	PERFORMANCE WITH ^{239}Pu SYSTEMS	55
5.8	PERFORMANCE WITH ^{233}U SYSTEMS	56
5.9	PERFORMANCE WITH MIXED-OXIDE LATTICES	57
6	THE 238-GROUP ENDF/B-V LIBRARY	59
6.1	ORIGINS OF THE LIBRARY	59
6.2	ENDF/B-VI DATA IN THE LIBRARY	61
6.3	PERFORMANCE WITH HIGH-ENRICHED HOMOGENEOUS ^{235}U SYSTEMS	61
6.3.1	High-Enriched Fast Systems	61
6.3.2	High-Enriched Thermal Systems	61
6.3.3	High-Enriched Intermediate-Spectrum Systems	62
6.4	PERFORMANCE WITH LOW-ENRICHED HOMOGENEOUS ^{235}U SYSTEMS	63
6.5	PERFORMANCE WITH LWR LATTICES	64
6.6	PERFORMANCE WITH ^{239}Pu SYSTEMS	65
6.7	PERFORMANCE WITH ^{233}U SYSTEMS	66
6.8	PERFORMANCE WITH MIXED-OXIDE LATTICES	67
7	THE 44-GROUP ENDF/B-V LIBRARY	69
7.1	ORIGINS OF THE LIBRARY	69
7.2	ENDF/B-VI DATA IN THE LIBRARY	69
7.3	PERFORMANCE WITH HIGH-ENRICHED HOMOGENEOUS ^{235}U SYSTEMS	70
7.3.1	High-Enriched Fast Systems	70
7.3.2	High-Enriched Thermal Systems	70
7.3.3	High-Enriched Intermediate-Spectrum Systems	70

CONTENTS (continued)

7.4	PERFORMANCE WITH LOW-ENRICHED HOMOGENEOUS ^{235}U SYSTEMS	72
7.5	PERFORMANCE WITH LWR LATTICES	73
7.6	PERFORMANCE WITH ^{239}Pu SYSTEMS	74
7.7	PERFORMANCE WITH ^{233}U SYSTEMS	75
7.8	PERFORMANCE WITH MIXED-OXIDE LATTICES	76
8	SUMMARY AND CONCLUSIONS	77
8.1	SCALE 16-GROUP HANSEN-ROACH LIBRARY	78
8.2	SCALE 218-GROUP LIBRARY	78
8.3	SCALE 27-GROUP LIBRARY	79
8.4	SCALE 238-GROUP LIBRARY	79
8.5	SCALE 44-GROUP LIBRARY	80
9	LESSONS LEARNED AND FUTURE DEVELOPMENTS	81
10	REFERENCES	83
	APPENDIX A: SCALE CROSS-SECTION LIBRARY ENERGY-GROUP BOUNDARIES	87
	APPENDIX B: CALCULATIONAL BENCHMARKS	97
	B.1 DESCRIPTION OF THE BENCHMARKS	99
	B.1.1 Palmer Benchmarks	99
	B.1.2 Fe Benchmark	99
	B.1.3 UO_2F_2 <i>K-Infinite</i> Calculations	99
	B.1.4 PCTR Experiments	100
	B.2 BENCHMARK RESULTS	100
	B.2.1 Performance of the SCALE 16-group Hansen-Roach Library	100
	B.2.2 Performance of the SCALE 218-group ENDF/B-IV Library	101
	B.2.3 Performance of the SCALE 27-group ENDF/B-IV Library	101
	B.2.4 Performance of the SCALE 238-group ENDF/B-V Library	102
	B.2.5 Performance of the SCALE 44-group ENDF/B-V Library	102
	APPENDIX C: DETAILS OF THE SCALE 16-GROUP HANSEN-ROACH LIBRARY	111
	APPENDIX D: DETAILS OF THE ENDF/B-IV LIBRARIES	117
	APPENDIX E: DETAILS OF THE ENDF/B-V LIBRARIES	129
	APPENDIX F: CALCULATIONAL RESULTS	161

LIST OF FIGURES

Figure	Page
2.1 Self-shielding of cross-section resonance	5
3.1 SCALE 16-group Hansen-Roach library high-enriched ²³⁵ U system results	35
3.2 SCALE 16-group Hansen-Roach library low-enriched homogeneous ²³⁵ U system results	36
3.3 SCALE 16-group Hansen-Roach library low-enriched LWR lattice results	37
3.4 SCALE 16-group Hansen-Roach library plutonium system results	38
3.5 SCALE 16-group Hansen-Roach library ²³³ U system results	39
3.6 SCALE 16-group Hansen-Roach library mixed-oxide lattice results	40
4.1 SCALE 218-group ENDF/B-IV library high-enriched ²³⁵ U system results	43
4.2 SCALE 218-group ENDF/B-IV library low-enriched homogeneous ²³⁵ U system results	44
4.3 SCALE 218-group ENDF/B-IV library low-enriched LWR lattice results	45
4.4 SCALE 218-group ENDF/B-IV library plutonium system results	46
4.5 SCALE 218-group ENDF/B-IV library ²³³ U system results	47
4.6 SCALE 218-group ENDF/B-IV library mixed-oxide lattice results	48
5.1 SCALE 27-group ENDF/B-IV library high-enriched ²³⁵ U system results	52
5.2 SCALE 27-group ENDF/B-IV library low-enriched homogeneous ²³⁵ U system results	53
5.3 SCALE-27 group ENDF/B-IV library low-enriched LWR lattice results	54
5.4 SCALE-27 group ENDF/B-IV library plutonium system results	55
5.5 SCALE-27 group ENDF/B-IV library ²³³ U system results	56
5.6 SCALE 27-group ENDF/B-IV library mixed-oxide lattice results	57
6.1 Weighting function for 238-group ENDF/B-V library	60
6.2 SCALE 238-group ENDF/B-V library high-enriched ²³⁵ U system results	62
6.3 SCALE 238-group ENDF/B-V library low-enriched homogeneous ²³⁵ U system results	63
6.4 SCALE 238-group ENDF/B-V library low-enriched LWR lattice results	64
6.5 SCALE 238-group ENDF/B-V library plutonium system results	65
6.6 SCALE 238-group ENDF/B-V library ²³³ U system results	66
6.7 SCALE 238-group ENDF/B-V library mixed-oxide lattice results	67
7.1 SCALE 44-group ENDF/B-V library high-enriched homogeneous ²³⁵ U system results	71
7.2 SCALE 44-group ENDF/B-V library low-enriched homogeneous ²³⁵ U system results	72
7.3 SCALE 44-group ENDF/B-V library low-enriched LWR lattice results	73
7.4 SCALE 44-group ENDF/B-V library plutonium system results	74
7.5 SCALE 44-group ENDF/B-V library ²³³ U system results	75
7.6 SCALE 44-group ENDF/B-V library mixed-oxide lattice results	76
B.1 Palmer ²³⁵ U/metal mixture benchmark results	104
B.2 Fully enriched UO ₂ F ₂ /H ₂ O <i>k-infinite</i> benchmark results	105
B.3 PCTR 1.006 wt % <i>k-infinite</i> experiment results	106
B.4 PCTR 1.071 wt % <i>k-infinite</i> experiment results	107
B.5 PCTR 1.157 wt % <i>k-infinite</i> experiment results	108

LIST OF TABLES

Table	Page
1.1 SCALE cross-section libraries	1
2.1 High-enriched homogeneous ²³⁵ U experiments	9
2.2 Low-enriched homogeneous ²³⁵ U experiments	18
2.3 LWR lattice experiments	23
2.4 ²³⁹ Pu experiments from ORNL/TM-12374	26
2.5 ²³⁹ Pu experiments from IHECSBE Handbook	27
2.6 ²³³ U critical experiments	27
2.7 Mixed-oxide (MOX) lattice experiments	29
8.1 Summary of SCALE library performance for various applications	77
A.1 SCALE cross-section library energy-group boundaries	89
B.1 Computational benchmark results	103
C.1 Resonance nuclides found on the SCALE 16-group Hansen-Roach library	113
C.2 Nuclides in SCALE 16-group Hansen-Roach library with multiple sets of thermal-scattering data ...	114
C.3 Contents of the SCALE 16-group Hansen-Roach library	114
D.1 Resonance nuclides in the ENDF/B-IV libraries	119
D.2 Nuclides in ENDF/B-IV libraries with multiple sets of thermal-scattering data	120
D.3 Contents of the 218-group ENDF/B-IV library	121
D.4 Contents of the 27-group ENDF/B-IV library	122
D.5 Contents of the 27-group burnup library	124
E.1 Resonance nuclides in the ENDF/B-V libraries	131
E.2 Nuclides in ENDF/B-V libraries with multiple sets of thermal-scattering data	139
E.3 Contents of the 238-group ENDF/B-V library	151
E.4 Contents of the 44-group ENDF/B-V library	156

ACKNOWLEDGMENTS

This report is dedicated to the memory of our coauthor Jim Mincey. His contributions to the nuclear criticality safety community during his career were outstanding and numerous.

The authors gratefully acknowledge Carl Withee and the U.S. Nuclear Regulatory Commission Spent Fuel Project Office for their continued technical and financial support of SCALE and this report.

The authors express their gratitude to four individuals who contributed significantly to this report. Kay Lichtenwalter produced the many plots that appear in this report and assisted in the preparation and review of the report. Jan Anderson compiled the initial drafts of this report. Willena Carter prepared the final report for publication. Cathy Shappert performed a timely and efficient edit of the report. These individuals produce outstanding professional work and contribute significantly to the SCALE project.

1 INTRODUCTION

Multi-energy group neutron cross-section libraries included in the SCALE code system¹ have seen widespread use over the years since the first release of SCALE in 1980. Numerous validation studies have been performed to satisfy ANSI/ANS-8.1-1998² and ANSI/ANS-8.17-1984,³ but this information is scattered and not succinctly compiled into an easy-to-use format.

This report is intended to begin where the SCALE user manual leaves off in identifying the performance of the SCALE libraries in the analysis of various fissile systems. Some of the performance areas can be demonstrated by examining the performance of the libraries when calculating critical experiments. In areas where directly applicable critical experiments do not exist, other factors must be examined based on the general knowledge of the strengths and weaknesses of the cross sections. In this case, the experience in the use of the cross sections and comparisons to the results of other libraries on the same systems must be relied on for establishing the acceptability of the application of a particular SCALE library to a particular fissile system.

This report will aid in establishing when a SCALE cross-section library should perform acceptably and what areas of application should be more carefully scrutinized. To determine the acceptability of a library for a particular application, the calculational bias of the library should be established by directly applicable critical experiments. Preferably, the bias for a particular application should be small; however, if the bias and any trends in the bias are well defined, then the library can be used, provided the bias and trends have been properly taken into account.

Table 1.1 shows the six neutron cross-section libraries currently available in SCALE. The SCALE Hansen-Roach library is a version of the Los Alamos 16-group Hansen-Roach library⁴ that has been modified at Oak Ridge National Laboratory (ORNL) and implemented into SCALE. The remaining five libraries were generated at ORNL for use as quasi system-independent criticality safety libraries. The two 27-group libraries are treated as one library in the performance comparisons presented in this report. The group-wise energy boundaries for these libraries are presented in Appendix A.

Table 1.1 SCALE cross-section libraries⁵

Library	SCALE designator
SCALE 16-group Hansen-Roach	HANSEN-ROACH
218-group ENDF/B-IV ⁶	218GROUPNDF4
27-group ENDF/B-IV	27GROUPNDF4
27-group ENDF/B-IV Burnup Library	27BURNUPLIB
238-group ENDF/B-V ⁷	238GROUPNDF5
44-group ENDF/B-V ⁸	44GROUPNDF5

Some of the generic strengths and weaknesses of the SCALE libraries will be discussed in Section 2. Included in that section are some common characteristics of the libraries and a discussion of the SCALE codes that perform resonance processing. Also included in Section 2 is a brief description of the calculational models and methodology used to demonstrate the performance of the libraries.

In the subsequent sections a more detailed description of each cross-section library will be presented. The performance of each library will be presented against a standard set of critical experiments to show general trends and weaknesses. The discussions in these sections will aid in identifying when a library would be expected to perform acceptably and where there are known or suspected deficiencies that would cause the calculations to be less reliable.

2 GENERAL DISCUSSION

Some of the strengths and weaknesses of the SCALE libraries may be discussed in general terms. As an example, the strengths and weaknesses (assumptions and approximations) used in the codes that generate/process the SCALE cross sections become generic strengths and weaknesses of the SCALE cross-section libraries. BONAMI⁹ and NITAWL,¹⁰ the two codes used for resonance processing in SCALE, are discussed below. The manner in which a cross-section set is generated, including the processing code and assumed generating flux, also affects the performance of a library. When using any SCALE library, one of the Criticality Safety Analysis Sequences (CSAS) should be used to ensure that the resonance self-shielding is handled appropriately. An overview of common characteristics of the SCALE libraries is presented here.

In general, all of the SCALE libraries perform acceptably for unmoderated fast systems and hydrogen-moderated thermal systems. These systems represent the largest class of application of the libraries and have the largest collection of critical experiments against which to validate. The SCALE libraries should be expected to perform less reliably for systems that have intermediate spectra and/or intermediate mass moderators that dominate the system transport, because of the lack of experimental data in these areas and the lack of emphasis in these areas during the preparation of the libraries. Note that many of the weaknesses of the SCALE libraries stem from weaknesses in the adequacy of the base data used to generate the libraries. Any library can perform only as well as the data upon which it is based. In the United States, the current source for base cross-section data is the Evaluated Nuclear Data Files (ENDF) maintained at Brookhaven National Laboratory.

2.1 CROSS-SECTION GENERATION

Several factors affect the performance of multigroup cross-section libraries, regardless of the reliability of the base data. These factors include the number of energy groups, the location of the energy-group boundaries, the flux used to generate the cross-section library, and the methods used to self-shield resonance nuclides.

Two fine-group libraries have been generated and used extensively with SCALE: the 218-group ENDF/B-IV Criticality Safety Reference Library (CSRL) and the 238-group ENDF/B-V Library to Analyze Radioactive Waste (LAW). Both libraries were generated into an AMPX¹¹ master library format that contains all the needed information to further process the cross sections for problem-specific temperature and resonance effects (i.e., a problem-specific or working library). Thus, the AMPX master libraries are intended to be quasi-system-independent criticality safety libraries. The problem-specific resolved resonance processing for both libraries (with the exception of a few nuclides) is via the Nordheim Integral Treatment within the NITAWL code. Single-level Breit-Wigner resolved resonance data are carried on the AMPX master library for resonance nuclides.

The unresolved resonance region is processed at a fixed potential scattering cross section (σ_p) of 50,000 barns for the 218-group library. As σ_p approaches infinity, the flux spectrum approaches an infinitely dilute flux spectrum.^a Therefore, as σ_p increases, the self-shielding decreases. Using such a large value for σ_p results in insufficient self-shielding of the cross sections in the unresolved resonance region. For typical fast and thermal systems, this lack of self-shielding is not a problem. The unresolved resonance region in the 238-group library is handled by

^aInfinite dilution assumes that the amount of the nuclide is infinitesimally small (or infinitely dilute) so that there is no effect on the flux and thus no self-shielding of the cross-section resonances. Self-shielding reduces the magnitude of the resonance because of reduction in the flux caused by other atoms of the same nuclide. See Figure 2.1.

Bondarenko data, which are processed by BONAMI on a problem-specific basis. This method of handling the unresolved resonance region is more accurate.

The group structure for the fine-group libraries was developed for use on fast systems and thermal systems. Groups were intentionally added in the 238-group library structure to subdivide resolved resonances of important nuclides (for example ^{238}U) to minimize the effects of limitations of the Nordheim treatment within NITAWL on resonance processing. The additional energy-group structure allows the resonance structure to be described in multigroup data similar to point data. Other groups were added in going from the 218- to the 238-group library to specifically address the 0.3 eV thermal resonance in ^{239}Pu that cannot be properly modeled in NITAWL due to its low energy and lack of resonance data and the thermal Maxwellian peak. The additional energy-group structure also enables more accurate handling of thermal upscatter.

The two fine-group libraries were generated with a different flux function. Resonance nuclides were generated with a fission Maxwellian (10 MeV to 70 keV) - $1/E$ (70 keV to 0.125 eV) - thermal Maxwellian (0.125 to 10^{-5} eV) flux function in both libraries. Nonresonance nuclides were generated with a fission Maxwellian - $1/(E\sigma_0)$ - thermal Maxwellian flux function in the 218-group library and with a fission Maxwellian - $1/E$ - thermal Maxwellian flux function in the 238-group library. This difference in generating function can cause the two libraries to calculate differently for certain classes of systems.

The use of a $1/(E\sigma_0)$ weighting function results in a flux spectrum approximating the spectrum in a material composed entirely of that nuclide. Conversely, the use of a $1/E$ weighting function results in an infinitely dilute flux spectrum, thus providing no self-shielding effect and resulting in the loss of resonance data. In the former case, the cross-section structure is highly shielded and in the latter it is totally unshielded. The significance of this difference lies in the fact that there are many nuclides in ENDF which have significant resonance structure but which, according to ENDF, are considered to be nonresonance nuclides. These nuclides are usually intermediate-mass nuclides (e.g., Al, Si, S, Cl, K) and, if they play a significant role in the absorption and/or transport in a calculation, the two fine-group libraries can perform quite differently. The impact of the weighting on cross-section performance will be discussed more fully in the respective sections for the 218- and 238-group libraries.

The manner in which the ENDF/B-IV 27-group library and the ENDF/B-V 44-group library were collapsed from the parent fine-group libraries is also characteristically different. The 27-group library was collapsed using the generating flux of the 218-group library described above. This characteristic causes all nonresonance nuclides to have any cross-section structure fully self-shielded; both capture and scatter cross sections are minimized. This characteristic is desirable for systems where a nuclide other than hydrogen dominates the transport (intermediate spectrum), but has little impact on fast or well-thermalized systems.

The 44-group library was collapsed using a typical light-water-reactor lattice spectrum at room temperature conditions. This spectrum is very similar to an infinite dilute $1/E$ spectrum, except that structure due to oxygen and ^{238}U cross-section structure appears in the collapsing flux. The group structure of the library is the same as the 27-group library except that additional groups have been added below 0.4 eV to address the ^{239}Pu resonance region (0.2 - 0.4 eV) and the thermal Maxwellian (0.003 - 0.1 eV). The library performs well on fast or well-thermalized systems and for lattices of fuel pins. The use of an infinite dilute collapsing flux causes all nonresonance nuclides to have cross-section structure shielded at minimum values. Both capture and scatter cross sections are maximized, which adversely impacts some classes of homogeneous systems and systems where nuclides other than hydrogen dominate the transport.

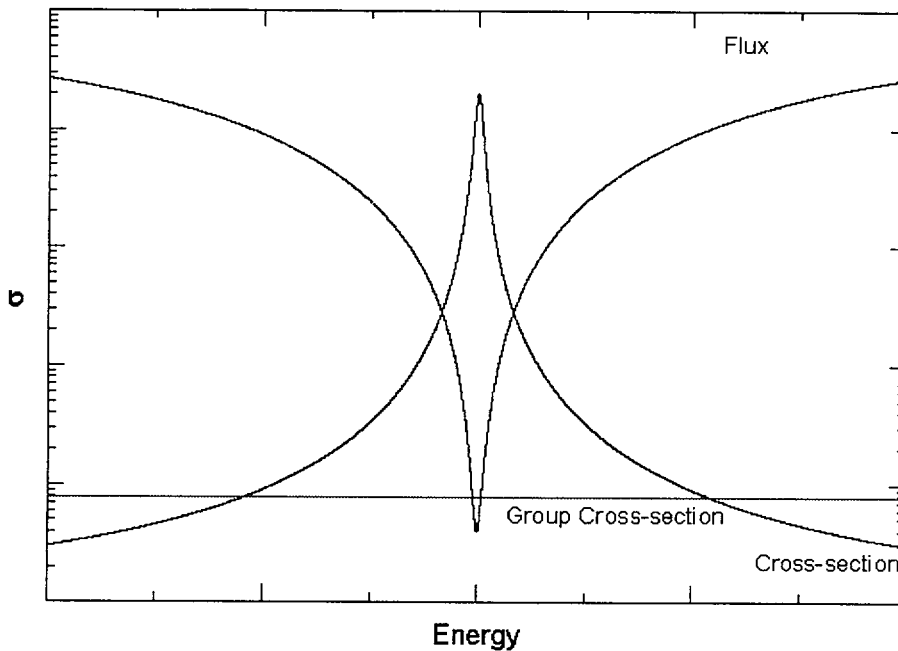


Figure 2.1 Self-shielding of cross-section resonance

2.2 RESONANCE PROCESSING

Resonance processing in the SCALE sequences is performed by BONAMI and NITAWL. Both of these codes are able to process resolved and unresolved resonance data using different methods discussed in the following sections. A common trait between both modules is that neither BONAMI nor NITAWL treat resonance overlap or resonance interference. Resonance overlap may occur because of several characteristics of a system. Typically, resonance overlap occurs when two nuclides in a mixture have resonances at the same or nearly the same energies, as discussed in Section M7.A of the SCALE manual.¹ When resonance overlap is ignored, the flux used to shield the cross section is incorrect and thus the group cross section can be in error. Another form of resonance overlap can occur when the same resonance nuclide appears in different regions (mixtures) of a geometry specification, because SCALE currently only processes one region at a time. Again, because an incorrect flux is used to shield the cross sections, the group cross sections can be in error. An example of this is in a dissolver where a fuel lump is surrounded by fissile solution containing the same resonance absorbers.

Resonance interference is similar to resonance overlap. When two resonances are close together, the higher-energy resonance affects the flux shape in the lower-energy resonance, because the flux does not reach the asymptotic flux form before the next resonance. Resonance interference can occur between resonances of different nuclides or two closely spaced resonances of the same nuclide. The limitations and approximations used in BONAMI and NITAWL will be discussed below.

NITAWL performs temperature broadening during resonance processing. If temperature data are included in the library, BONAMI performs temperature broadening at the user-specified problem temperature during resonance processing. Starting with SCALE 4.3, NITAWL also performs a temperature interpolation of thermal-scattering data on the master library.

2.2.1 BONAMI

The BONAMI module self-shields cross sections with Bondarenko data using the shielding-factor methodology. Nuclides with Bondarenko data carry an infinite dilute cross section on the master library and tables of shielding factors that are dilution-dependent. BONAMI performs an iteration for each nuclide and each energy group that has shielding factors. Convergence is achieved when the sum of the individually shielded cross sections agrees with the shielded total cross section. In this manner, the problem-dependent self-shielded cross sections for each nuclide and each group are determined and interacting effects are taken into account. When CSAS calls BONAMI, heterogenous geometry effects are accounted for in the escape cross section that is passed to BONAMI. The escape cross section is determined based on the system geometry specified in the cross-section processing portion of the SCALE input. The geometry type, materials, characteristic dimensions, and the Dancoff factor are all used to determine the escape cross section. By using the escape cross section to account for geometry effects, all nuclides can be processed by BONAMI as infinite homogeneous media in the CSAS sequences.

The performance of libraries shielded by the Bondarenko method depends on the adequacy of the approximations used to generate the Bondarenko data. The typical approach is to use the narrow resonance approximation to generate these data, which is adequate for a broad range of applications. When a resonance is not narrow relative to the slowing down in the system, the narrow resonance approximation breaks down and the resonance corrections for the cross sections can be in error. This breakdown has been observed for libraries that use the Bondarenko method to shield the low-energy resolved resonances for ^{238}U for systems with low hydrogen moderation¹² and for many nuclides when the principal moderator is an intermediate-mass nuclide. The solution to this type of breakdown is to either carry sufficient cross-section energy groups to march across the resonance and/or to use more appropriate flux-generating methods to compute the Bondarenko factors. This problem does not occur in the SCALE libraries because Bondarenko data are only used in the unresolved resonance range.

2.2.2 NITAWL

The NITAWL-II module shields cross sections with resonance data utilizing the Nordheim integral transport method. In the SCALE implementation, the infinite-dilute multi-group cross sections are adjusted by a correction value determined by NITAWL. The correction is calculated by first determining the infinite dilute contribution of each resonance to the group cross section and then by calculating what the contribution would be if the resonance was shielded for the specific problem. The geometry type, materials, characteristic dimensions, and Dancoff factor are all passed to NITAWL for determining the details of the approximations used to self-shield the cross sections. NITAWL uses two moderators when reconstructing the shielded flux. The slowing-down mass and scatter cross section for the principal material (first moderator) mixed with the fuel are used explicitly. The remaining materials (second moderator) are treated using an averaged slowing-down mass and scatter cross section.

A fundamental assumption of the Nordheim method is that resonances are widely spaced, both within a particular nuclide and between nuclides. If this assumption is not correct, the flux used to construct the resonance contribution to the group cross section is incorrect. Breakdowns have been observed when NITAWL was used to

self-shield cross sections of fissile nuclides with overlapping resonances in dissolver-type systems¹³ and in systems with intermediate-mass moderators and intermediate-mass resonance materials.

2.2.3 Thermal-Scattering Data Limitation

A discrepancy was discovered prior to the release of SCALE 4.3, when KENO V.a calculations using the 27-group library were compared with calculations using a commercial 2-D lattice physics code for LWR fuel assemblies in a storage configuration as a function of temperature. The two codes were in relative agreement at low temperatures (20°C) and small water gaps between assemblies. However, as the temperature of the system was increased to 120°C, the 2-D lattice code calculations gave increasingly larger values of k_{eff} relative to KENO. Larger water gaps (between assemblies) enhanced the temperature effects on calculated k_{eff} . The KENO results were as much as 3% lower at 120°C.

The cause of this discrepancy was identified as a limitation in processing the thermal-scattering data when NITAWL makes a working library in versions of SCALE prior to 4.3. The SCALE ENDF/B-IV hydrogen has scattering matrices at 293 K and 550 K (20°C and 277°C). When NITAWL processes hydrogen, the scattering matrix with a temperature closest to that specified is used. It was determined that the temperature dependence of the scattering can increase the multiplication factor by as much as 2.5%. Users of earlier versions of SCALE should be aware of this problem and ensure that the hydrogen-scattering matrices used in their analyses are either appropriate or conservative with respect to k_{eff} . The SCALE ENDF/B-V libraries contain hydrogen scattering matrices at eight temperatures and were not released until SCALE 4.3, so this problem does not exist for the ENDF/B-V libraries.

Information on the thermal-scattering data available in the SCALE criticality-safety libraries may be found in Appendices C-E.

2.3 GENERAL DESCRIPTION OF THE VALIDATION EXPERIMENTS

In addition to discussing general experience and performance for each SCALE cross-section library, the performance of each library will be demonstrated for a set of benchmark models. These models are primarily composed of critical experiment models that have been used in the past to validate one or more of the SCALE libraries.

The performance of each library for these calculations provides a measure of the adequacy of the library. It is not surprising that, in general, the libraries perform rather predictably for these benchmarks; after all, most of the systems fall into the realm of typical applications for which the libraries were intended. The calculations show the general range of application of the libraries. **It cannot be emphasized too strongly that application of cross sections outside the range of validation must be done with great care, regardless of the criticality safety code and/or cross sections used.** This caution is due to potential unidentified deficiencies in both the base cross-section data and in the manner the cross sections are processed from ENDF/B formats for use by the various codes.

The descriptions and results for several calculational benchmarks are presented in Appendix B. These calculational benchmarks are models that are hypothetical and do not model actual critical experiments, but were

set up to study characteristics of the library over a range of parameters and to allow for easy comparison of two or more cross-section libraries. Because they do not model an actual experiment, the calculational benchmarks do not demonstrate the adequacy of a particular code or cross-section set, but show over the range of possible application where different cross-section libraries agree or disagree. Agreement between the libraries for the various parametric studies does not, in itself, demonstrate the adequacy of the library for the application. Disagreement between libraries, however, does indicate where one or another of the libraries may be deficient. An obvious extension of this statement is that when different cross-section libraries give different results for the same system, similar differences should show up in the equivalent validations for the libraries; otherwise, neither library has been validated for the application.

2.3.1 High-Enriched Homogeneous ^{235}U Experiments

More than 130 critical experiments from Table 5 of ORNL/TM-238 (Ref. 14) and the *International Handbook of Evaluated Criticality Safety Benchmark Experiments*¹⁵ (IHECSBE) were selected to evaluate the performance of the cross-section libraries for high-enriched homogeneous uranium systems. In addition, eight experiments using high-enriched uranium disks and polyethylene disks,¹⁶ commonly referred to as the Jemima plates, were selected. A list of the experiments is provided in Table 2.1. The experiments can be subdivided into three groups: (1) uranium metal systems with fast or intermediate-energy spectra; (2) Jemima high-enriched experiments with intermediate-energy spectra; and (3) uranyl nitrate and uranyl fluoride solutions with thermal-energy spectra. These experiments are similar to those that have been used for criticality safety validation of weapons facilities. Six of the experiments in Table 5 of ORNL/TM-238 were also included in the evaluated experiments of Ref. 15. The evaluated models were used when available.

Table 2.1 High-enriched homogeneous ^{235}U experiments

Case	Experimental description
CAS01 ^a	Y-12 validation case A-1. 93.8% U metal sphere, unreflected (GODIVA)
CAS04	Y-12 validation case A-2. 93.2% U-Mo alloy cylinder annulus, unreflected
CAS05	Y-12 validation case A-3. 93.2% UO_2F_2 solution, 19.992 g U/L, in Al sphere, unreflected
CAS06 ^a	Y-12 validation case A-4. 93.18% $\text{UO}_2(\text{NO}_3)_2$ solution, 20.12 g U/L, in Al sphere, unreflected
CAS07	Y-12 validation case A-5. 93.5% U metal hemispherical shell, H_2O -reflected
CAS08	Y-12 validation case A-6. 93.2% U metal cylinder annulus, graphite-reflected
CAS09	Y-12 validation case A-7. 94% U metal cuboid, natural U-reflected
CAS10	Y-12 validation case A-8. 93.1% U metal hemispherical shell, oil-reflected
CAS11	Y-12 validation case A-9. 93.1 % U metal hemispherical shell, steel center and oil-reflected
CAS02 ^a	Y-12 validation case A-10. 97.67% U metal sphere, H_2O -reflected
CAS03 ^a	Y-12 validation case A-11. 93.172% $\text{UO}_2(\text{NO}_3)_2$ solution, 346.7 g U/L, in SS cylinder, unreflected
CAS12	Y-12 validation case B-1. 93.2% U metal cylinder annulus, unreflected, smaller U cylinder in hole touching one wall
CAS22	Y-12 validation case B-2. 93.2% U metal cylinder annulus, unreflected, smaller U block in hole touching one wall
CAS23	Y-12 validation case B-3. 93.2% U metal, unreflected cylinders and cuboids in approximate circular arrangement, cylinder, cuboid, and hemisphere stack in center

Table 2.1 (continued)

Case	Experimental description
CAS24	Y-12 validation case B-4. 93.2% U metal cylinders, 4 × 4 × 4 array, unreflected
CAS25	Y-12 validation case B-5. 93.2% U metal cylinders, 2 × 2 × 2 array, each unit in the array is a smaller cylinder capped on each end by a larger cylinder, unreflected
CAS26	Y-12 validation case B-6. 93.2% U metal cylinders, 2 × 2 × 2 array, paraffin-reflected
CAS27	Y-12 validation case B-7. 93.2% U metal cylinders, 2 × 2 × 2 array, each unit in the array is a smaller cylinder capped on each end by a larger cylinder, paraffin-reflected
CAS28	Y-12 validation case B-8. 93.2% U metal cylinders each in a Plexiglas box, 2 × 2 × 2 array of these units unreflected
CAS14	Y-12 validation case B-11. 93.2% UO ₂ (NO ₃) ₂ solution, 505 g U/L, in SS cylinders, 4 × 4 array, standing in a solution slab, Plexiglas-reflected
CAS15	Y-12 validation case B-12. 93.2% U metal cylinders, 2 × 2 × 2 array, graphite-moderated and polyethylene-reflected
CAS19	Y-12 validation case B-16. 93.1% UO ₂ (NO ₃) ₂ solution, 450.8 g U/L, in SS containers, square central column with 8 perpendicular cylindrical arms unreflected
CAS20 ^a	Y-12 validation case B-17. 93.17% UO ₂ (NO ₃) ₂ solution, 355.9 g U/L, in A1 cylinders, 4 × 4 array, Plexiglas-reflected
CAS21 ^a	Y-12 validation case B-18. 93.17% UO ₂ (NO ₃) ₂ solution, 364.1 g U/L, in A1 cylinders, 4 × 4 array, concrete-reflected
CAS30	Problem S333SP0. 93.2% UO ₂ F ₂ solution, 81.8 g U/L, in A1 slabs, three 7.62-cm slabs in 3 × 1 array, 0 cm separation, unreflected, cylindrical tank, floor and walls in experiment room included
CAS32	Problem S333SP1. 93.2% UO ₂ F ₂ solution, 81.8 g U/L, in A1 slabs, three 7.62-cm slabs in 3 × 1 array, 2.54-cm separation, unreflected, cylindrical tank, floor, and walls in experiment room included

Table 2.1 (continued)

Case	Experimental description
CAS34	Problem S333SP3. 93.2% UO_2F_2 solution, 81.8 g U/L, in Al slabs, three 7.62-cm slabs in 3×1 array, 7.62 cm separation, unreflected, cylindrical tank, floor, and walls in experiment room included
CAS 36	Problem S333SP4. 93.2% UO_2F_2 solution, 81.8 g U/L, in Al slabs, three 7.62-cm slabs in 3×1 array, 11.43-cm separation, unreflected, cylindrical tank, floor, and walls in experiment room included
CAS38	Problem S333SP5. 93.2% UO_2F_2 solution, 81.8 g U/L, in Al slabs, three 7.62-cm slabs in 3×1 array, 13.97 cm separation, unreflected, cylindrical tank, floor, and walls in experiment room included
CAS40	Problem S333SP6. 93.2% UO_2F_2 solution, 81.8 g U/L, in Al slabs, three 7.62-cm slabs in 3×1 array, 15.24 cm separation, unreflected, cylindrical tank, floor, and walls in experiment room included
CAS31	Problem S333SP0R. 93.2% UO_2F_2 solution, 81.8 g U/L, in Al slabs, three 7.62-cm slabs in 3×1 array, 0 cm separation, H_2O -reflected
CAS33	Problem S333SP1R. 93.2% UO_2F_2 solution, 81.8 g U/L, in Al slabs, three 7.62-cm slabs in 3×1 array, 2.54-cm separation, H_2O -reflected
CAS35	Problem S333SP3R. 93.2% UO_2F_2 solution, 81.8 g U/L, in Al slabs, three 7.62-cm slabs in 3×1 array, 7.62-cm separation, H_2O -reflected
CAS37	Problem S333SP4R. 93.2% UO_2F_2 solution, 81.8 g U/L, in Al slabs, three 7.62-cm slabs in 3×1 array, 11.43-cm separation, H_2O -reflected
CAS39	Problem S333SP5R. 93.2% UO_2F_2 solution, 81.8 g U/L, in Al slabs, three 7.62-cm slabs in 3×1 array, 13.97-cm separation, H_2O -reflected
CAS42	Problem S36SP2. 93.2% UO_2F_2 solution, 81.8 g U/L in Al slabs, 7.62- and 14.834-cm slabs in 2×1 array, 5.08-cm separation, unreflected

Table 2.1 (continued)

Case	Experimental description
CAS41	Problem S36SP15. 93.2% UO_2F_2 solution, 81.8 g U/L in Al slabs, 7.62- and 14.834-cm slabs in 2×1 array, 38.1-cm separation, unreflected
CAS43	Problem S36SP30. 93.2% UO_2F_2 solution, 81.8 g U/L in Al slabs, 7.62- and 14.834-cm slabs in 2×1 array, 76.2-cm separation, unreflected
CAS44	Problem S36SP48. 93.2% UO_2F_2 solution, 81.8 g U/L in Al slabs, 7.62- and 14.834-cm slabs in 2×1 array, 121.92-cm separation, unreflected
CAS45	Problem S363SP0. 93.2% UO_2F_2 solution, 81.8 g U/L, in Al slabs, 7.62-, 14.834-, and 7.62-cm slabs in 3×1 array, 0-cm separation, unreflected
CAS46	Problem S363SP10. 93.2% UO_2F_2 solution, 81.8 g U/L, in Al slabs, 7.62-, 14.834-, and 7.62-cm slabs in 3×1 array, 25.4-cm separation, unreflected
CAS47	Problem S363SP20. 93.2% UO_2F_2 solution, 81.8 g U/L, in Al slabs, 7.62-, 14.834-, and 7.62-cm slabs in 3×1 array, 50.8-cm separation, unreflected
CAS48	Problem S363SP32. 93.2% UO_2F_2 solution, 81.8 g U/L, in Al slabs, 7.62-, 14.834-, and 7.62-cm slabs in 3×1 array, 81.28-cm separation, unreflected
CAS52	Problem S63SP6. 93.2% UO_2F_2 solution, 81.8 g U/L, in Al slabs. One slab is made up from two 7.62-cm slabs snugly fit together, the other is 7.62 cm, 2×1 array, 15.24-cm separation, unreflected
CAS49	Problem S63SP12. 93.2% UO_2F_2 solution, 81.8 g U/L, in Al slabs. One slab is made up from two 7.62-cm slabs snugly fit together, the other is 7.62-cm, 2×1 array, 30.48-cm separation, unreflected
CAS50	Problem S63SP18. 93.2% UO_2F_2 solution, 81.8 g U/L, in Al slabs. One slab is made up from two 7.62-cm slabs snugly fit together, the other is 7.62 cm, 2×1 array, 45.72-cm separation, unreflected

Table 2.1 (continued)

Case	Experimental description
CAS51	Problem S63SP30. 93.2% UO_2F_2 solution, 81.8 g U/L, in Al slabs. One slab is made up from two 7.62-cm slabs snugly fit together, the other is 7.62 cm, 2×1 array, 76.2-cm separation, unreflected
CAS54	Problem S66SP2. 93.2% UO_2F_2 solution, 81.8 g U/L, in Al slabs. One slab is 14.834 cm, and the other is made up from two 7.62-cm slabs snugly fit together, 2×1 array, 5.08-cm separation, unreflected
CAS58	Problem S66SP6. 93.2% UO_2F_2 solution, 81.8 g U/L, in Al slabs. One slab is 14.834 cm, and the other is made up from two 7.62-cm slabs snugly fit together, 2×1 array, 15.24-cm separation, unreflected
CAS53	Problem S66SP15. 93.2% UO_2F_2 solution, 81.8 g U/L, in Al slabs. One slab is 14.834 cm, and the other is made up from two 7.62-cm slabs snugly fit together, 2×1 array, 38.1-cm separation, unreflected
CAS55	Problem S66SP20. 93.2% UO_2F_2 solution, 81.8 g U/L, in Al slabs. One slab is 14.834 cm, and the other is made up from two 7.62-cm slabs snugly fit together, 2×1 array, 50.8-cm separation, unreflected
CAS56	Problem S66SP30. 93.2% UO_2F_2 solution, 81.8 g U/L, in Al slabs. One slab is 14.834 cm, and the other is made up from two 7.62-cm slabs snugly fit together, 2×1 array, 76.2-cm separation, unreflected
CAS57	Problem S66SP48. 93.2% UO_2F_2 solution, 81.8 g U/L, in Al slabs. One slab is 14.834 cm, and the other is made up from two 7.62-cm slabs fit snugly together, 2×1 array, 121.92-cm separation, unreflected
CAS59	Problem S66SP66. 93.2% UO_2F_2 solution, 81.8 g U/L, in Al slabs. One slab is 14.834 cm, and the other is made up from two 7.62-cm slabs fit snugly together, 2×1 array, 167.64-cm separation, unreflected
CAS91	Problem U6B271F. 92.6% $\text{UO}_2(\text{NO}_3)_2$ solution, 63.3 g U/L, in Plexiglas cylinders, $3 \times 3 \times 3$ array, unreflected, walls, floor, and tank in experiment room included

Table 2.1 (continued)

Case	Experimental description
CAS60	Problem U2B271F. 92.6% $\text{UO}_2(\text{NO}_3)_2$ solution, 279 g U/L, in Plexiglas cylinders, $3 \times 3 \times 3$ array, unreflected, walls, floor, and tank in experiment room included
CAS61	Problem U2B81F. 92.6% $\text{UO}_2(\text{NO}_3)_2$ solution, 279 g U/L, in Plexiglas cylinders, $2 \times 2 \times 2$ array, unreflected, walls, floor, and tank in experiment room included
CAS62	Problem U4B1251F. 92.6% $\text{UO}_2(\text{NO}_3)_2$ solution, 415 g U/L, in Plexiglas cylinders, $5 \times 5 \times 5$ array, unreflected, walls, floor, and tank in experiment room included
CAS64	Problem U4B641F. 92.6% $\text{UO}_2(\text{NO}_3)_2$ solution, 415 g U/L, in Plexiglas cylinders, $4 \times 4 \times 4$ array, unreflected, walls, floor, and tank in experiment room included
CAS63	Problem U4B271F. 92.6% $\text{UO}_2(\text{NO}_3)_2$ solution, 415 g U/L, in Plexiglas cylinders, $3 \times 3 \times 3$ array, unreflected, walls, floor, and tank in experiment room included
CAS65	Problem U4B81F. 92.6% $\text{UO}_2(\text{NO}_3)_2$ solution, 415 g U/L, in Plexiglas cylinders, $2 \times 2 \times 2$ array, unreflected, walls, floor, and tank in experiment room included
CAS90	Problem U4U2B27. 92.6% $\text{UO}_2(\text{NO}_3)_2$ solution, 415 g U/L, in Plexiglas cylinders, $3 \times 3 \times 3$ array, unreflected, 279 g U/L in 5 central units, walls, floor, and tank in experiment room included
CAS66	Problem U4R27A1F. 92.6% $\text{UO}_2(\text{NO}_3)_2$ solution, 415 g U/L, in Plexiglas cylinders, $3 \times 3 \times 3$ array, reflected, 15.24 cm paraffin on bottom, 1.27-cm Plexiglas on other faces
CAS67	Problem U4R27B1F. 92.6% $\text{UO}_2(\text{NO}_3)_2$ solution, 415 g U/L, in Plexiglas cylinders, $3 \times 3 \times 3$ array, reflected, 15.24-cm paraffin on bottom, 2.54-cm Plexiglas on other faces
CAS68	Problem U4R27C1F. 92.6% $\text{UO}_2(\text{NO}_3)_2$ solution, 415 g U/L, in Plexiglas cylinders, $3 \times 3 \times 3$ array, reflected, 15.24-cm paraffin on bottom, 1.27-cm paraffin on other faces
CAS69	Problem U4R27D1F. 92.6% $\text{UO}_2(\text{NO}_3)_2$ solution, 415 g U/L, in Plexiglas cylinders, $3 \times 3 \times 3$ array, reflected, 15.24-cm paraffin on 5 faces, 15.24-cm Plexiglas on 1 face

Table 2.1 (continued)

Case	Experimental description
CAS70	Problem U4R27EIF. 92.6% $\text{UO}_2(\text{NO}_3)_2$ solution, 415 g U/L, in Plexiglas cylinders, $3 \times 3 \times 3$ array, reflected, 15.24-cm paraffin on bottom, 3.81-cm paraffin on other faces
CAS71	Problem U4R27FIF. 92.6% $\text{UO}_2(\text{NO}_3)_2$ solution, 415 g U/L, in Plexiglas cylinders, $3 \times 3 \times 3$ array, reflected, 15.24-cm paraffin on bottom, 7.62-cm paraffin on other faces
CAS72	Problem U4R27GIF. 92.6% $\text{UO}_2(\text{NO}_3)_2$ solution, 415 g U/L, in Plexiglas cylinders, $3 \times 3 \times 3$ array, reflected, 1.27-cm Plexiglas all faces
CAS73	Problem U4R27HIF. 92.6% $\text{UO}_2(\text{NO}_3)_2$ solution, 415 g U/L, in Plexiglas cylinders, $3 \times 3 \times 3$ array, reflected, 1.27-cm paraffin all faces
CAS74	Problem U4R27IIF. 92.6% $\text{UO}_2(\text{NO}_3)_2$ solution, 415 g U/L, in Plexiglas cylinders, $3 \times 3 \times 3$ array, reflected, 15.24-cm paraffin all faces
CAS75	Problem U4R27JIF. 92.6% $\text{UO}_2(\text{NO}_3)_2$ solution, 415 g U/L, in Plexiglas cylinders, $3 \times 3 \times 3$ array, reflected, 3.81-cm paraffin all faces
CAS76	Problem U4R8AIF. 92.6% $\text{UO}_2(\text{NO}_3)_2$ solution, 415 g U/L, in Plexiglas cylinders, $2 \times 2 \times 2$ array, reflected, 15.24-cm paraffin on bottom, 1.27-cm Plexiglas on other faces
CAS77	Problem U4R8BIF. 92.6% $\text{UO}_2(\text{NO}_3)_2$ solution, 415 g U/L, in Plexiglas cylinders, $2 \times 2 \times 2$ array, reflected, 15.24-cm paraffin on bottom, 11.43-cm Plexiglas on other faces
CAS78	Problem U4R8CIF. 92.6% $\text{UO}_2(\text{NO}_3)_2$ solution, 415 g U/L, in Plexiglas cylinders, $2 \times 2 \times 2$ array, reflected, 15.24-cm paraffin on bottom, 15.24-cm Plexiglas on other faces
CAS79	Problem U4R8D1F. 92.6% $\text{UO}_2(\text{NO}_3)_2$ solution, 415 g U/L, in Plexiglas cylinders, $2 \times 2 \times 2$ array, reflected, 15.24-cm paraffin on bottom, 2.54-cm Plexiglas on other faces
CAS80	Problem U4R8EIF. 92.6% $\text{UO}_2(\text{NO}_3)_2$ solution, 415 g U/L, in Plexiglas cylinders, $2 \times 2 \times 2$ array, reflected, 15.24-cm paraffin on bottom, 4.45-cm Plexiglas on other faces

Table 2.1 (continued)

Case	Experimental description
CAS81	Problem U4R8FIF. 92.6% $\text{UO}_2(\text{NO}_3)_2$ solution, 415 g U/L, in Plexiglas cylinders, $2 \times 2 \times 2$ array, reflected, 15.24-cm paraffin on bottom, 6.35-cm Plexiglas on other faces
CAS82	Problem U4R8GIF. 92.6% $\text{UO}_2(\text{NO}_3)_2$ solution, 415 g U/L, in Plexiglas cylinders, $2 \times 2 \times 2$ array, reflected, 15.24-cm paraffin on bottom, 1.27-cm Plexiglas on other faces
CAS83	Problem U4R8HIF. 92.6% $\text{UO}_2(\text{NO}_3)_2$ solution, 415 g U/L, in Plexiglas cylinders, $2 \times 2 \times 2$ array, reflected, 15.24-cm paraffin on bottom, 3.81-cm Plexiglas on other faces
CAS84	Problem U4R8IIF. 92.6% $\text{UO}_2(\text{NO}_3)_2$ solution, 415 g U/L, in Plexiglas cylinders, $2 \times 2 \times 2$ array, reflected, 15.24-cm paraffin on bottom, 7.62-cm Plexiglas on other faces
CAS85	Problem U4R8JIF. 92.6% $\text{UO}_2(\text{NO}_3)_2$ solution, 415 g U/L, in Plexiglas cylinders, $2 \times 2 \times 2$ array, reflected, 1.27-cm Plexiglas all faces
CAS86	Problem U4R8KIF. 92.6% $\text{UO}_2(\text{NO}_3)_2$ solution, 415 g U/L, in Plexiglas cylinders, $2 \times 2 \times 2$ array, reflected, 1.27-cm paraffin all faces
CAS87	Problem U4R8L1F. 92.6% $\text{UO}_2(\text{NO}_3)_2$ solution, 415 g U/L, in Plexiglas cylinders, $2 \times 2 \times 2$ array, reflected, 15.24-cm paraffin all faces
CAS88	Problem U4R8M1F. 92.6% $\text{UO}_2(\text{NO}_3)_2$ solution, 415 g U/L, in Plexiglas cylinders, $2 \times 2 \times 2$ array, reflected, 3.81-cm paraffin all faces
CAS89	Problem U4R8N1F. 92.6% $\text{UO}_2(\text{NO}_3)_2$ solution, 415 g U/L, in Plexiglas cylinders, $2 \times 2 \times 2$ array, reflected, 7.62-cm paraffin all faces
HEU-MET-FAST-001	Bare, highly enriched uranium sphere (Godiva) Same as CAS01
HEU-MET-FAST-004	Water-reflected, highly enriched uranium sphere Same as CAS02
HEU-SOL-THERM-001	Minimally reflected cylinders of highly enriched solutions of uranyl nitrate (10 experiments - Exp. 2 same as CAS03)

Table 2.1 (continued)

Case	Experimental description
HEU-SOL-THERM-007	Concrete reflected arrays highly enriched solutions of uranyl nitrate (17 experiments - Exp. 4 same as CAS21)
HEU-SOL-THERM-008	Plexiglas reflected arrays highly enriched solutions of uranyl nitrate (14 experiments - Exp. 4 same as CAS20)
HEU-SOL-THERM-013	Unreflected 174-L spheres of enriched uranium nitrate solutions (4 experiments - Exp. 1 same as CAS06)
Jemima	1/8 in.-thick × 15 in.-diam U(93) plates Experiment 1 - with no polyethylene disks Experiment 2 - with 1/16 in.-thick polyethylene disks Experiment 3 - with 1/8 in.-thick polyethylene disks Experiment 4 - with 1/4 in.-thick polyethylene disks Experiment 5 - with 1/2 in.-thick polyethylene disks Experiment 6 - with 1 in.-thick polyethylene disks Experiment 7 - with 1-1/2 in.-thick polyethylene disks Experiment 8 - with 2 in.-thick polyethylene disks

^a Case from IHECSBE used instead

2.3.2 Low-Enriched Homogeneous ^{235}U Experiments

Forty-nine critical experiments from Table 3 of ORNL/TM-238 (Ref. 14) were selected to evaluate the performance of the cross-section libraries for low-enriched homogeneous uranium systems. A list of the experiments is provided in Table 2.2. The experiments consist of three types: (1) UF_4 /paraffin blocks; (2) damp oxide powders (U_3O_8); and (3) uranyl fluoride solutions. These experiments are typical of those used to perform criticality-safety validation for the low-enriched portion of a diffusion plant.

Table 2.2 Low-enriched homogeneous ^{235}U experiments

Case	Experimental description
CAS04	An unreflected rectangular parallelepiped of homogeneous $\text{U}(1.4)\text{F}_4$ and paraffin with an H/U-235 atomic ratio of 421.8; 93.1 cm \times 93.0 cm \times 123.8 cm
CAS05	An unreflected rectangular parallelepiped of homogeneous $\text{U}(1.4)\text{F}_4$ and paraffin with an H/U-235 atomic ratio of 421.8; 100.0 cm \times 99.9 cm \times 103.1 cm
CAS06	An unreflected rectangular parallelepiped of homogeneous $\text{U}(1.4)\text{F}_4$ and paraffin with an H/U-235 atomic ratio of 421.8; 130.7 cm \times 130.6 cm \times 74.2 cm
CAS11	A reflected rectangular parallelepiped of homogeneous $\text{U}(2)\text{F}_4$ and paraffin with an H/U-235 atomic ratio of 195.2; 56.22 cm \times 56.22 cm \times 112.88 cm, reflected with 15.2 cm of paraffin on top and sides and 15.2 cm of Plexiglas on the bottom
CAS12	An unreflected rectangular parallelepiped of homogeneous $\text{U}(2)\text{F}_4$ and paraffin with an H/U-235 atomic ratio of 195.2; 71.47 cm \times 71.47 cm \times 94.14 cm
CAS13	A reflected rectangular parallelepiped of homogeneous $\text{U}(2)\text{F}_4$ and paraffin with an H/U-235 atomic ratio of 293.9; 51.11 cm \times 51.11 cm \times 73.87 cm, reflected with 15.2 cm of paraffin on top
CAS14	An unreflected rectangular parallelepiped of homogeneous $\text{U}(2)\text{F}_4$ and paraffin with an H/U-235 atomic ratio of 293.9; 56.22 cm \times 56.22 cm \times 122.47 cm
CAS15	A reflected rectangular parallelepiped of homogeneous $\text{U}(2)\text{F}_4$ and paraffin with an H/U-235 atomic ratio of 406.3; 53.67 cm \times 53.67 cm \times 54.29 cm, reflected with 15.2 cm of paraffin on top and sides and 15.2 cm of Plexiglas on the bottom

Table 2.2 (continued)

Case	Experimental description
CAS16	A reflected rectangular parallelepiped of homogeneous $U(2)F_4$ and paraffin with an H/U-235 atomic ratio of 495.9; 46.00 cm \times 46.00 cm \times 96.57 cm, reflected with 15.2 cm of paraffin on top and sides and 15.2 cm of Plexiglas on the bottom
CAS17	A reflected rectangular parallelepiped of homogeneous $U(2)F_4$ and paraffin with an H/U-235 atomic ratio of 613.6; 56.32 cm \times 61.29 cm \times 54.08 cm, reflected with 15.2 cm of polyethylene on top and sides and 15.2 cm of Plexiglas on the bottom
CAS18	An unreflected rectangular parallelepiped of homogeneous $U(2)F_4$ and paraffin with an H/U-235 atomic ratio of 613.6; 61.3 cm \times 66.54 cm \times 66.52 cm
CAS19	A reflected rectangular parallelepiped of homogeneous $U(2)F_4$ and paraffin with an H/U-235 atomic ratio of 971.7; 76.51 cm \times 76.44 cm \times 82.42 cm, reflected with 5.2 cm of polyethylene on top and sides and 15.2 cm of Plexiglas on the bottom
CAS20	An unreflected rectangular parallelepiped of homogeneous $U(2)F_4$ and paraffin with an H/U-235 atomic ratio of 971.7; 81.45 cm \times 86.70 cm \times 88.22 cm
CAS21	A reflected rectangular parallelepiped of homogeneous $U(3)F_4$ and paraffin with an H/U-235 atomic ratio of 133.4; 51.14 cm \times 51.14 cm \times 51.27 cm, reflected with 15.2 cm of paraffin on top and sides and 15.2 cm of Plexiglas on the bottom
CAS22	A reflected rectangular parallelepiped of homogeneous $U(3)F_4$ and paraffin with an H/U-235 atomic ratio of 133.4; 43.47 cm \times 43.47 cm \times 86.39 cm, reflected with 15.2 cm of paraffin on top and sides and 15.2 cm of Plexiglas on the bottom
CAS23	A reflected rectangular parallelepiped of homogeneous $U(3)F_4$ and paraffin with an H/U-235 atomic ratio of 133.4; 46.02 cm \times 46.02 cm \times 67.57 cm, reflected with 15.2 cm of paraffin on top and sides and 15.2 cm of Plexiglas on the bottom
CAS24	A reflected rectangular parallelepiped of homogeneous $U(3)F_4$ and paraffin with an H/U-235 atomic ratio of 133.4; 56.25 cm \times 56.25 cm \times 43.41 cm, reflected with 15.2 cm of paraffin on top and sides and 15.2 cm

Table 2.2 (continued)

Case	Experimental description
	of Plexiglas on the bottom
CAS25	A reflected rectangular parallelepiped of homogeneous $U(3)F_4$ and paraffin with an H/U-235 atomic ratio of 133.4; 61.36 cm \times 61.36 cm \times 38.67 cm, reflected with 15.2 cm of paraffin on top and sides and 15.2 cm of Plexiglas on the bottom
CAS26	An unreflected rectangular parallelepiped of homogeneous $U(3)F_4$ and paraffin with an H/U-235 atomic ratio of 133.4; 56.47 cm \times 56.47 cm \times 86.64 cm
CAS27	An unreflected rectangular parallelepiped of homogeneous $U(3)F_4$ and paraffin with an H/U-235 atomic ratio of 133.4; 56.25 cm \times 61.36 cm \times 74.38 cm
CAS28	An unreflected rectangular parallelepiped of homogeneous $U(3)F_4$ and paraffin with an H/U-235 atomic ratio of 133.4; 61.4 cm \times 61.4 cm \times 66.0 cm
CAS29	A reflected rectangular parallelepiped of homogeneous $U(3)F_4$ and paraffin with an H/U-235 atomic ratio of 276.9; 40.81 cm \times 40.80 cm \times 39.49 cm, reflected with 15.2 cm of polyethylene on top and sides and 15.2 cm of Plexiglas on the bottom
CAS30	An unreflected rectangular parallelepiped of homogeneous $U(3)F_4$ and paraffin with an H/U-235 atomic ratio of 276.9; 40.90 cm \times 40.93 cm \times 116.80 cm
CAS31	An unreflected rectangular parallelepiped of homogeneous $U(3)F_4$ and paraffin with an H/U-235 atomic ratio of 276.9; 48.59 cm \times 51.14 cm \times 48.53 cm
CAS32	An unreflected rectangular parallelepiped of homogeneous $U(3)F_4$ and paraffin with an H/U-235 atomic ratio of 276.9; 81.71 cm \times 81.66 cm \times 31.34 cm
CAS33	A composite cadmium/steel/water side reflected stainless steel cylinder of 0.079 cm wall thickness and 19.545 cm IR filled to a height of 54.45 cm with $U(4.98)O_2F_2$ solution at an H/U-235 atomic ratio of 488
CAS34	A composite 1-in. steel/water side reflected steel cylinder of 0.079 cm wall thickness and 16.51 cm IR filled to a height of 143 cm with $U(4.98)O_2F_2$ solution at an H/U-235 atomic ratio of 488

Table 2.2 (continued)

Case	Experimental description
CAS35	An unreflected sphere of $U(4.98)O_2F_2$ with an H/U-235 atomic ratio of 490. Solution radius of 25.3873 cm and stainless steel container wall thickness of 0.0508 cm
CAS36	An unreflected stainless steel cylinder of 0.07874 cm wall thickness and a 19.55 cm IR filled to a height of 101.7 cm, with $U(4.98)O_2F_2$ solution at H/U-235 atomic ratio of 496
CAR01	Experiment 1. 4.46%-enriched U_3O_8 , H/U = 0.77, 42 fuel cans with 2.44-cm interstitial moderation, plastic-reflected
CAR02	Experiment 2. 4.46%-enriched U_3O_8 , H/U = 0.77, 43 fuel cans with 2.44-cm interstitial moderation, plastic-reflected
CAR03	Experiment 3. 4.46%-enriched U_3O_8 , H/U = 0.77, 100 fuel cans with 0.929-cm interstitial moderation, plastic-reflected
CAR04	Experiment 13. 4.46%-enriched U_3O_8 , H/U = 0.77, 40 fuel cans with 2.44-cm interstitial moderation, concrete-reflected
CAR05	Experiment 15. 4.46%-enriched U_3O_8 , H/U = 0.77, 98 fuel cans with 0.929-cm interstitial moderation, concrete-reflected
CAR06	4.46%-enriched U_3O_8 , H/U = 0.77, driven by 93.12%-enriched uranium metal sphere (29.870 kg), 120 + 4S fuel cans, plastic-reflected
CAR07	4.46%-enriched U_3O_8 , H/U = 0.77, driven by high-concentration (14.844 kg 351.18 gU/L) 93.17%-enriched $UO_2(NO_3)_2$, 119 + 2S fuel cans, plastic-reflected
CAR08	4.46% enriched U_3O_8 , H/U = 0.77, driven by low-concentration (12.871 kg 86.42 gU/L) 93.17%-enriched $UO_2(NO_3)_2$, 119 + 2S fuel cans, plastic-reflected
CAR09	4.46% enriched U_3O_8 , H/U = 0.77, driven by low-concentration (13.001 kg 86.42 gU/L) 93.17%-enriched $UO_2(NO_3)_2$, 119 + 2S fuel cans, plastic-reflected

Table 2.2 (continued)

Case	Experimental description
CAR10	4.46%-enriched U_3O_8 , $H/U = 0.77$, driven by low concentration (12.446 kg 86.42 gU/L) 93.17%-enriched $UO_2(NO_3)_2$, 119 + 2S fuel cans, concrete-reflected
CAR11	Experiment A. 4.46%-enriched U_3O_8 $H/U = 1.25$, 38 fuel cans with 2.44-cm interstitial moderation, plastic-reflected
CAR12	Experiment B. 4.46%-enriched U_3O_8 $H/U = 1.25$, 78 fuel cans with 0.929-cm interstitial moderation, plastic-reflected
CAR13	Experiment C. 4.46%-enriched U_3O_8 $H/U = 1.25$, 80 fuel cans with 0.929-cm interstitial moderation, plastic-reflected
CAR14	4.46%-enriched U_3O_8 $H/U = 1.25$, driven by high concentration (12.268 kg 351.64 gU/L), 93.17%-enriched $UO_2(NO_3)_2$, 119 + 2S fuel cans, plastic-reflected
CAR15	4.46%-enriched U_3O_8 $H/U = 1.25$, driven by high concentration (12.400 kg 351.65 gU/L), 93.17%-enriched $UO_2(NO_3)_2$, 119 + 2S fuel cans, plastic-reflected
CAR16	4.46%-enriched U_3O_8 $H/U = 1.25$, driven by low concentration (10.836 kg 86.60 gU/L), 93.17% enriched $UO_2(NO_3)_2$, 119 + 2S fuel cans, plastic-reflected
CAR17	Experiment F. 4.46%-enriched U_3O_8 $H/U = 2.03$, 48 fuel cans with 0.92-cm interstitial moderation, plastic-reflected
CAR18	Experiment G. 4.46%-enriched U_3O_8 $H/U = 2.03$, 30 fuel cans with 2.44-cm interstitial moderation, plastic-reflected
CAR19	Experiment D. 4.46%-enriched U_3O_8 $H/U = 2.03$, driven by 93.12% enriched-uranium metal sphere (13.73 kg), 120 + 4S fuel cans, plastic-reflected
CAR20	Experiment E. 4.46%-enriched U_3O_8 $H/U = 2.03$, driven by 93.12%-enriched hollow uranium metal sphere (12.786 kg), 120 + 4S fuel cans, plastic-reflected

2.3.3 LWR Lattice Experiments

Critical experiment cases 1 through 59 were selected from Table 4.1 of NUREG/CR-6102 (Ref. 8) to evaluate the performance of the SCALE codes and cross-section libraries for heterogeneous systems. A list of the experiments is given in Table 2.3. These experiments are low-enriched light-water-reactor (LWR) lattices. The series of experiments demonstrates the performance of both the cross sections and the SCALE resonance cross-section processing methodology. These experiments span a range of moderation and fuel pin arrangements that might be of interest in evaluating LWR fuel storage and transport.

Table 2.3 LWR lattice experiments

Case No.	Case designation	Enrich. (wt %)	Description	Lattice water/fuel volume ratio
1	p2438x05	2.35	No absorber plates	2.92
2	p2438x17	2.35	Boral absorber plates	2.92
3	p2438x28	2.35	Stainless steel absorber plates	2.92
4	p2615x14	4.31	Stainless steel absorber plates	3.88
5	p2615x23	4.31	Cadmium absorber plates	3.88
6	p2615x31	4.31	Boral absorber plates	3.88
7	p2827u2a	2.35	Uranium reflector	2.92
8	p2827l2a	2.35	Lead reflector	2.92
9	p2827non	2.35	No reflector	2.92
10	p2827u2b	4.31	Uranium reflector	3.88
11	p2827l2b	4.31	Lead reflector	3.88
12	p3314a	4.31	0.226-cm Boroflex absorber plates	1.6
13	p3314b	4.31	0.452-cm Boroflex absorber plates	1.6
14	p3602n2	2.35	Steel reflector, no absorber	2.92
15	p3602non	4.31	Steel reflector, no absorber	1.6
16	p3602s4	4.31	Steel reflector, borated steel absorber plates	1.6
17	p3602b4	4.31	Steel reflector, Boral absorber plates	1.6

Table 2.3 (continued)

Case No.	Case designation	Enrich. (wt %)	Description	Lattice water/fuel volume ratio
18	p3602c4	4.31	Steel reflector, cadmium absorber plates	1.6
19	p3926u2a	2.35	Uranium reflector	1.6
20	p3926l2a	2.35	Lead reflector	1.6
21	p3926n2	2.35	No reflector	1.6
22	p3926u4a	4.31	Uranium reflector	1.6
23	p3926l4a	4.31	Lead reflector	1.6
24	p3926nob	4.31	No reflector	1.6
25	p4267a	4.31	No soluble boron	1.59
26	p4267b	4.31	2550 ppm soluble boron	1.59
27	p4267c	4.31	No soluble boron	1.09
28	p4267d	4.31	2550 ppm soluble boron	1.09
29	pnl194	4.31	Hexagonal lattice, narrow pitch	0.509
30	ft214r	4.31	Flux traps, no voids	1.6
31	ft214v3	4.31	Flux traps with voids	1.6
32	baw1231a		Core I — 1152 ppm soluble boron	0.994
33	baw1231b		Core I — 3389 ppm soluble boron	0.994
34	baw1273m	2.46	Core XX — 1675 ppm soluble boron	0.999
35	baw1484a	2.46	2.46 Core IV — 84 B4C pins — 1 pitch between assemblies	1.84
36	baw1484b	2.46	Core IX - No B4C pins — 4 pitches between assemblies	1.84
37	baw1484c	2.46	Core XIII - 1.6 wt % Boral — 1 pitch between assemblies	34.55
38	baw1484d	2.46	Core XXI - 0.1 wt % Boral — 3 pitches between assemblies	35.17
39	baw1645t	2.46	Triangular pitch, pitch = pin O.D.	0.149

Table 2.3 (continued)

Case No.	Case designation	Enrich. (wt %)	Description	Lattice water/fuel volume ratio
40	baw1645s	2.46	Square pitch, pitch = pin O.D.	0.383
41	bw1645so	2.46	Square pitch, pitch = 1.17*pin O.D.	1.014
42	bnw1810a	2.46 and 4.02	Core 12 - No Gd fuel rods	1.84 and 1.53
43	bnw1810b	2.46 and 4.02	Core 14 - 12 Gd fuel rods	1.84 and 1.53
44	bnw1810c	2.46 and 4.02	Core 16 - 16 Gd fuel rods	1.84 and 1.53
45	e196u6n	2.35	0.615-in. pitch, 0 ppm soluble boron	1.196
46	epru615b	2.35	0.615-in. pitch, 464 ppm soluble boron	1.196
47	epru75	2.35	0.750-in. pitch, 0 ppm soluble boron	2.408
48	epru75b	2.35	0.750-in. pitch, 568 ppm soluble boron	2.408
49	e196u87c	2.35	0.870-in. pitch, 0 ppm soluble boron	3.687
50	epru87b	2.35	0.870-in. pitch, 286 ppm soluble boron	3.687
51	saxu56	5.74	2 lattice pitches, SS clad, 0.56-in. pitch	1.933
52	saxu792	5.74	2 lattice pitches, SS clad, 0.792-in. pitch	5.067
53	w3269a	3.7	Ag-In-Cd (0.330-in. O.D) absorber rods, 0.405-in. pitch	2.2
54	w3269b	3.7	Ag-In-Cd (0.330-in. O.D) absorber rods, 0.435-in. pitch	2.9
55	w3269c	2.72	Ag-In-Cd (0.403-in. O.D) absorber rods, 0.600-in. pitch	3.1
56	ans33bp2	4.75	Cruciform box, polyethylene powder absorbers	1.81
57	ans33bb2	4.75	Cruciform box, polyethylene balls absorbers	1.81
58	ans33bh2	4.75	Cruciform box only	1.81
59	ans33h2	4.75	No absorbers	1.81

2.3.4 ^{239}Pu Experiments

Thirty-four critical experiments from Table E.2 of ORNL/TM-12374 (Ref. 17) were utilized to evaluate the plutonium cross sections in SCALE (see Table 2.4). These experiments span a range of geometry, moderation level, and ^{240}Pu content. In addition, four models were taken from the IHECSBE Handbook. These experiments are listed in Table 2.5.

Table 2.4 ^{239}Pu experiments from ORNL/TM-12374

Koponen citation ID No. ^a	H/Pu atom ratio	% ^{240}Pu ratio	Pu density (g/cm**3)	Geometry	Reflector
2110-2	125	5	0.172	Sphere	None
2110-4	758	5	0.034	Sphere	6.6 mm steel
2110-5	15	2	1.12	Parallelepiped	None
2110-6	15	2	1.12	Parallelepiped	Plexiglas
2110-7	422	5	0.058	Slab	None
2110-8	50	18	0.37	Parallelepiped	None
2110-9, 13	50	18	0.37	Parallelepiped	Plexiglas
2210-14	210	8	0.116	Cylinder	20 cm water
2110-15, 16	0	18	5.8	Parallelepiped	None
2110-17, 21	0	18	5.8	Parallelepiped	Plexiglas
2110-23	5	11	2.3	Parallelepiped	None
2110-24, 27	5	11	2.3	Parallelepiped	Plexiglas
2110-29	623	43	0.041	Cylinder	20 cm water
2110-30	1067	4.6	0.024	Sphere	20 cm water
2110-32	1031	4.6	0.025	Sphere	2 mm steel + 20 cm water
2109-20	684	4.6	0.036	Sphere	25.4 cm concrete
2109-21	684	4.6	0.0355	Sphere	10.16 cm concrete
2109-22	496	4.6	0.0452	Sphere	10.16 cm concrete
2109-23	454	4.6	0.0509	Sphere	0.762 mm Cd + 10.16 cm concrete
2109-24	540	4.6	0.0469	Sphere	0.762 mm Cd + 32 cm concrete
2109-25	0	4.8	15.375	Sphere	19.6 cm natural U
1727-09	0	5.5	19.74	Cylinder	Water

^a Comma denotes inclusive (i.e., 17, 22 means experiments 17 through 22).

Table 2.5 ^{239}Pu experiments from IHECSBE Handbook

Case	Experiment description
PU-MET-FAST-001	^{239}Pu Jezebel: Bare Sphere of Plutonium-239 Metal
PU-MET-FAST-002	^{240}Pu Jezebel: Bare Sphere of Plutonium-239 Metal (20.1 at. % ^{240}Pu , 1.01 wt % Ga)
PU-SOL-THERM-004	Water-Reflected 14-in.-diam Spheres of Plutonium Nitrate Solutions, 0.54% to 3.43%
PU-SOL-THERM-009	Unreflected 48-in.-diam Sphere of Plutonium Nitrate Solution

2.3.5 ^{233}U Experiments

Thirty-three critical experiments involving ^{233}U were taken from the IHECSBE Handbook (see Table 2.6). These experiments span a range of geometry and moderation level. Only evaluated experiments were chosen for inclusion here because of known deficiencies in some of the experimental models and descriptions previously utilized for validation.

Table 2.6 ^{233}U critical experiments

IHECSBE Case No.	Experimental description
U233-MET-FAST-001	^{233}U Jezebel: A Bare Sphere of ^{233}U Metal
U233-MET-FAST-002	Benchmark Critical Experiments of ^{233}U Spheres Surrounded by ^{235}U Experiment No. 1, 10 kg ^{233}U core Experiment No. 2, 7.6 kg ^{233}U core
U233-MET-FAST-003	Benchmark Critical Experiments of Highly Enriched ^{233}U Spheres Reflected by Normal Uranium Experiment No. 1, 10 kg ^{233}U core Experiment No. 2, 7.6 kg ^{233}U core
U233-MET-FAST-004	Benchmark Critical Experiments of Highly Enriched ^{233}U Spheres
U233-MET-FAST-005	Benchmark Critical Experiment of Highly Enriched ^{233}U Spheres
U233-MET-FAST-006	Benchmark Critical Experiment of a ^{233}U Sphere Reflected by Natural Uranium with Flattop

Table 2.6 (continued)

IHECSBE Case No.	Experimental description		
U233-SOL-THERM-002	Paraffin-reflected 8-, 8.5-, 9-, 10-, and 12-in.-diam cylinders of ²³³ U Uranyl Nitrate Solutions		
	Experiment No.	Cylinder diameter (in.)	Solution height (cm)
	4	8	16.5195
	5	8	16.8195
	8	8	18.9195
	22	8	14.8195
	24	8	14.5195
	34	8	16.8195
	35	8	19.4195
	10	8.5	19.5253
	11	8.5	21.6253
	12	9	21.4331
	36	9	23.0331
	14	10	19.4482
	15	10	
	38	10	
	17	12	
	18	12	
	19	12	
U233-SOL-THERM-004	Paraffin-reflected 5-, 6-, and 7.5-in.-diam Cylinders of ²³³ U Uranyl		
	Experiment No.	Cylinder diameter (in.)	Solution height (cm)
	3	6	38.5880
	6	6	46.8880
	20	6	30.7880
	25	6	27.9880
	30	6	29.0880
	27	7.5	16.4109
	28	7.5	16.3109
	33	7.5	18.7109

2.3.6 Mixed-Oxide (MOX) Experiments

Critical experiment cases 60 through 77 from Table 4.1 of NUREG/CR-6102 (Ref. 8) were used to evaluate the performance of the SCALE codes and cross sections for mixed-oxide systems. These experiments include both LWR and fast-reactor-type mixed-oxide fuel pin lattices. The experiments are listed in Table 2.7.

Table 2.7 Mixed-oxide (MOX) lattice experiments

Case No.	Case designation	Enrich. (wt %)	Description	Lattice water/fuel volume ratio
LWR-type mixed-oxide (UO₂-PuO₂) fuel pin lattices				
60	epri70un	²³⁵ U: 0.72 ²³⁹ Pu: 90	0.700-in. pitch, 0 ppm soluble boron, 2 wt % PuO ₂	1.195
61	epri70b	²³⁵ U: 0.72 ²³⁹ Pu: 90	0.700-in. pitch, 681 ppm soluble boron, 2 wt % PuO ₂	1.195
62	epri87un	²³⁵ U: 0.72 ²³⁹ Pu: 90	0.870-in. pitch, 0 ppm soluble boron, 2 wt % PuO ₂	1.527
63	epri87b	²³⁵ U: 0.72 ²³⁹ Pu: 90	0.870-in. pitch, 1090 ppm soluble boron, 2 wt % PuO ₂	1.527
64	epri99un	²³⁵ U: 0.72 ²³⁹ Pu: 90	0.990-in. pitch, 0 ppm soluble boron, 2 wt % PuO ₂	3.641
65	epri99b	²³⁵ U: 0.72 ²³⁹ Pu: 90	0.990-in. pitch, 767 ppm soluble boron, 2 wt % PuO ₂	3.641
66	saxton52	²³⁵ U: 0.72 ²³⁹ Pu: 90	UO ₂ /PuO ₂ square lattice, 0.52-in. pitch, 6.6 wt % PuO ₂	1.681
67	saxton56	²³⁵ U: 0.72 ²³⁹ Pu: 90	UO ₂ /PuO ₂ square lattice, 0.56-in. pitch, 6.6 wt % PuO ₂	2.165
68	saxtn56b	²³⁵ U: 0.72 ²³⁹ Pu: 90	UO ₂ /PuO ₂ square lattice, 0.56-in. pitch, 337 ppm boron, 6.6 wt % PuO ₂	2.165
69	saxtn735	²³⁵ U: 0.72 ²³⁹ Pu: 90	UO ₂ /PuO ₂ square lattice, 0.735-in. pitch, 6.6 wt % PuO ₂	4.699
70	saxtn792	²³⁵ U: 0.72 ²³⁹ Pu: 90	UO ₂ /PuO ₂ square lattice, 0.792-in. pitch, 6.6 wt % PuO ₂	5.673
71	saxtn104	²³⁵ U: 0.72 ²³⁹ Pu: 90	UO ₂ /PuO ₂ square lattice, 1.04-in. pitch, 6.6 wt % PuO ₂	10.754

Table 2.7 (continued)

Case No.	Case designation	Enrich. (wt %)	Description	Lattice water/fuel volume ratio
72	pnl4976	²³⁵ U: 0.72 ²³⁹ Pu: 90 and ²³⁵ U: 4.31	MOX & UO ₂ rods in uniform pattern, 2 wt % PuO ₂ in MOX	0.460 and 0.509
Fast Reactor (FFTF) mixed oxide (UO₂-PuO₂) fuel pin lattices				
73	p5803x21	²³⁵ U: 0.72 ²³⁹ Pu: 86	FFTF rods, H ₂ O-moderated, 0.968-cm pitch, 20 wt % PuO ₂	3.49
74	p5803x32	²³⁵ U: 0.72 ²³⁹ Pu: 86	FFTF rods, H ₂ O-moderated, 1.935-cm pitch, 20 wt % PuO ₂	18.13
75	p5803x43	²³⁵ U: 0.72 ²³⁹ Pu: 86	FFTF rods, H ₂ O-moderated, 1.242-cm pitch, 20 wt % PuO ₂	6.65
76	p5803x67	²³⁵ U: 0.72 ²³⁹ Pu: 86	FFTF rods, H ₂ O-moderated, 0.761-cm pitch, 20 wt % PuO ₂	1.62
77	p5803x68r	²³⁵ U: 0.72 ²³⁹ Pu: 86	FFTF rods, H ₂ O-moderated, 1.537-cm pitch, 20 wt % PuO ₂	10.93

2.4 INTERPRETATION AND PRESENTATION OF CALCULATED RESULTS

Substantial emphasis is placed on the demonstration of performance of the cross-section libraries for a set of critical experiments. This method is an ideal means of evaluating a cross-section library for a particular application. It establishes the bias and trends of the codes and cross-section data used for specific types of applications. All of the critical systems have an experimental $k_{eff} = 1$. However, not all of the experiments and models utilized here have been evaluated for uncertainties in the experimental descriptions or approximations used to develop the models. Because of this, one cannot absolutely show that differences between the calculated k_{eff} value and a $k_{eff} = 1$ are due to the codes and cross sections used in the calculation. Several calculated k_{eff} values from the cross-section libraries may show similar trends. These trends could be due to common characteristics of the cross sections or may stem from uncertainties in the experiments or calculational models. In either case, when there are unexplained trends or large scatter in the calculational results, a larger margin of subcriticality should be applied when establishing the subcriticality of similar systems. A statistical method for establishing the upper subcritical limit is presented in Ref. 18.

When calculations are performed with multiple cross-section libraries for the same set of experiments, several items become of interest: overall shift in the average bias for a set of experiments, any changes in trends, and

whether the scatter in the calculated k_{eff} values becomes larger or smaller. Comparison of the performance of multiple libraries against the same set of models can effectively show when there are significant deficiencies in one or more of the libraries.

The figures in the subsequent sections are presented as calculated k_{eff} values vs the calculated spectral parameter defined as the energy corresponding to the average lethargy of the neutron causing fission (EALF). This parameter is useful because it contains significant information about the neutronics of the system. It is an indicator of the average neutron flux spectrum for a system and the relative importance of the various energy regions of the flux on the fission multiplication. The EALF is sensitive to characteristics of the system moderator, the degree of moderation, the effect of absorbers in the system, fissile materials in the system, and the effects of leakage and reflecting materials on the system. The EALF, however, does not indicate directly what material is governing the slowing down and transport in the system.

For most of the systems utilized in this performance assessment, hydrogen is the principal moderator. Extension of the results to interpret performance for systems in which materials other than hydrogen are the principal moderator is not recommended. Benchmark calculations using critical experiments with the same moderator material are strongly recommended.



3 THE SCALE 16-GROUP HANSEN-ROACH LIBRARY

3.1 ORIGINS OF THE LIBRARY

The SCALE 16-group Hansen-Roach library is based on the original Los Alamos report⁴ by Hansen and Roach. It was originally intended for fast calculations (6 fast groups), and later extended to 16 groups, covering the full energy range. It is the only library discussed in this report that was not generated at ORNL. The original Hansen-Roach library was modified for easy use in the SCALE system. Several important nuclides not available in the original library were added by collapsing the 27-group ENDF/B-IV library to the 16-group structure of the Hansen-Roach library. The 16-group Hansen-Roach energy-group structure is shown in Appendix A. A list of available nuclides in the library together with the source of the data for each nuclide are provided in Appendix C.

The original Hansen-Roach library was primarily developed for fast ²³⁵U systems. There are 12 fast groups and 4 thermal groups (below 3 eV). However, thermal upscatter was not included in the original Hansen-Roach data. It has been included in the nuclides added for SCALE, although most of those are heavy nuclides where thermal upscatter is not important. The original cross sections are generally P₀ cross sections that are transport corrected to account for leakage. Two exceptions are hydrogen and deuterium, which are P₁ with P₂ transport corrections. All of the nuclides later added to the original library were generated to the P₃ scattering order. One other significant improvement to the original library was made by Knight's modifications, where multipliers for the ²³⁸U capture cross section were generated as a function of background cross section based on three sets of low-enriched critical experiments (PCTR). This last modification was key to extending the use of the SCALE Hansen-Roach library to thermal low-enriched-uranium systems.

Resonance nuclides in the original Hansen-Roach library had cross sections tabulated at several σ_p values. Prior to the development of the CSAS sequences in SCALE, the selection of one of these preprocessed shielded cross-section sets at Oak Ridge¹⁹ was made by hand calculation of σ_p for the problem of interest and the user then selecting the closest shielded cross-section set. When the Hansen-Roach library was incorporated into SCALE, the calculation of σ_p was automated. The method used to calculate σ_p and to select the shielded cross-sections will impact the performance of the Hansen-Roach library. The SCALE methodology has been used for the calculations discussed here.

In SCALE, σ_p is calculated on a group-wise basis using the total cross section. Cross-section shielding is then done on a group-wise basis with standard SCALE cross-section processing modules, in particular, the BONAMI module.

To make the original Hansen-Roach cross sections compatible with the SCALE system, an infinite dilution set was defined for each resonance nuclide and Bondarenko data were generated for the remaining values of σ_p . This procedure required the generation of a 16-group total cross section for each nuclide to allow BONAMI to perform automatic problem-dependent cross-section processing. The original Hansen-Roach library did not carry total cross sections, per se, but contained a total cross section that included a transport correction. In order to implement the Hansen-Roach cross sections in SCALE, an infinitely dilute 16-group total cross section was generated from the SCALE 27-group library and added to the SCALE Hansen-Roach library as MT-201. The Bondarenko iteration scheme in BONAMI automatically uses MT-201 when it is present in a cross-section library; this feature permitted the original SCALE control modules to use BONAMI with the SCALE Hansen-Roach library.

Another characteristic of the SCALE Hansen-Roach library is that two sets of hydrogen cross sections are available: the dE/E set and the $\chi(E)$ set. These cross sections use different weighting schemes in the fast region. Historically, the $\chi(E)$ hydrogen was intended for fast systems and the dE/E hydrogen was intended for thermal systems. In SCALE, dE/E hydrogen is used by default in the standard compositions that contain hydrogen. Differences as large as 2% in k_{eff} can occur, depending on which hydrogen is used. All of the calculations presented here utilize the default dE/E hydrogen.

It is important to note that the original Hansen-Roach library is still used and that several techniques exist for calculating σ_p values (for example, see Ref. 20). Use of the original library and/or use of an approach to determine σ_p values other than that employed in SCALE can provide different performance than reported here for the SCALE Hansen-Roach library.

3.2 PERFORMANCE WITH HIGH-ENRICHED HOMOGENEOUS ^{235}U SYSTEMS

Figure 3.1 shows calculated k_{eff} values for highly enriched ^{235}U systems using the SCALE 16-group Hansen-Roach library. The overall trend shows an average k_{eff} of approximately 0.990 for thermal systems and 0.995 for fast systems.

3.2.1 High-Enriched Fast Systems

Fast systems in Figure 3.1 are represented by the group of calculations at an EALF of 8×10^5 eV. The original 16-group Hansen-Roach library was designed for calculation of systems similar to these. The fast systems have an average k_{eff} of about 0.995, with a variation of about $\pm 1\%$.

3.2.2 High-Enriched Thermal Systems

Thermal systems in Figure 3.1 are about 0.990, with a variation of about $\pm 2\%$. There is a wide spread of results in the thermal range ($k_{eff} < 0.96$ to $k_{eff} > 1.02$). Similar spreads can be seen in the results for the other libraries, too. The possibility of large uncertainties in the specifications for the critical systems used to validate the thermal range cannot be ruled out as the source of the large variations in calculated k_{eff} values.

The trends and large variability of the SCALE Hansen-Roach library have been encountered in the past. Similar trends have been observed previously with uranyl nitrate solution benchmark calculations.

3.2.3 High-Enriched Intermediate-Spectrum Systems

Intermediate spectrum systems in Fig. 3.1 are those with an EALF between 3 eV and 8×10^5 eV. Few critical experiments are in the intermediate range. These systems are characterized by an ill-defined average around a k_{eff} of 1.005, with a spread of about $\pm 1.5\%$. The Hansen-Roach library has few groups across the intermediate energy range. The library is a transport-corrected P_0 (isotropic-scatter) library, except for hydrogen and deuterium, which are P_2 transport-corrected P_1 cross sections. Generally, only the fissile and fissionable isotopes have resonance data. **The cross sections are not well suited for calculation of systems in the intermediate-spectrum range.**

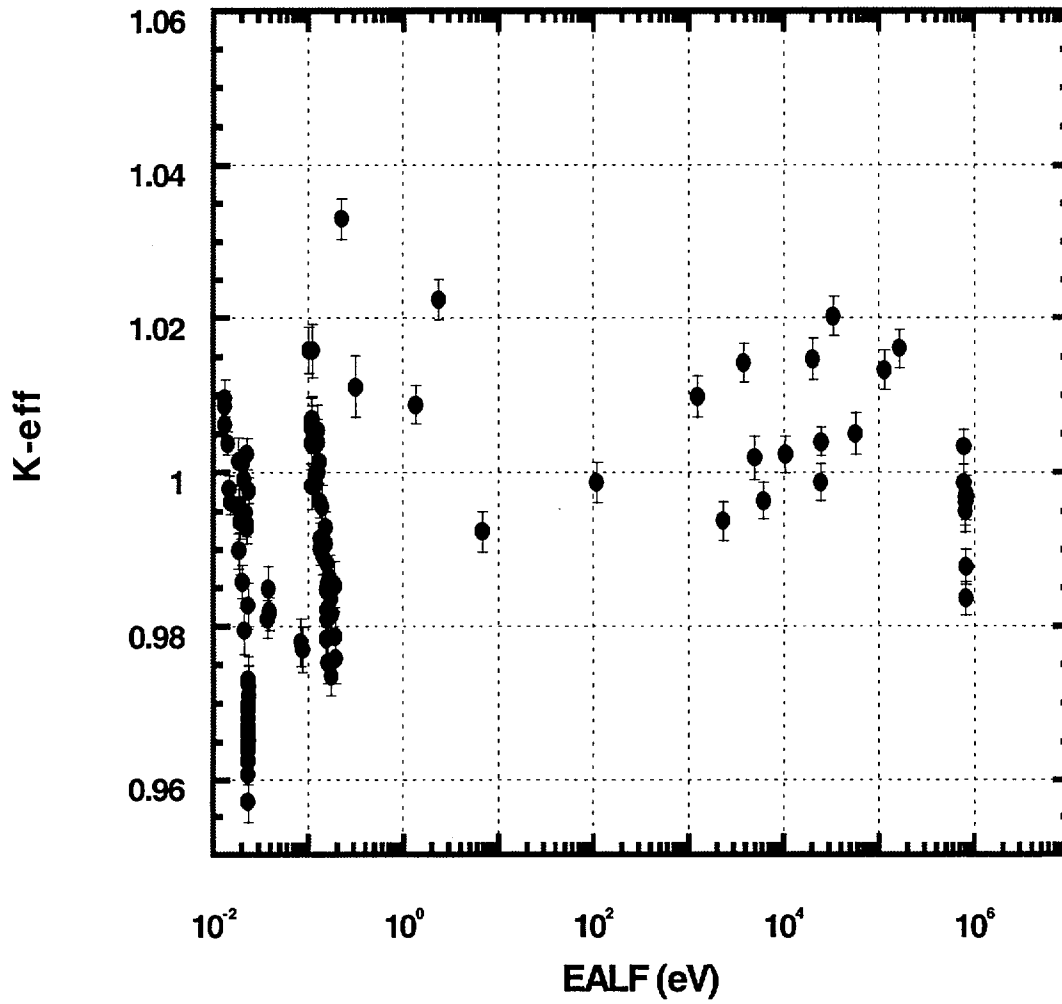


Figure 3.1 SCALE 16-group Hansen-Roach library high-enriched ^{235}U system results

3.3 PERFORMANCE WITH LOW-ENRICHED HOMOGENEOUS ^{235}U SYSTEMS

The performance of the SCALE 16-group Hansen-Roach library for homogeneous low-enriched systems is shown in Figure 3.2. The homogeneous experiments have ^{235}U enrichments below 5%. The calculations show a strong trend as a function of EALF, which is directly related to the moderation level. This trend is probably related to limitations in the narrow resonance approximation and to the ^{238}U resonance cross sections in the Hansen-Roach library.

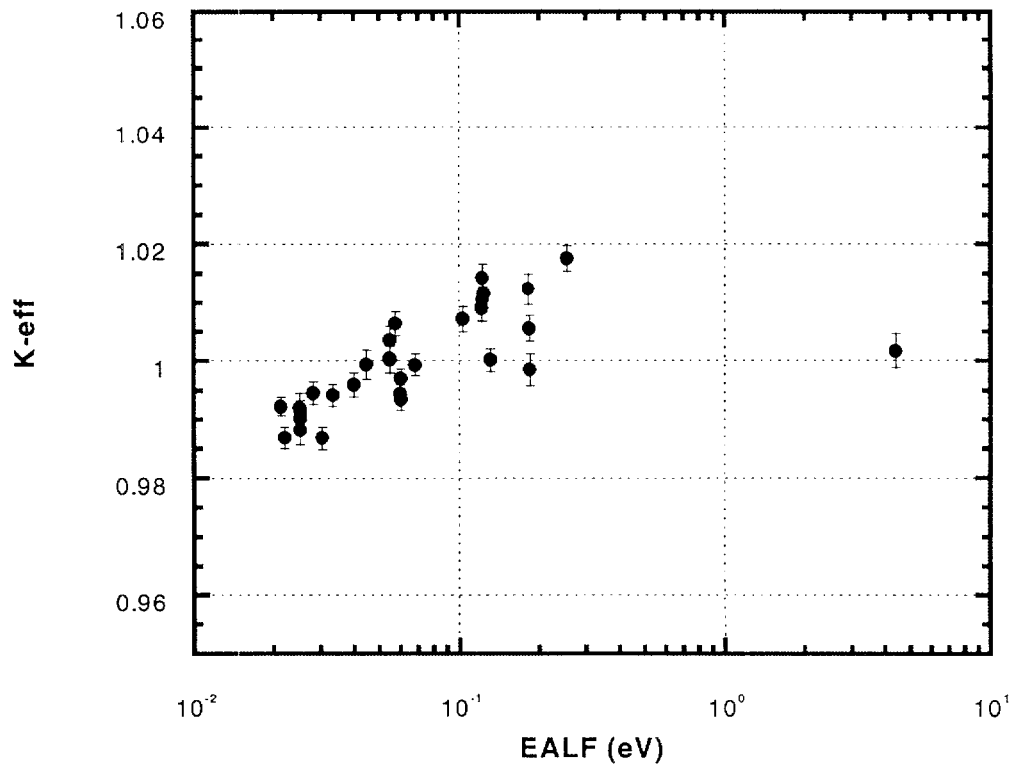


Figure 3.2 SCALE 16-group Hansen-Roach library low-enriched homogeneous ^{235}U system results

3.4 PERFORMANCE WITH LWR LATTICES

The performance of the SCALE 16-group Hansen-Roach library for heterogeneous low-enriched LWR lattice systems is shown in Figure 3.3. The maximum enrichment in the LWR lattice experiments is 5.74 wt % ^{235}U . No significant trends are apparent in the SCALE Hansen-Roach library results for heterogeneous low-enriched uranium calculations. Almost all of the cases containing boron had a calculated k_{eff} value of 1.0 or greater. The experiments have an average k_{eff} of about 1.0 with a $\pm 1.5\%$ variation.

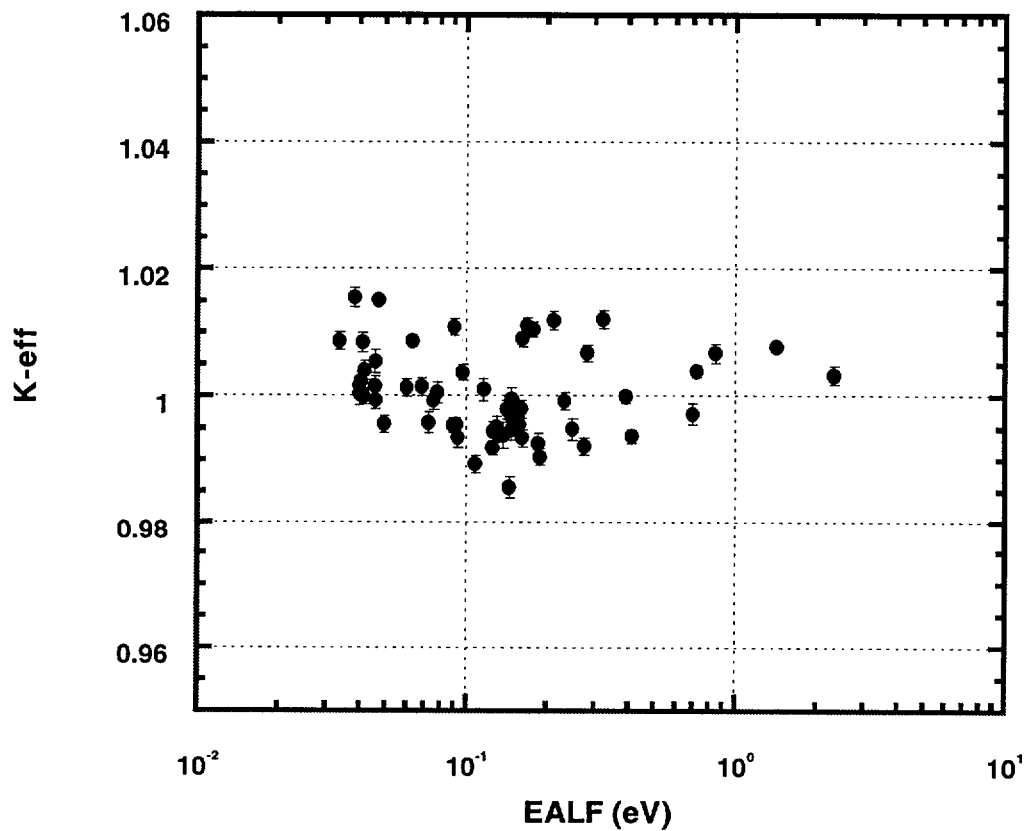


Figure 3.3 SCALE 16-group Hansen-Roach library low-enriched LWR lattice results

3.5 PERFORMANCE WITH ^{239}Pu SYSTEMS

The performance of the SCALE 16-group Hansen-Roach library for ^{239}Pu systems is shown in Figure 3.4. The performance of the library is generally poor. The library shows an overall 2% positive bias with a +1% to -3% variation. This bias is probably due to poor thermal cross sections and inadequate group structure and resonance data. There are strong localized trends in the thermal region and the intermediate-spectrum region which would be difficult to take into account for systems that are not closely related to the validation experiments.

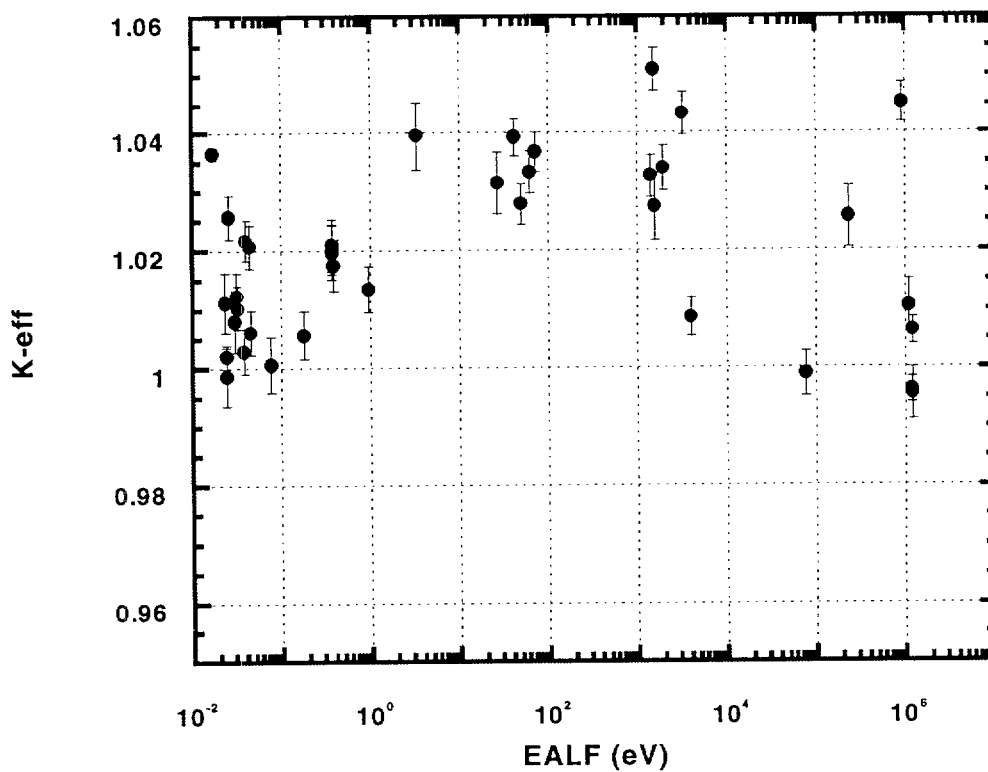
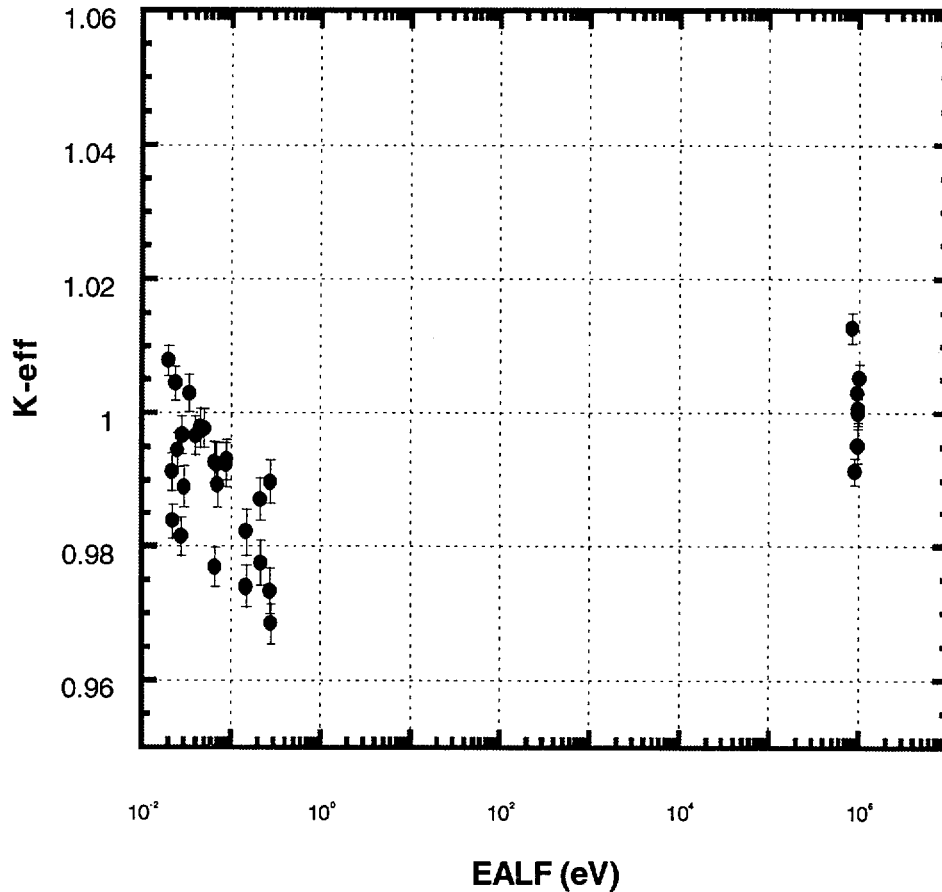


Figure 3.4 SCALE 16-group Hansen-Roach library plutonium system results

3.6 PERFORMANCE WITH ^{233}U SYSTEMS

The performance of the SCALE 16-group Hansen-Roach library for ^{233}U systems is shown in Figure 3.5. The performance of the library is generally poor, with the exception of the fast ^{233}U metal systems with an EALF around 1×10^6 eV. This performance is probably due to poor thermal cross sections and inadequate group structure and resonance data. The thermal systems have an average k_{eff} of about 0.99 with a $\pm 2\%$ variation. There is a strong local trend in the thermal data, similar to that seen for the highly enriched uranium systems. This trend would be difficult to take into account for systems that are not closely related to the validation experiments.



3.7 PERFORMANCE WITH MIXED-OXIDE LATTICES

The performance of the SCALE 16-group Hansen-Roach library for mixed-oxide (MOX) lattices is shown in Figure 3.6. All of the MOX lattice systems considered here are water-moderated thermal systems. The performance of the library is poor, probably due to inadequate group structure and resonance data. Calculated results show a sharply negative trend as a function of EALF, with k_{eff} values ranging from about 1.03 to 0.985. This trend would be difficult to take into account for systems that are not closely related to the validation experiments.

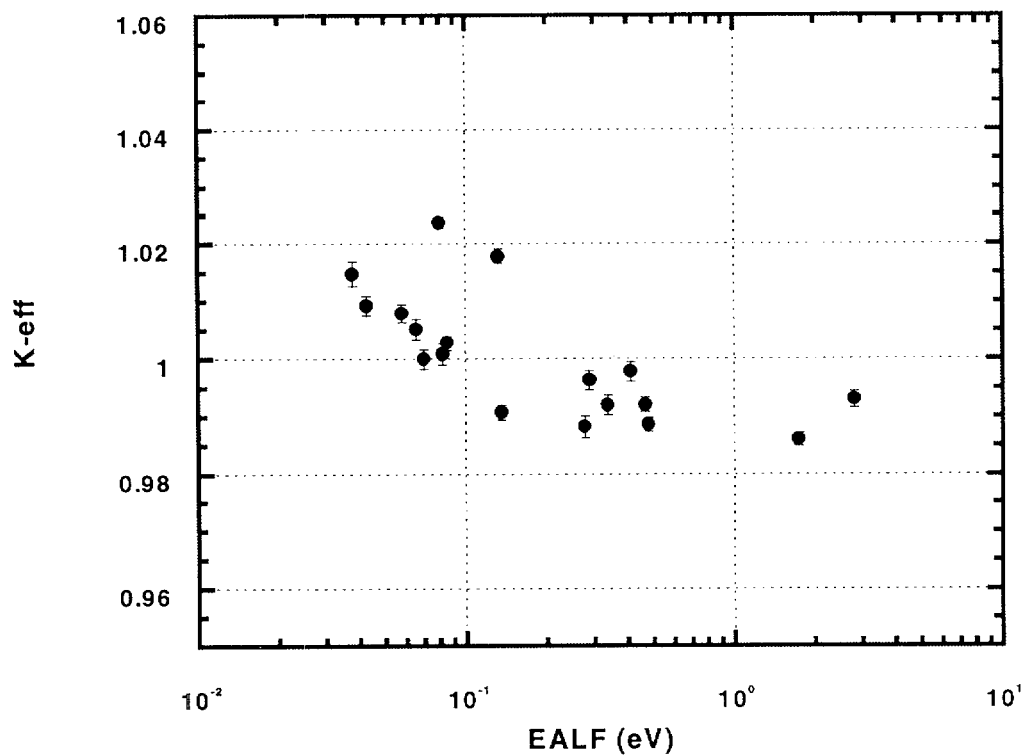


Figure 3.6 SCALE 16-group Hansen-Roach library mixed-oxide lattice results

4 THE 218-GROUP ENDF/B-IV LIBRARY

4.1 ORIGINS OF THE LIBRARY

The 218-group ENDF/B-IV library⁶ was the most complete library available in SCALE prior to the release of the SCALE ENDF/B-V libraries in SCALE 4.3. The source of the data was ENDF/B-IV, and the processing of the cross sections by XLACS in the AMPX system is well documented.⁶ The weighting function used in the P_3 cross-section generation was a fission- $1/(E\sigma_f)$ -Maxwellian weighting [except for resonance nuclides, which were weighted $1/E$ instead of $1/(E\sigma_f)$]. The $1/(E\sigma_f)$ weighting preserved the resonance structure in nonresonance nuclides and allowed the library to be successfully collapsed to a broad-group structure that generally could reproduce the behavior of the fine-group library. One of the features of the library is that explicit resonance data carried with it can be used to generate problem-dependent, resolved resonance region multigroup cross sections using NITAWL-II. This capability allows great flexibility in the use of the library as a general-purpose criticality safety analysis library. Only the s -wave resonances are contained explicitly. Any p - and d -wave resonances were integrated into the background cross section. The library has 140 fast groups and 78 thermal groups (below 3.05 eV). The group structure was designed to fit the cross-section variation and reaction thresholds of the light and intermediate nuclides and to fit the major resonances of the intermediate and heavy nuclides. No unresolved resonance data are carried in the library. The unresolved resonance region was processed at $\sigma_p = 50,000$ barns.

The 218-group library has not been routinely validated because of its size and the related costs. However, the 27-group ENDF/B-IV library was derived directly from the 218-group library and has been validated against a large number of critical experiments (see Section 5). The 218-fine-group structure of the library generally will give either the same or more precise results than its companion 27-broad-group library.

An obvious advantage of a fine-group library over a broad-group library is that the library is less sensitive to the weighting spectrum used to generate the library. The cross sections more closely represent the base data, and the group structure allows a more detailed determination of the energy dependence of the flux. In past validations, it has been found useful to compare a fine-group calculation against a broad-group calculation when bias is observed. Appendix D contains a complete listing of the 218-group library nuclides, as well as those nuclides that have resonance data or thermal scattering data.

4.2 CHARACTERISTICS OF THE ENDF/B-IV LIBRARIES

The ENDF/B-IV libraries have generally displayed a negative bias of approximately 1%, and in some cases as much as 2%, for low-enriched, water-moderated UO_2 rods. The bias appears to be greatest for epithermal systems (e.g., borated water and/or closely spaced rods) and less significant for more thermalized systems. The bias has been traced in part to the lack of data in the unresolved resonance region for ^{238}U in ENDF/B-IV. The unresolved resonance region in the SCALE ENDF/B-IV libraries was processed at $\sigma_p = 50,000$ barns, which is extremely high compared to σ_p values of 3500 barns for ^{235}U and 65 barns for ^{238}U in a typical LWR lattice. For well-thermalized systems, the unresolved resonance region is not important, and the high σ_p value is inconsequential. However, as the spectrum hardens the resolved resonance region (where ENDF/B-IV had some inadequacies) and the unresolved region become more important. Thus, the SCALE ENDF/B-IV libraries trend toward a lower k_{eff} value as the spectrum hardens. Improved resonance data in ENDF/B-V eliminated this bias in the 44-group library.

A positive bias has been routinely observed in the ENDF/B-IV libraries for thermal ^{239}Pu systems and mixed-oxide (MOX) fuel rods. The MOX fuel rod bias increases with increasing thermalization. One problem identified in the 27-group library was inadequate group structure to account for flux changes across the 0.3-eV resonance of ^{239}Pu . This problem has been rectified in the 44-group ENDF/B-V library by the addition of more energy groups in this energy range.

Carbon system numerical benchmarks have shown a negative bias of as much as 2.5% with the ENDF/B-IV libraries when compared with the Hansen-Roach and ENDF/B-V libraries. Analysis of the 218-group cross-section data has revealed an incorrect scatter matrix for carbon in energy group 10 (3000 to 550 eV). In addition, the graphite thermal kernel is deficient. The impact of this deficiency is unknown.

The hafnium cross-section data available in the 218- and 27-group ENDF/B-IV libraries are not ENDF/B-IV data. The hafnium data were submitted for ENDF/B-II, but never included. Hafnium cross sections were not included in ENDF until version V. Known irregularities are present in the cross sections, and no resonance data are available with the nuclide. The cross sections are infinite dilution (1/E weighting) across the resonance range. **Use of the hafnium data in the ENDF/B-IV libraries is not recommended and should be done with caution.** Note that none of the benchmark cases in this report contain hafnium.

Systems containing gadolinium have not calculated well with the 27-group library. The problem stems from the characteristic of the gadolinium data in the thermal range. Gadolinium has low-energy resonance data down to 10^{-5} eV. The resonances are so broad that the implementation of the Nordheim treatment in NITAWL-II fails to have a mesh point in group 27 (0.01 to 0.00001 eV) of the 27-group structure. This difficulty has been addressed by setting the bottom energy of the resonance data to that of group 26 (0.03 to 0.01 eV) and carrying infinite dilution cross sections in group 27 of the master library. In addition, the ENDF resonance data for gadolinium prior to version VI are not well defined. **Use of the gadolinium data in the ENDF/B-IV libraries is not recommended and should be done with caution.** Two of the LWR lattice experiments contain gadolinium.

4.3 PERFORMANCE WITH HIGH-ENRICHED HOMOGENEOUS ^{235}U SYSTEMS

Figure 4.1 shows calculated k_{eff} values for highly enriched ^{235}U systems using the SCALE 218-group ENDF/B-IV library. The overall trend shows an average k_{eff} of approximately 1.00 for thermal and fast systems, with a large variation in results for thermal systems.

4.3.1 High-Enriched Fast Systems

Fast systems in Figure 4.1 are represented by the group of calculations at an EALF of 8×10^5 eV or greater. The fast systems have an average k_{eff} of about 1.00, with a variation of about $\pm 1\%$.

4.3.2 High-Enriched Thermal Systems

Thermal systems in Figure 4.1 are represented by the calculations with an EALF below about 3 eV. The average k_{eff} in the thermal region is about 1.00, with a variation of roughly $\pm 2\%$. There is a wide spread of results in the thermal range ($k_{eff} < 0.98$ to $k_{eff} > 1.03$). Similar spreads can be seen in the results for the other libraries, too.

Most of the cases between 0.01 and 0.1 eV are uranyl fluoride solutions that tend to have a more negative bias. Most of the cases between 0.1 and 1 eV are uranyl nitrate solutions that show a more positive bias. The possibility of large uncertainties in the specifications for the critical systems used to validate the thermal range cannot be ruled out as the source of the large variations in calculated k_{eff} values.

4.3.3 High-Enriched Intermediate-Spectrum Systems

Intermediate-spectrum systems in Figure 4.1 are those with an EALF between 3 eV and 8×10^5 eV. Few critical experiments are in the intermediate range. These systems are characterized by an ill-defined average k_{eff} of 1.00, with a spread of about $\pm 1.5\%$.

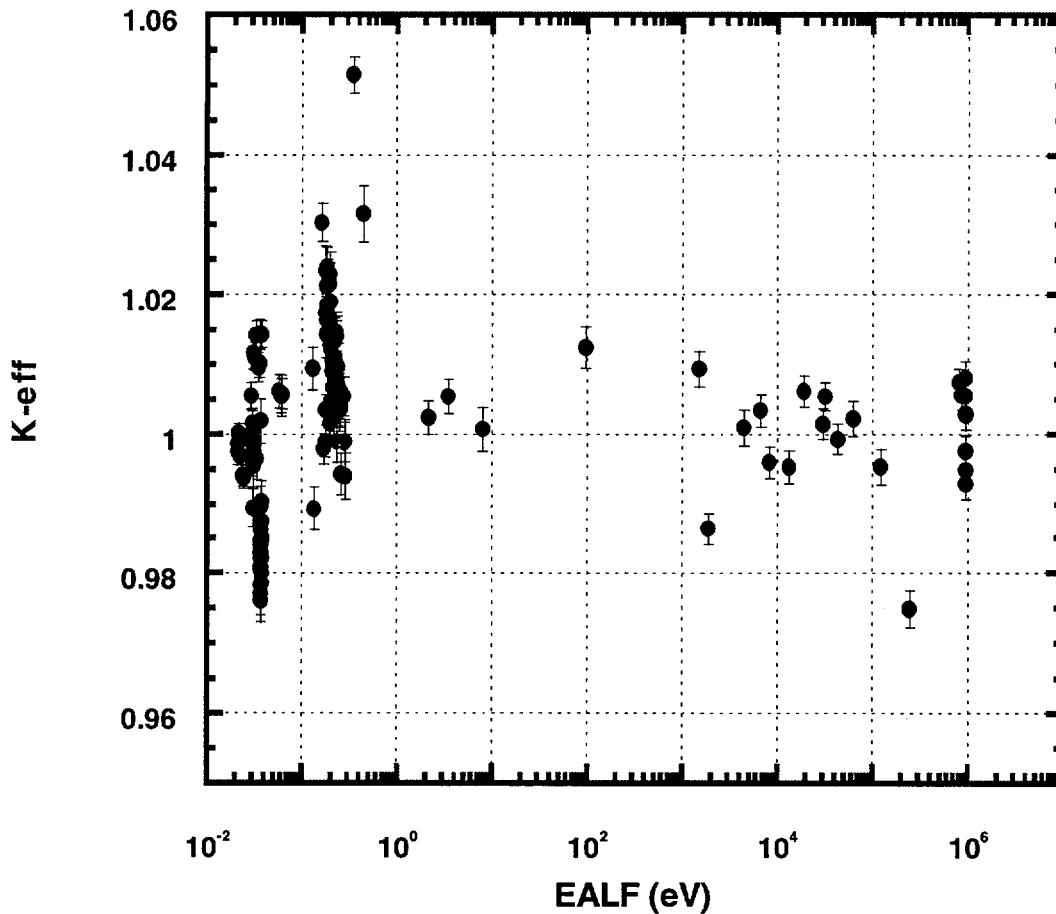


Figure 4.1 SCALE 218-group ENDF/B-IV library high-enriched ^{235}U system results

4.4 PERFORMANCE WITH LOW-ENRICHED HOMOGENEOUS ^{235}U SYSTEMS

The performance of the SCALE 218-group ENDF/B-IV library for homogeneous low-enriched systems is shown in Figure 4.2. The homogeneous experiments have ^{235}U enrichments below 5%. The calculations do not show a trend as a function of EALF, which is directly related to the moderation level. The average calculated k_{eff} value is approximately $0.995 \pm 1.5\%$.

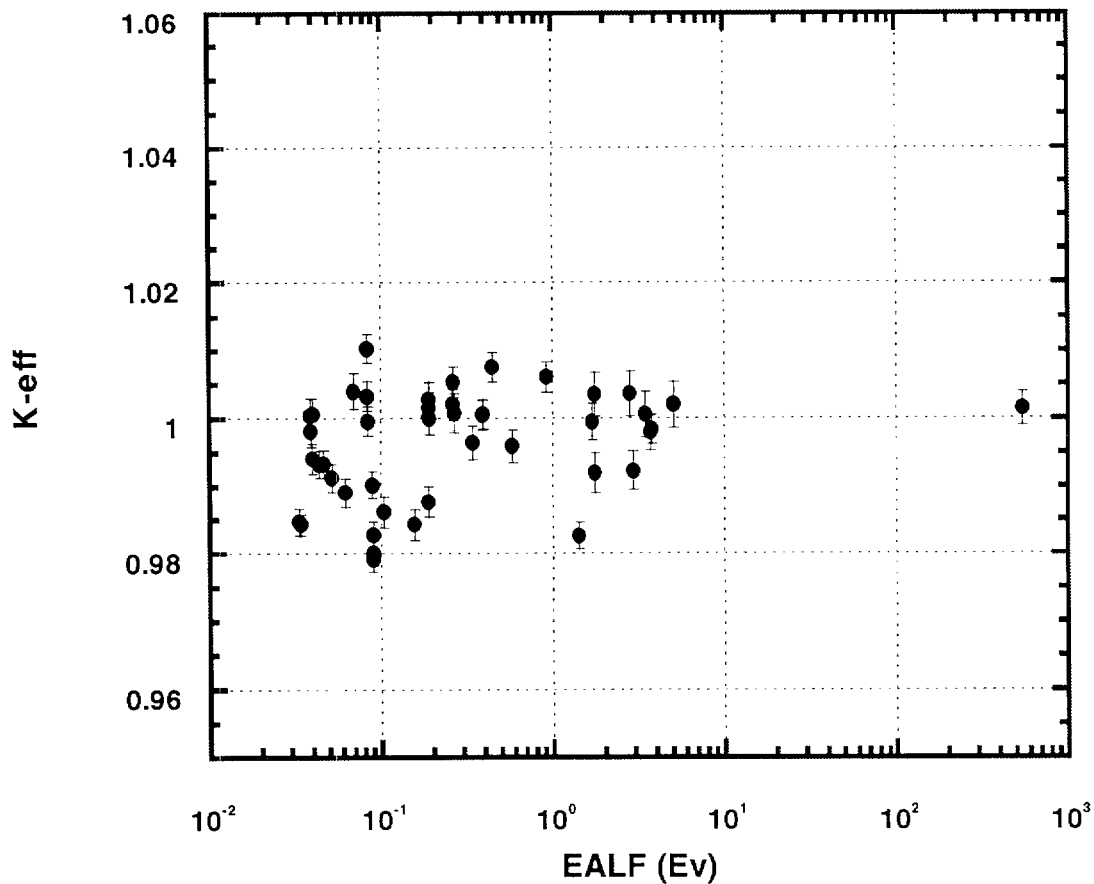


Figure 4.2 SCALE 218-group ENDF/B-IV library low-enriched homogeneous ^{235}U system results

4.5 PERFORMANCE WITH LWR LATTICES

The performance of the SCALE 218-group ENDF/B-IV library for heterogeneous low-enriched LWR lattice systems is shown in Figure 4.3. The maximum enrichment in the LWR lattice experiments is 5.74 wt % ^{235}U . The experiments have an average k_{eff} of about 0.990, with a $\pm 1\%$ variation. The trend of lower calculated k_{eff} values for harder thermal spectra is consistent with previous LWR fuel lattice validation experience with the 27-group ENDF/B-IV library. Because boron hardens the spectrum in LWR lattices, cases containing boron may have lower calculated k_{eff} values, although this trend was not observed for these cases.

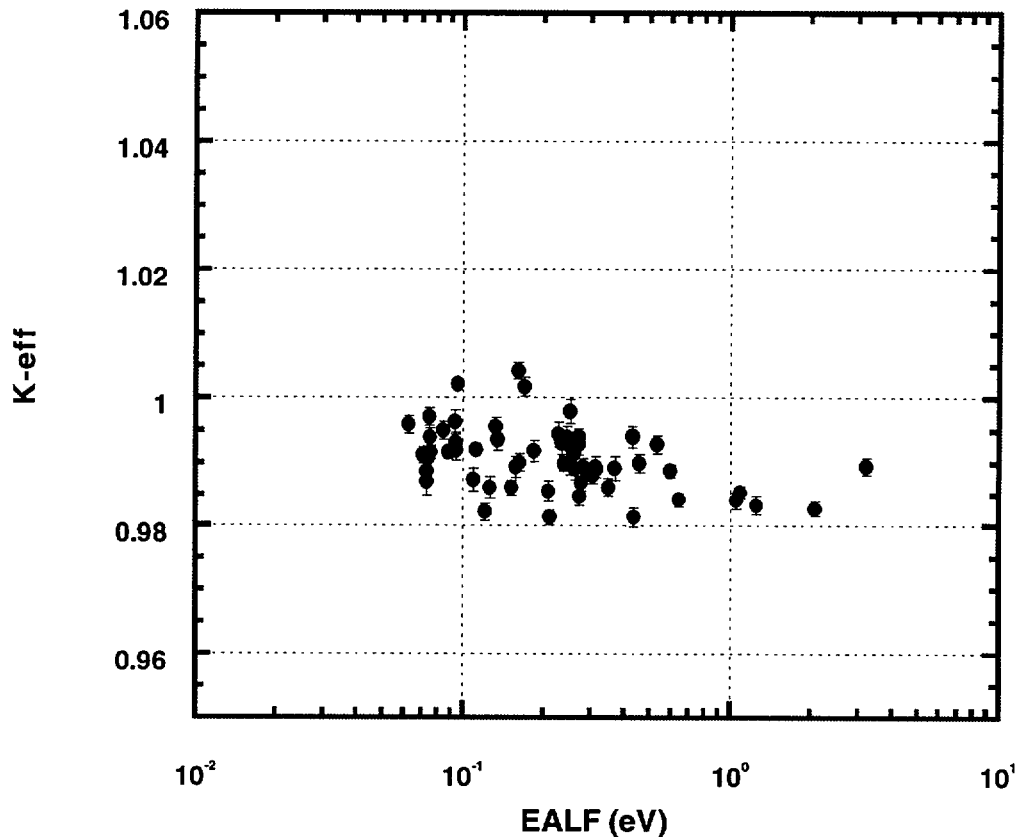


Figure 4.3 SCALE 218-group ENDF/B-IV library low-enriched LWR lattice results

4.6 PERFORMANCE WITH ^{239}Pu SYSTEMS

The performance of the SCALE 218-group ENDF/B-IV library for ^{239}Pu systems is shown in Figure 4.4. The performance of the library is generally poor. The library shows an overall 2 to 3% positive bias with a range of 1.00 to 1.05 in calculated k_{eff} values. The poor results are probably due to the base ENDF/B-IV ^{239}Pu data. The intermediate-spectrum results are worse than the thermal results. **The SCALE ENDF/B-IV libraries are not recommended for ^{239}Pu systems.**

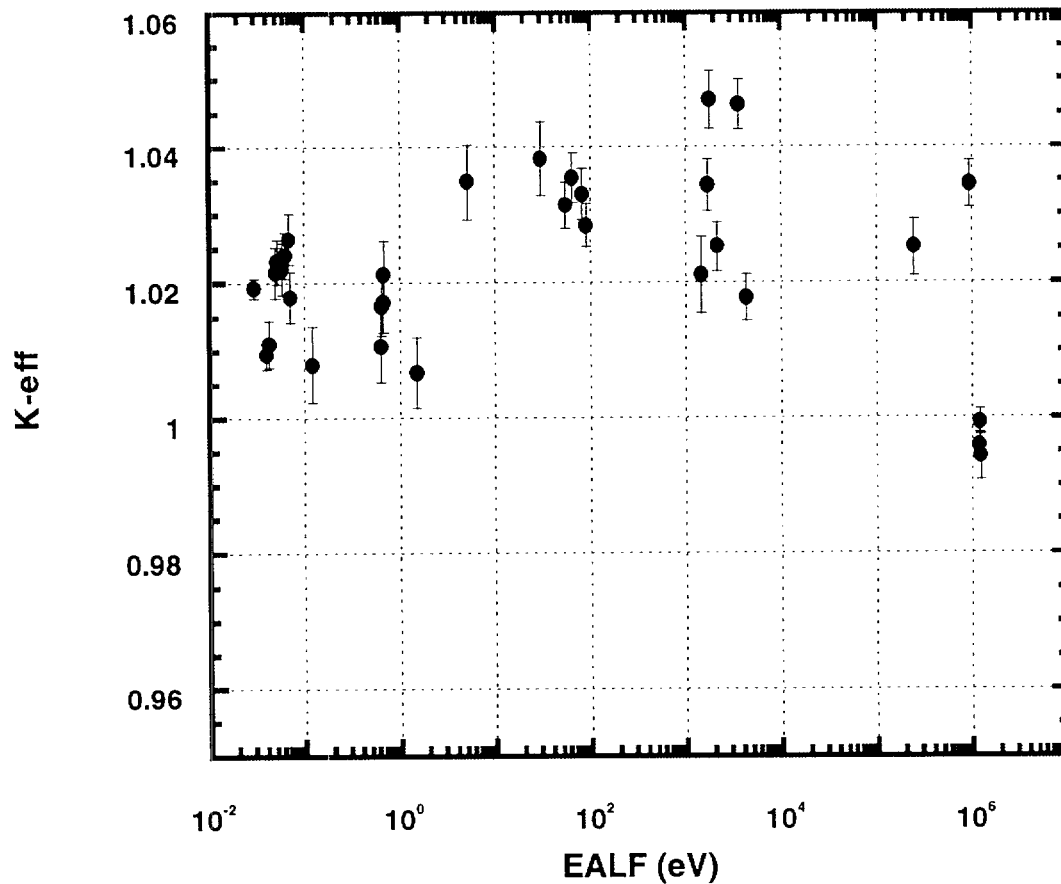


Figure 4.4 SCALE 218-group ENDF/B-IV library plutonium system results

4.7 PERFORMANCE WITH ^{233}U SYSTEMS

The performance of the SCALE 218-group ENDF/B-IV library for ^{233}U systems is shown in Figure 4.5. The performance of the library varies significantly between the thermal systems and the fast systems. The thermal systems show a strong positive bias. The thermal system results have an average calculated k_{eff} value of about $1.015 \pm 1.5\%$. Conversely, the fast systems show a strong negative bias, with results ranging from 0.96 to 0.98. These results emphasize the importance of validation, not only for the materials in the system, but also for the appropriate energy range. Note also the lack of data in the intermediate-energy range.

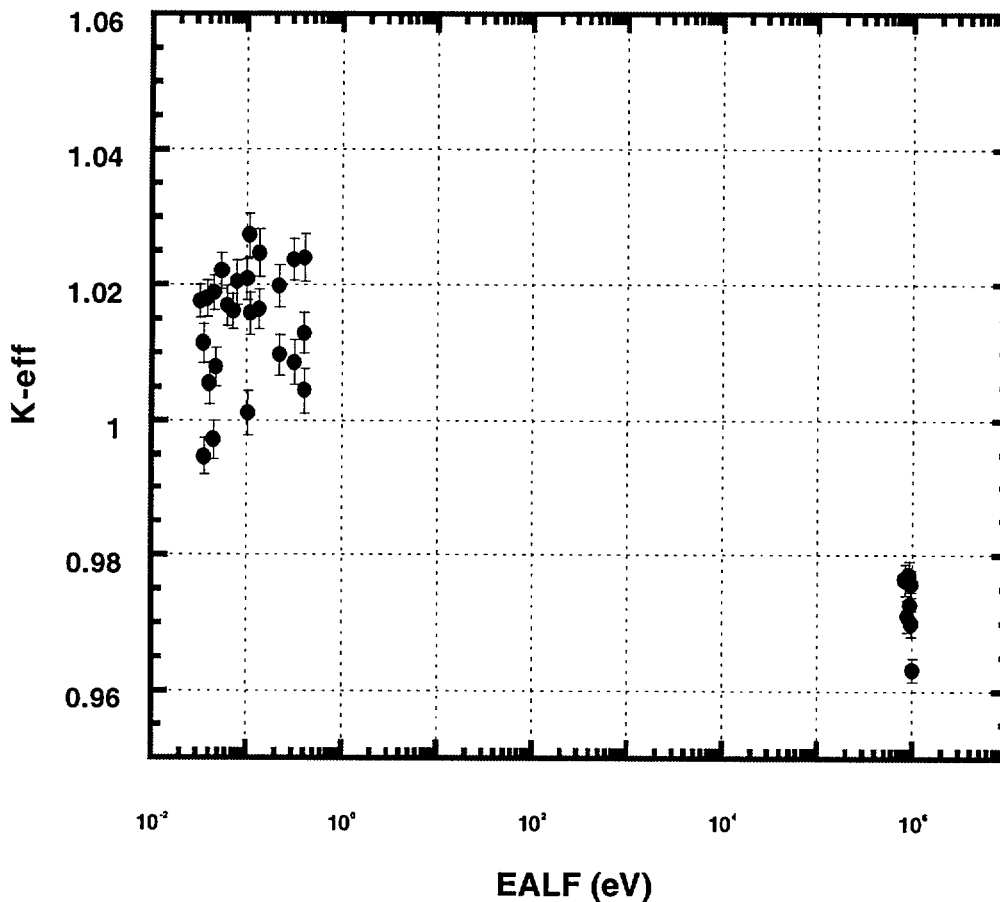


Figure 4.5 SCALE 218-group ENDF/B-IV library ^{233}U system results

4.8 PERFORMANCE WITH MIXED-OXIDE LATTICES

The performance of the SCALE 218-group ENDF/B-IV library for mixed-oxide (MOX) lattices is shown in Figure 4.6. All of the MOX lattice systems considered here are water-moderated thermal systems. The performance of the library is fair, probably due to the positive bias in the ENDF/B-IV ^{239}Pu resonance data offsetting the negative bias in the ^{238}U resonance data. The most thermalized systems (about 0.1 eV) show a small positive bias, with results ranging from 0.995 to 1.01. As the spectrum becomes harder, the calculated k_{eff} values show an increasingly negative bias, similar to that seen for the LWR lattices.

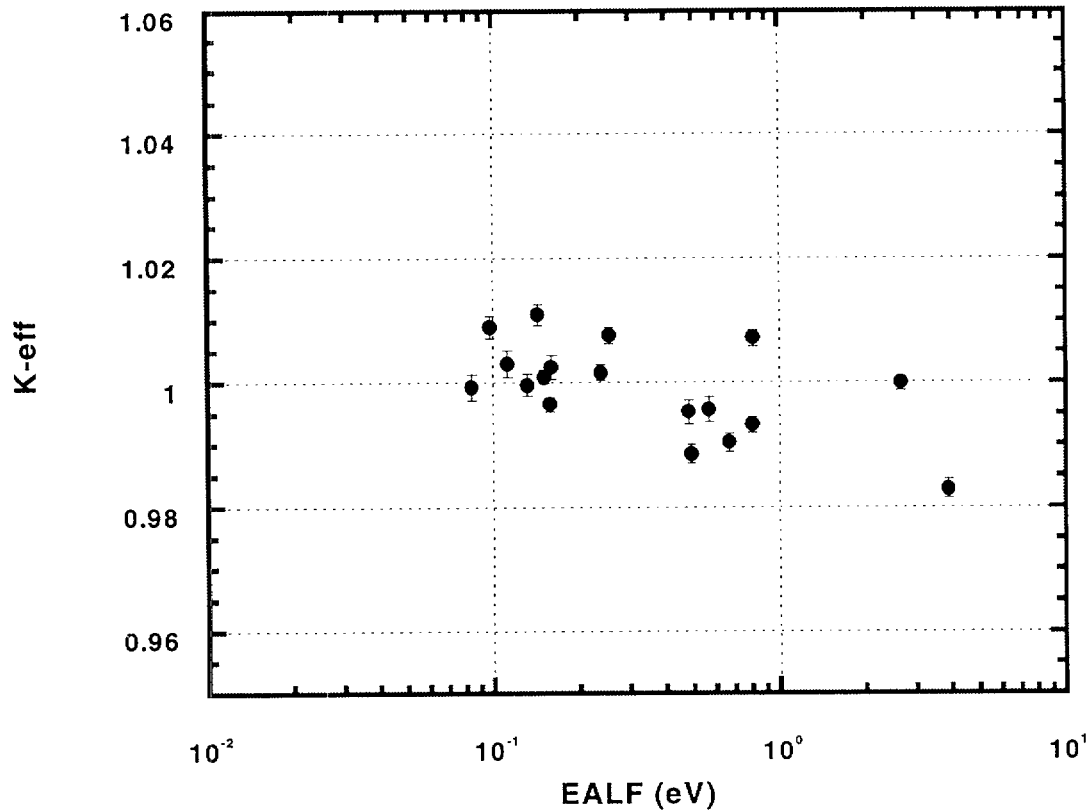


Figure 4.6 SCALE 218-group ENDF/B-IV library mixed-oxide lattice results

5 THE 27-GROUP ENDF/B-IV LIBRARIES

5.1 ORIGINS OF THE 27-GROUP ENDF/B-IV LIBRARY

The 27-group ENDF/B-IV library is the broad-group companion library to the 218-group ENDF/B-IV library. The 218-group library was flux collapsed using MALOCS and the MT 1099 flux file carried with the fine-group cross sections. (This flux file is the group representation of the original weighting spectrum used to generate the 218-group cross sections from ENDF/B-IV data.) Because of the $1/(E\sigma_r)$ weighting in the resolved resonance range, the broad-group library calculates many systems nearly as well as the fine-group library does. Trends and biases in the 218-group library are preserved in the 27-group library. The library has 14 fast groups and 13 thermal groups (below 3 eV). The group structure was chosen to match the 16-group Hansen-Roach structure with two additional fast groups and nine additional thermal groups. The additional groups were chosen such that, for the systems considered, the broad-group calculations meet an acceptance criterion of $\Delta k/k < 0.3\%$ when compared with the reference 218-group calculation using the XSDRN code. This criterion was relaxed to 1% for ^{238}U in systems where the median fission energy was greater than 1 eV and less than 100 eV. The resonance data and the thermal scattering data carried with the 27-group library and the 218-group library are the same and are processed by NITAWL-II. The library was conceived as a general-purpose criticality-analysis library, with a special interest in applicability toward shipping cask analysis and thermal neutron systems.

The 27-group library has been extensively validated against critical experiments.^{14, 21-30} Areas of validation include highly enriched uranium-metal, compound and solution systems, moderated low-enriched uranium, heterogeneous and homogeneous systems, and plutonium metal and solution systems.

5.2 ORIGINS OF THE 27-GROUP BURNUP (DEPLETION) LIBRARY

The 27-group burnup library is a criticality-safety library for spent fuel, originally developed for use in the SAS2H depletion-control module (Section S2 of the SCALE manual). The library consists of the 27-group ENDF/B-IV library discussed above supplemented with data from a pre-release version of ENDF/B-V for a large number of fission products. Prior to the release of the 44-group ENDF/B-V library the large number of nuclides in this version of the 27-group library made it the preferred library for use in burnup studies when spent fuel characterization (isotopics, radiation sources, and decay heat) was the objective. **This library is no longer recommended for such studies**, because the 44-group ENDF/B-V library contains more nuclides and better base data. Because the base library was the 27-group ENDF/B-IV library, all the comments regarding the 218-group and 27-group libraries are also directly applicable to the 27-group burnup library.

5.3 CHARACTERISTICS OF THE ENDF/B-IV LIBRARIES

The ENDF/B-IV libraries have generally displayed a negative bias of approximately 1%, and in some cases as much as 2%, for low-enriched, water-moderated UO_2 rods. The bias appears to be greatest for epithermal systems (e.g., borated water and/or closely spaced rods) and less significant for more thermalized systems. The bias has been traced in part to the lack of data in the unresolved resonance region for ^{238}U in ENDF/B-IV. The unresolved resonance region in the SCALE ENDF/B-IV libraries was processed at $\sigma_p = 50,000$ barns, which is extremely high compared with σ_p values of 3500 barns for ^{235}U and 65 barns for ^{238}U in a typical LWR lattice. For well-thermalized systems, the unresolved resonance region is not important, and the high σ_p value is inconsequential. However, as the spectrum hardens the resolved resonance region (where ENDF/B-IV had some

inadequacies) and the unresolved region become more important. Thus, the SCALE ENDF/B-IV libraries trend toward a lower k_{eff} value as the spectrum hardens. Improved resonance data in ENDF/B-V eliminated this bias in the 44-group library.

A positive bias has been routinely observed in the ENDF/B-IV libraries for thermal ^{239}Pu systems and mixed oxide (MOX) fuel rods. The MOX fuel rod bias increases with increasing thermalization. One problem identified in the 27-group library was inadequate group structure to account for flux changes across the 0.3-eV resonance of ^{239}Pu . This problem has been rectified in the 44-group library by the addition of more energy groups in this energy range.

Carbon system numerical benchmarks have shown a negative bias of as much as 2.5% with the ENDF/B-IV libraries when compared with the Hansen-Roach and ENDF/B-V libraries. Analysis of the 218-group cross-section data has revealed an incorrect scatter matrix for carbon in energy group 10. In addition, the graphite thermal kernel is deficient. The impact of this deficiency is unknown.

The hafnium cross-section data available in the 218- and 27-group ENDF/B-IV libraries are not ENDF/B-IV data (ENDF/B-IV did not include hafnium). Known irregularities are present in the cross section, and no resonance data are available with the nuclide. The cross sections are infinite dilution (1/E weighting) across the resonance range. **Use of the hafnium data in the ENDF/B-IV libraries is not recommended and should be done with caution.**

Systems containing gadolinium have not calculated well with the 27-group library. The problem stems from the characteristic of the gadolinium data in the thermal range. Gadolinium has low-energy resonance data down to 10^{-5} eV. The resonances are so broad that the implementation of the Nordheim treatment in NITAWL-II fails to have a mesh point in group 27 of the 27-group structure. This difficulty has been addressed by setting the bottom energy of the resonance data to that of group 26 and carrying infinite dilution cross sections in group 27 of the master library. In addition, the ENDF resonance data for gadolinium prior to version VI are not well defined. **Use of the gadolinium data in the ENDF/B-IV libraries is not recommended and should be done with caution.**

5.4 PERFORMANCE WITH HIGH-ENRICHED HOMOGENEOUS ^{235}U SYSTEMS

Figure 5.1 shows calculated k_{eff} values for highly enriched ^{235}U systems using the SCALE 27-group ENDF/B-IV library. The overall trend shows an average k_{eff} of approximately 1.00 for thermal and fast systems, with a large variation in results for thermal systems. As expected, the results are very similar to the 218-group library results.

5.4.1 High-Enriched Fast Systems

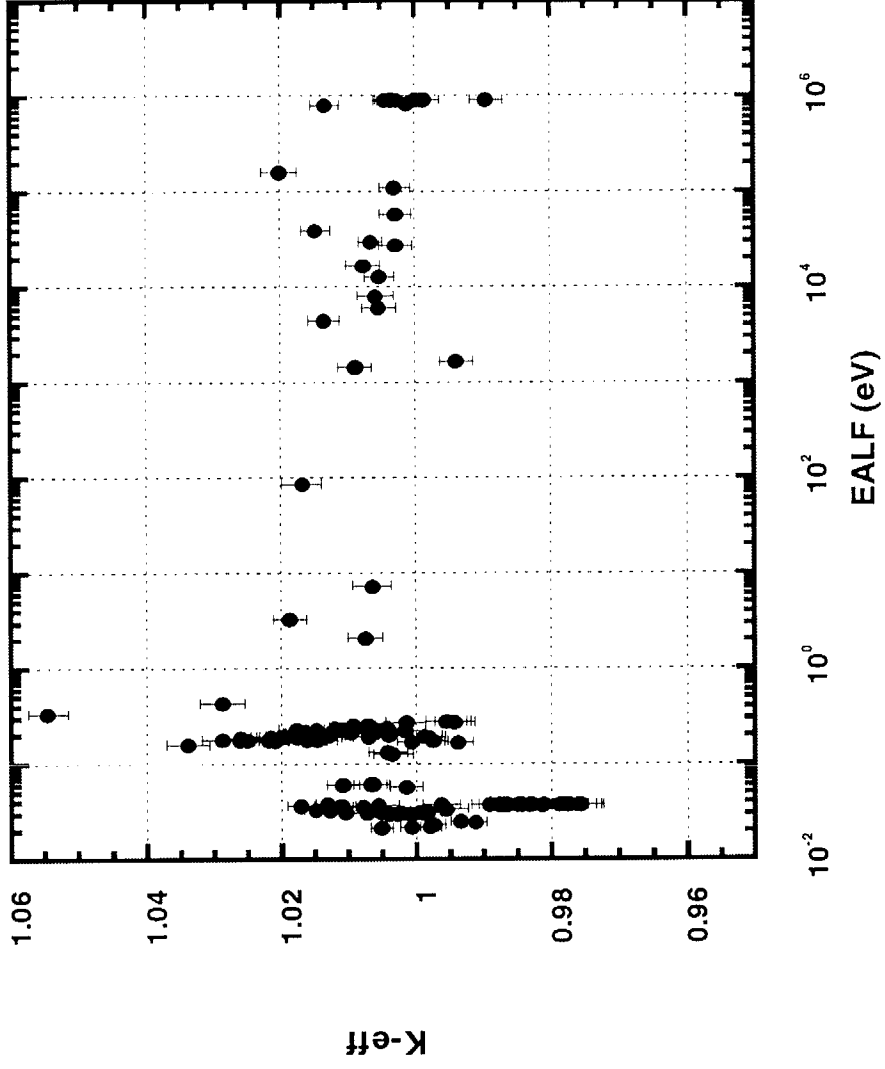
Fast systems in Figure 5.1 are represented by the group of calculations at an EALF of 8×10^5 eV or greater. The fast systems have an average k_{eff} of about 1.00, with a variation of about $\pm 1\%$.

5.4.2 High-Enriched Thermal Systems

Thermal systems in Figure 5.1 are represented by the calculations with an EALF below about 3 eV. The average k_{eff} in the thermal region is about 1.00, with a variation of roughly $\pm 2\%$. There is a wide spread of results in the thermal range ($k_{eff} < 0.98$ to $k_{eff} > 1.03$). Similar spreads can be seen in the results for the other libraries, too. Most of the cases between 0.01 and 0.1 eV are uranyl fluoride solutions that tend to have a more negative bias. Most of the cases between 0.1 and 1 eV are uranyl nitrate solutions that show a more positive bias. The possibility of large uncertainties in the specifications for the critical systems used to validate the thermal range cannot be ruled out as the source of the large variations in calculated k_{eff} values.

5.4.3 High-Enriched Intermediate-Spectrum Systems

Intermediate-spectrum systems in Figure 5.1 are those with an EALF between 3 eV and 8×10^5 eV. Few critical experiments are in the intermediate range. These systems are characterized by an ill-defined average k_{eff} of 1.01, with a spread of about $\pm 1\%$.

Figure 5.1 SCALE 27-group ENDF/B-IV library high-enriched ^{235}U system results

5.5 PERFORMANCE WITH LOW-ENRICHED HOMOGENEOUS ^{235}U SYSTEMS

The performance of the SCALE 27-group ENDF/B-IV library for homogeneous low enriched systems is shown in Figure 5.2. The homogeneous experiments have ^{235}U enrichments below 5%. The calculations do not show a trend as a function of energy. The average calculated k_{eff} value is approximately $1.00 \pm 1.5\%$, about 0.5% more positive than the 218-group library results.

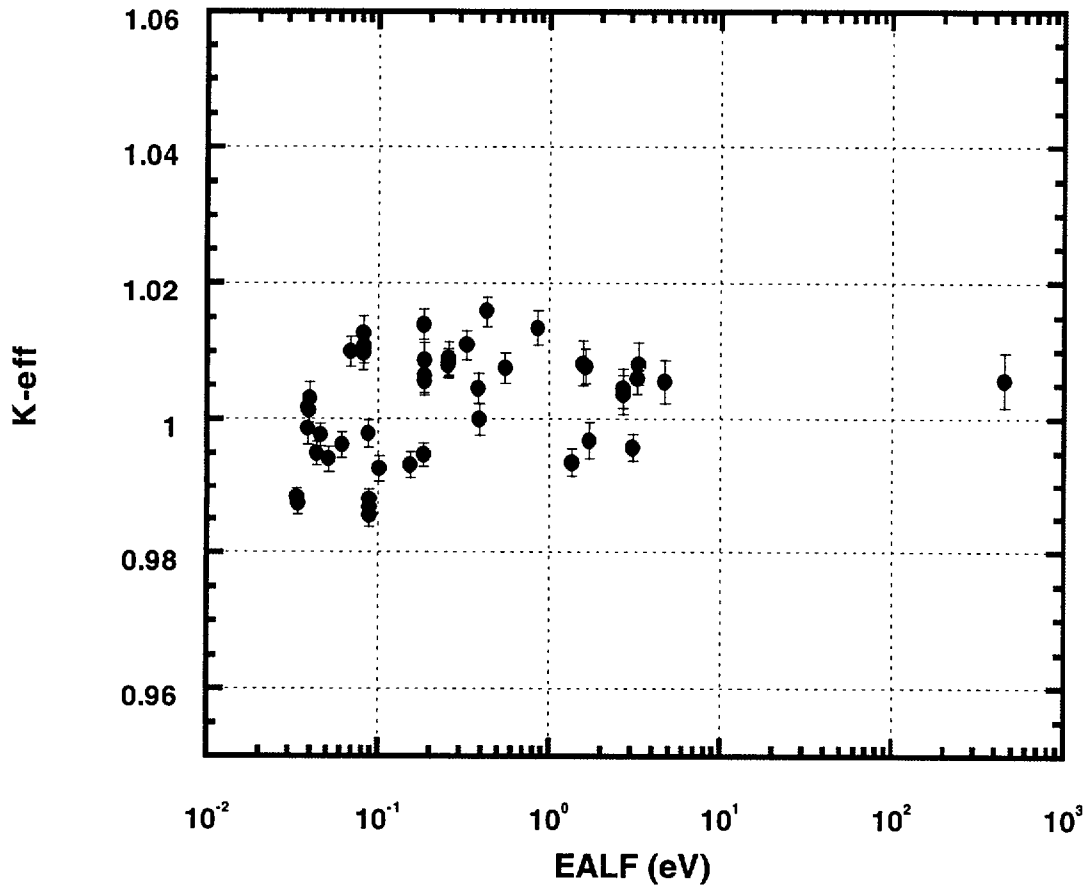


Figure 5.2 SCALE 27-group ENDF/B-IV library low-enriched homogeneous ^{235}U system results

5.6 PERFORMANCE WITH LWR LATTICES

The performance of the SCALE 27-group ENDF/B-IV library for heterogeneous low-enriched LWR lattice systems is shown in Figure 5.3. The maximum enrichment in the LWR lattice experiments is 5.74 wt % ^{235}U . The experiments have an average k_{eff} of about 0.995, with a $\pm 1\%$ variation, about 0.5% more positive than the 218-group library results. The trend of lower calculated k_{eff} values for harder thermal spectra is consistent with previous LWR fuel lattice validation experience with the 27-group ENDF/B-IV library. Because boron hardens the spectrum in LWR lattices, cases containing boron may have lower calculated k_{eff} values, although this trend was not observed for these cases.

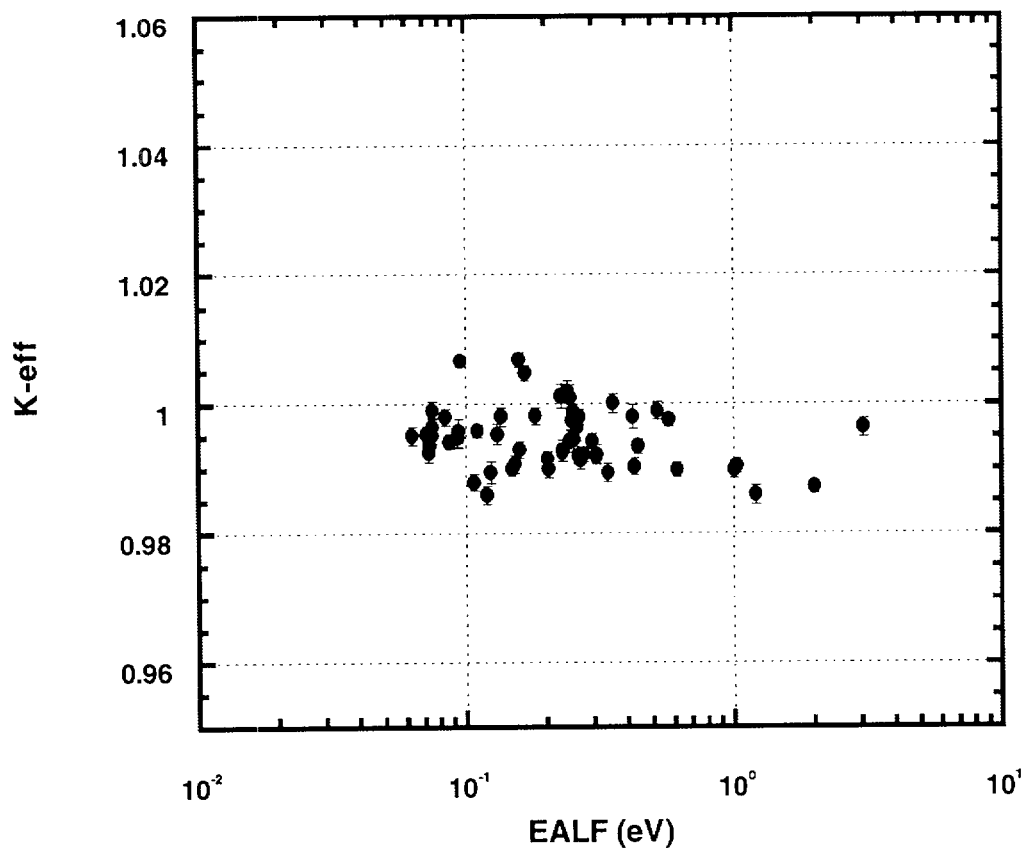


Figure 5.3 SCALE-27 group ENDF/B-IV library low-enriched LWR lattice results

5.7 PERFORMANCE WITH ^{239}Pu SYSTEMS

The performance of the SCALE 27-group ENDF/B-IV library for ^{239}Pu systems is shown in Figure 5.4. The performance of the library is generally poor. The library shows an overall 2 to 3% positive bias, with a range of 1.00 to 1.05 in calculated k_{eff} values. The results are very similar to the 218-group library results. The poor results are probably due to the base ENDF/B-IV ^{239}Pu data. The intermediate-spectrum results are worse than the thermal results. **The SCALE ENDF/B-IV libraries are not recommended for ^{239}Pu systems.**

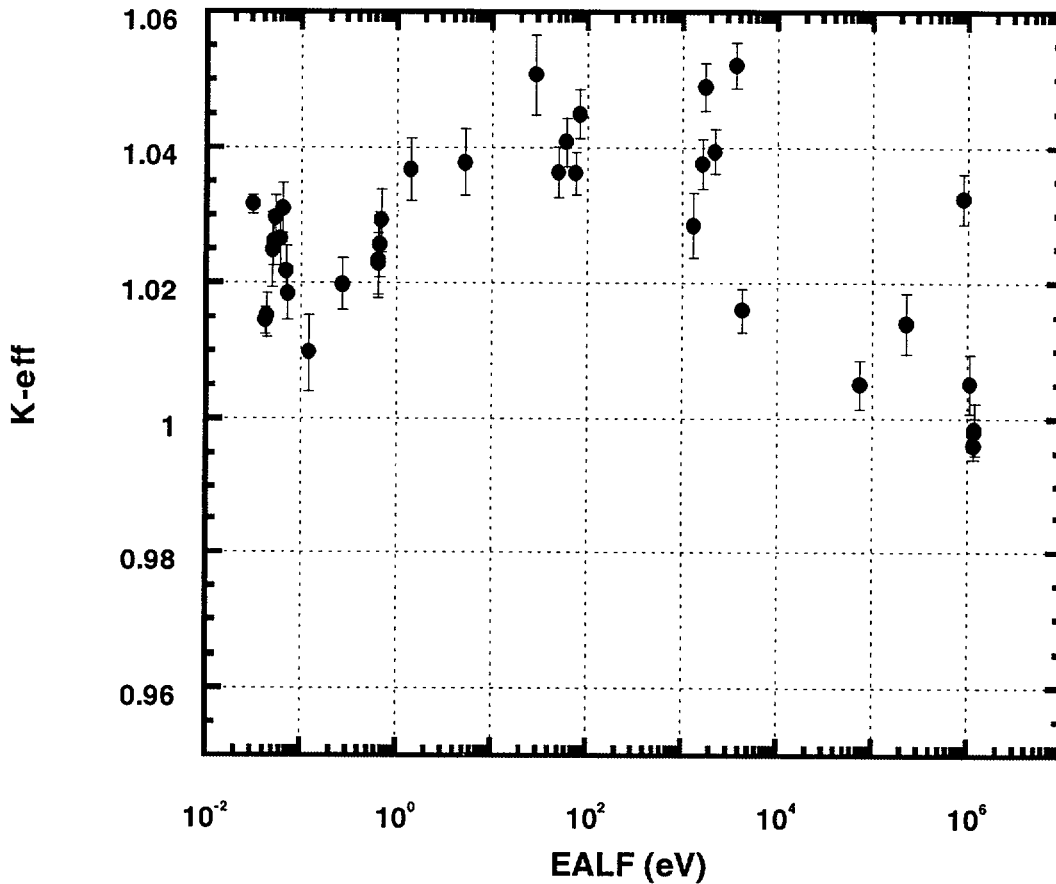


Figure 5.4 SCALE-27 group ENDF/B-IV library plutonium system results

5.8 PERFORMANCE WITH ²³³U SYSTEMS

The performance of the SCALE 27-group ENDF/B-IV library for ²³³U systems is shown in Figure 5.5. The performance of the library varies significantly between the thermal systems and the fast systems. The thermal systems show a strong positive bias. The thermal system results are clustered about an average k_{eff} of about $1.02 \pm 1.5\%$, about 0.5% more positive than the 218-group library results. Conversely, the fast systems show a strong negative bias, with results ranging from 0.96 to 0.98, very similar to the 218-group library results. These results emphasize the importance of validation, not only for the materials in the system, but also for the appropriate energy range.

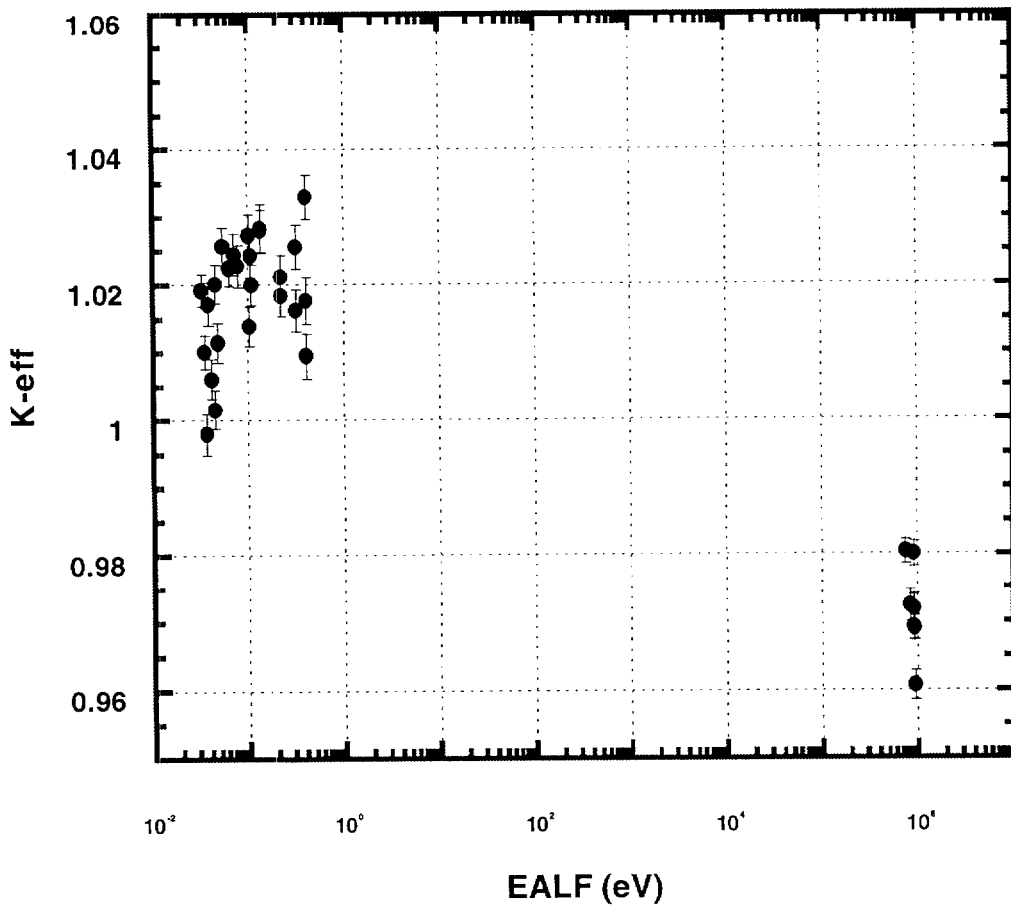
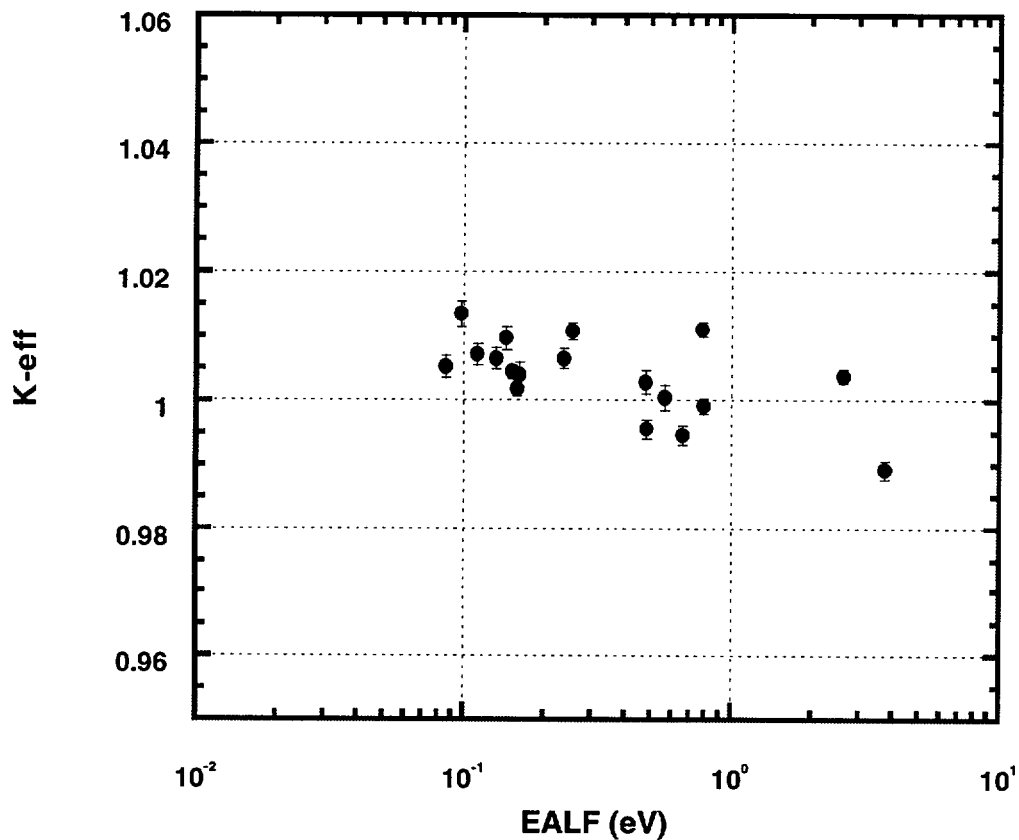


Figure 5.5 SCALE-27 group ENDF/B-IV library ²³³U system results

5.9 PERFORMANCE WITH MIXED-OXIDE LATTICES

The performance of the SCALE 27-group ENDF/B-IV library for mixed-oxide (MOX) lattices is shown in Figure 5.6. All of the MOX lattice systems considered here are water-moderated thermal systems. The performance of the library is fair, probably due to the positive bias in the ENDF/B-IV ^{239}Pu resonance data offsetting the negative bias in the ^{238}U resonance data. The most thermalized systems (about 0.1 eV) show a small positive bias, with results ranging from 0.995 to 1.01. As the spectrum becomes harder, the calculated k_{eff} values show an increasingly negative bias, similar to that seen for the LWR lattices. As in the case of the LWR lattices, the cause may be the ^{238}U resonance data. Once again, the results are very similar to the 218-group library results.



6 THE 238-GROUP ENDF/B-V LIBRARY

6.1 ORIGINS OF THE LIBRARY

The 238-group ENDF/B-V library⁷ is a general-purpose criticality analysis library, and the most complete library available in SCALE. This library is also known as the LAW (Library to Analyze Radioactive Waste) Library. It was initially released in version 4.3 of SCALE. The library contains data for all nuclides (more than 300) available in ENDF/B-V processed by the AMPX-77 system.¹¹ It also contains data for ENDF/B-VI evaluations of ¹⁴N, ¹⁵N, ¹⁶O, ¹⁵⁴Eu, and ¹⁵⁵Eu that are discussed in Section 6.2. The library has 148 fast groups and 90 thermal groups (below 3 eV). The group structure is listed in Appendix A.

Most resonance nuclides in the 238-group and 44-group ENDF/B-V libraries have resonance data (to be processed by NITAWL-II) in the resolved resonance range and Bondarenko factors (to be processed by BONAMI) for the unresolved range. Both libraries contain resolved resonance data for *s*-wave, *p*-wave, and *d*-wave resonances ($\ell = 0$, $\ell = 1$, and $\ell = 2$, respectively) as shown in Table E.1. These data can have a significant effect on results for undermoderated, intermediate-energy problems. Resonance structures in several light-to-intermediate mass nonresonance ENDF nuclides (i.e., ⁷Li, ¹⁹F, ²⁷Al, ²⁸Si) are accounted for using Bondarenko shielding factors. These structures can also be important in intermediate-energy problems. Nuclides with thermal scattering data are listed in Table E.2. The ²³⁵U ENDF/B-V data have slightly too much fission, while the ²³⁸U data have slightly too much capture. Although better than the ENDF/B-IV data, the thermal plutonium data still appear to have problems.

All nuclides in the 238-group LAW Library use the same weighting spectrum, consisting of

1. Maxwellian spectrum (peak at 300 K) from 10^{-5} to 0.125 eV,
2. a 1/E spectrum from 0.125 eV to 67.4 keV,
3. a fission spectrum (effective temperature at 1.273 MeV) from 67.4 keV to 10 MeV, and
4. a 1/E spectrum from 10 to 20 MeV.

A plot of this spectrum is shown in Figure 6.1. The use of this spectrum (as opposed to the $1/(E\sigma_s)$ spectrum used to generate the 218-group library) makes it difficult to collapse a general-purpose broad-group library that is valid over a wide range of problems.

All nuclides use a P_3 Legendre expansion to fit the elastic and discrete-level inelastic scattering processes in the fast range, thereby making the library suitable for both reactor and shielding applications. A P_3 fit was used for thermal-scattering. All other scattering processes use P_0 fits.

Data testing has been performed for 33 benchmarks,⁸ including 28 Cross-Section Evaluation Working Group (CSEWG) benchmarks. Results obtained for these benchmarks are very close to those obtained by other data testers using different ENDF/B-V-based cross-section libraries. There is considerable improvement in the trend of k_{eff} vs leakage obtained with the use of the ENDF/B-VI oxygen evaluation.

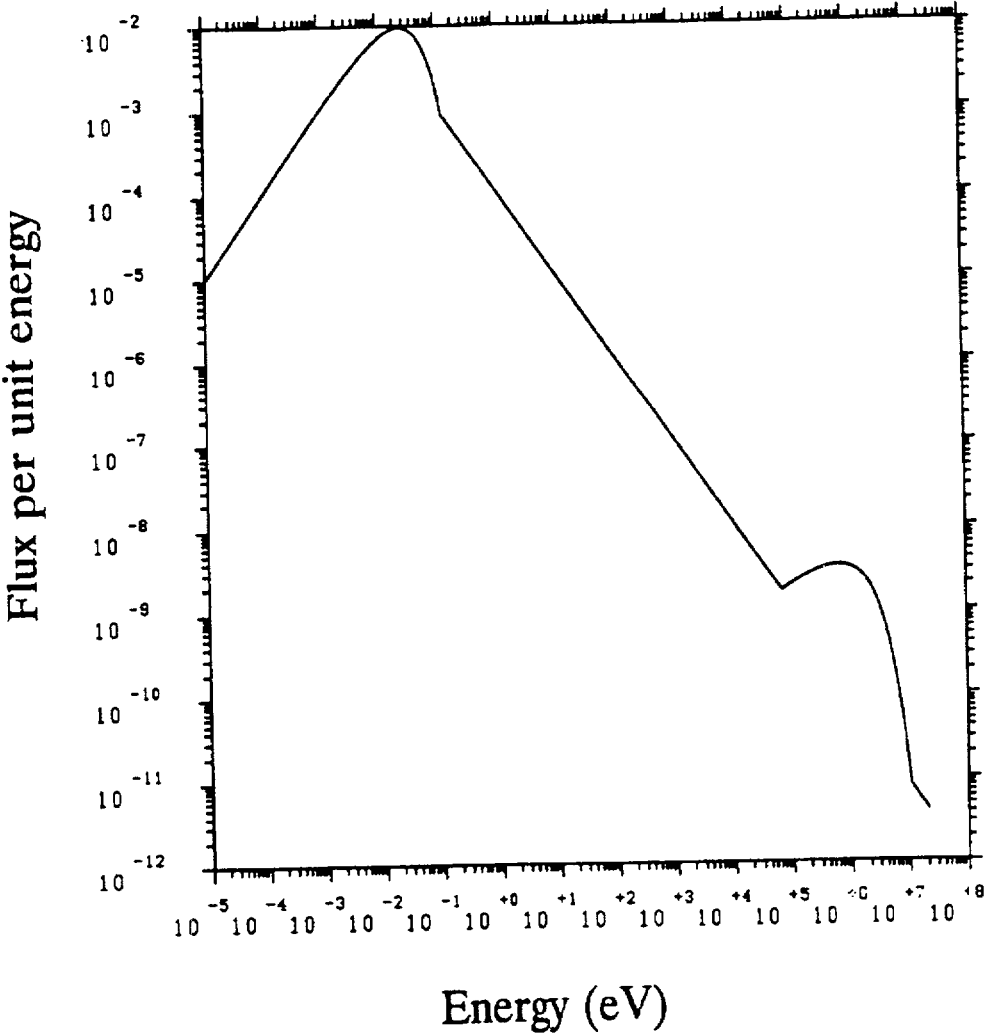


Figure 6.1 Weighting function for 238-group ENDF/B-V library

6.2 ENDF/B-VI DATA IN THE LIBRARY

Because of the significantly improved and conservative behavior of the ENDF/B-VI ^{16}O evaluation under conditions where higher-order scattering terms are important (e.g., high-leakage geometries), this cross section has been included in the 238-group and 44-group libraries as the default for ^{16}O . The ENDF/B-V evaluation is available within the library as cross-section number 801601, and may be copied into an AMPX master library using AJAX for subsequent use in calculations. Similarly, ENDF/B-VI evaluations of ^{14}N and ^{15}N are included in the library; however, ENDF/B-V versions remain the default for these isotopes. The ENDF/B-VI nitrogen data were processed using the same methods used for ^{16}O and, like oxygen, were tested to see if significant differences between ENDF/B-V and ENDF/B-VI could be identified. No significant differences have been identified; however, because they had already been processed into AMPX master library format and were readily available, ENDF/B-VI ^{14}N and ^{15}N cross sections are included in the library as cross sections 701401 and 701501, respectively. Finally, ENDF/B-VI evaluations of ^{154}Eu and ^{155}Eu are also included in the library as default cross sections 63154 and 63155, respectively. The more recent ENDF/B-VI evaluations include resonance parameters not included in previous evaluations and yield energy-dependent cross sections significantly different from those obtained using ENDF/B-V cross sections. Comparisons of depletion/decay calculations with experimental isotopic measurements have indicated that the ENDF/B-VI europium evaluations are more accurate than those available in ENDF/B-V. However, as with ^{16}O , ENDF/B-V cross sections are available within the library, as isotopes 631541 and 631551.

6.3 PERFORMANCE WITH HIGH-ENRICHED HOMOGENEOUS ^{235}U SYSTEMS

Figure 6.2 shows calculated k_{eff} values for highly enriched ^{235}U systems using the SCALE 238-group ENDF/B-V library. The overall trend shows an average k_{eff} of approximately 0.995 for thermal and fast systems, with a large variation in results for thermal systems.

6.3.1 High-Enriched Fast Systems

Fast systems in Figure 6.2 are represented by the group of calculations at an EALF of 8×10^5 eV or greater. The fast systems have an average k_{eff} of about 0.995, with a variation of about $\pm 1\%$.

6.3.2 High-Enriched Thermal Systems

Thermal systems in Figure 6.2 are represented by the calculations with an EALF below about 3 eV. The average k_{eff} in the thermal region is about 1.00, with a variation of roughly $\pm 2\%$. There is a wide spread of results in the thermal range ($k_{eff} < 0.98$ to $k_{eff} > 1.02$). Similar spreads can be seen in the results for the other libraries, too. The possibility of large uncertainties in the specifications for the critical systems used to validate the thermal range cannot be ruled out as the source of the large variations in calculated k_{eff} values.

6.3.3 High-Enriched Intermediate-Spectrum Systems

Intermediate-spectrum systems in Figure 6.2 are those with an EALF between 3 eV and 8×10^5 eV. Few critical experiments are in the intermediate range. These systems are characterized by an ill-defined average k_{eff} of $0.99 \pm 1.5\%$.

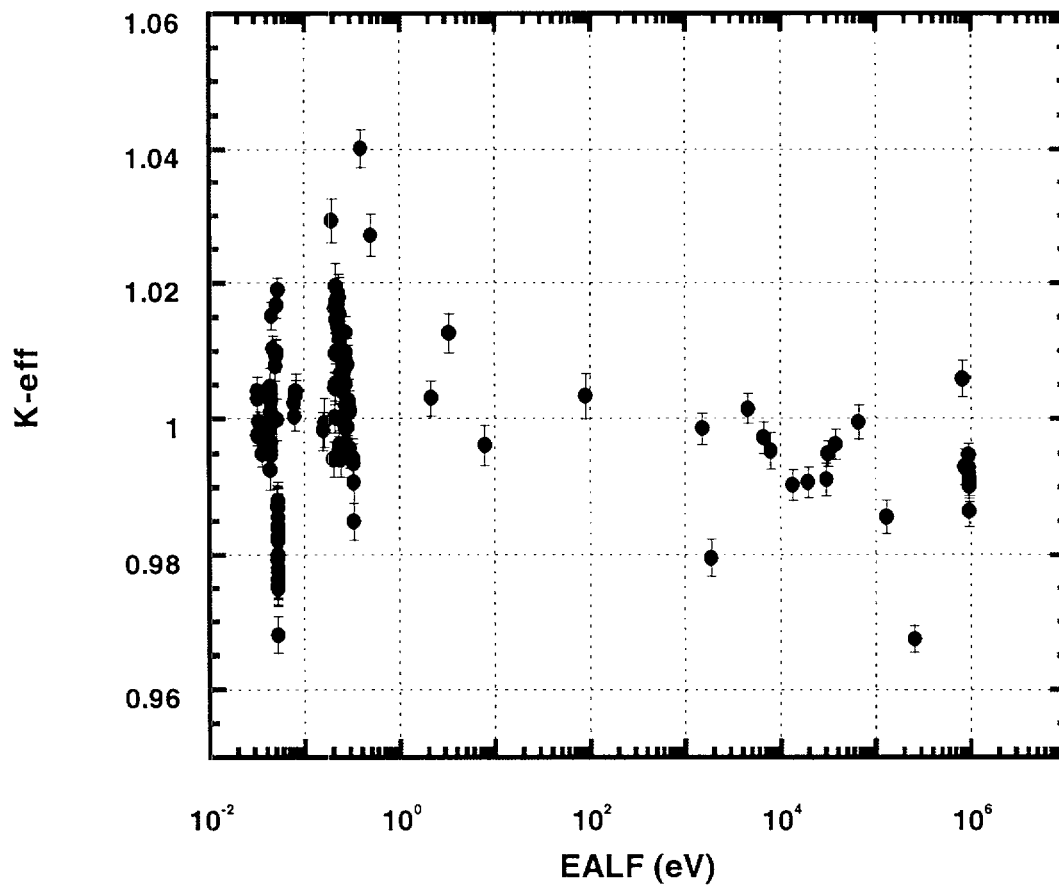


Figure 6.2 SCALE 238-group ENDF/B-V library high-enriched ^{235}U system results

6.4 PERFORMANCE WITH LOW-ENRICHED HOMOGENEOUS ^{235}U SYSTEMS

The performance of the SCALE 238-group ENDF/B-V library for homogeneous low-enriched systems is shown in Figure 6.3. The homogeneous experiments have ^{235}U enrichments below 5%. The calculations do not show a trend as a function of EALF, which is directly related to the moderation level. The average calculated k_{eff} value is approximately $1.005 \pm 1.5\%$.

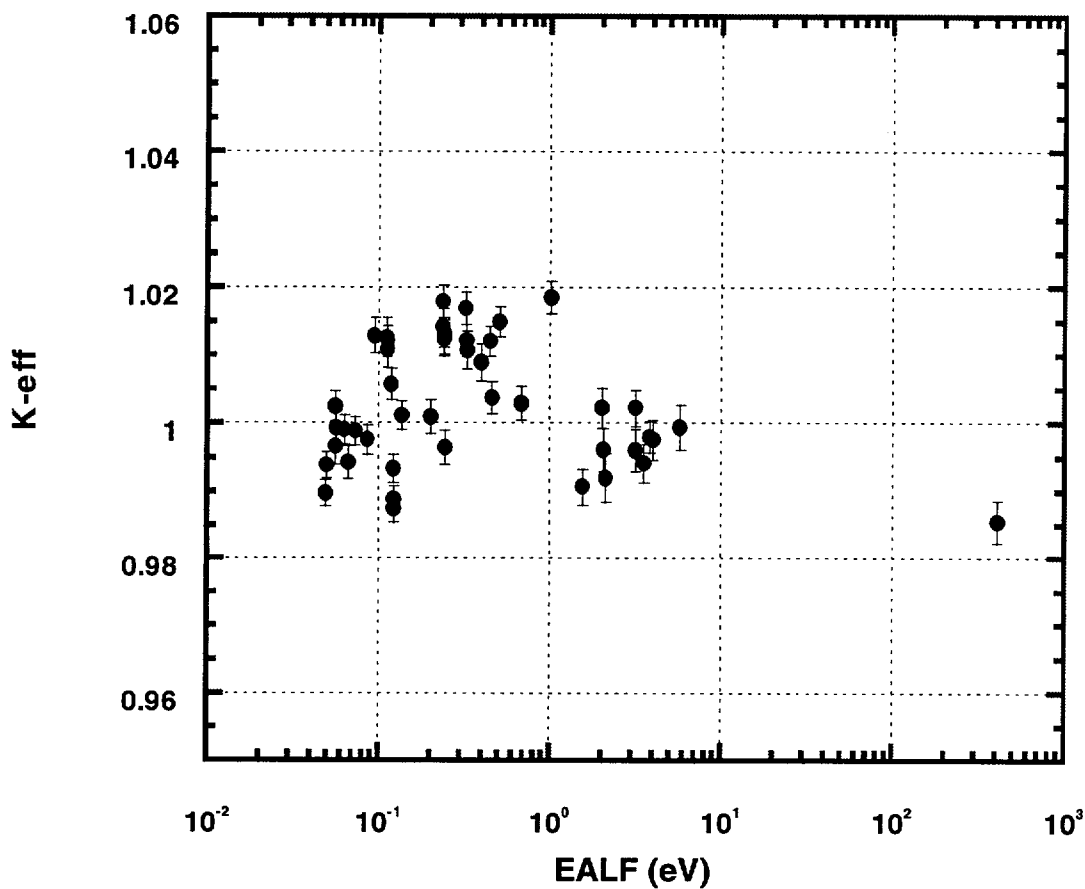


Figure 6.3 SCALE 238-group ENDF/B-V library low-enriched homogeneous ^{235}U system results

6.5 PERFORMANCE WITH LWR LATTICES

The performance of the SCALE 238-group ENDF/B-V library for heterogeneous low-enriched LWR lattice systems is shown in Figure 6.4. The maximum enrichment in the LWR lattice experiments is 5.74 wt % ^{235}U . The experiments have an average k_{eff} of about $0.995 \pm 1\%$. The results show no bias vs energy. The cases containing boron showed no apparent bias.

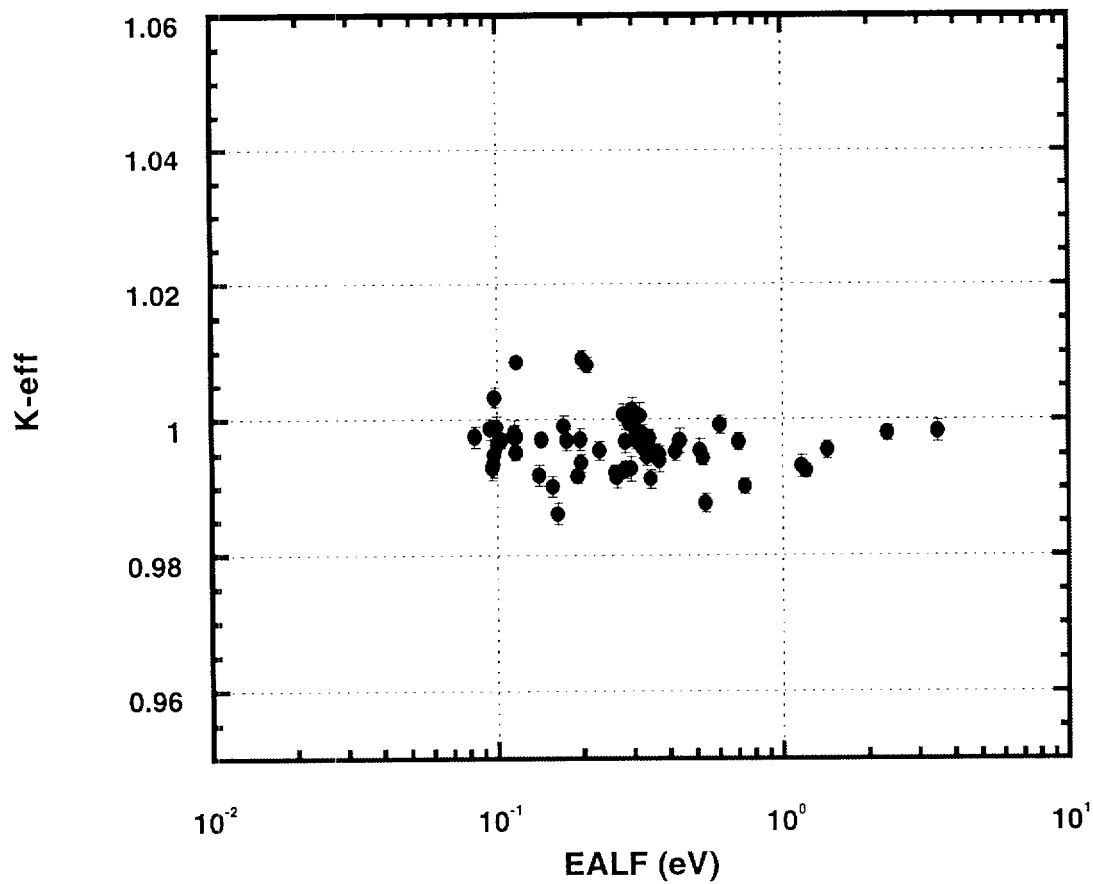


Figure 6.4 SCALE 238-group ENDF/B-V library low-enriched LWR lattice results

6.6 PERFORMANCE WITH ^{239}Pu SYSTEMS

The performance of the SCALE 238-group ENDF/B-V library for ^{239}Pu systems is shown in Figure 6.5. The performance of the library is fair, with an average k_{eff} of about $1.015 \pm 2\%$. The results indicate possible problems in the base ENDF/B-V ^{239}Pu data. These results are better than the ENDF/B-IV libraries, particularly in the intermediate-energy range, with less variation and no apparent trends vs. energy.

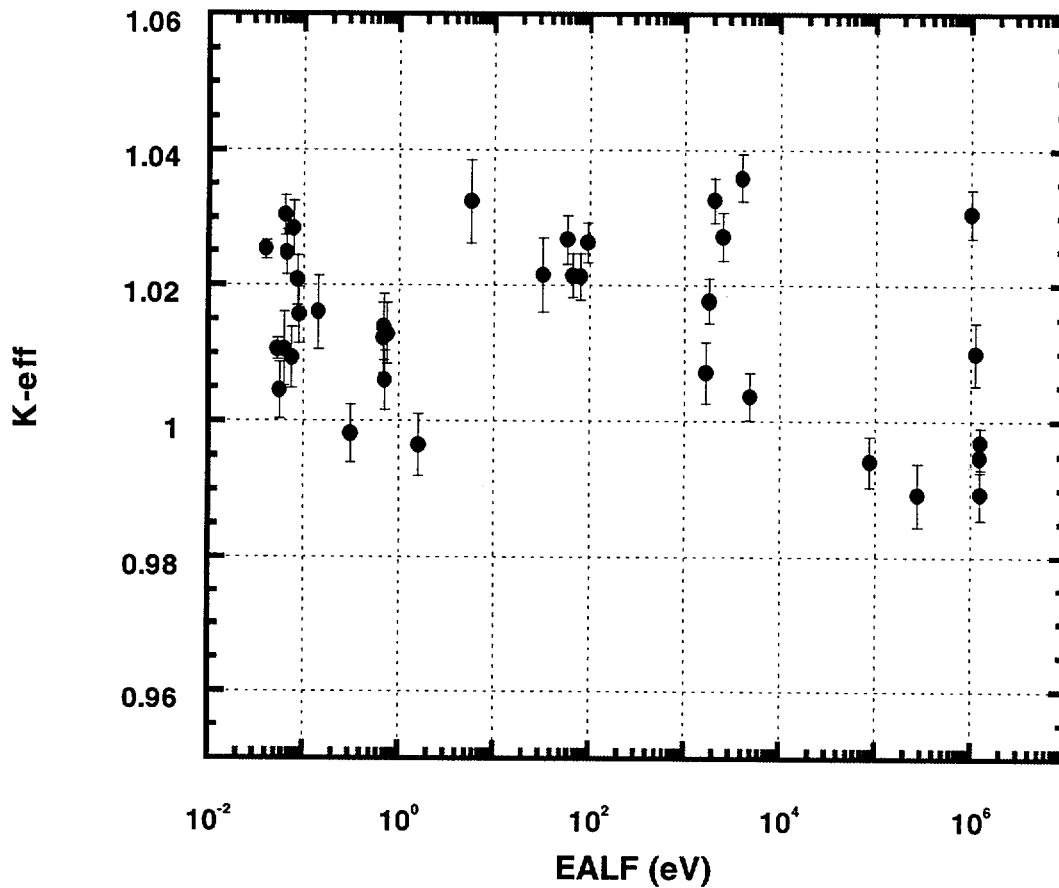


Figure 6.5 SCALE 238-group ENDF/B-V library plutonium system results

6.7 PERFORMANCE WITH ^{233}U SYSTEMS

The performance of the SCALE 238-group ENDF/B-V library for ^{233}U systems is shown in Figure 6.6. The performance of the library is good, and it is consistent between the thermal systems and the fast systems. The thermal system results have an average calculated k_{eff} value of about $0.995 \pm 1.5\%$. The fast system results are excellent, with an average calculated k_{eff} value of about $0.999 \pm 0.4\%$. These results are substantially better than the ENDF/B-IV libraries.

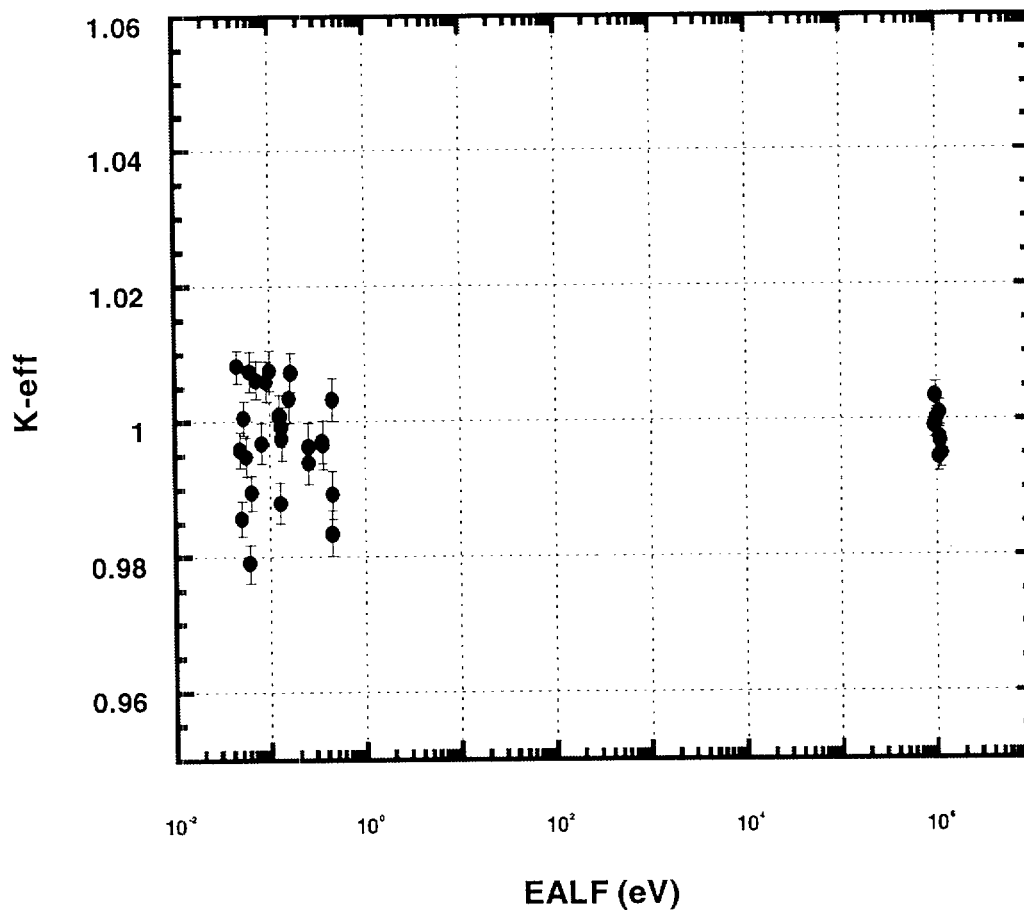


Figure 6.6 SCALE 238-group ENDF/B-V library ^{233}U system results

6.8 PERFORMANCE WITH MIXED-OXIDE LATTICES

The performance of the SCALE 238-group ENDF/B-V library for mixed-oxide (MOX) lattices is shown in Figure 6.7. All of the MOX lattice systems considered here are water-moderated thermal systems. The performance of the library is very good. The average calculated k_{eff} value is approximately $1.0 \pm 1\%$. The results show a trend vs energy (i.e., moderation). The most thermal cases have a slightly positive bias, while those with a harder spectrum have a slightly negative bias.

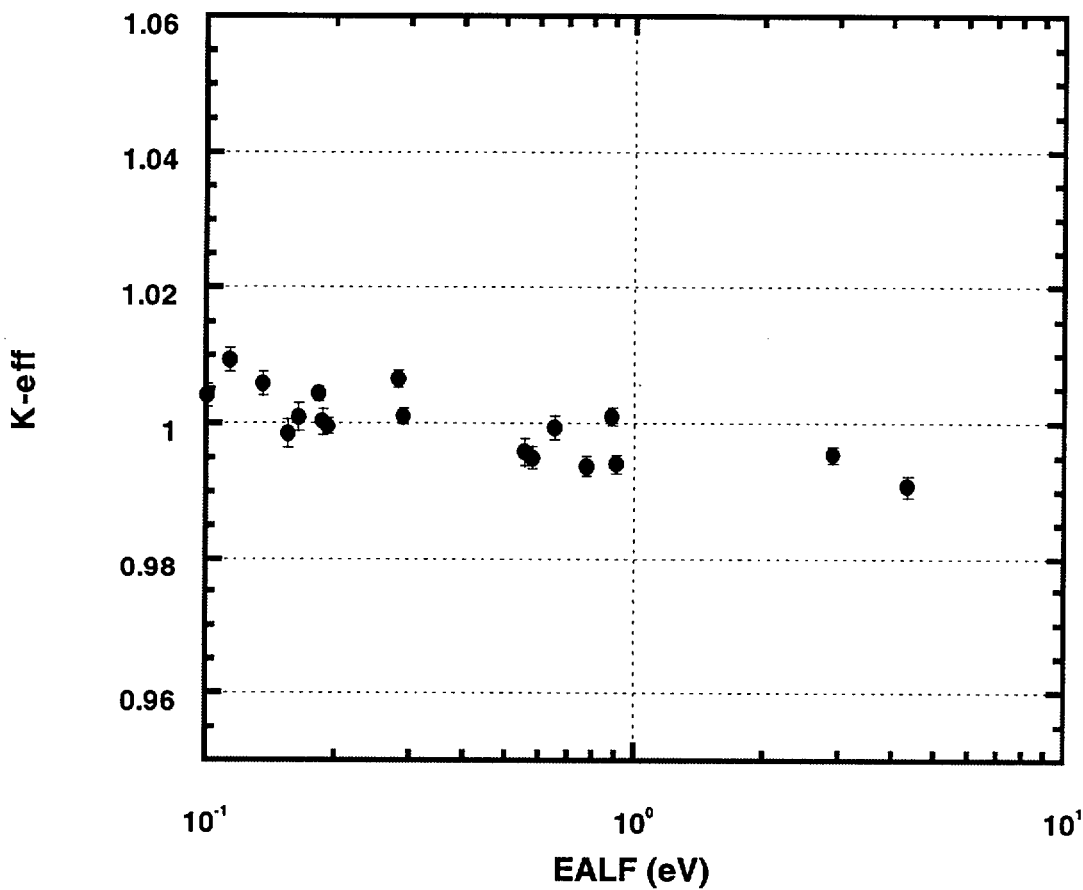


Figure 6.7 SCALE 238-group ENDF/B-V library mixed-oxide lattice results

7 THE 44-GROUP ENDF/B-V LIBRARY

7.1 ORIGINS OF THE LIBRARY

The 44-group ENDF/B-V library⁸ has been developed for use in the analysis of fresh and spent fuel and radioactive waste systems. The library was initially released in version 4.3 of SCALE. Collapsed from the fine-group 238-group ENDF/B-V cross-section library, this broad-group library contains all nuclides (more than 300) from the ENDF/B-V data files. Broad-group boundaries were chosen as a subset of the parent 238-group ENDF/B-V boundaries, emphasizing the key spectral aspects of a typical LWR fuel package. Specifically, the broad-group structure was designed to accommodate the following features: two windows (where the cross section drops significantly at a particular energy, allowing neutrons at that energy to pass through the material) in the oxygen cross-section spectrum; a window in the cross section of iron; the Maxwellian peak in the thermal range; and the 0.3-eV resonance in ²³⁹Pu (which, due to its low energy, cannot be properly modeled via the SCALE Nordheim Integral Treatment module NITAWL-II). The resulting boundaries represent 22 fast and 22 thermal energy groups; the full-group structure is compared with that of the 238-group library in Table A.1. The fine-group 238-group ENDF/B-V cross sections were collapsed into this broad-group structure using a fuel-cell spectrum calculated based on a 17 × 17 Westinghouse pressurized-water reactor (PWR) assembly. Thus, the 44-group library performs well for LWR lattices, but not as well for other types of systems.

The 44-group ENDF/B-V library has been tested against its parent library, using a set of 33 benchmark problems⁸ in order to demonstrate that the collapsed set was an acceptable representation of 238-group ENDF/B-V, except for intermediate-energy systems. Validation of the library within the SCALE system was based on a comparison of calculated values of k_{eff} with that of 93 experiments: 92 critical and 1 subcritical experiments.⁸ The experiments consisted primarily of various configurations of light-water-reactor-type fuel representative of transportation and storage conditions. Additional experiments were included to allow a comparison with results obtained in an earlier validation of the 27-group ENDF/B-IV library.

Results show that the broad 44-group structure is an acceptable representation of its parent 238-group library for thermal LWR lattice systems, as well as hard fast spectrum systems. The 44-group library is the recommended SCALE library for criticality safety analysis of arrays of light-water-reactor-type fuel assemblies, as would be encountered in fresh or spent fuel transportation or storage environments. Validation results for LWR-type UO₂ fuel show virtually no bias. A positive bias of 0.5 to 1% has been observed for very thermal mixed-oxide systems. The bias is caused by inadequate representation of plutonium cross sections, possibly in the ENDF/B-V data. The validation results for the 44-group library are consistently better relative to the same cases using the 27-group ENDF/B-IV library. Because of the weighting spectrum used to generate the 238-group library, it is difficult to collapse a general-purpose broad-group library that is valid over a wide range of problems. **For all other systems, the parent 238-group ENDF/B-V library is recommended.** A user could generate their own broad group library for a particular application by collapsing with a problem-specific flux spectrum.

7.2 ENDF/B-VI DATA IN THE LIBRARY

Because of the significantly improved and conservative behavior of the ENDF/B-VI ¹⁶O evaluation under conditions where higher-order scattering terms are important (e.g., high-leakage geometries), this cross section has been included in the 238-group and 44-group libraries as the default for ¹⁶O. The ENDF/B-V evaluation is available within the library as cross-section number 801601, and may be copied into an AMPX working library using AJAX for subsequent use in calculations. Similarly, ENDF/B-VI evaluations of ¹⁴N and ¹⁵N are included in

the library; however, ENDF/B-V versions remain the default for these isotopes. The ENDF/B-VI nitrogen data were processed using the same methods used for ^{16}O , and, like oxygen, were tested to see if significant differences between ENDF/B-V and ENDF/B-VI could be identified. No significant differences have been identified; however, because they had already been processed into AMPX master library format and were readily available, ENDF/B-VI ^{14}N and ^{15}N cross sections are included in the library as cross sections 701401 and 701501, respectively. Finally, ENDF/B-VI evaluations of ^{154}Eu and ^{155}Eu are also included in the library as default cross sections 63154 and 63155, respectively. The more recent ENDF/B-VI evaluations include resonance parameters not included in previous evaluations and yield energy-dependent cross sections that are significantly different from those obtained using ENDF/B-V cross sections. Comparisons of depletion/decay calculations with experimental isotopic measurements have indicated that the ENDF/B-VI europium evaluations are more accurate than those available in ENDF/B-V. However, as with ^{16}O , ENDF/B-V cross sections are available within the library, as isotopes 631541 and 631551.

7.3 PERFORMANCE WITH HIGH-ENRICHED HOMOGENEOUS ^{235}U SYSTEMS

Figure 7.1 shows calculated k_{eff} values for highly enriched ^{235}U systems using the SCALE 44-group ENDF/B-V library. The overall trend shows an average k_{eff} of approximately 1.00 for thermal and fast systems, with a large variation in results for thermal systems.

7.3.1 High-Enriched Fast Systems

Fast systems in Figure 7.1 are represented by the group of calculations at an EALF of 8×10^5 eV or greater. The fast systems have an average k_{eff} of about 1.00, with a variation of about $\pm 1\%$, very similar to the 238-group library results.

7.3.2 High-Enriched Thermal Systems

Thermal systems in Figure 7.1 are represented by the calculations with an EALF below about 3 eV. The average k_{eff} in the thermal region is about 1.00, with a variation of roughly $\pm 2\%$. There is a wide spread of results in the thermal range ($k_{eff} < 0.98$ to $k_{eff} > 1.03$). Similar spreads can be seen in the results for the other libraries, too. As observed with the other libraries, the uranyl fluoride results tend to be less than the uranyl nitrate results. The possibility of large uncertainties in the specifications for the critical systems used to validate the thermal range cannot be ruled out as the source of the large variations in calculated k_{eff} values.

7.3.3 High-Enriched Intermediate-Spectrum Systems

Intermediate spectrum systems in Figure 7.1 are those with an EALF between 3 eV and 8×10^5 eV. Few critical experiments are in the intermediate range. These systems are characterized by an ill-defined average k_{eff} of $1.00 \pm 1.5\%$. Some cases are roughly 1% higher while others are nearly the same as the 238-group results.

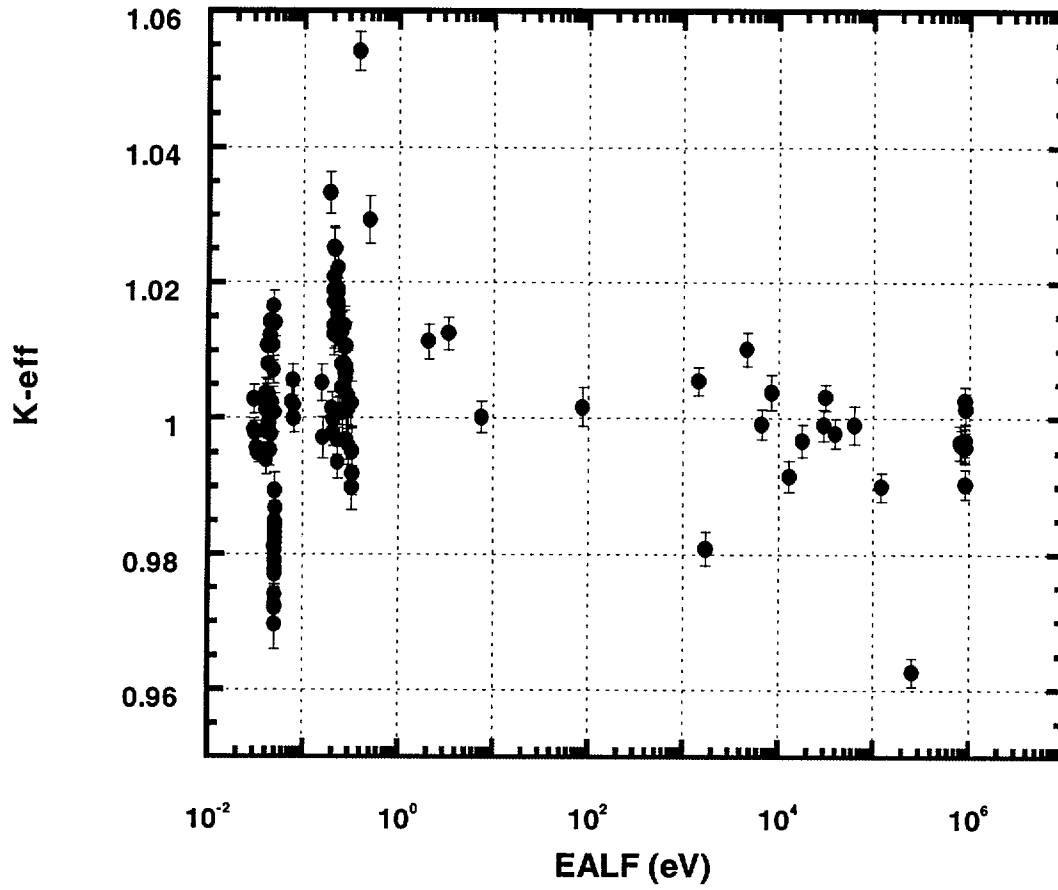


Figure 7.1 SCALE 44-group ENDF/B-V library high-enriched homogeneous ^{235}U system results

7.4 PERFORMANCE WITH LOW-ENRICHED HOMOGENEOUS ^{235}U SYSTEMS

The performance of the SCALE 44-group ENDF/B-V library for homogeneous low-enriched systems is shown in Figure 7.2. The homogeneous experiments have ^{235}U enrichments below 5%. Some of the more thermal cases show a negative bias, but all remaining cases have a positive bias. There is less scatter in these results than the 238-group library results. The harder spectra cases (> 1 eV) are about 2% higher than the 238-group results. The average calculated k_{eff} value is approximately $1.01 \pm 1.5\%$.

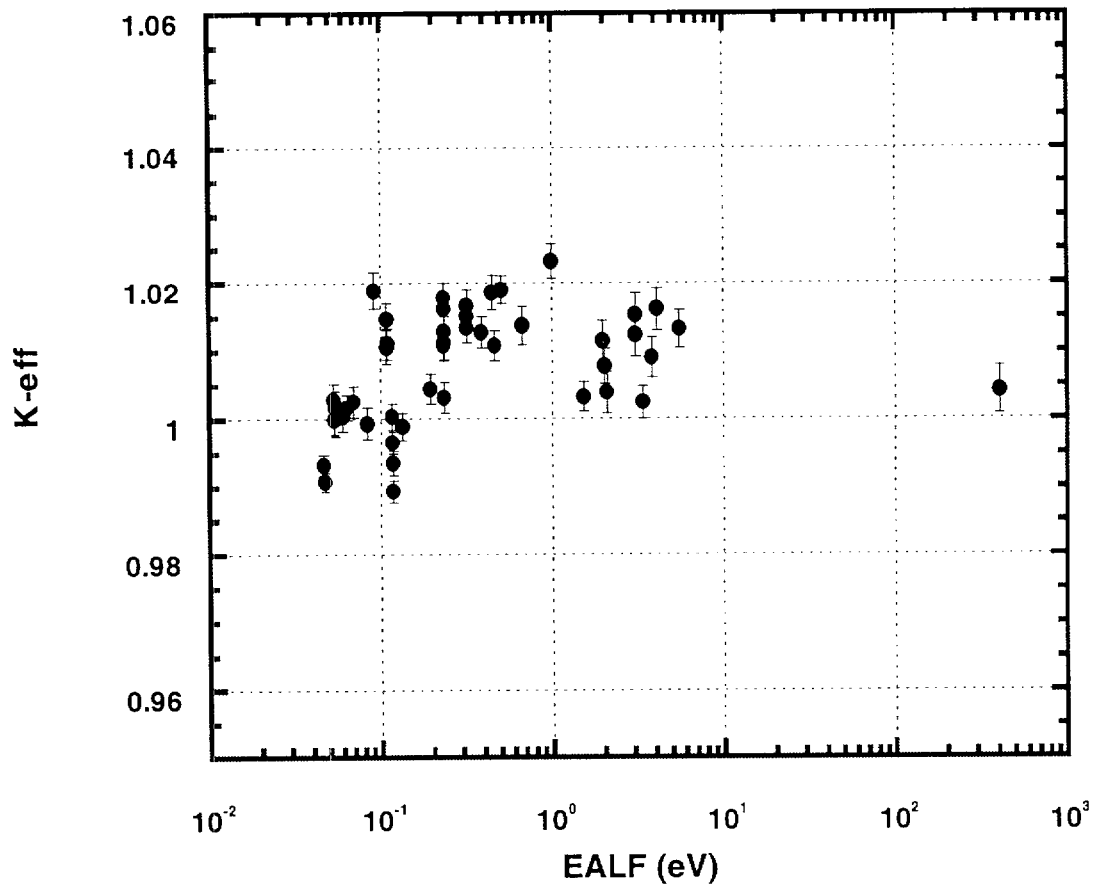


Figure 7.2 SCALE 44-group ENDF/B-V library low-enriched homogeneous ^{235}U system results

7.5 PERFORMANCE WITH LWR LATTICES

The performance of the SCALE 44-group ENDF/B-V library for heterogeneous low-enriched LWR lattice systems is shown in Figure 7.3. The maximum enrichment in the LWR lattice experiments is 5.74 wt % ^{235}U . The results for these cases are excellent, as should be expected, because the library was collapsed with an LWR lattice spectrum specifically for these types of applications. The experiments have an average k_{eff} of about $1.00 \pm 1\%$. The results show no bias vs energy. The cases containing boron showed no apparent bias.

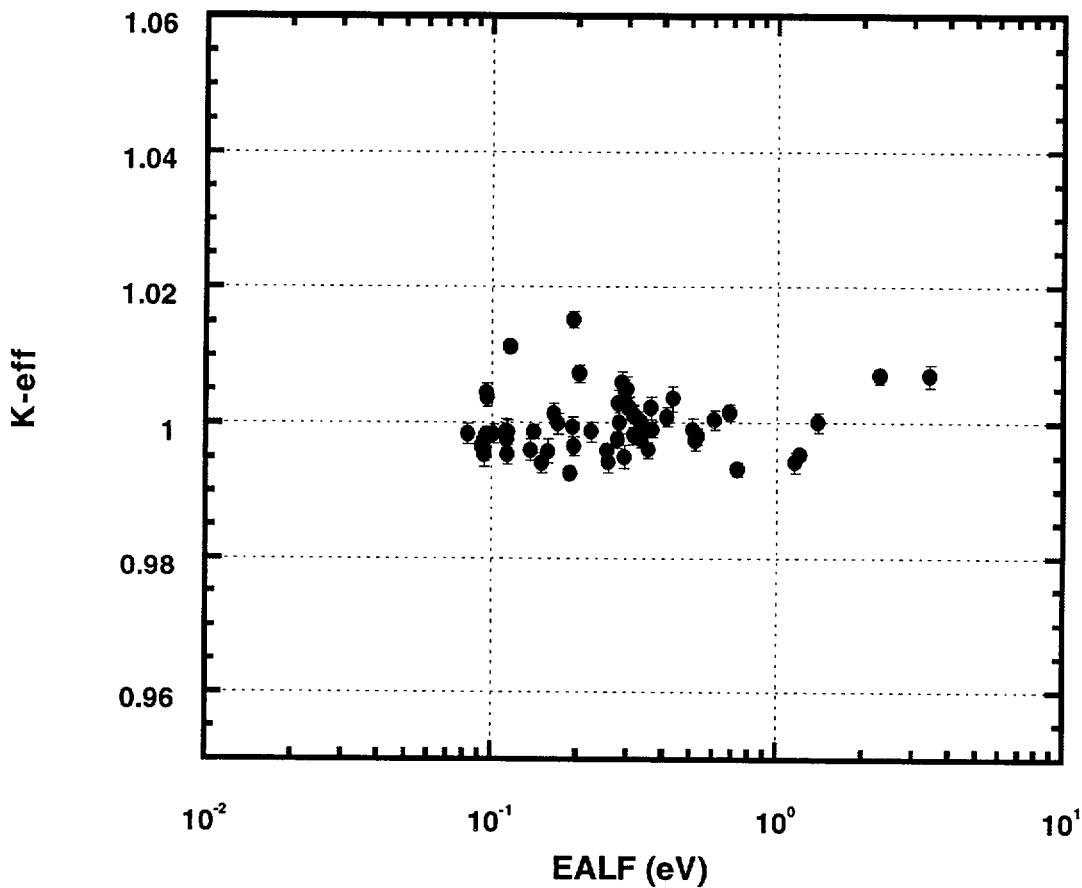


Figure 7.3 SCALE 44-group ENDF/B-V library low-enriched LWR lattice results

7.6 PERFORMANCE WITH ^{239}Pu SYSTEMS

The performance of the SCALE 44-group ENDF/B-V library for ^{239}Pu systems is shown in Figure 7.4. The performance of the library is fair, with an average k_{eff} of about $1.02 \pm 2\%$. The results indicate possible problems in the base ENDF/B-V ^{239}Pu data. These results are 0.5 to 1.0% higher than the 238-group library for several cases.

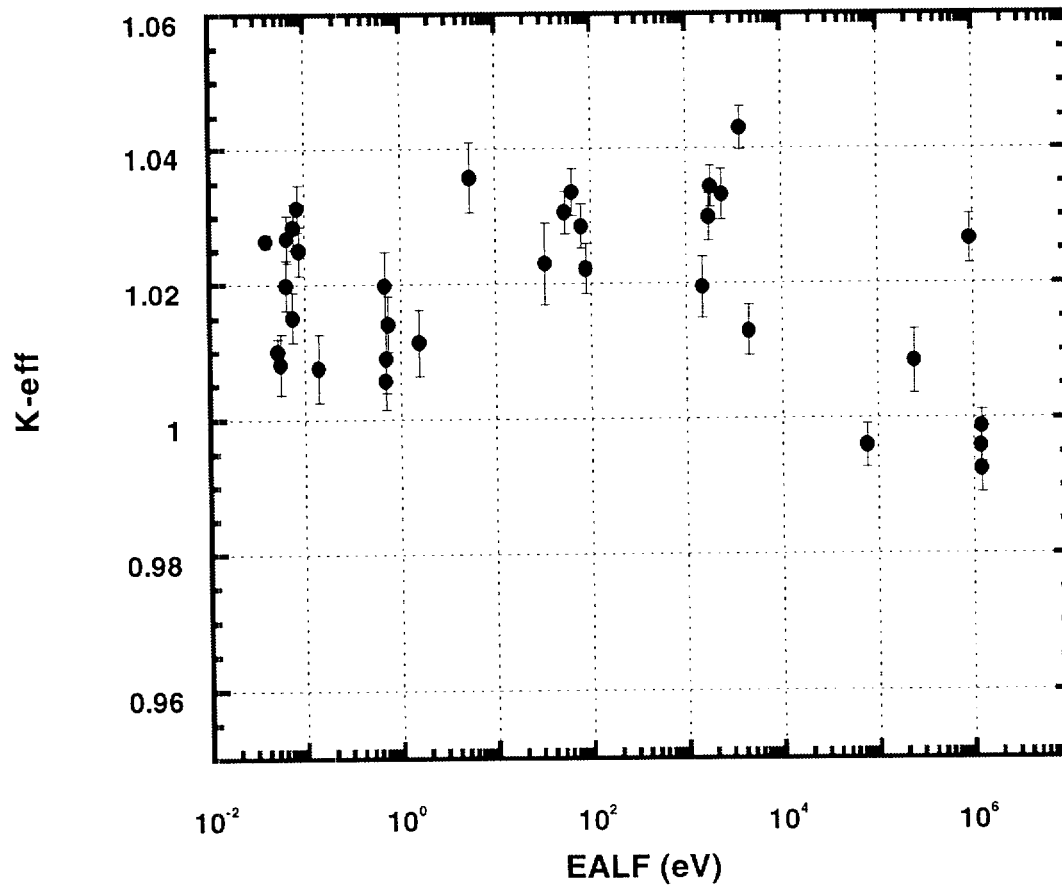


Figure 7.4 SCALE 44-group ENDF/B-V library plutonium system results

7.7 PERFORMANCE WITH ^{233}U SYSTEMS

The performance of the SCALE 44-group ENDF/B-V library for ^{233}U systems is shown in Figure 7.5. The performance of the library is good, and it is consistent between the thermal systems and the fast systems. The thermal system results have an average calculated k_{eff} value of about $1.0 \pm 1.5\%$. The fast system results are excellent, with an average calculated k_{eff} value of about $0.997 \pm 0.5\%$. These results are very similar to the 238-group library results.

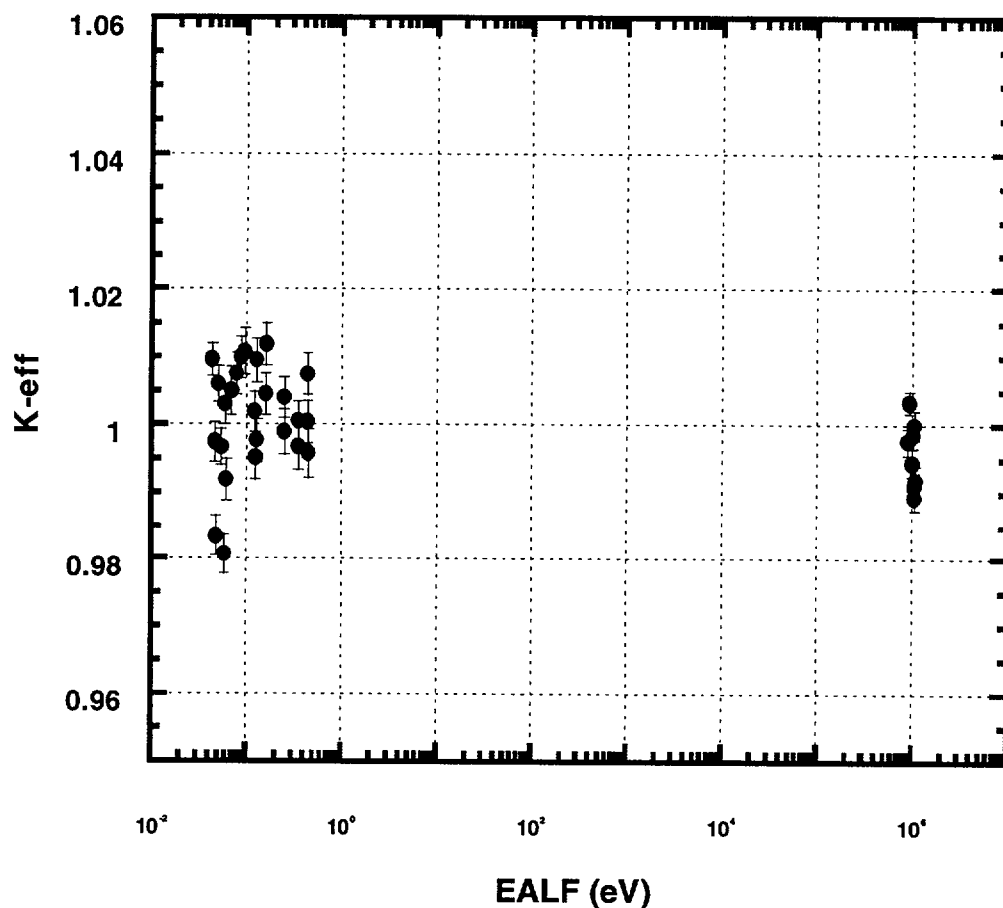


Figure 7.5 SCALE 44-group ENDF/B-V library ^{233}U system results

7.8 PERFORMANCE WITH MIXED-OXIDE LATTICES

The performance of the SCALE 44-group ENDF/B-V library for mixed-oxide (MOX) lattices is shown in Figure 7.6. All of the MOX lattice systems considered here are water-moderated thermal systems. The performance of the library is excellent. The average calculated k_{eff} value is approximately $1.003 \pm 0.6\%$. The results may show a slight negative trend vs energy (i.e., moderation), but it is not definite.

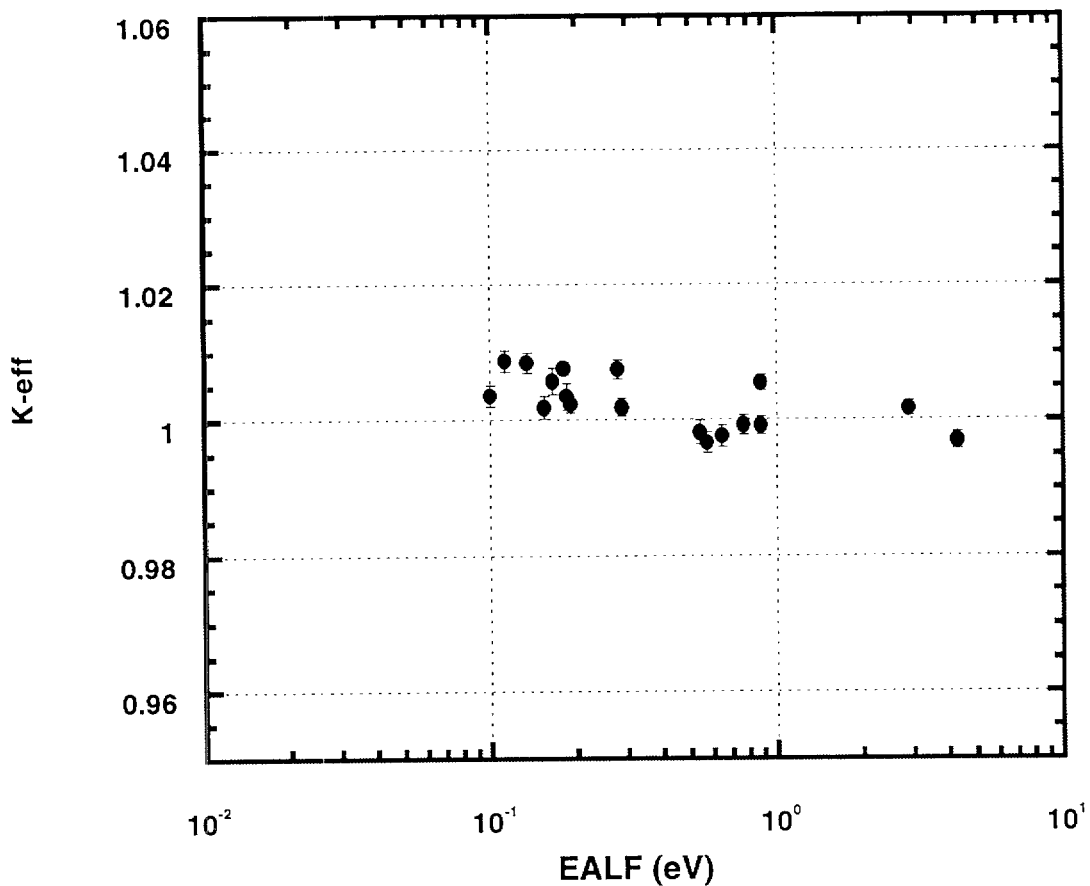


Figure 7.6 SCALE 44-group ENDF/B-V library mixed-oxide lattice results

8 SUMMARY AND CONCLUSIONS

This report provides detailed information on the SCALE criticality-safety cross-section libraries. Areas covered include the origins of the libraries, the data on which they are based, how they were generated, past experience and validations, and performance comparisons with measured critical experiments and numerical benchmarks. Performance results of each library for seven different application areas are summarized in Table 8.1.

The remainder of this section contains a brief verbal summary of each library.

Table 8.1 Summary of SCALE library performance for various applications

Problem Type	Cross-section library				
	SCALE 16-group Hansen-Roach	27-group ^a ENDF/B-IV	218-group ^a ENDF/B-IV	44-group ENDF/B-V	238-group ENDF/B-V
Fast HEU	Very good 0.995 ± 1%	Very good 1.00 ± 1%	Very good 1.00 ± 1%	Very good 1.00 ± 1%	Very good 0.995 ± 1%
Thermal HEU	Very poor 2% high to 4% low	Poor 3% high to 2% low	Poor 1.00 ± 2%	Poor 1.00 ± 3%	Poor 1.00 ± 2%
LWR Lattices	Fair ±1.5%	Good 0.995 ± 1% small bias vs energy	Good 0.99 ± 1% small bias vs energy	Very good 1.00 ± 1%	Very good 0.995 ± 1%
Homogeneous LEU	Poor ±2% bias vs energy	Fair 1.00 ± 1.5%	Fair 0.995 ± 1.5%	Fair 1.01 ± 1.5%	Fair 1.005 ± 1.5%
²³⁹ Pu	Very poor up to 5% high bias vs energy	Poor up to 5% high bias vs energy	Poor up to 5% high bias vs energy	Fair 1.02 ± 2%	Fair 1.015 ± 2%
MOX lattices	Very poor 3% high to 1% low	Fair 1.00 ± 1.5% bias vs energy	Fair 1% high to 2% low bias vs energy	Excellent 1.003 ± 0.6%	Very good 1.00 ± 1% small bias vs energy
²³³ U	Poor thermal - 0.99 ± 2% fast - 1.0 ± 1%	Poor thermal - 1.02 ± 1.5% fast - 0.97 ± 1%	Poor thermal - 1.015 ± 1.5% fast - 0.97 ± 1%	Good thermal - 1.00 ± 1.5% fast - 0.997 ± 0.5%	Good thermal - 0.995 ± 1.5% fast - 0.999 ± 0.4%

^aUse of hafnium and gadolinium data not recommended.

8.1 SCALE 16-GROUP HANSEN-ROACH LIBRARY

1. How the library was generated or collapsed:

The library was generated from available data of 1960 vintage. It was originally intended for fast calculations (6 fast groups), and later extended to 16 groups, covering the full energy range. Most of the data is P_0 transport-corrected data, but hydrogen and deuterium are P_1 data with a P_2 transport correction. The ^{238}U data in the resonance range were adjusted to give good results for the PCTR experiments.

2. Known biases/weaknesses in original data for this library:

The age and sparseness of the base data (pre-ENDF) are the major weakness. Temperature effects and thermal upscatter are not treated.

3. Application areas where the library performs well:

The library performs well for small high-enriched ^{235}U metal systems and fairly well for many LEU thermal systems.

4. Application areas where the library performs poorly:

Optimally moderated uranyl nitrate solutions underpredict by as much as 2.5 to 3% in k_{eff} . Other thermal HEU systems may vary from 2% high to 4% low. Plutonium systems may be high by 2 to 4%. Thermal ^{233}U systems can underpredict k_{eff} by 2 to 3%.

8.2 SCALE 218-GROUP LIBRARY

1. How the library was generated or collapsed:

This library was generated from ENDF/B-IV data using $\chi(E)-1/(E\sigma_t)$ -Maxwellian weighting. The base weighting allowed the library to be successfully collapsed using the weighting spectrum to a broad-group structure that could reproduce the behavior of the fine-group library. The unresolved resonance region was processed with an extremely high-background cross section of 50,000 barns, resulting in infinite-dilution cross sections in this region. Only the s -wave resonances were carried on the library, and any p -wave and d -wave resonances were integrated into the background cross section. The processing of the unresolved resonances with the extremely high-background cross section and the integration of the higher angular momentum p - and d -wave resolved resonances into the background cross section resulted in too much absorption in the intermediate-energy range.

2. Known biases/weaknesses in original data for this library:

The ^{238}U base data had too much capture in the epithermal range, leading to the underprediction of k_{eff} for low-enriched systems, particularly for harder thermal systems. The graphite thermal kernel is deficient, with unknown results. There may be a problem with the thermal plutonium cross sections.

3. Application areas where the library performs well:

This library performs well for most realistic criticality safety problems. Fast, small metal units, highly enriched thermal systems, and very thermal low-enriched systems are generally well predicted.

4. Application areas where the library performs poorly:

Low-enriched systems with a hard thermal spectrum underpredict by approximately 1% and sometimes more. Plutonium thermal systems overpredict k_{eff} by 1.5 to 3%. The 218-group library overpredicts thermal ^{233}U systems by about 2%, while it underpredicts fast ^{233}U systems by 2 to 4%. Intermediate-energy systems, such as the Palmer problems (see Appendix B), can be wrong by large amounts.

8.3 SCALE 27-GROUP LIBRARY

1. How the library was generated or collapsed:

The 27-group library was collapsed from the 218-group library, using the weighting spectra with which the nuclides were originally generated. Because of the $1/(E\sigma)$ weighting in the resonance range, the broad-group library calculates many systems nearly as well as the fine-group library does. Trends and biases in the fine-group library were preserved in the broad-group library.

2. Known biases/weaknesses in original data for this library:

Same as the 218-group library.

3. Application areas where the library performs well:

Generally the same as the 218-group library. Some trends and biases may be slightly more pronounced in the broad-group library, but most results are fairly equivalent.

4. Application areas where the library performs poorly:

Same as the 218-group library.

8.4 SCALE 238-GROUP LIBRARY

1. How the library was generated or collapsed:

The library was generated from ENDF/B-V data, using a $\chi(E)$ -1/E-Maxwellian spectrum. The integrating function makes it more difficult to collapse a general-purpose broad-group library that is valid over a large range of problems. It contains all nuclides (over 300) in ENDF/B-V plus data for ENDF/B-VI evaluations of ^{14}N , ^{15}N , ^{16}O , ^{154}Eu , and ^{155}Eu .

2. Known biases/weaknesses in original data for this library:

The ^{235}U fission data and the ^{238}U capture data are slightly too high. There may be a problem with the thermal plutonium cross sections.

3. Application areas where the library performs well:

Generally, this library has done very well for high-enriched fast systems and low-enriched thermal homogeneous and lattice systems. Results for mixed-oxide lattices and ^{233}U systems are good, too. This library is recommended as the best library in SCALE for general-purpose criticality-safety analyses.

4. Application areas where the library performs poorly:

This library has problems with intermediate-energy problems that involve nuclides with cross-section structure without resonance parameters. Although any intermediate-energy problems are suspect because of the scarcity of critical experiments, this library performs better than any other library in SCALE.

8.5 SCALE 44-GROUP LIBRARY

1. How the library was generated or collapsed:

This library was collapsed from the 238-group library, using a LWR flux spectrum. Consequently, the library does well predicting LWR lattices, but not as well for other types of systems.

2. Known biases/weaknesses in original data for this library:

Same as the 238-group library. Because of the $1/E$ weighting in the 238-group library, this library is not a good general-purpose library.

3. Application areas where the library performs well:

LWR and mixed-oxide lattices are the library's strong point, and it is the recommended SCALE library for these applications. It calculates highly enriched metal systems well. It also predicts ^{233}U systems reasonably well. For other types of thermal systems, the more the spectrum differs from a LWR spectrum, the more likely it is that the calculated k_{eff} will show a bias.

4. Application areas where the library performs poorly:

The 44-group library has all the shortcomings of the 238-group library, as well as not being able to calculate homogeneous thermal, epithermal, and intermediate-energy systems as accurately as the 238-group library.

9 LESSONS LEARNED AND FUTURE DEVELOPMENTS

As this report indicates there has been considerable experience gleaned from the processing and use of multigroup libraries for the SCALE code system. This section briefly reviews the history and lessons learned in the context of ongoing and future developments relative to SCALE cross-section libraries and problem-dependent cross-section processing.

Initially, the SCALE system criticality analysis modules utilized two well-established, existing multigroup libraries (modified Hansen-Roach and 123-group GAM-THERMOS library³¹) and the relatively new SCALE ENDF/B-IV library. A problem-dependent (fixed σ_p values) version of the Hansen-Roach library was originally distributed with early versions of SCALE to be used for running the KENO V.a sample problems only. Some users were employing it for safety analyses, running KENO V.a in stand-alone mode. This technique resulted in the misapplication of problem-dependent cross sections to other types of problems and was removed from versions after the release of SCALE 4.0. More recently, the 123-group library was removed because of problems found when using the library for high-enriched systems with low H/X ratios.³¹ Because this library was removed with the release of SCALE 4.3 and is no longer considered a part of the SCALE system, this report does not discuss its characteristics or performance.

Several new development efforts are now underway to improve and update the cross-section data and resonance processing in SCALE. One of the most significant efforts is the development of an ENDF/B-VI cross-section library. The format of the ENDF data was expanded to include new parameters in version VI. These format changes resulted in incompatibilities with the cross-section processing methods used in the AMPX-77¹¹ and SCALE systems. A new version of AMPX is near production status and work to produce a SCALE ENDF/B-VI library should commence in FY 2001. Experience from previous processing efforts and validation studies will be incorporated in this production effort. Like the SCALE ENDF/B-V libraries, the preparation of multigroup data for all of the nuclides present on the ENDF/B-VI files is planned. Also, application experience with the SCALE ENDF/B-IV and ENDF/B-V libraries demonstrates that the versatility of the library will be improved if a fission- $(1/E\sigma_f)$ -Maxwellian energy weighting is used in generating the group cross-section data from ENDF/B. Use of a $1/E\sigma_f$ weighting rather than a $1/E$ weighting provides some pseudo-self-shielding for the non-resonance nuclides and is a better approximation of the physics than the infinite dilute processing that results otherwise. Relative to the group structure, it is anticipated that the established 238-group structure will be initially used to more easily test and validate the production capabilities of the new AMPX system and the NITAWL-III resonance processing code (a new version of NITAWL that is compatible with ENDF/B-VI data formats). A refined library with additional groups (partially to facilitate analysis of problems with a dominant intermediate energy spectrum) will likely be produced subsequent to production of a 238-group ENDF/B-VI library for SCALE.

Another important development is CENTRM, a pointwise energy discrete ordinates computer code that generates problem-dependent cross-sections from either ENDF/B-V or ENDF/B-VI data. CENTRM uses a fine multigroup calculation in the high and low energy ranges combined with a continuous energy (i.e., pointwise) solution for energies in the resolved resonance region. A new CSAS sequence that uses CENTRM instead of NITAWL to perform resonance processing of the nuclides in the unit cell has been developed and tested. Continuous energy cross-section library from ENDF/B-V and ENDF/B-VI have been developed and tested for use with CENTRM. The next version of SCALE will include a continuous energy cross-section library, CENTRM, and the new CSAS sequence.

10 REFERENCES

1. *SCALE: A Modular Code System for Performing Standardized Computer Analysis for Licensing Evaluation*, NUREG/CR-0200, Rev. 6 (ORNL/NUREG/CR/CSD-2R6), Vols. I, II, and III (May 2000). Available from Radiation Safety Information Computational Center at Oak Ridge National Laboratory as CCC-545.
2. "Nuclear Criticality Safety in Operations with Fissionable Material Outside Reactors," ANSI/ANS-8.1, American Natl. Standards Institute, New York, 1983 (R1988).
3. "Criticality Safety Criteria for the Handling, Storage, and Transport of LWR Fuel Outside Reactors," ANSI/ANS-8.17, American Natl. Standards Institute, New York 1984 (R1989).
4. G. E. Hansen and W. H. Roach, *Six and Sixteen - Group Cross Sections for Fast and Intermediate Critical Assemblies*, LAMS-2543, December 1961.
5. W. C. Jordan and S. M. Bowman, "SCALE Cross-Section Libraries," Vol. III, Sect. M4 of *SCALE: A Modular Code System for Performing Standardized Computer Analysis for Licensing Evaluation*, NUREG/CR-0200, Rev. 6 (ORNL/NUREG/CR/CSD-2R6), Vols. I, II, and III (May 2000). Available from Radiation Safety Information Computational Center at Oak Ridge National Laboratory as CCC-545.
6. W. E. Ford III, C. C. Webster, and R. M. Westfall, *A 218-Group Neutron Cross-Section Library in the AMPX Master Interface Format for Criticality Safety Studies*, ORNL/CSD/TM-4, Union Carbide Corporation, Oak Ridge National Laboratory, July 1976.
7. N. M. Greene, J. W. Arwood, R. Q. Wright, and C. V. Parks, *The LAW Library - A Multigroup Cross-Section Library for Use in Radioactive Waste Analysis Calculations*, ORNL/TM-12370, Martin Marietta Energy Systems, Oak Ridge National Laboratory, August 1994.
8. M. D. DeHart and S. M. Bowman, *Validation of the SCALE Broad Group Structure 44-Group ENDF/B-V Cross-Section Library for Use in Criticality Safety Analyses*, NUREG/CR-6102 (ORNL/TM-12460), U.S. Nuclear Regulatory Commission, Oak Ridge National Laboratory, September 1994.
9. N. M. Greene, *BONAMI: Resonance Self-Shielding by the Bondarenko Method*, Vol. II, Sect. F1 of *SCALE: A Modular Code System for Performing Standardized Computer Analysis for Licensing Evaluation*, NUREG/CR-0200, Rev. 6 (ORNL/NUREG/CR/CSD-2R6), Vols. I, II, and III (May 2000). Available from Radiation Safety Information Computational Center at Oak Ridge National Laboratory as CCC-545.
10. N. M. Greene, L. M. Petrie, and R. M. Westfall, *NITAWL-II: SCALE System Module for Performing Resonance Shielding and Working Library Production*, Vol. II, Sect. F2, of *SCALE: A Modular Code System for Performing Standardized Computer Analysis for Licensing Evaluation*, NUREG/CR-0200, Rev. 6 (ORNL/NUREG/CR/CSD-2R6), Vols. I, II, and III (May 2000). Available from Radiation Safety Information Computational Center at Oak Ridge National Laboratory as CCC-545.
11. N. M. Greene, W. E. Ford III, L. M. Petrie, and J. W. Arwood, *AMPX-77: A Modular Code System for Generating Coupled Multigroup Neutron-Gamma Cross-Section Libraries from ENDF/B-IV and for*

- ENDF/B-V*, ORNL/CSD/TM-283, Martin Marietta Energy Systems, Oak Ridge National Laboratory, October 1992.
12. S. M. Bowman, R. Q. Wright, M. D. DeHart, C. V. Parks, and L. M. Petrie, "Recent Validation Experience with Multigroup Cross-Section Libraries and SCALE," *ICNC '95 Fifth International Conference on Nuclear Criticality Safety*, Albuquerque, N.M., September 17-21, 1995
 13. H. J. Smith and A. Santamarina, "Analysis of the International Criticality Benchmark No 19 of a Realistic Fuel Dissolver", *Criticality Calculations Working Group, OECD/NEA Committee on Reactor Physics*, NEACRP-L-325, January, 1991.
 14. W. C. Jordan, N. F. Landers, and L. M. Petrie, *Validation of KENO V.a: Comparison with Critical Experiments*, ORNL/CSD/TM-238, Martin Marietta Energy Systems, Oak Ridge National Laboratory, December 1986.
 15. *International Handbook of Evaluated Criticality Safety Benchmark Experiments*, NEA/NSC/DOC(95)03, September 1999.
 16. C. M. Hopper, W. C. Jordan, and D. F. Hollenbach, "Calculated Neutron Spectra for Heterogeneous U(93) and CH₂ Critical Assemblies," *Trans. Am. Nucl. Soc.* **73**, 220-222 (1995).
 17. R. T. Primm III, *Criticality Safety Studies of Building 3019 Cell 4 and In-line Storage Wells*, ORNL/TM-12374, Martin Marietta Energy Systems, Oak Ridge National Laboratory, November 1993.
 18. J. J. Lichtenwalter, S. M. Bowman, M. D. DeHart, and C. M. Hopper, *Criticality Benchmark Guide for Light-Water-Reactor Fuel in Transportation and Storage Packages*, NUREG/CR-6361 (ORNL/TM-13211), U.S. Nuclear Regulatory Commission, Oak Ridge National Laboratory, March 1997.
 19. L. M. Petrie and N. F. Cross, *KENO IV: An Improved Monte Carlo Criticality Program*, ORNL/4938, Union Carbide Corporation, Oak Ridge National Laboratory, November 1975.
 20. C. M. Hopper and J.-P. Renier, "Expanded and Applied Sixteen-Neutron-Energy-Group Cross-Section Library," *Trans. Am. Nucl. Soc.* **61**, 186-188 (1990).
 21. R. M. Westfall and J. R. Knight, "SCALE System Cross Section Validation with Shipping Cask Critical Experiments," *Trans. Am. Nucl. Soc.* **33**, 368 (1979).
 22. J. R. Knight, *Validation of the Monte Carlo Criticality Program KENO V.a for Highly Enriched Uranium Systems*, ORNL/CSD/TM-221, Union Carbide Corporation, Oak Ridge National Laboratory, 1984.
 23. M. E. Easter, *Validation of KENO V.a and Two Cross-Section Libraries for Criticality Calculations of Low-Enriched Uranium Systems*, ORNL/CSD/T-223, K/HS-74, Martin Marietta Energy Systems, Inc., Oak Ridge National Laboratory, 1985.
 24. L. M. Petrie and J. T. Thomas, *Assessment of Computational Performance in Nuclear Criticality*, ORNL/CSD/TM-224, Martin Marietta Energy Systems, Oak Ridge National Laboratory, 1985.

25. M. E. Easter and R. T. Primm, III, *Validation of the SCALE Code System and Two Cross-Section Libraries for Plutonium Benchmark Experiments*, ORNL/TM-9402, Martin Marietta Energy Systems, Oak Ridge National Laboratory, January 1985.
26. H. R. Dyer, *Recalculation of a Few Bare Plutonium Critical Arrays*, ORNL/CSD/TM-242, Martin Marietta Energy Systems, Oak Ridge National Laboratory, April 1987.
27. H. R. Dyer and R. M. Westfall, "KENO V.a Validation of Fuel Pin Experiments," *Trans. Am. Nucl. Soc.* **55**, 382-385 (1987).
28. G. R. Smolen and H. Funabashi, "Validation Studies Performed with Low-Concentration Mixed Pu+U Aqueous Critical Experiments," *Trans. Am. Nucl. Soc.* **55**, 380-381 (1987).
29. S. M. Bowman, C. V. Parks, and S. R. Bierman, "Validation of SCALE-4 for LWR Fuel in Transportation and Storage Cask Conditions," *Trans. Am. Nucl. Soc.* **62**, 338-340 (1990).
30. M. B. Emmett and W. C. Jordan, *Guide to Verification and Validation of the SCALE-4 Criticality Safety Software*, NUREG/CR-6483 (ORNL/TM-12834), U.S. Nuclear Regulatory Commission, Oak Ridge National Laboratory, November 1996.
31. C. V. Parks, R. Q. Wright, and W. C. Jordan, *Adequacy of the 123-Group Cross-Section Library for Criticality Analyses of Water-Moderated Uranium Systems*, NUREG/CR-6328 (ORNL/TM-12970), U.S. Nuclear Regulatory Commission, Oak Ridge National Laboratory, August 1995.
32. C. V. Parks, W. C. Jordan, L. M. Petrie, and R. Q. Wright, "Use of Metal/Uranium Mixtures to Explore Data Uncertainties," *Trans. Am. Nucl. Soc.* **73**, 217-218 (1995).
33. H. E. Handler, *Progress Report on Experiments to Determine Infinite Multiplication Factors of Enriched UO_3 - H_2O Mixtures*, HW-51168, Hanford Atomic Products Operation, July 1, 1957.
34. H. E. Handler and R. E. Trumble, Jr., *Infinite Multiplication Constants of Enriched UO_3 - H_2O Mixtures*, Preliminary Report by Hanford Atomic Products Operation, October 16, 1957.
35. V. I. Neeley and H. E. Handler, *Measurement of Multiplication Constant for Slightly Enriched Homogeneous UO_3 -Water Mixtures and Minimum Enrichment for Criticality*, HW-70310, Hanford Atomic Products Operation, August 21, 1961.



APPENDIX A

SCALE CROSS-SECTION LIBRARY
ENERGY-GROUP BOUNDARIES



APPENDIX A

SCALE CROSS-SECTION LIBRARY ENERGY-GROUP BOUNDARIES

Table A.1 SCALE cross-section library energy-group boundaries

ENDF/B-V 238-group	ENDF/B-IV 218-group	ENDF/B-V 44-group	ENDF/B-IV 27-group	Hansen-Roach 16-group	Upper energy (eV)
1	1	1	1		2.0000E+07
2					1.7333E+07
3					1.5683E+07
					1.5000E+07
4					1.4550E+07
5					1.3840E+07
6					1.2840E+07
7				1	1.0000E+07
8		2			8.1873E+06
9	2	3	2		6.4340E+06
10	3	4			4.8000E+06
11	4				4.3040E+06
12	5	5	3	2	3.0000E+06
13	6	6			2.4790E+06
14	7	7			2.3540E+06
15	8	8	4		1.8500E+06
16	9				1.5000E+06
17	10	9	5	3	1.4000E+06
18	11				1.3560E+06
19	12				1.3170E+06
20	13				1.2500E+06
21	14				1.2000E+06
22	15				1.1000E+06
23	16				1.0100E+06
24	17				9.2000E+05
25	18	10	6	4	9.0000E+05
26	19				8.7500E+05
27	20				8.6110E+05
28	21				8.2000E+05
29	22				7.5000E+05
30	23				6.7900E+05
31	24				6.7000E+05

Table A.1 (continued)

ENDF/B-V 238-group	ENDF/B-IV 218-group	ENDF/B-V 44-group	ENDF/B-IV 27-group	Hansen-Roach 16-group	Upper energy (eV)
32	25				6.0000E+05
33	26				5.7300E+05
34	27				5.5000E+05
35	28				4.9952E+05
36	29				4.7000E+05
37	30				4.4000E+05
38	31				4.2000E+05
39	32	11	7	5	4.0000E+05
40	33				3.3000E+05
41	34				2.7000E+05
42	35				2.0000E+05
43	36				1.5000E+05
44	37				1.2830E+05
45	38	12	8	6	1.0000E+05
46	39				8.5000E+04
47	40				8.2000E+04
48	41				7.5000E+04
49	42				7.3000E+04
50	43				6.0000E+04
51	44				5.2000E+04
52	45				5.0000E+04
53	46				4.5000E+04
54	47				3.0000E+04
55	48	13			2.5000E+04
56	49	14	9	7	1.7000E+04
57	50				1.3000E+04
58	51				9.5000E+03
59	52				8.0300E+03
60	53				6.0000E+03
61	54				3.9000E+03
62	55				3.7400E+03
63	56	15	10	8	3.0000E+03
64	57				2.5800E+03
65	58				2.2900E+03
66	59				2.2000E+03
67	60				1.8000E+03
68	61				1.5500E+03

Table A.1 (continued)

ENDF/B-V 238-group	ENDF/B-IV 218-group	ENDF/B-V 44-group	ENDF/B-IV 27-group	Hansen-Roach 16-group	Upper energy (eV)
69	62				1.5000E+03
70	63				1.1500E+03
71	64				9.5000E+02
72	65				6.8300E+02
73	66				6.7000E+02
74	67	16	11	9	5.5000E+02
75	68				3.0500E+02
76	69				2.8500E+02
77	70				2.4000E+02
78	71				2.1000E+02
79	72				2.0750E+02
80	73				1.9250E+02
81	74				1.8600E+02
82	75				1.2200E+02
83	76				1.1900E+02
84	77				1.1500E+02
85	78				1.0800E+02
86	79	17	12	10	1.0000E+02
87	80				9.0000E+01
88	81				8.2000E+01
89	82				8.0000E+01
90	83				7.6000E+01
91	84				7.2000E+01
92	85				6.7500E+01
93	86				6.5000E+01
94	87				6.1000E+01
95	88				5.9000E+01
96	89				5.3400E+01
97	90				5.2000E+01
98	91				5.0600E+01
99	92				4.9200E+01
100	93				4.8300E+01
101	94				4.7000E+01
102	95				4.5200E+01
103	96				4.4000E+01
104	97				4.2400E+01
105	98				4.1000E+01

Table A.1 (continued)

ENDF/B-V 238-group	ENDF/B-IV 218-group	ENDF/B-V 44-group	ENDF/B-IV 27-group	Hansen-Roach 16-group	Upper energy (eV)
106	99				3.9600E+01
107	100				3.9100E+01
108	101				3.8000E+01
109	102				3.7000E+01
110	103				3.5500E+01
111	104				3.4600E+01
112	105				3.3750E+01
113	106				3.3250E+01
114	107				3.1750E+01
115	108				3.1250E+01
116	109	18	13	11	3.0000E+01
117	110				2.7500E+01
118	111				2.5000E+01
119	112				2.2500E+01
120	113				2.1000E+01
121	114				2.0000E+01
122	115				1.9000E+01
123	116				1.8500E+01
124	117				1.7000E+01
125	118				1.6000E+01
126	119				1.5100E+01
127	120				1.4400E+01
128	121				1.3750E+01
129	122				1.2900E+01
130	123				1.1900E+01
131	124				1.1500E+01
132	125	19	14	12	1.0000E+01
133	126				9.1000E+00
134	127	20			8.1000E+00
135	128				7.1500E+00
136	129				7.0000E+00
137	130				6.7500E+00
138	131				6.5000E+00
139	132				6.2500E+00
140	133	21			6.0000E+00
141	134				5.4000E+00
142	135				5.0000E+00

Table A.1 (continued)

ENDF/B-V 238-group	ENDF/B-IV 218-group	ENDF/B-V 44-group	ENDF/B-IV 27-group	Hansen-Roach 16-group	Upper energy (eV)
143	136	22			4.7500E+00
144	137				4.0000E+00
145	138				3.7300E+00
146	139				3.5000E+00
147	140				3.1500E+00
148	141		15		3.0500E+00 ^a
149	142	23		13	3.0000E+00 ^b
150	143				2.9700E+00
151	144				2.8700E+00
152	145				2.7700E+00
153	146				2.6700E+00
154	147				2.5700E+00
155	148				2.4700E+00
156	149				2.3800E+00
157	150				2.3000E+00
158	151				2.2100E+00
159	152				2.1200E+00
160	153				2.0000E+00
161	154				1.9400E+00
162	155				1.8600E+00
163	156	24	16		1.7700E+00
164	157				1.6800E+00
165	158				1.5900E+00
166	159				1.5000E+00
167	160				1.4500E+00
168	161				1.4000E+00
169	162				1.3500E+00
170	163		17		1.3000E+00
171	164				1.2500E+00
172	165				1.2250E+00
173	166				1.2000E+00
174	167				1.1750E+00
175	168				1.1500E+00
176	169				1.1400E+00
177	170		18		1.1300E+00
178	171				1.1200E+00
179	172				1.1100E+00

Table A.1 (continued)

ENDF/B-V 238-group	ENDF/B-IV 218-group	ENDF/B-V 44-group	ENDF/B-IV 27-group	Hansen-Roach 16-group	Upper energy (eV)
180	173				1.1000E+00
181	174				1.0900E+00
182	175				1.0800E+00
183	176				1.0700E+00
184	177				1.0600E+00
185	178				1.0500E+00
186	179				1.0400E+00
187	180				1.0300E+00
188	181				1.0200E+00
189	182				1.0100E+00
190	183	25	19	14	1.0000E+00
191	184				9.7500E-01
192	185				9.5000E-01
193	186				9.2500E-01
194	187				9.0000E-01
195	188				8.5000E-01
196	189		20		8.0000E-01
197	190				7.5000E-01
198	191				7.0000E-01
199	192				6.5000E-01
200		26			6.2500E-01
201	193				6.0000E-01
202	194				5.5000E-01
203	195				5.0000E-01
204	196				4.5000E-01
205	197	27	21	15	4.0000E-01
206	198	28			3.7500E-01
207	199	29			3.5000E-01
208	200	30	22		3.2500E-01
209	201				3.0000E-01
210	202	31			2.7500E-01
211	203	32			2.5000E-01
212	204	33	23		2.2500E-01
213	205	34			2.0000E-01
214	206				1.7500E-01
215	207	35			1.5000E-01
216	208				1.2500E-01

Table A.1 (continued)

ENDF/B-V 238-group	ENDF/B-IV 218-group	ENDF/B-V 44-group	ENDF/B-IV 27-group	Hansen-Roach 16-group	Upper energy (eV)
217	209	36	24	16	1.0000E-01
218	210				9.0000E-02
219	211				8.0000E-02
220	212	37			7.0000E-02
221	213				6.0000E-02
222	214	38	25		5.0000E-02
223	215	39			4.0000E-02
224	216	40	26		3.0000E-02
225	217	41			2.5300E-02
226	218	42	27		1.0000E-02
227		43			7.5000E-03
228					5.0000E-03
229					4.0000E-03
230		44			3.0000E-03
231					2.5000E-03
232					2.0000E-03
233					1.5000E-03
234					1.2000E-03
235				*c	1.0000E-03
236					7.5000E-04
237					5.0000E-04
238					1.0000E-04
*c	*c	*c	*c		1.0000E-05

^aThermal boundary for ENDF/B-IV libraries.

^bThermal boundary for ENDF/B-V libraries.

^cLower boundary for library.



APPENDIX B
CALCULATIONAL BENCHMARKS



APPENDIX B

CALCULATIONAL BENCHMARKS

B.1 DESCRIPTION OF THE BENCHMARKS

B.1.1 Palmer Benchmarks

The Palmer benchmarks consist of three calculational benchmarks that were devised to study the performance of various cross-section sets for calculating *k-infinite* for ^{235}U /metal mixtures.³² The following systems are considered: $^{235}\text{U}/\text{Al}$ at an $\text{Al}/^{235}\text{U}$ atom ratio of 2470, $^{235}\text{U}/\text{Fe}$ at an $\text{Fe}/^{235}\text{U}$ atom ratio of 320, and $^{235}\text{U}/\text{Zr}$ at a $\text{Zr}/^{235}\text{U}$ atom ratio of 103. These simple systems are all dominated by scattering and fission in the intermediate energy range of 10 eV to 1 MeV and, as such, provide a severe test of the cross-section data and processing methodologies in this energy range. Studies of these systems using various codes and data libraries³² have demonstrated a wide variation in results due to deficiencies in ENDF/B data as well as discrepancies and deficiencies in the processing of data for use by the codes. Although these systems were originally developed to have a *k-infinite* = 1.0 utilizing the ENDF/B-V cross sections in MCNP, the best estimates of *k-infinite* for the Al, Fe, and Zr systems are 1.12 ± 0.04 , 1.09 ± 0.04 , and 1.11 ± 0.04 , respectively. There are no experiments which validate the reliability of the cross sections for these applications. The large uncertainties indicate the uncertainties expected from the known deficiencies in the cross sections.

B.1.2 Fe Benchmark

Like the Palmer benchmarks, this finite-sphere Fe benchmark is another calculational benchmark that provides a rigorous test of not only the scattering and fission but also the transport in systems with no light element thermalization (i.e., neutrons will not reach thermal energies prior to absorption). The benchmark is a simplification of the critical experiment HEU-MET-FAST-035 (Ref. 15), also known as ZPR-9/34, into a simple unreflected $^{235}\text{U}/\text{Fe}$ sphere, 107-cm radius, at an $\text{Fe}/^{235}\text{U}$ atom ratio = 63.2 ($N_{\text{Fe}} = 8.13913\text{-}2$, $N_{\text{U-235}} = 1.28882\text{-}3$). The best estimate of the "correct k_{eff} " for this sphere is 1.00 ± 0.02 . The benchmark complements the Palmer benchmarks and shows how calculational performance for an infinite system is not necessarily indicative of performance for a finite system.

B.1.3 UO_2F_2 *K-Infinite* Calculations

The UO_2F_2 *k-infinite* calculations are a series of calculational benchmarks that span a moderation range from $\text{H}/\text{X} = 0$ to 700. The benchmarks were developed to study fully enriched $\text{UO}_2\text{F}_2/\text{H}_2\text{O}$ systems. This series of benchmarks was used to identify significant deficiencies in the SCALE 123 group cross-section library³¹ and ultimately led to the removal of the library from SCALE. The "expected value" was determined using MCNP and ENDF/B-V cross sections for uranium, fluorine, and hydrogen, and ENDF/B-VI oxygen. An uncertainty of 0.5% in the expected values was assigned to the series of calculations.

B.1.4 PCTR Experiments

The PCTR benchmarks are a series of *k-infinite* measurements for low-enriched UO_3 which were performed in the Physical Constant Test Reactor at Hanford.³³⁻³⁵ The experiments were designed to help predict the minimum enrichment that could be made critical in a homogeneous light-water-moderated system. These experiments provide a good test of the ^{238}U cross sections and have been used to identify deficiencies in the Hansen-Roach cross-section library for LEU systems.

B.2 BENCHMARK RESULTS

A comparison of the performance of the SCALE cross-section libraries for these calculational benchmarks is presented in this section. This comparison shows how the various SCALE cross-section libraries perform for ^{235}U systems across a range of interest. This series of benchmarks includes the Palmer problems, the Fe sphere, $\text{U}(100)\text{O}_2\text{F}_2$ *k-infinite* calculations, and the PCTR LEU *k-infinite* experiments. All of these calculations, with the exception of the PCTR experiments, are numerical (i.e., calculational) benchmarks for library comparison. The results presented here may be used to supplement the information presented in Sections 3–7 of this report.

Table B.1 shows the results for all of the SCALE libraries. The "expected" k_{eff} value and an estimate of the uncertainty of the expected value are given. Excluding the PCTR experiments, the expected value is a best estimate of the correct k for the specified system. The uncertainty has been assigned based on previous evaluation of these systems and general uncertainties encountered in the ENDF cross sections. The PCTR values are experimentally determined *k-infinite* values and uncertainties.

Figure B.1 presents a comparison of results for the Palmer benchmarks. Note that the shift in the EALF between libraries is due to the combined effects of differences in cross sections and in averages performed over different group structures. Figure B.2 shows the results of the UO_2F_2 *k-infinite* calculations as a function of EALF. The SCALE 16-group Hansen-Roach library, which has only four thermal groups, exhibits the largest shifts in EALF. Figures B.3 – B.5 display the results for the three different enrichments of the PCTR experiments. Because no EALF data corresponding to the expected k_{eff} values are available, the expected k_{eff} values are plotted vs the 44-group library EALF values as a convenience in Figures B.1 – B.5.

B.2.1 Performance of the SCALE 16-group Hansen-Roach Library

The results in Table B.1 and Figure B.1 show that the SCALE 16-group Hansen-Roach library that calculated *k-infinite* values for the Palmer Al/U and Fe/U benchmarks are about 10% low. The Palmer Zr/U benchmark calculates about 25% high. These results are due to a combination of factors, including lack of resonance data for Al, Fe, and Zr cross sections and a broad-group structure. **The library should not be used for applications where intermediate-mass nuclides are the principal scattering materials or in intermediate-spectrum systems where absorption is dominated by intermediate-mass absorbers.**

The high-enriched U/Fe sphere calculates 20% high, but the Palmer Fe/U system calculates 10% low. This discrepancy demonstrates that flux-weighted multigroup cross sections as generated in AMPX cannot correctly model transport through thick materials with cross-section energy windows (i.e., energies where there are large "dips" in the cross-section data), such as pure iron. **Errors on the order of up to 30% in k can exist for similar systems.** The discrepancy does not occur unless the energy windows are seen on the macroscopic level; e.g., thick material mixtures such as iron oxide would not exhibit the characteristic.

Figure B.2 shows that there may be a large variation in performance, depending on the moderation level of the system. The calculated k -infinite value is 2% high when oxygen and fluorine are the principal moderators (i.e., no hydrogen present). Calculated k -infinite values are approximately 1% low over the intermediate-spectrum range and trend to nominally unbiased for more thermal systems. This behavior indicates that the SCALE 16-group cross-section set should be used with caution in the intermediate-spectrum, hydrogen-moderated systems.

Figures B.3 – B.5 show that there is a fairly consistent 2% positive bias for the PCTR LEU experiments. This bias is probably due to the broad-group structure and inadequate resonance processing for this system.

B.2.2 Performance of the SCALE 218-group ENDF/B-IV Library

Table B.1 and Figure B.1 show that the SCALE 218-group library calculates from 10 to 25% low for the Palmer benchmarks. Poor performance for the Al/U benchmark can be primarily attributed to poor ENDF/B-IV cross sections for Al. Poor performance for the Fe systems is probably due to a combination of effects, which include inadequate group structure, cross-section generation methods, and resonance-processing methodology (e.g., no p - and d -wave resonances and fixed σ_p value for unresolved resonance region). The Zr/U benchmark calculates low due to poor ENDF/B-IV cross sections for Zr and due to inadequate resonance processing in the SCALE 218-group library.

Similar to the Hansen-Roach library, the U/Fe sphere calculates nearly 20% high, but the Palmer Fe/U system calculates 25% low. Once again, this difference in results indicates the use of flux weighting to generate multigroup cross sections will not conserve the neutron transport for this type system unless the group structure is extremely fine across the resonance region of Fe. It is difficult to conserve both the reaction rate and the transport for systems similar to the U/Fe sphere when no low-mass moderator is present.

Figure B.2 shows that the SCALE 218-group library performs adequately across the range of the UO_2F_2 k -infinite benchmarks. The library shows a 0.5% positive bias across the intermediate spectrum, and a -0.5% bias for the most thermal systems.

Figures B.3 – B.5 show that the SCALE 218-group library calculates these LEU systems approximately 1% low. This is primarily due to poor ENDF/B-IV ^{238}U cross sections and inadequate unresolved-resonance-region processing in the 218-group library.

B.2.3 Performance of the SCALE 27-group ENDF/B-IV Library

Table B.1 and Figure B.1 show that the SCALE 27-group library calculates from 10 to 20% low for the Palmer benchmarks. Poor performance for the Al/U benchmark can be primarily attributed to poor ENDF/B-IV cross

sections for Al. Poor performance for the Fe systems is probably due to a combination of effects which include inadequate group structure, cross-section generation methods, and resonance-processing methodology. The Zr/U benchmark calculates low due to poor ENDF/B-IV cross sections for Zr and inadequate resonance processing in the SCALE 27-group library.

Like the 218-group library, the U/Fe sphere calculates 20% high, but the Palmer Fe/U system calculates 20% low. Once again, this difference in results indicates the use of flux weighting to generate multigroup cross sections will not conserve the neutron transport for this type system unless the group structure is extremely fine across the resonance region of Fe.

Figure B.2 shows that the SCALE 27-group library performs adequately across the range of the UO_2F_2 *k-infinite* benchmarks. The results are virtually identical to the 218-group results. The library shows a 0.5% positive bias across the intermediate spectrum, and a -0.5% bias for the most thermal systems.

Figures B.3 – B.5 show that the SCALE 27-group library calculates these LEU systems nominally 0.5 to 1% low. The results are slightly higher than the 218-group results. This is primarily due to poor ENDF/B-IV ^{238}U cross sections and inadequate unresolved-resonance-region processing in the 27-group library.

B.2.4 Performance of the SCALE 238-group ENDF/B-V Library

Table B.1 and Figure B.1 show that the SCALE 238-group library calculates from 2 to 13% low for the Palmer benchmarks. Even though the Al/U results are very similar to the ENDF/B-IV libraries, the Fe/U and Zr/U are significantly better. The poor performance for the Al/U benchmark can be primarily attributed to a lack of resonance data for Al in ENDF/B-V. Aluminum has significant resonance structure but is not considered a resonance nuclide in ENDF. The Fe/U benchmark is approximately 3% low, and the Zr/U benchmark is only 2% low.

The disparity in the 238-group library results for the U/Fe sphere (10% high) and the Palmer Fe/U system (3% low) is much smaller than the other libraries. As stated previously, it is difficult to conserve both the reaction rate and the transport for systems similar to the U/Fe sphere in a multigroup structure.

Figure B.2 shows that the SCALE 238-group library performs well across the range of the UO_2F_2 *k-infinite* benchmarks. The library shows almost no bias across the entire spectrum.

Figures B.3 – B.5 show that the SCALE 238-group library calculates these LEU systems very well, within $\pm 0.5\%$.

B.2.5 Performance of the SCALE 44-group ENDF/B-V Library

Table B.1 and Figure B.1 show that the SCALE 44-group library calculates from 0 to 20% low for the Palmer benchmarks. The Al/U results are 10% lower than any other library. This difference is apparently due to the broad-group collapse of the 44-group library. The resonance structure for aluminum evidently occurs over several fine groups in the 238-group library that are collapsed to a single broad group in the 44-group library, causing the loss of that resonance structure. This problem does not occur in the 27-group library collapse because of the different weighting [$1/(E\sigma_r)$] used in the 218-group library. As stated earlier in this report, the 1/E weighting of the resonance region in the 238-group library makes it difficult to collapse a general-purpose broad-group library.

Table B.1 Computational benchmark results

Benchmarks	Expected <i>k</i>	Uncertainty	Calc. <i>k</i> (16 group)	Calc. <i>k</i> (27 group)	Calc. <i>k</i> (218 group)	Calc. <i>k</i> (44 group)	Calc. <i>k</i> (238 group)
Palmer Al/U	1.120E+00	4.000E-02	1.005E+00	1.021E+00	1.001E+00	8.808E-01	9.818E-01
Palmer Fe/U	1.090E+00	4.000E-02	1.003E+00	8.576E-01	8.193E-01	1.049E+00	1.055E+00
Palmer Zr/U	1.110E+00	4.000E-02	1.383E+00	1.027E+00	9.602E-01	1.117E+00	1.089E+00
High-enriched U/Fe sphere	1.000E+00	2.000E-02	1.203E+00	1.198E+00	1.169E+00	1.142E+00	1.105E+00
U(100)O ₂ F ₂ , h/x=0	2.087E+00	5.000E-03	2.133E+00	2.081E+00	2.076E+00	2.077E+00	2.085E+00
U(100)O ₂ F ₂ , h/x=5	1.795E+00	5.000E-03	1.797E+00	1.807E+00	1.802E+00	1.808E+00	1.804E+00
U(100)O ₂ F ₂ , h/x=10	1.796E+00	5.000E-03	1.785E+00	1.807E+00	1.800E+00	1.809E+00	1.803E+00
U(100)O ₂ F ₂ , h/x=20	1.836E+00	5.000E-03	1.819E+00	1.839E+00	1.834E+00	1.844E+00	1.840E+00
U(100)O ₂ F ₂ , h/x=50	1.892E+00	5.000E-03	1.876E+00	1.888E+00	1.885E+00	1.895E+00	1.894E+00
U(100)O ₂ F ₂ , h/x=100	1.898E+00	5.000E-03	1.884E+00	1.890E+00	1.889E+00	1.899E+00	1.898E+00
U(100)O ₂ F ₂ , h/x=200	1.843E+00	5.000E-03	1.835E+00	1.835E+00	1.834E+00	1.844E+00	1.844E+00
U(100)O ₂ F ₂ , h/x=300	1.775E+00	5.000E-03	1.771E+00	1.767E+00	1.767E+00	1.776E+00	1.776E+00
U(100)O ₂ F ₂ , h/x=500	1.643E+00	5.000E-03	1.645E+00	1.635E+00	1.635E+00	1.643E+00	1.643E+00
U(100)O ₂ F ₂ , h/x=700	1.526E+00	5.000E-03	1.532E+00	1.519E+00	1.519E+00	1.526E+00	1.526E+00
PCTR 1.006%, h/u=3.83	9.860E-01	5.000E-03	1.014E+00	9.807E-01	9.756E-01	9.894E-01	9.863E-01
PCTR 1.006%, h/u=6.23	9.860E-01	7.000E-03	9.978E-01	9.758E-01	9.727E-01	9.828E-01	9.815E-01
PCTR 1.006%, h/u=6.95	9.740E-01	5.000E-03	9.893E-01	9.683E-01	9.655E-01	9.749E-01	9.739E-01
PCTR 1.006%, h/u=7.52	9.600E-01	5.000E-03	9.812E-01	9.614E-01	9.588E-01	9.677E-01	9.669E-01
PCTR 1.071%, h/u=3.78	1.005E+00	6.000E-03	1.035E+00	1.001E+00	9.953E-01	1.010E+00	1.006E+00
PCTR 1.071%, h/u=5.84	1.005E+00	6.000E-03	1.025E+00	1.002E+00	9.987E-01	1.010E+00	1.008E+00
PCTR 1.071%, h/u=7.14	9.920E-01	7.000E-03	1.011E+00	9.902E-01	9.874E-01	9.970E-01	9.960E-01
PCTR 1.157%, h/u=3.73	1.031E+00	6.000E-03	1.059E+00	1.025E+00	1.019E+00	1.034E+00	1.030E+00
PCTR 1.157%, h/u=5.99	1.031E+00	5.000E-03	1.052E+00	1.029E+00	1.026E+00	1.037E+00	1.035E+00
PCTR 1.157%, h/u=6.90	1.030E+00	7.000E-03	1.043E+00	1.022E+00	1.019E+00	1.029E+00	1.028E+00
PCTR 1.157%, h/u=7.52	1.019E+00	5.000E-03	1.036E+00	1.016E+00	1.013E+00	1.022E+00	1.022E+00

Palmer Benchmarks

²³⁵U / Metal Mixtures

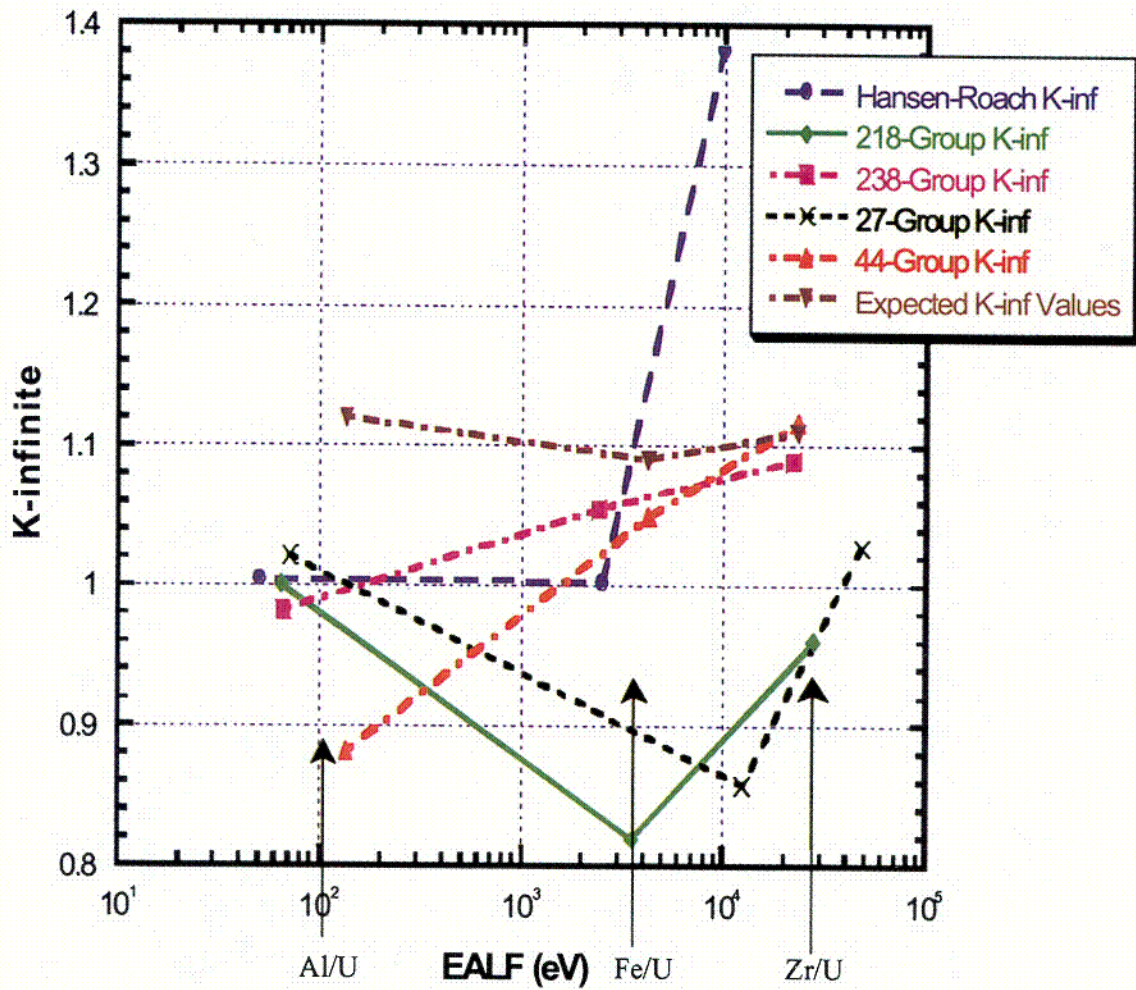


Figure B.1 Palmer ²³⁵U/metal mixture benchmark results

C-1

Fully Enriched UO_2F_2 / H_2O k-infinite Benchmarks

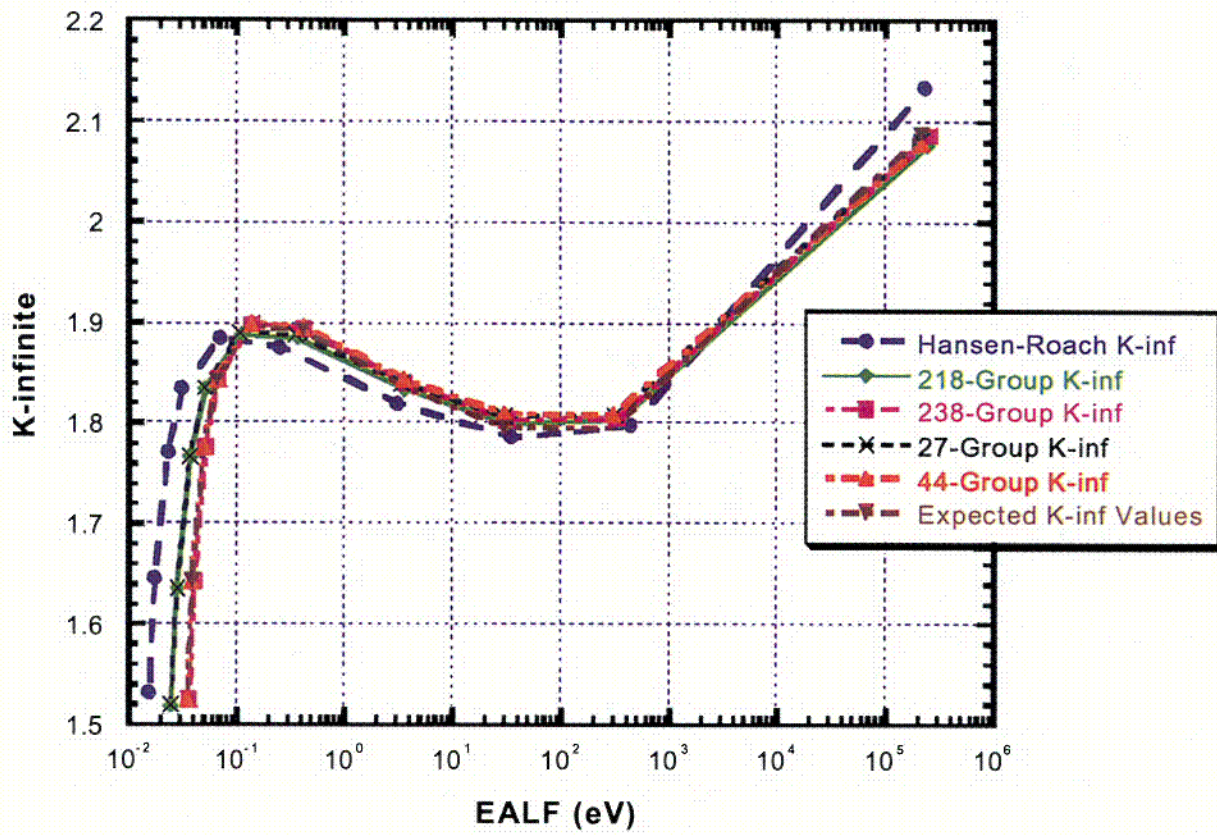


Figure B.2 Fully enriched UO_2F_2/H_2O *k-infinite* benchmark results

C-2

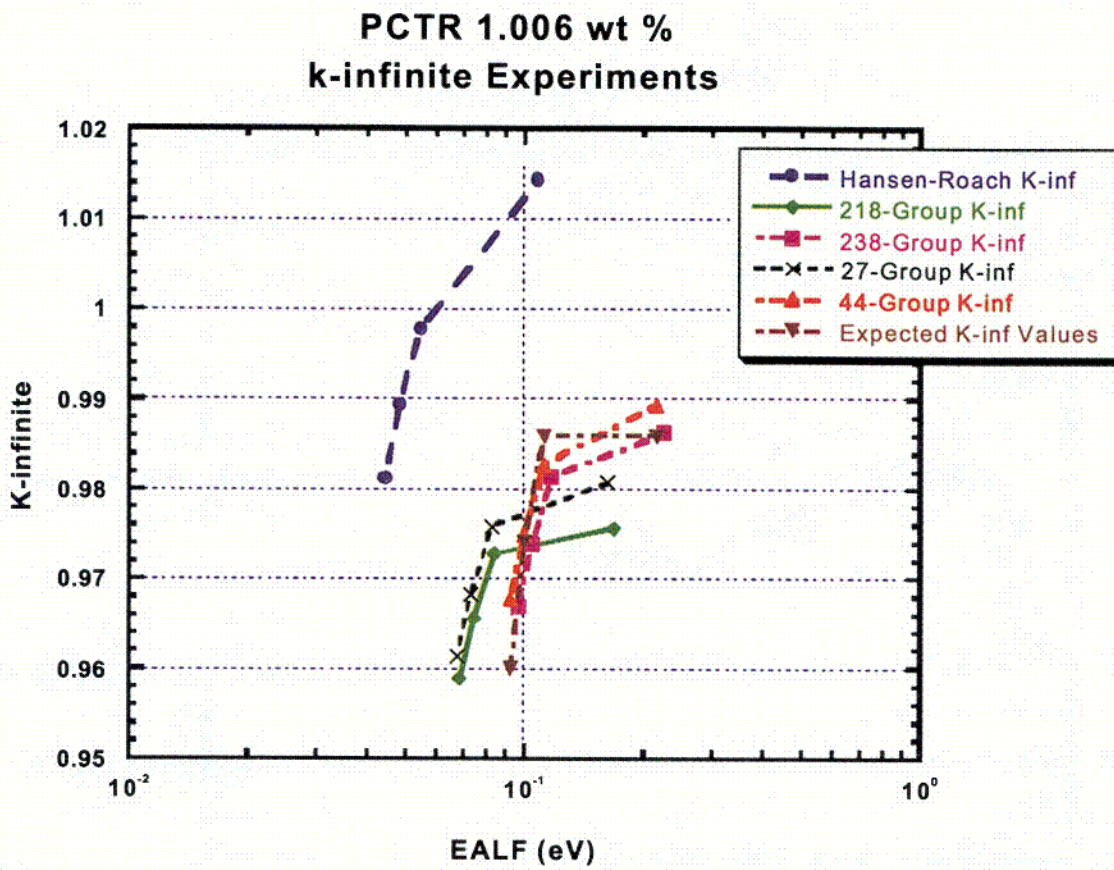


Figure B.3 PCTR 1.006 wt % *k-infinite* experiment results

L-3

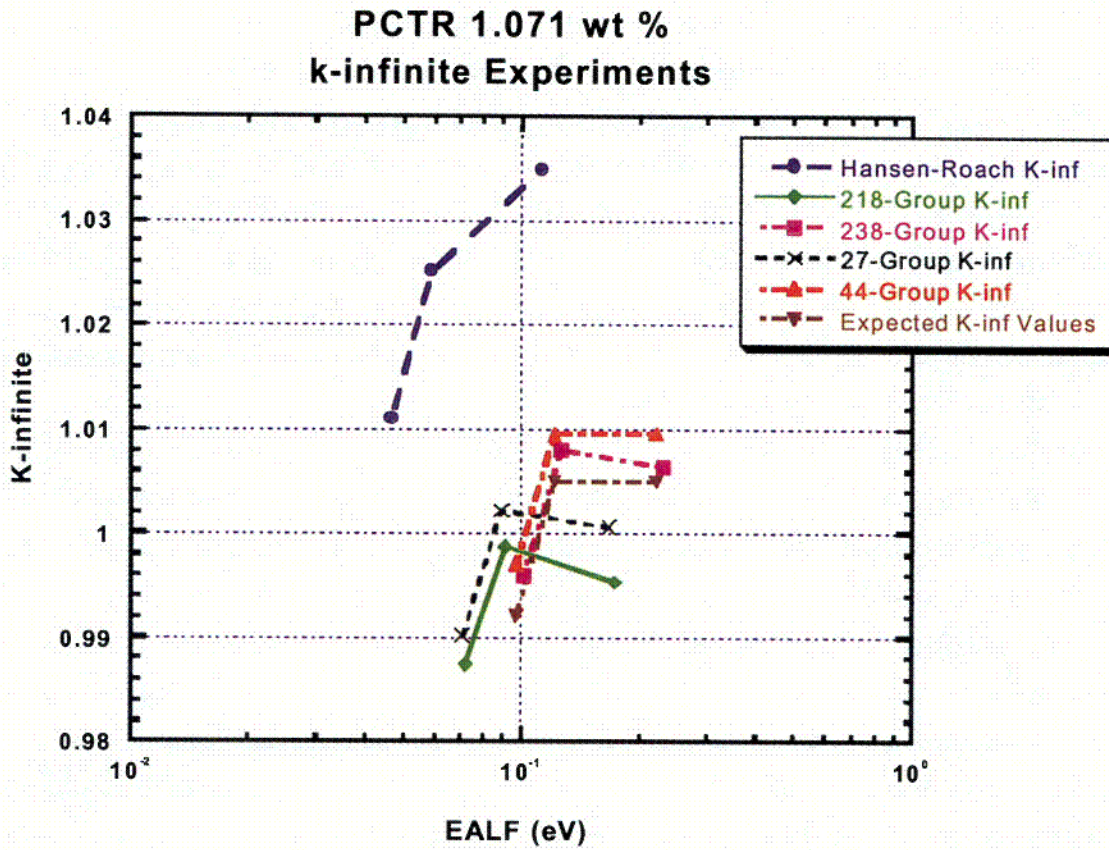


Figure B.4 PCTR 1.071 wt % *k*-infinite experiment results

C-4.

PCTR 1.157 wt % k-infinite Experiments

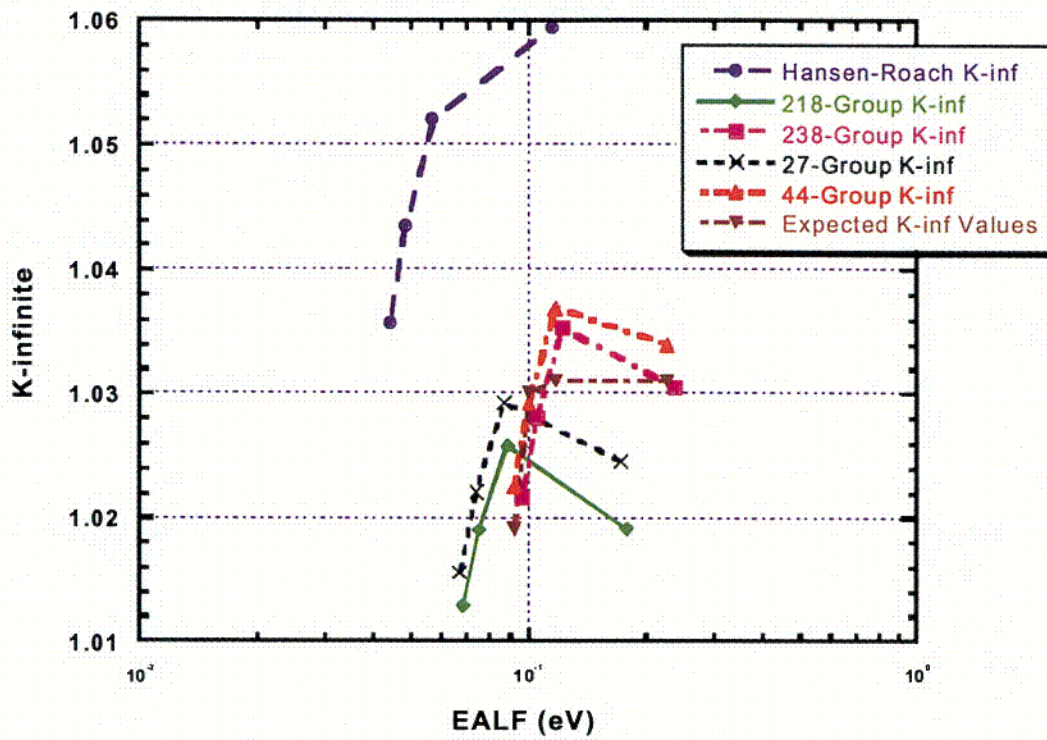


Figure B.5 PCTR 1.157 wt % *k*-infinite experiment results

6-5

The Fe/U benchmark is approximately 4% low, and the Zr/U benchmark shows agreement with the expected value. The consistent Fe/U results between the 44- and 238-group libraries is due to the careful preservation of energy windows in the Fe cross sections in the 44-group structure.

The disparity in the 44-group library results for the U/Fe sphere (14% high) and the Palmer Fe/U system (4% low) is similar to the 238-group library. As stated previously, it is difficult to conserve both the reaction rate and the transport for systems similar to the U/Fe sphere in a multigroup structure.

Figure B.2 shows that the SCALE 44-group library performs well across the range of the UO_2F_2 *k-infinite* benchmarks. The library has about a 0.5% bias for fast and intermediate-spectrum cases and no bias for thermal cases.

Figures B.3 – B.5 show that the SCALE 44-group library calculates these LEU systems very well, within $\pm 0.5\%$.



APPENDIX C

**DETAILS OF THE SCALE 16-GROUP
HANSEN-ROACH LIBRARY**

APPENDIX C

DETAILS OF THE SCALE 16-GROUP HANSEN-ROACH LIBRARY

Table C.1 Resonance nuclides found
on the SCALE 16-group Hansen-Roach library

Standard composition alphanumeric name	Nuclide ID No.
Mn	25055
Ag-107	47107
Ag-109	47109
In-113	49113
In-115	49115
Dy-164	66164
Lu-175	71175
Lu-176	71176
W-182	74182
W-183	74183
W-184	74184
W-186	74186
Re-185	75185
Re-187	75187
Au	79197
Th-232	90232 ^a
Pa-233	91233
U-233	92233 ^a
U-234	92234
U-235	92235 ^a
U-236	92236
U-238	92238 ^a
Np-237	93237
Pu-238	94338 ^a
Pu-239	94239 ^a
Pu-240	94240 ^a
Pu-241	94241
Pu-242	94242
Am-241	95241
Am-243	95243
Cm-244	96244

^aDenotes nuclides having Bondarenko data in lieu of resonance parameters.

Table C.2 Nuclides in SCALE 16-group Hansen-Roach library with multiple sets of thermal-scattering data

Standard composition alphanumeric name	Nuclide ID No.	Temperature (K) for which different sets of thermal scattering cross-section data are available
B-10	5010	293,550
B-11	5011	293,550

Table C.3 Contents of the SCALE 16-group Hansen-Roach library

table of contents for /scale4.4/data/scale.rev03.xn16		on logical unit	1
tape id	4016000		
number of nuclides	84		
number of neutron groups	16		
first thermal group	13		
number of gamma groups	0		
scale 4 - 16 neutron group criticality safety library			
hansen-roach data with knight modifications and some endf/b 4 data			
compiled for nrc	1/27/89		
last updated			08/12/94
l.m.petrie	ornl		
999	1/v cross sections normalized to 1.0 at 0.0253 ev		
1001	hydrogen de/e	hansen-roach	updated 08/12/94
1301	hydrogen x(e)	hansen roach	updated 08/12/94
1002	deuterium x(e)	hansen roach	updated 08/12/94
2004	helium-4 endf/b-iv mat 1270		updated 08/12/94
3006	lithium-6	hansen roach	updated 08/12/94
3007	lithium-7	hansen roach	updated 08/12/94
4009	beryllium	hansen roach	updated 08/12/94
5000	boron	hansen roach	updated 08/12/94
5010	boron-10 endf/b-iv mat 1273		updated 08/12/94
5011	boron-11 endf/b-iv mat 1160		updated 08/12/94
6012	carbon	hansen roach	updated 08/12/94
7014	nitrogen	hansen roach	updated 08/12/94
8016	oxygen	hansen roach	updated 08/12/94
9019	fluorine	hansen roach	updated 08/12/94
11023	sodium	hansen roach	updated 08/12/94
12000	magnesium endf/b-iv mat 1280		updated 08/12/94
13027	aluminum	hansen roach	updated 08/12/94
14000	silicon endf/b-iv mat 1194		updated 08/12/94
15031	phosphorus-31 lendl mat 7019		updated 08/12/94
16000	sulfur lendl mat 7020		updated 08/12/94
17000	chlorine	hansen roach	updated 08/12/94
19000	potassium	hansen-roach	updated 08/12/94
20000	calcium endf/b-iv mat 1195		updated 08/12/94
22000	titanium endf/b-iv mat 1286		updated 08/12/94
23051	vanadium endf/b-iv mat 1196		updated 08/12/94
24000	chromium	aerojet	updated 08/12/94
24304	chromium endf/b-iv mat 1191 ss-304 wt		updated 08/12/94
24404	chromium endf/b-iv mat 1191 inconel wt		updated 08/12/94
25055	manganese-55 endf/b-iv mat 1197		updated 08/12/94
26000	iron	hansen roach	updated 08/12/94
26304	iron endf/b-iv mat 1192 ss-304 wt		updated 08/12/94
26404	iron endf/b-iv mat 1192 inconel wt		updated 08/12/94

Appendix C

Details of 16-Group Hansen-Roach Library

27059	cobalt		hansen roach	updated 08/12/94
28000	nickel		hansen roach	updated 08/12/94
28304	nickel	endf/b-iv mat 1190 ss-304 wt		updated 08/12/94
28404	nickel	endf/b-iv mat 1190 inconel wt		updated 08/12/94
29000	copper	endf/b-iv mat 1295		updated 08/12/94
30000	zinc		gam-2	updated 08/12/94
40000	zirconium		hansen roach	updated 08/12/94
40302	zircalloy-2	endf/b-iv mat 1284		updated 08/12/94
41093	niobium		hansen roach	updated 08/12/94
42000	molybdenum		hansen roach	updated 08/12/94
47107	silver-107	endf/b-iv mat 1138		updated 08/12/94
47109	silver-109	endf/b-iv mat 1139		updated 08/12/94
48000	cadmium	endf/b-iv mat 1281		updated 08/12/94
49113	indium-113	endf/b-iv mat 445		updated 08/12/94
49115	indium-115	endf/b-iv mat 449		updated 08/12/94
50000	tin	lendl mat 7039		updated 08/12/94
56138	barium-138	lendl mat 7040		updated 08/12/94
58000	cerium		hansen roach	
62000	samarium		gam-2	
63000	europium		gam-2	updated 08/12/94
64000	gadolinium	endf/b-iv mat 1030		updated 08/12/94
66164	dysprosium-164	endf/b-iv mat 1031		updated 08/12/94
71175	lutetium-175	endf/b-iv mat 1032		updated 08/12/94
71176	lutetium-176	endf/b-iv mat 1033		updated 08/12/94
72000	hafnium	endf/b-iv mat 1034		updated 08/12/94
73181	tantalum		hansen roach	updated 08/12/94
74182	tungsten-182	endf/b-iv mat 1128		updated 08/12/94
74183	tungsten-183	endf/b-iv mat 1129		updated 08/12/94
74184	tungsten-184	endf/b-iv mat 1130		updated 08/12/94
74186	tungsten-186	endf/b-iv mat 1131		updated 08/12/94
75185	rhenium-185	endf/b-iv mat 1083		updated 08/12/94
75187	rhenium-187	endf/b-iv mat 1084		updated 08/12/94
79197	gold-197	endf/b-iv mat 1283		updated 08/12/94
82000	lead	endf/b-iv mat 1288		updated 08/12/94
90232	th-232	infinite dilution	hansen roach	updated 08/12/94
91233	protactinium-233	endf/b-iv mat 1297		updated 08/12/94
92233	u-233		hansen roach	updated 08/12/94
92234	u-234	endf/b-iv mat 1043		updated 08/12/94
92235	u-235	yr	hansen roach	updated 08/12/94
92236	u-236	endf/b-iv mat 1163		updated 08/12/94
92238	u-238	y	hansen roach	updated 08/12/94
93237	neptunium-237	endf/b-iv mat 1263		updated 08/12/94
94238	pu-238		hansen roach	updated 08/12/94
94338	pu-238	y	persimmon	
94239	pu-239		hansen roach	updated 08/12/94
94240	pu-240		hansen roach	updated 08/12/94
94241	pu-241	endf/b-iv mat 1266		updated 08/12/94
94242	plutonium-242	endf/b-iv mat 1161		updated 08/12/94
95241	am-241	endf/b-iv mat 1056		updated 08/12/94
95243	am-243	endf/b-iv mat 1057		updated 08/12/94
96244	cm-244	endf/b-iv mat 1162		updated 08/12/94

APPENDIX D
DETAILS OF THE ENDF/B-IV LIBRARIES



APPENDIX D

DETAILS OF THE ENDF/B-IV LIBRARIES

Table D.1 Resonance nuclides in the ENDF/B-IV libraries

Standard composition alphanumeric name	Nuclide ID No.
Na	11023
Mn	25055
Fe	26000
Co	27059
Co-59	27059
Cu	29000
Br-79	35079
Br-81	35081
ZIRCALLOY	40302
Nb-93	41093
Mo	42000
Ag-107	47107
Ag-109	47109
In-113	49113
In-115	49115
Cs-133	55133
Gd	64000
Dy-164	66164
Lu-175	71175
Lu-176	71176
Ta-181	73181
W-182	74182
W-183	74183
W-184	74184
W-186	74186
Re-185	75185
Re-187	75187
Au	79197
Th-232	90232
Pa-233	91233
U-233	92233
U-234	92234
U-235	92235

Table D.1 (continued)

Standard composition alphanumeric name	Nuclide ID No.
U-236	92236
U-238	92238
Np-237	93237
Pu-238	94238
Pu-239	94239
Pu-240	94240
Pu-241	94241
Pu-242	94242
Am-241	95241
Am-243	95423
Cm-244	96244

Table D.2 Nuclides in ENDF/B-IV libraries with multiple sets of thermal-scattering data

Standard composition alphanumeric name	Nuclide ID No.	Temperatures (K) for which thermal- scattering cross-section data are available
H	1001	293, 550
D	1002	293, 550
Be	4009	296, 900, 1000, 1200
B-10	5010	293, 550
B-11	5011	293, 550
C	6012	

Table D.3 Contents of the 218-group ENDF/B-IV library

table of contents for /scale4.4/data/scale.rev04.xn218		on logical unit 1
tape id	4321	
number of nuclides	79	
number of neutron groups	218	
first thermal group	141	
number of gamma groups	0	
scale 4.2 - 218 group neutron library		
based on endf-b version 4 data		
compiled for nrc 1/27/89		
last updated		08/12/94
l.m.petrie - ornl		
999	1/v cross sections normalized to 1.0 at 0.0253 ev	updated 08/12/94
1001	hydrogen endf/b-iv mat 1269/thrm1002	updated 08/12/94
1002	deuterium endf/b-iv mat 1120	updated 08/12/94
2004	helium-4 endf/b-iv mat 1270	updated 08/12/94
3006	lithium-6 endf/b-iv mat 1271	updated 08/12/94
3007	lithium-7 endf/b-iv mat 1272	updated 08/12/94
4009	beryllium-9 endf/b-iv mat 1289/thrm1064	updated 08/12/94
5010	b-10 1273 218ngp 042375 p-3 293k	updated 08/12/94
5011	boron-11 endf/b-iv mat 1160	updated 08/12/94
6012	c-12 1274f,1065t 218 gp 030476(7)	updated 08/12/94
7014	n-14 1275 218 gp 030476(7)	updated 08/12/94
8016	oxygen-16 endf/b-iv mat 1276	updated 08/12/94
9019	f 1277 218gp 030476(7)	updated 08/12/94
11023	sodium-23 endf/b-iv mat 1156	updated 08/12/94
12000	mg 1280 218 gp 1/e*sigt 040375(5)	updated 08/12/94
13027	al-27 1193 218 gp 040375(5)	updated 08/12/94
14000	silicon endf/b-iv mat 1194	updated 08/12/94
15031	phosphorus-31 endf/b-iv mat 7019	updated 08/12/94
16000	sulfur lendl mat 7020	updated 08/12/94
19000	potassium endf/b-iv mat 1150	updated 08/12/94
20000	calcium endf/b-iv mat 1195	updated 08/12/94
22000	ti 1286 218 gp wt 1/est 042375 p3 293k	updated 08/12/94
23051	v 1196 218 gp 1/e*sigt 040375(5)	updated 08/12/94
24000	cr 1191 218ngp wt 1/e p-3 293k sigp=5+4 re(042375)	updated 08/12/94
24304	cr 1191 wt ss-304(1/est) p-3 293k sp=5+4(42375)'	updated 08/12/94
24404	cr (inconel) endf/b-iv mat 1191	updated 08/12/94
25055	manganese-55 endf/b-iv mat 1197	updated 08/12/94
26000	iron endf/b-iv mat 1192	updated 08/12/94
26304	fe 1192 wt ss-304(1/est) p-3 293k sp=5+4(42375)'	updated 08/12/94
26404	fe 1192 wt inconl(1/est) p-3 293k sp=5+4(42375)'	updated 08/12/94
27059	cobalt-59 endf/b-iv mat 1199	updated 08/12/94
28000	ni 1190 218ngp wt 1/e p-3 293k sigp=5+4 re(042375)	updated 08/12/94
28304	nickel (ss304) endf/b-iv mat 1190	updated 08/12/94
28404	ni 1190 wt inconl(1/est) p-3 293k sp=5+4(42375)'	updated 08/12/94
29000	copper endf/b-iv mat 1295	updated 08/12/94
35079	bromine-79 endf/b-iv mat 108	updated 08/12/94
35081	bromine-81 endf/b-iv mat 112	updated 08/12/94
40000	zirconium endf/b-iv mat 7141	updated 08/12/94
40302	zircalloy endf/b-iv mat 1284	updated 08/12/94
41093	niobium-93 endf/b-iv mat 1189	updated 08/12/94
42000	molybdenum endf/b-iv mat 1287	updated 08/12/94
47107	silver-107 endf/b-iv mat 1138	updated 08/12/94
47109	silver-109 endf/b-iv mat 1139	updated 08/12/94
48000	cadmium endf/b-iv mat 1281	updated 08/12/94
49113	indium-113 endf/b-iv mat 445	updated 08/12/94
49115	indium-115 endf/b-iv mat 449	updated 08/12/94
50000	sn 7039 wt 1/est 218ngp p-3 293k re(042375)	updated 08/12/94
56138	barium-138 endf/b-iv mat 7040	updated 08/12/94
64000	gd (1030) sig0=1.+5p3 293k f-1/e-m vb 61479	updated 08/12/94
66164	dysprosium-164 endf/b-iv mat 1031	updated 08/12/94
71175	lutetium-175 endf/b-iv mat 1032	updated 08/12/94
71176	lutetium-176 endf/b-iv mat 1033	updated 08/12/94
72000	hf(nat) 1034 218ngp wt 1/e p-3 sigp=5+4 293k re(042375)	updated 08/12/94
73181	tantalum-181 endf/b-iv mat 1285	updated 08/12/94
74182	w-182 1128 sigp=5+4 newxlacs 218ngp p-3 293k	updated 08/12/94

74183	tungsten-183	endf/b-iv mat 1129	updated 08/12/94
74184	tungsten-184	endf/b-iv mat 1130	updated 08/12/94
74186	tungsten-186	endf/b-iv mat 1131	updated 08/12/94
75185	rhenium-185	endf/b-iv mat 1083	updated 08/12/94
75187	rhenium-187	endf/b-iv mat 1084	updated 08/12/94
79197	gold-197	endf/b-iv mat 1283	updated 08/12/94
82000	pb 1288 218ngp 042375 p-3 293k		updated 08/12/94
90232	thorium-232	endf/b-iv mat 1296	updated 08/12/94
91233	paladium-231	endf/b-iv mat 1297	updated 08/12/94
92233	u-233 1260 sigp=5+4 newxlacs 218ngp p-3 293k		updated 08/12/94
92234	u-234 1043 sigo=5+4 newxlacs p-3 293k f-1/e-m(1.+5)		updated 08/12/94
92235	uranium-235	endf/b-iv mat 1261	updated 08/12/94
92236	uranium-236	endf/b-iv mat 1163	updated 08/12/94
92238	uranium-238	endf/b-iv mat 1262	updated 08/12/94
93237	neptunium-237	endf/b-iv mat 1263	updated 08/12/94
94238	plutonium-238	endf/b-iv mat 1050	updated 08/12/94
94239	plutonium-239	endf/b-iv mat 1264	updated 08/12/94
94240	plutonium-240	endf/b-iv mat 1265	updated 08/12/94
94241	plutonium-241	endf/b-iv mat 1266	updated 08/12/94
94242	plutonium-242	endf/b-iv mat 1161	updated 08/12/94
95241	am-241 1056 sigp=5+4 newxlacs 218ngp p-3 293k		updated 08/12/94
95243	am-243 1057 218 gp wt f-1/e-m 090376 p3 293k		updated 08/12/94
96244	curium-244	endf/b-iv mat 1162	updated 08/12/94
17000	chlorine (mat 1149 from version iv) using 1/sigt weighti	updated 08/12/94	

Table D.4 Contents of the 27-group ENDF/B-IV library

table of contents for /scale4.4/data/scale.rev04.xn27		on logical unit 1
tape id	4321	
number of nuclides	83	
number of neutron groups	27	
first thermal group	15	
number of gamma groups	0	
scale 4.2 - 27 group neutron group library		
based on endf-b version 4 data		
compiled for nrc 1/27/89		
last updated 08/12/94		
l.m.petrie - ornl		
900	dose factors from ansi/ans-6.1.1-1977	updated 9/07/89
999	1/v cross sections normalized to 1.0 at 0.0253 ev	updated 08/12/94
1001	hydrogen endf/b-iv mat 1269/thrm1002	updated 08/12/94
1002	deuterium endf/b-iv mat 1120	updated 08/12/94
2004	helium-4 endf/b-iv mat 1270	updated 08/12/94
3006	li-6 1271 218 gp 1/e*sigt 040375(5)	updated 08/12/94
3007	li-7 1272 218 gp 1/e*sigt 040375(5)	updated 08/12/94
4009	beryllium-9 endf/b-iv mat 1289/thrm1064	updated 08/12/94
5010	b-10 1273 218ngp 042375 p-3 293k	updated 08/12/94
5011	boron-11 endf/b-iv mat 1160	updated 08/12/94
6012	carbon-12 endf/b-iv mat 1274/thrm1065	updated 08/12/94
7014	nitrogen-14 endf/b-iv mat 1275	updated 08/12/94
8016	oxygen-16 endf/b-iv mat 1276	updated 08/12/94
9019	fluorine endf/b-iv mat 1277	updated 08/12/94
11023	sodium-23 endf/b-iv mat 1156	updated 08/12/94
12000	mg 1280 218 gp 1/e*sigt 040375(5)	updated 08/12/94
13027	al-27 1193 218 gp 040375(5)	updated 08/12/94
14000	silicon endf/b-iv mat 1194	updated 08/12/94
15031	p-31 7019 218ngp wt 1/est 042375 p3 293k	updated 08/12/94
16000	sulfur lendl mat 7020	updated 08/12/94
19000	potassium endf/b-iv mat 1150	updated 08/12/94
20000	calcium endf/b-iv mat 1195	updated 08/12/94
22000	titanium endf/b-iv mat 1286	updated 08/12/94
23051	v 1196 218 gp 1/e*sigt 040375(5)	updated 08/12/94
24000	cr 1191 218ngp wt 1/e p-3 293k sigp=5+4 re(042375)	updated 08/12/94

Appendix D

Details of the ENDF/B-IV Libraries

24304	cr 1191 wt ss-304(1/est) p-3 293k sp=5+4(42375)'	updated 08/12/94
24404	cr 1191 wt inconl(1/est) p-3 293k sp=5+4(42375)'	updated 08/12/94
25055	manganese-55 endf/b-iv mat 1197	updated 08/12/94
26000	iron endf/b-iv mat 1192	updated 08/12/94
26304	fe 1192 wt ss-304(1/est) p-3 293k sp=5+4(42375)'	updated 08/12/94
26404	fe 1192 wt inconl(1/est) p-3 293k sp=5+4(42375)'	updated 08/12/94
27059	cobalt-59 endf/b-iv mat 1199	updated 08/12/94
28000	ni 1190 218ngp wt 1/e p-3 293k sigp=5+4 re(042375)	updated 08/12/94
28304	ni 1190 wt ss-304(1/est) p-3 293k sp=5+4(42375)'	updated 08/12/94
28404	ni 1190 wt inconl(1/est) p-3 293k sp=5+4(42375)'	updated 08/12/94
29000	copper endf/b-iv mat 1295	updated 08/12/94
35079	bromine-79 endf/b-iv mat 108	updated 08/12/94
35081	bromine-81 endf/b-iv mat 112	updated 08/12/94
40000	zirconium endf/b-iv mat 7141	updated 08/12/94
40302	zircalloy endf/b-iv mat 1284	updated 08/12/94
41093	niobium-93 endf/b-iv mat 1189	updated 08/12/94
42000	mo (1287) sigp=5+4 newxlacs 218ngp f-1/e-m p-3 293k	updated 08/12/94
47107	silver-107 endf/b-iv mat 1138	updated 08/12/94
47109	silver-109 endf/b-iv mat 1139	updated 08/12/94
48000	cd 1281 wt 1/est 218ngp p-3 293k re(042375)	updated 08/12/94
49113	indium-113 endf/b-iv mat 445	updated 08/12/94
49115	indium-115 endf/b-iv mat 449	updated 08/12/94
50000	sn 7039 wt 1/est 218ngp p-3 293k re(042375)	updated 08/12/94
54135	xenon-135 endf/b-iv mat 1294	updated 08/12/94
55133	cesium-133 endf/b-iv mat 1141	updated 08/12/94
56138	ba-138 7040 218ngp wt 1/est 042375 p3 293k	updated 08/12/94
64000	gd (1030) sig0=1.+5p3 293k f-1/e-m vb 61479	updated 08/12/94
66164	dyprosium-164 endf/b-iv mat 1031	updated 08/12/94
71175	lutetium-175 endf/b-iv mat 1032	updated 08/12/94
71176	lutetium-176 endf/b-iv mat 1033	updated 08/12/94
72000	hf(nat) 1034 218ngp wt 1/e p-3 sigp=5+4 293k re(042375)	updated 08/12/94
73181	tantalum-181 endf/b-iv mat 1285	updated 08/12/94
74182	tungsten-182 endf/b-iv mat 1128	updated 08/12/94
74183	tungsten-183 endf/b-iv mat 1129	updated 08/12/94
74184	tungsten-184 endf/b-iv mat 1130	updated 08/12/94
74186	tungsten-186 endf/b-iv mat 1131	updated 08/12/94
75185	rhenium-185 endf/b-iv mat 1083	updated 08/12/94
75187	rhenium-187 endf/b-iv mat 1084	updated 08/12/94
79197	gold-197 endf/b-iv mat 1283	updated 08/12/94
82000	pb 1288 218ngp 042375 p-3 293k	updated 08/12/94
90232	thorium-232 endf/b-iv mat 1296	updated 08/12/94
91233	pa-233 1297 218 gp wt f-1/e-m 090376 p3 293k	updated 08/12/94
92233	u-233 1260 sigp=5+4 newxlacs 218ngp p-3 293k	updated 08/12/94
92234	uranium-234 endf/b-iv mat 1043	updated 08/12/94
92235	uranium-235 endf/b-iv mat 1261	updated 08/12/94
92236	u-236 1163 sigo=5+4 newxlacs p-3 293k f-1/e-m(1.+5)	updated 08/12/94
92238	uranium-238 endf/b-iv mat 1262	updated 08/12/94
93237	neptunium-237 endf/b-iv mat 1263	updated 08/12/94
94238	pu-238 1050 sigo=5+4 newxlacs p-3 293k f-1/e-m(1.+5)	updated 08/12/94
94239	plutonium-239 endf/b-iv mat 1264	updated 08/12/94
94240	plutonium-240 endf/b-iv mat 1265	updated 08/12/94
94241	plutonium-241 endf/b-iv mat 1266	updated 08/12/94
94242	plutonium-242 endf/b-iv mat 1161	updated 08/12/94
95241	am-241 1056 sigp=5+4 newxlacs 218ngp p-3 293k	updated 08/12/94
95243	am-243 1057 218 gp wt f-1/e-m 090376 p3 293k	updated 08/12/94
96244	curium-244 endf/b-iv mat 1162	updated 08/12/94
500000	jrk's neutron(9029) dose factors from ansi/ans-6.1.1-1977.	
17000	chlorine (mat 1149 from version iv) using 1/sigt weightiupdated	08/12/94

Table D.5 Contents of the 27-group burnup library

table of contents for /scale4.4/data/scale.rev05.xn27burn		on logical unit	1
tape id	27		
number of nuclides	252		
number of neutron groups	27		
first thermal group	15		
number of gamma groups	0		
scale - 27 group neutron burnup library			
based on endf-b version 4 data with endf-b version 5 fission products			
compiled for nrc	1/27/89		
last updated	1/14/98		
l.m.petrie	- ornl		
900	dose factors from ansi/ans-6.1.1-1977	updated	9/15/89
999	1/v cross sections normalized to 1.0 at 0.0253 ev	updated	08/12/94
1001	hydrogen endf/b-iv mat 1269/thrm1002	updated	08/12/94
1002	deuterium endf/b-iv mat 1120	updated	08/12/94
2004	he-4 1270 218 gp wt f-1/est-m 042375 p3 293k	updated	08/12/94
3006	li-6 1271 218 gp 1/e*sigt 040375(5)	updated	08/12/94
3007	li-7 1272 218 gp 1/e*sigt 040375(5)	updated	08/12/94
4009	beryllium-9 endf/b-iv mat 1289/thrm1064	updated	08/12/94
5010	b-10 1273 218ngp 042375 p-3 293k	updated	08/12/94
5011	boron-11 endf/b-iv mat 1160	updated	08/12/94
6012	carbon-12 endf/b-iv mat 1274/thrm1065	updated	08/12/94
7014	nitrogen-14 endf/b-iv mat 1275	updated	08/12/94
8016	oxygen-16 endf/b-iv mat 1276	updated	08/12/94
9019	fluorine endf/b-iv mat 1277	updated	08/12/94
11023	sodium-23 endf/b-iv mat 1156	updated	08/12/94
12000	mg 1280 218 gp 1/e*sigt 040375(5)	updated	08/12/94
13027	al-27 1193 218 gp 040375(5)	updated	08/12/94
14000	silicon endf/b-iv mat 1194	updated	08/12/94
15031	p-31 7019 218ngp wt 1/est 042375 p3 293k	updated	08/12/94
16000	sulfur lendl mat 7020	updated	08/12/94
19000	potassium endf/b-iv mat 1150	updated	08/12/94
20000	calcium endf/b-iv mat 1195	updated	08/12/94
22000	titanium endf/b-iv mat 1286	updated	08/12/94
23051	v 1196 218 gp 1/e*sigt 040375(5)	updated	08/12/94
24000	cr 1191 218ngp wt 1/e p-3 293k sigp=5+4 re(042375)	updated	08/12/94
24304	cr 1191 wt ss-304(1/est) p-3 293k sp=5+4(42375)'	updated	08/12/94
24404	cr 1191 wt inconl(1/est) p-3 293k sp=5+4(42375)'	updated	08/12/94
25055	manganese-55 endf/b-iv mat 1197	updated	08/12/94
26000	iron endf/b-iv mat 1192	updated	08/12/94
26304	fe 1192 wt ss-304(1/est) p-3 293k sp=5+4(42375)'	updated	08/12/94
26404	fe 1192 wt inconl(1/est) p-3 293k sp=5+4(42375)'	updated	08/12/94
27059	cobalt-59 endf/b-iv mat 1199	updated	08/12/94
28000	ni 1190 218ngp wt 1/e p-3 293k sigp=5+4 re(042375)	updated	08/12/94
28304	ni 1190 wt ss-304(1/est) p-3 293k sp=5+4(42375)'	updated	08/12/94
28404	ni 1190 wt inconl(1/est) p-3 293k sp=5+4(42375)'	updated	08/12/94
29000	copper endf/b-iv mat 1295	updated	08/12/94
32072	ge-72 mt=102	updated	08/12/94
32073	ge-73 mt=102	updated	08/12/94
32074	ge-74 mt=102	updated	08/12/94
32076	ge-76 mt=102	updated	08/12/94
33075	as-75 mt=102	updated	08/12/94
34076	se-76 mt=102	updated	08/12/94
34077	se-77 mt=102	updated	08/12/94
34078	se-78 mt=102	updated	08/12/94
34080	se-80 mt= 102	updated	08/12/94
34082	se-82 mt=102	updated	08/12/94
35079	bromine-79 endf/b-iv mat 108	updated	08/12/94
35081	bromine-81 endf/b-iv mat 112	updated	08/12/94
36080	kr-80 mt= 102, 103, 104, 105, 106, 107	updated	08/12/94
36082	kr-82 mt= 102, 103, 104, 105, 106, 107	updated	08/12/94
36083	kr-83 mt=102,103,103,105,106,107	updated	08/12/94
36084	kr-84 mt= 102, 103, 104, 105, 106, 107	updated	08/12/94
36085	kr-85 mt= 102	updated	08/12/94
36086	kr-86 mt= 102, 103, 104, 105, 107	updated	08/12/94
37085	rb-85 mt=102	updated	08/12/94

Appendix D

Details of the ENDF/B-IV Libraries

37086	rb-86	mt=102	updated	08/12/94
37087	rb-87	mt=102	updated	08/12/94
38086	sr-86	mt= 102	updated	08/12/94
38087	sr-87	mt=102	updated	08/12/94
38088	sr-88	mt= 102	updated	08/12/94
38089	sr-89	mt=102	updated	08/12/94
38090	sr-90	mt=102	updated	08/12/94
39089	y-89	mt=102	updated	08/12/94
39090	y-90	mt= 102	updated	08/12/94
39091	y-91	mt=102	updated	08/12/94
40000	zirconium	endf/b-iv mat 7141	updated	08/12/94
40090	zr-90	mt= 102	updated	08/12/94
40091	zr-91	mt= 102	updated	08/12/94
40092	zr-92	mt=102	updated	08/12/94
40093	zr-93	mt= 102	updated	08/12/94
40094	zr-94	mt=102	updated	08/12/94
40095	zr-95	mt=102	updated	08/12/94
40096	zr-96	mt= 102	updated	08/12/94
40302	zircalloy	endf/b-iv mat 1284	updated	08/12/94
41093	niobium-93	endf/b-iv mat 1189	updated	08/12/94
41094	nb-94	mt=102	updated	08/12/94
41095	nb-95	mt=102	updated	08/12/94
42000	mo (1287)	sigp=5+4 newxlacs 218ngp f-1/e-m p-3 293k	updated	08/12/94
42094	mo-94	mt= 102	updated	08/12/94
42095	mo-95	mt=102	updated	08/12/94
42096	mo-96	mt=102	updated	08/12/94
42097	mo-97	mt=102	updated	08/12/94
42098	mo-98	mt=102	updated	08/12/94
42099	mo-99	mt=102	updated	08/12/94
42100	mo-100	mt=102	updated	08/12/94
43099	tc-99	mt=102	updated	08/12/94
44099	ru-99	mt=102	updated	08/12/94
44100	ru-100	mt=102	updated	08/12/94
44101	ru-101	mt=102	updated	08/12/94
44102	ru-102	mt=102	updated	08/12/94
44103	ru-103	mt=102	updated	08/12/94
44104	ru-104	mt=102	updated	08/12/94
44105	ru-105	mt=102	updated	08/12/94
44106	ru-106	mt=102	updated	08/12/94
45105	rh-105	mt= 102	updated	08/12/94
46104	pd-104	mt=102	updated	08/12/94
46105	pd-105	mt=102	updated	08/12/94
46106	pd-106	mt=102	updated	08/12/94
46107	pd-107	mt=102	updated	08/12/94
46108	pd-108	mt=102	updated	08/12/94
46110	pd-110	mt=102	updated	08/12/94
47107	silver-107	endf/b-iv mat 1138	updated	08/12/94
47109	silver-109	endf/b-iv mat 1139	updated	08/12/94
47111	ag-111	mt=102	updated	08/12/94
48000	cadmium	endf/b-iv mat 1281	updated	08/12/94
48108	cd-108	mt=102	updated	08/12/94
48110	cd-110	mt=102	updated	08/12/94
48111	cd-111	mt=102	updated	08/12/94
48112	cd-112	mt=102	updated	08/12/94
48113	cd-113	mt= 102, 103, 107	updated	08/12/94
48114	cd-114	mt=102	updated	08/12/94
48601	cd-115m	mt= 102	updated	08/12/94
48116	cd-116	mt= 102	updated	08/12/94
49113	indium-113	endf/b-iv mat 445	updated	08/12/94
49115	indium-115	endf/b-iv mat 449	updated	08/12/94
50000	sn 7039	wt 1/est 218ngp p-3 293k re(042375)	updated	08/12/94
50115	sn-115	mt=102	updated	08/12/94
50116	sn-116	mt= 102	updated	08/12/94
50117	sn-117	mt= 102	updated	08/12/94
50118	sn-118	mt=102	updated	08/12/94
50119	sn-119	mt=102	updated	08/12/94
50120	sn-120	mt=102	updated	08/12/94
50122	sn-122	mt=102	updated	08/12/94
50123	sn-123	mt=102	updated	08/12/94
50124	sn-124	mt=102	updated	08/12/94
50125	sn-125	mt=102	updated	08/12/94

Details of the ENDF/B-IV Libraries

Appendix D

50126	sn-126	mt=102	updated 08/12/94
51121	sb-121	mt=102	updated 08/12/94
51123	sb-123	mt=102	updated 08/12/94
51124	sb-124	mt=102	updated 08/12/94
51125	sb-125	mt=102	updated 08/12/94
51126	sb-126	mt=102	updated 08/12/94
52122	te-122	mt=102	updated 08/12/94
52123	te-123	mt=102	updated 08/12/94
52124	te-124	mt=102	updated 08/12/94
52125	te-125	mt=102	updated 08/12/94
52126	te-126	mt=102	updated 08/12/94
52601	te-127m	mt= 102	updated 08/12/94
52128	te-128	mt=102	updated 08/12/94
52611	te-129m	mt= 102	updated 08/12/94
52130	te-130	mt=102	updated 08/12/94
52132	te-132	mt=102	updated 08/12/94
53127	i-127	mt=102	updated 08/12/94
53129	i-129	mt=102	updated 08/12/94
53130	i-130	mt= 102	updated 08/12/94
53131	i-131	mt= 102	updated 08/12/94
53135	i-135	mt= 102	updated 08/12/94
54128	xe-128	mt=102,103,104,105,106,107	updated 08/12/94
54129	xe-129	mt=102,103,104,105,106	updated 08/12/94
54130	xe-130	mt=102,103,104,105,106	updated 08/12/94
54131	xe-131	mt=102,103,104,105,106	updated 08/12/94
54132	xe-132	mt=102,103,104,105,106	updated 08/12/94
54133	xe-133	mt= 102	updated 08/12/94
54134	xe-134	mt=102,103,104,105,106	updated 08/12/94
54135	xenon-135	endf/b-iv mat 1294	updated 08/12/94
54136	xe-136	mt= 102, 103, 104, 105, 107	updated 08/12/94
55133	cesium-133	endf/b-iv mat 1141	updated 08/12/94
55134	cs-134	mt=102	updated 08/12/94
55135	cs-135	mt= 102	updated 08/12/94
55136	cs-136	mt= 102	updated 08/12/94
55137	cs-137	mt=102	updated 08/12/94
56134	ba-134	mt=102	updated 08/12/94
56135	ba-135	mt= 102	updated 08/12/94
56136	ba-136	mt=102	updated 08/12/94
56137	ba-137	mt= 102	updated 08/12/94
56138	ba-138 7040 218ngp wt 1/est 042375 p3 293k		updated 08/12/94
56140	ba-140	mt= 102	updated 08/12/94
57139	la-139	mt=102	updated 08/12/94
57140	la-140	mt=102	updated 08/12/94
58140	ce-140	mt=102	updated 08/12/94
58141	ce-141	mt=102	updated 08/12/94
58142	ce-142	mt=102	updated 08/12/94
58143	ce-143	mt= 102	updated 08/12/94
58144	ce-144	mt= 102	updated 08/12/94
59141	pr-141	mt=102,103,104,105,106,107	updated 08/12/94
59142	pr-142	mt= 102	updated 08/12/94
59143	pr-143	mt=102	updated 08/12/94
60142	nd-142	mt=102	updated 08/12/94
60143	nd-143	mt=102	updated 08/12/94
60144	nd-144	mt=102	updated 08/12/94
60145	nd-145	mt=102	updated 08/12/94
60146	nd-146	mt= 102, 103, 104, 105, 106, 107	updated 08/12/94
60147	nd-147	mt=102	updated 08/12/94
60148	nd-148	mt=102	updated 08/12/94
60150	nd-150	mt=102	updated 08/12/94
61147	pm-147	mt=102	updated 08/12/94
61148	pm-148	mt= 102	updated 08/12/94
61149	pm-149	mt=102	updated 08/12/94
61151	pm-151	mt=102	updated 08/12/94
62147	sm-147	endf/b-v fission product	updated 08/12/94
62148	sm-148	mt= 102	updated 08/12/94
62149	sm-149	mt=102,103,107	updated 08/12/94
62150	sm-150	mt=102	updated 08/12/94
62151	sm-151	mt=102,103,104,105,106,107	updated 08/12/94
62152	sm-152	mt=102,103,104,105,106,107	updated 08/12/94
62153	sm-153	mt=102	updated 08/12/94
62154	sm-154	mt=102	updated 08/12/94

Appendix D

Details of the ENDF/B-IV Libraries

63151	eu-151	mt=102,103,104,105,106,107	updated 08/12/94
63152	eu-152	mt=102,103,104,105,106,107	updated 08/12/94
63153	eu-153	mt=102,103,104,105,106,107	updated 08/12/94
63154	eu-154	mt=102,103,104,105,106,107	updated 08/12/94
63155	eu-155	mt=102,103,104,105,106,107	updated 08/12/94
63156	eu-156	mt=102	updated 08/12/94
63157	eu-157	mt= 102	updated 08/12/94
64000	gd (1030)	sig0=1.+5p3 293k f-1/e-m vb 61479	updated 08/12/94
64154	gd-154	mt=102	updated 08/12/94
64155	gd-155	mt=102	updated 08/12/94
64156	gd-156	mt=102	updated 08/12/94
64157	gd-157	mt=102	updated 08/12/94
64158	gd-158	mt=102	updated 08/12/94
64160	gd-160	mt=102	updated 08/12/94
65159	tb-159	mt=102	updated 08/12/94
65160	tb-160	mt= 102	updated 08/12/94
66160	dy-160	mt=102	updated 08/12/94
66161	dy-161	mt=102	updated 08/12/94
66162	dy-162	mt=102	updated 08/12/94
66163	dy-163	mt=102	updated 08/12/94
66164	dyprosium-164	endf/b-iv mat 1031	updated 08/12/94
67165	ho-165	mt=102	updated 08/12/94
68166	er-166	mt=102	updated 08/12/94
68167	er-167	mt=102	updated 08/12/94
71175	lutetium-175	endf/b-iv mat 1032	updated 08/12/94
71176	lutetium-176	endf/b-iv mat 1033	updated 08/12/94
72000	hf(nat)	1034 218ngp wt 1/e p-3 sigp=5+4 293k re(042375)	updated 08/12/94
73181	tantalum-181	endf/b-iv mat 1285	updated 08/12/94
74182	tungsten-182	endf/b-iv mat 1128	updated 08/12/94
74183	tungsten-183	endf/b-iv mat 1129	updated 08/12/94
74184	tungsten-184	endf/b-iv mat 1130	updated 08/12/94
74186	tungsten-186	endf/b-iv mat 1131	updated 08/12/94
75185	re-185	1083 sigp=5+4 newxlacs 218ngp p-3 293k	updated 08/12/94
75187	rhenium-187	endf/b-iv mat 1084	updated 08/12/94
79197	gold-197	endf/b-iv mat 1283	updated 08/12/94
82000	pb	1288 218ngp 042375 p-3 293k	updated 08/12/94
90232	th-232	1296 sigp=5+4 newxlacs 218ngp p-3 293k	updated 08/12/94
91233	pa-233	1297 218 gp wt f-1/e-m 090376 p3 293k	updated 08/12/94
92233	u-233	1260 sigp=5+4 newxlacs 218ngp p-3 293k	updated 08/12/94
92234	u-234	1043 sigo=5+4 newxlacs p-3 293k f-1/e-m(1.+5)	updated 08/12/94
92235	uranium-235	endf/b-iv mat 1261	updated 08/12/94
92236	u-236	1163 sigo=5+4 newxlacs p-3 293k f-1/e-m(1.+5)	updated 08/12/94
92238	uranium-238	endf/b-iv mat 1262	updated 08/12/94
93237	neptunium-237	endf/b-iv mat 1263	updated 08/12/94
94238	pu-238	1050 sigo=5+4 newxlacs p-3 293k f-1/e-m(1.+5)	updated 08/12/94
94239	plutonium-239	endf/b-iv mat 1264	updated 08/12/94
94240	plutonium-240	endf/b-iv mat 1265	updated 08/12/94
94241	plutonium-241	endf/b-iv mat 1266	updated 08/12/94
94242	plutonium-242	endf/b-iv mat 1161	updated 08/12/94
95241	am-241	1056 sigp=5+4 newxlacs 218ngp p-3 293k	updated 08/12/94
95243	am-243	1057 218 gp wt f-1/e-m 090376 p3 293k	updated 08/12/94
96244	curium-244	endf/b-iv mat 1162	updated 08/12/94
500000	jrk's neutron(9029) dose factors from ansi/ans-6.1.1-1977.		
17000	chlorine (mat 1149 from version iv)	using 1/sigt weightiupdated	08/12/94
45103	45rh103 hedl baw evalnov78 schenter livols	mod1 01/09/98	

APPENDIX E
DETAILS OF THE ENDF/B-V LIBRARIES

APPENDIX E

DETAILS OF THE ENDF/B-V LIBRARIES

Table E.1 Resonance nuclides in the ENDF/B-V libraries

Standard composition alphanumeric name	Nuclide ID No.	Highest order resonance (ℓ value)
NA	11023	2
S	16000	2
CR	24000	1
MN	25055	1
FE	26000	2
CO-59	27059	1
NI	28000	1
CU	29000	0
GE-72	32072	0
GE-73	32073	0
GE-74	32074	1
GE-76	32076	0
AS-75	33075	0
SE-74	34074	0
SE-76	34076	1
SE-77	34077	0
SE-78	34078	1
SE-80	34080	0
SE-82	34082	0
BR-79	35079	0
BR-81	35081	0
KR-78	36078	0
KR-80	36080	0
KR-82	36082	0

Table E.1 (continued)

Standard composition alphanumeric name	Nuclide ID No.	Highest order resonance (ℓ value)
KR-83	36083	0
KR-84	36084	0
KR-86	36086	0
RB-85	37085	1
RB-87	37087	1
SR-84	38084	0
SR-86	38086	0
SR-87	38087	0
SR-88	38088	0
Y-89	39089	0
ZR	40000	2
ZR-90	40090	2
ZR-91	40091	1
ZR-92	40092	1
ZR-94	40094	1
ZR-96	40096	1
NB-93	41093	1
NB-94	41094	0
MO	42000	1
MO-92	42092	0
MO-94	42094	0
MO-95	42095	0
MO-96	42096	1
MO-97	42097	0
MO-98	42098	0
MO-100	42100	0

Table E.1 (continued)

Standard composition alphanumeric name	Nuclide ID No.	Highest order resonance (ℓ value)
TC-99	43099	1
RU-99	44099	0
RU-100	44100	0
RU-101	44101	0
RU-102	44102	0
RU-104	44104	0
RH-103	45103	1
PD-104	46104	0
PD-105	46105	0
PD-106	46106	0
PD-108	46108	0
AG-107	47107	0
AG-109	47109	0
CD-110	48110	1
CD-111	48111	0
CD-112	48112	0
CD-113	48113	0
CD-114	48114	1
CD-116	48116	0
IN-113	49113	0
IN-115	49115	0
SN-112	50112	0
SN-114	50114	0
SN-115	50115	0
SN-116	50116	0
SN-117	50117	0

Table E.1 (continued)

Standard composition alphanumeric name	Nuclide ID No.	Highest order resonance (ℓ value)
SN-118	50118	0
SN-119	50119	0
SN-120	50120	0
SN-122	50122	0
SN-124	50124	0
SB-121	51121	0
SB-123	51123	0
TE-122	52122	0
TE-123	52123	0
TE-124	52124	0
TE-125	52125	0
TE-126	52126	0
TE-128	52128	0
TE-130	52130	0
I-127	53127	0
I-129	53129	0
XE-124	54124	0
XE-126	54126	0
XE-128	54128	0
XE-129	54129	0
XE-130	54130	0
XE-131	54131	0
XE-132	54132	0
XE-134	54134	0
CS-133	55133	0
CS-136	55136	0

Table E.1 (continued)

Standard composition alphanumeric name	Nuclide ID No.	Highest order resonance (l value)
BA-134	56134	0
BA-135	56135	0
BA-136	56136	0
BA-137	56137	0
LA-139	57139	0
PR-141	59141	0
ND-142	60142	0
ND-143	60143	0
ND-144	60144	0
ND-145	60145	0
ND-146	60146	0
ND-148M	60148	0
ND-150	60150	0
PM-147	61147	0
PM-148M	61601	0
SM-147	62147	0
SM-149	62149	0
SM-150	62150	0
SM-151	62151	0
SM-152	62152	0
SM-154	62154	0
EU	63000	0
EU-151	63151	0
EU-152	63152	0
EU-153	63153	0
EU-154 a	63154	0

Table E.1 (continued)

Standard composition alphanumeric name	Nuclide ID No.	Highest order resonance (ℓ value)
EU-155 a	63155	0
GD-152	64152	0
GD-154	64154	0
GD-155	64155	0
GD-156	64156	0
GD-157	64157	0
GD-158	64158	0
GD-160	64160	0
TB-159	65159	0
DY-160	66160	0
DY-161	66161	0
DY-162	66162	0
DY-163	66163	0
DY-164	66164	0
HO-165	67165	0
ER-166	68166	1
ER-167	68167	0
LU-175	71175	0
LU-176	71176	0
HF	72000	0
HF-174	72174	0
HF-176	72176	0
HF-177	72177	0
HF-178	72178	0
HF-179	72179	0
HF-180	72180	0

Table E.1 (continued)

Standard composition alphanumeric name	Nuclide ID No.	Highest order resonance (ℓ value)
TA-181	73181	0
TA-182	73182	0
W	74000	0
W-182	74182	0
W-183	74183	0
W-184	74184	0
W-186	74186	0
RE-185	75185	0
RE-187	75187	0
AU	79197	0
TH-230	90230	0
TH-232	90232	1
PA-231	91231	0
PA-233	91233	0
U-232	92232	0
U-234	92234	0
U-235	92235	0
U-236	92236	0
U-237	92237	0
U-238	92238	1
NP-237	93237	0
PU-236	94236	0
PU-238	94238	0
PU-239	94239	0
PU-240	94240	0
PU-242	94242	0

Table E.1 (continued)

Standard composition alphanumeric name	Nuclide ID No.	Highest order resonance (ℓ value)
PU-243	94243	0
PU-244	94244	0
AM-241	95241	0
AM-243	95243	0
AM-242M	95601	0
CM-242	96242	0
CM-243	96243	0
CM-244	96244	0
CM-245	96245	0
CM-246	96246	0
CM-247	96247	0
CM-248	96248	0
BK-249	97249	0
CF-249	98249	0
CF-250	98250	0
CF-251	98251	0
CF-252	98252	0
ES-253	99253	0
EU-154 (ENDF/B-V)	631541	0

Table E.2 Nuclides in ENDF/B-V libraries with multiple sets of thermal-scattering data

Std. comp. alphanumeric name	Nuclide ID No.	Temperatures (K) for which thermal-scattering cross-section data are available
H	1001	296, 350, 400, 450, 500, 600, 800, 1000
D	1002	296, 350, 400, 450, 500, 600, 800, 1000
H-3	1003	296, 500, 900
H-ZRH2	1701	296, 400, 500, 600, 700, 800, 1000, 1200
HFREEGAS	1801	296, 500, 900
DFREEGAS	1802	296, 500, 900
H-POLY	1901	296, 350
HE-3	2003	296, 500, 900
HE	2004	296, 500, 900
LI-6	3006	296, 500, 900
LI-7	3007	296, 500, 900
BE	4009	296, 400, 500, 600, 700, 800, 1000, 1200
BEBOUND	4309	296, 400, 500, 600, 700, 800, 1000, 1200
B-10	5010	296, 500, 900
B-11	5011	296, 500, 900
C-12	6012	296, 500, 900
C-GRAPHITE	6312	296, 400, 500, 600, 700, 800, 1000, 1200, 1600, 2000
N-14	7014	296, 500, 900
N-15	7015	296, 500, 900
O-16a	8016	296, 500, 900
O-17	8017	296, 500, 900
F	9019	296, 500, 900
NA	11023	296, 500, 900
MG	12000	296, 500, 900
AL	13027	296, 500, 900
SI	14000	296, 500, 900

Table E.2 (continued)

Std. comp. alphanumeric name	Nuclide ID No.	Temperatures (K) for which thermal-scattering cross-section data are available
P	15031	296, 500, 900
S	16000	296, 500, 900
S-32	16032	296, 500, 900
CL	17000	296, 500, 900
K	19000	296, 500, 900
CA	20000	296, 500, 900
TI	22000	296, 500, 900
V	23000	296, 500, 900
CR	24000	296, 500, 900
CR (1/EsigT)	24301	296, 500, 900
CRSS	24304	296, 500, 900
MN	25055	296, 500, 900
FE	26000	296, 500, 900
FE (1/EsigT)	26301	296, 500, 900
FESS	26304	296, 500, 900
CO-59	27059	296, 500, 900
NI	28000	296, 500, 900
NI (1/EsigT)	28301	296, 500, 900
NISS	28304	296, 500, 900
CU	29000	296, 500, 900
GA	31000	296, 500, 900
GE-72	32072	296, 500, 900
GE-73	32073	296, 500, 900
GE-74	32074	296, 500, 900
GE-76	32076	296, 500, 900
AS-75	33075	296, 500, 900

Table E.2 (continued)

Std. comp. alphanumeric name	Nuclide ID No.	Temperatures (K) for which thermal-scattering cross-section data are available
SE-74	34074	296, 500, 900
SE-76	34076	296, 500, 900
SE-77	34077	296, 500, 900
SE-78	34078	296, 500, 900
SE-80	34080	296, 500, 900
SE-82	34082	296, 500, 900
BR-79	35079	296, 500, 900
BR-81	35081	296, 500, 900
KR-78	36078	296, 500, 900
KR-80	36080	296, 500, 900
KR-82	36082	296, 500, 900
KR-83	36083	296, 500, 900
KR-84	36084	296, 500, 900
KR-85	36085	296, 500, 900
KR-86	36086	296, 500, 900
RB-85	37085	296, 500, 900
RB-86	37086	296, 500, 900
RB-87	37087	296, 500, 900
SR-84	38084	296, 500, 900
SR-86	38086	296, 500, 900
SR-87	38087	296, 500, 900
SR-88	38088	296, 500, 900
SR-89	38089	296, 500, 900
SR-90	38090	296, 500, 900
Y-89	39089	296, 500, 900
Y-90	39090	296, 500, 900

Table E.2 (continued)

Std. comp. alphanumeric name	Nuclide ID No.	Temperatures (K) for which thermal-scattering cross-section data are available
Y-91	39091	296, 500, 900
ZR	40000	296, 500, 900
ZR-90	40090	296, 500, 900
ZR-91	40091	296, 500, 900
ZR-92	40092	296, 500, 900
ZR-93	40093	296, 500, 900
ZR-94	40094	296, 500, 900
ZR-95	40095	296, 500, 900
ZR-96	40096	296, 500, 900
ZR-ZRH2	40701	296, 400, 500, 600, 700, 800, 1000, 1200
NB-93	41093	296, 500, 900
NB-94	41094	296, 500, 900
NB-95	41095	296, 500, 900
MO	42000	296, 500, 900
MO-92	42092	296, 500, 900
MO-94	42094	296, 500, 900
MO-95	42095	296, 500, 900
MO-96	42096	296, 500, 900
MO-97	42097	296, 500, 900
MO-98	42098	296, 500, 900
MO-99	42099	296, 500, 900
MO-100	42100	296, 500, 900
TC-99	43099	296, 500, 900
RU-96	44096	296, 500, 900
RU-98	44098	296, 500, 900
RU-99	44099	296, 500, 900

Table E.2 (continued)

Std. comp. alphanumeric name	Nuclide ID No.	Temperatures (K) for which thermal-scattering cross-section data are available
RU-100	44100	296, 500, 900
RU-101	44101	296, 500, 900
RU-102	44102	296, 500, 900
RU-103	44103	296, 500, 900
RU-104	44104	296, 500, 900
RU-105	44105	296, 500, 900
RU-106	44106	296, 500, 900
RH-103	45103	296, 500, 900
RH-105	45105	296, 500, 900
PD-102	46102	296, 500, 900
PD-104	46104	296, 500, 900
PD-105	46105	296, 500, 900
PD-106	46106	296, 500, 900
PD-107	46107	296, 500, 900
PD-108	46108	296, 500, 900
PD-110	46110	296, 500, 900
AG-107	47107	296, 500, 900
AG-109	47109	296, 500, 900
AG-111	47111	296, 500, 900
CD	48000	296, 500, 900
CD-106	48106	296, 500, 900
CD-108	48108	296, 500, 900
CD-110	48110	296, 500, 900
CD-111	48111	296, 500, 900
CD-112	48112	296, 500, 900
CD-113	48113	296, 500, 900

Table E.2 (continued)

Std. comp. alphanumeric name	Nuclide ID No.	Temperatures (K) for which thermal-scattering cross-section data are available
CD-114	48114	296, 500, 900
CD-116	48116	296, 500, 900
CD-115M	48601	296, 500, 900
IN-113	49113	296, 500, 900
IN-115	49115	296, 500, 900
SN-112	50112	296, 500, 900
SN-114	50114	296, 500, 900
SN-115	50115	296, 500, 900
SN-116	50116	296, 500, 900
SN-117	50117	296, 500, 900
SN-118	50118	296, 500, 900
SN-119	50119	296, 500, 900
SN-120	50120	296, 500, 900
SN-122	50122	296, 500, 900
SN-123	50123	296, 500, 900
SN-124	50124	296, 500, 900
SN-125	50125	296, 500, 900
SN-126	50126	296, 500, 900
SB-121	51121	296, 500, 900
SB-123	51123	296, 500, 900
SB-124	51124	296, 500, 900
SB-125	51125	296, 500, 900
SB-126	51126	296, 500, 900
TE-120	52120	296, 500, 900
TE-122	52122	296, 500, 900
TE-123	52123	296, 500, 900

Table E.2 (continued)

Std. comp. alphanumeric name	Nuclide ID No.	Temperatures (K) for which thermal-scattering cross-section data are available
TE-124	52124	296, 500, 900
TE-125	52125	296, 500, 900
SB-126	52126	296, 500, 900
TE-126	52128	296, 500, 900
TE-130	52130	296, 500, 900
TE-132	52132	296, 500, 900
TE-127M	52601	296, 500, 900
TE-129M	52611	296, 500, 900
I-127	53127	296, 500, 900
I-129	53129	296, 500, 900
I-130	53130	296, 500, 900
I-131	53131	296, 500, 900
I-135	53135	296, 500, 900
XE-124	54124	296, 500, 900
XE-126	54126	296, 500, 900
XE-128	54128	296, 500, 900
XE-129	54129	296, 500, 900
XE-130	54130	296, 500, 900
XE-131	54131	296, 500, 900
XE-132	54132	296, 500, 900
XE-133	54133	296, 500, 900
XE-134	54134	296, 500, 900
XE-135	54135	296, 500, 900
XE-136	54136	296, 500, 900
CS-133	55133	296, 500, 900
CS-134	55134	296, 500, 900

Table E.2 (continued)

Std. comp. alphanumeric name	Nuclide ID No.	Temperatures (K) for which thermal-scattering cross-section data are available
CS-135	55135	296, 500, 900
CS-136	55136	296, 500, 900
CS-137	55137	296, 500, 900
BA-134	56134	296, 500, 900
BA-135	56135	296, 500, 900
BA-136	56136	296, 500, 900
BA-137	56137	296, 500, 900
BA-138	56138	296, 500, 900
BA-140	56140	296, 500, 900
LA-139	57139	296, 500, 900
LA-140	57140	296, 500, 900
CE-140	58140	296, 500, 900
CE-141	58141	296, 500, 900
CE-142	58142	296, 500, 900
CE-143	58143	296, 500, 900
CE-144	58144	296, 500, 900
PR-141	59141	296, 500, 900
PR-142	59142	296, 500, 900
PR-143	59143	296, 500, 900
ND-142	60142	296, 500, 900
ND-143	60143	296, 500, 900
ND-144	60144	296, 500, 900
ND-145	60145	296, 500, 900
ND-146	60146	296, 500, 900
ND-147	60147	296, 500, 900
ND-148	60148	296, 500, 900

Table E.2 (continued)

Std. comp. alphanumeric name	Nuclide ID No.	Temperatures (K) for which thermal-scattering cross-section data are available
ND-150	60150	296, 500, 900
PM-147	61147	296, 500, 900
PM-148	61148	296, 500, 900
PM-149	61149	296, 500, 900
PM-151	61151	296, 500, 900
PM-148M	61601	296, 500, 900
SM-144	62144	296, 500, 900
SM-147	62147	296, 500, 900
SM-148	62148	296, 500, 900
SM-149	62149	296, 500, 900
SM-150	62150	296, 500, 900
SM-151	62151	296, 500, 900
SM-152	62152	296, 500, 900
SM-153	62153	296, 500, 900
SM-154	62154	296, 500, 900
EU	63000	296, 500, 900
EU-151	63151	296, 500, 900
EU-152	63152	296, 500, 900
EU-153	63153	296, 500, 900
EU-154a	63154	296, 500, 900
EU-155a	63155	296, 500, 900
EU-156	63156	296, 500, 900
EU-157	63157	296, 500, 900
GD-152	64152	296, 500, 900
GD-154	64154	296, 500, 900
GD-155	64155	296, 500, 900

Table E.2 (continued)

Std. comp. alphanumeric name	Nuclide ID No.	Temperatures (K) for which thermal-scattering cross-section data are available
GD-156	64156	296, 500, 900
GD-157	64157	296, 500, 900
GD-158	64158	296, 500, 900
GD-160	64160	296, 500, 900
TB-159	65159	296, 500, 900
TB-160	65160	296, 500, 900
DY-160	66160	296, 500, 900
DY-161	66161	296, 500, 900
DY-162	66162	296, 500, 900
DY-163	66163	296, 500, 900
DY-164	66164	296, 500, 900
HO-165	67165	296, 500, 900
ER-166	68166	296, 500, 900
ER-167	68167	296, 500, 900
LU-175	71175	296, 500, 900
LU-176	71176	296, 500, 900
HF	72000	296, 500, 900
HF-174	72174	296, 500, 900
HF-176	72176	296, 500, 900
HF-177	72177	296, 500, 900
HF-178	72178	296, 500, 900
HF-179	72179	296, 500, 900
HF-180	72180	296, 500, 900
TA-181	73181	296, 500, 900
TA-182	73182	296, 500, 900
W	74000	296, 500, 900

Table E.2 (continued)

Std. comp. alphanumeric name	Nuclide ID No.	Temperatures (K) for which thermal-scattering cross-section data are available
W-182	74182	296, 500, 900
W-183	74183	296, 500, 900
W-184	74184	296, 500, 900
W-186	74186	296, 500, 900
RE-185	75185	296, 500, 900
RE-187	75187	296, 500, 900
AU	79197	296, 500, 900
PB	82000	296, 500, 900
BI-209	83209	296, 500, 900
TH-230	90230	296, 500, 900
TH-232	90232	296, 500, 900
PA-231	91231	296, 500, 900
PA-233	91233	296, 500, 900
U-232	92232	296, 500, 900
U-233	92233	300, 500, 900, 2100
U-234	92234	296, 500, 900
U-235	92235	296, 500, 900
U-236	92236	296, 500, 900
U-237	92237	296, 500, 900
U-238	92238	300, 500, 900
NP-237	93237	296, 500, 900
PU-236	94236	296, 500, 900
PU-237	94237	296, 500, 900
PU-238	94238	296, 500, 900
PU-239	94239	296, 500, 900
PU-240	94240	296, 500, 900

Table E.2 (continued)

Std. comp. alphanumeric name	Nuclide ID No.	Temperatures (K) for which thermal-scattering cross-section data are available
PU-241	94241	300, 500, 900, 2100
PU-242	94242	296, 500, 900
PU-243	94243	296, 500, 900
PU-244	94244	296, 500, 900
AM-241	95241	296, 500, 900
AM-242M	95243	296, 500, 900
AM-243	95601	296, 500, 900
CM-241	96241	296, 500, 900
CM-242	96242	296, 500, 900
CM-243	96243	296, 500, 900
CM-244	96244	296, 500, 900
CM-245	96245	296, 500, 900
CM-246	96246	296, 500, 900
CM-247	96247	296, 500, 900
CM-248	96248	296, 500, 900
BK-249	97249	296, 500, 900
CF-249	98249	296, 500, 900
CF-250	98250	296, 500, 900
CF-251	98251	296, 500, 900
CF-252	98252	296, 500, 900
ES-253	99253	296, 500, 900
EU-154 (ENDF/B-V)	631541	296, 500, 900
EU-155 (ENDF/B-V)	631551	296, 500, 900
N-14 (ENDF/B-VI)	701401	296, 500, 900
N-15 (ENDF/B-VI)	701501	296, 500, 900
O-16 (ENDF/B-V)	801601	296, 500, 900

Table E.3 Contents of the 238-group ENDF/B-V library

table of contents for	scale.rev08.xn238	on logical unit	1
tape id	238		
number of nuclides	315		
number of neutron groups	238		
first thermal group	149		
number of gamma groups	0		
scale - 238 neutron group library		based on endf-b version 5 data	
generated with a chi-1/e-maxwellian weight spectrum			
compiled for doe	8/18/94		
last updated	7/29/99		
n.m.greene & l.m.petrie	nuclear eng. appl. - cped - ornl		
24301	24CR BNL EVALDEC77 A.PRINCE AND T.	(1/esigt) MOD2	11/18/91
24304	24CR BNL EVALDEC77 A.PRINCE AND T.	(1/esigtSS304) MOD2	11/18/91
26301	26FE 0 ORNL EVALOCT77 C.Y.FU F.G.PE	(1/esigt) MOD3	11/18/91
26304	26FE 0 ORNL EVALOCT77 C.Y.FU F.G.PE	(1/esigtSS304) MOD3	11/18/91
28301	28NI 0 BNL NNDC EVALMAR77 M.DIVADEENAM	(1/esigt) MOD2	11/18/91
28304	28NI 0 BNL NNDC EVALMAR77 M.DIVADEENAM	(1/esigtSS304) MOD2	11/18/91
1701	smiler for h-1 (hzh) tape 132, mat 7		5-14-98
40701	smiler for zr (in zrh) tape 133, mat 58		5-15-98
19000	19k gga evalfeb67 m.k.drake	mod1 lupdated	01/18/95
92232	92u232 hedl evalnov77 mann	mod1	11/14/97
33075	33as 75 hedl evalapr74 r.e.schenter an	mod1	04/02/97
56135	56ba135 hedl evalapr74 r.e.schenter an	mod1	04/02/97
48110	48cd110 hedl evalapr74 r.e.schenter an	mod1	04/02/97
48114	48cd114 hedl evalapr74 r.e.schenter an	mod1	04/02/97
96244	96cm244 hedlsrllll evalapr78 mann benjamin h	mod2	11/14/97
96248	96cm248 hedlsrllll evalapr78 mann benjamin h	mod1	11/14/97
66160	66dy160 hedl evalapr74 r.e.schenter an	mod1	04/08/97
66163	66dy163 hedl evalapr74 r.e.schenter an	mod1	04/09/97
68166	68er166 hedl evalapr74 r.e.schenter an	mod1	04/23/97
32074	32ge 74 hedl evalapr74 r.e.schenter an	mod1	04/23/97
42096	42mo 96 hedl rcn evalfeb80 r.e.schenter an	mod1	04/23/97
60145	60nd145 hedl bnl+ evalfeb80 schenter schmit	mod1	04/23/97
60146	60nd146 hedl bnl+ evalfeb80 schenter schmit	mod1	04/24/97
60150	60nd150 hedl bnl+ evalfeb80 schenter schmit	mod1	04/24/97
46108	46pd108 hedl rcn evalfeb80 r.e.schenter an	mod1	04/24/97
34076	34se 76 hedl evalapr74 r.e.schenter an	mod1	04/24/97
34078	34se 78 hedl evalapr74 r.e.schenter an	mod1	04/24/97
62152	62sm152 hedl bnl+ evalfeb80 schenter schmit	mod1	04/29/97
62154	62sm154 hedl evalapr74 r.e.schenter an	mod1	04/29/97
52122	52te122 hedl evalapr74 r.e.schenter an	mod1	04/29/97
4309	be metal 13041064	mod2	04/29/97
60143	60nd143 hedl bnl+ evalfeb80 schenter schmit	mod1	04/23/97
62147	62sm147 hedl bnl+ evalfeb80 schenter + man	mod2	04/24/97
99	collected weight functions for use in collapsing	updated	5/12/95
900	neutron dose factors from ansl/ans 6.1.1-1977	updated	5/12/95
1802	1d 20lasl eval nov67 l.stewart lasl mod2	12/11/92	free gas
2003	2he 30lasl evaljun68 leona stewart mod1	12/23/92	free gas
2004	2he 40lasl evaloct73 nisley hale young mod0	12/23/92	free gas
3006	3li0060lasl eval sep77 g.hale l.stewart mod1	12/11/92	free gas
3007	3li 7 lanl evaldec81 p.g.young mod1	12/11/92	free gas
4009	4be 9 free gas. 1ll evaloct76 howerton/perkins	mod	08/17/94
5010	5b 100lasl evaldec76 g.hale l.stewart mod1	12/11/92	free gas
5011	5b11 gebnl evalsep71 c.cowan mod1	12/11/92	free gas
6012	6c ornl evaldec73 c.y.fu and f.g. perey mod2	12/11/92	free gas
7015	7n 15 lasl evalmar77 e.arthur p.youn	mod1	12/16/88
40096	40zr 96 sai evalapr76 m.drake d.sa	mod2	01/04/89
74183	74w183 las anl brcevaldec80 arthur young sm	mod2	01/04/89
74184	74w184 las anl brcevaldec80 arthur young sm	mod2	01/05/89
92238	92U 238 ANL+ EVALJUN77 E.PENNINGTON A.	MOD3	02/13/92
701501	7n 15 from version 6 evaluation		
14000	14si 0 ornl evalfeb74 larson perey dr	mod3	12/20/88
63154	EU-154 FROM VERSION 6 OF ENDFB (2/9/93)		
63155	EU-155 FROM VERSION 6 OF ENDFB (6/30/93)		
631541	63eu154 bnl evaldec73 h.takahashi	mod1	12/28/88

```

631551      63eu155 bnl hedl + evaldec79 princeschenter      mod1 01/16/89
94241      AMPX MASTER FILE FOR ENDF MAT 1381 *** PU-241 ***
92233      AMPX MASTER FILE FOR ENDF MAT 1393 *** U-233 ***
43099      43TC 99 HEDL BAW EVALNOV78 SCHENTER LIVOLS      MOD2 01/18/91
40091      40ZR 91 SAI EVALAPR76 M.DRAKE D.SA              MOD2 01/18/91
13027      13al 270lasl evaldec73 p.g. young d.g           mod1 11/29/88
27059      27co 59 bnl evaljun77 s.mughabghab             mod3 12/20/88
24000      24cr bnl evaldec77 a.prince and t.             mod2 11/29/88
9019       9f 19 ornl evaljul74 c.y.fu d.c.lars           mod3 12/16/88
26000      26fe 0 ornl evaloct77 c.y.fu f.g.pe            mod3 11/29/88
25055      25mn 55 bnl evalmar77 s.f. mughabghab          mod2 12/20/88
42000      42mo 11l hedl evalfeb79 howerton schmit         mod1 02/17/89
11023      11na 23 ornl evaldec77 d. c. larson            mod3 11/29/88
41093      41nb 93 anl 11l evalmay74 r.howerton 11l        mod1 12/28/88
28000      28ni 0 bnl nndc evalmar77 m.divadeenam          mod2 11/29/88
37085      37rb 85 bnlbrc evaloct79 a. prince             mod1 01/03/89
37087      37rb 87 bnlbrc evaloct79 a. prince             mod1 12/29/88
45103      45rh103 hedl baw evalnov78 schenter livols      mod1 12/28/88
16000      16 s 0 bnl evalapr79 divadeenam                 mod1 12/20/88
90232      90th232 bnl evaldec77 bhat smith leon          mod2 01/05/89
40000      40zr sai evalapr76 m.drake d.sa                 mod2 01/03/89
40090      40zr 90 sai evalapr76 m.drake d.sa             mod2 01/04/89
40092      40zr 92 sai evalapr76 m.drake d.sa             mod2 01/04/89
40094      40zr 94 sai evalapr76 m.drake d.sa             mod2 01/04/89
6312      graphite 1306/1065 96 angles 10/21/92 jpr eval.
61601      61PM148MHEDL INEL EVALDEC79 SCHENTER SCHMIT     MOD1 01/22/91
8016      80 16 from version 6 evaluation
1901      hydrogen in ch2 1301/1114 11/25/92
1002      deuterium in d2o 1302/1004 96 angles 11/13/92
1001      hydrogen in water 1301/1002 mod1 11/23/92
999      1/v function (normalized to 1.0 at 2200m/s<==>0.0253ev)
96242      96CM242 HEDLSRLLLLL EVALAPR78 MANN BENJAMIN H    MOD1 01/18/91
66164      66DY164 BNW EVALJUN67 B.R.LEONARD JR.          MOD1 01/18/91
63151      63EU151 BNL EVALDEC77 S.F. MUGHABGHAB          MOD1 01/21/91
64155      64GD155 BNL EVALJAN77 B.A.MAGURNO              MOD1 01/21/91
64157      64GD157 BNL EVALJAN77 B.A.MAGURNO              MOD1 01/18/91
72176      72HF176 SAI EVALAPR76 M.DRAKE D.SA             MOD1 01/18/91
72179      72HF179 SAI EVALAPR76 M.DRAKE D.SA             MOD1 01/18/91
60144      60ND144 HEDL EVALFEB80 SCHENTER SCHMIT          MOD1 01/22/91
93237      93NP237 HEDL SRL + EVALAPR78 MANN BENJAMIN S    MOD2 01/23/91
91231      91PA231 HEDL EVALNOV77 MANN                     MOD1 01/18/91
94236      94PU236 HEDL SRL EVALAPR78 MANN SCHENTER B      MOD1 01/18/91
94237      94PU237 HEDL EVALAPR78 MANN AND SCHENT          MOD1 01/18/91
94238      94PU238 HEDL AI + EVALAPR78 MANN SCHENTER A     MOD3 01/18/91
94242      94PU242 HEDL SRL + EVALOCT78 MANN BENJAMIN M    MOD2 01/21/91
94243      94PU243 BNL SRL LLEVALJUL76 KINSEYASSEMBLE     MOD1 01/18/91
94244      94PU244 HEDL SRL EVALAPR78 MANN SCHENTER B      MOD1 01/18/91
73181      73TA181 LLL EVALJAN72 HOWERTON PERKI            MOD2 01/22/91
90230      90TH230 HEDL EVALNOV77 MANN                     MOD1 01/18/91
92234      92U 234 BNL HEDL + EVALJUL78 DIVADEENAM MANN     MOD3 01/10/91
92236      92U 236 BNL HEDL + EVALJUL78 DIVADEENAM MANN     MOD3 01/23/91
47107      47ag107 bnl hedl evaljun83 a.prince r.e.sc      mod2 01/04/89
47109      47ag109 bnl hedl evaljun83 a.prince r.e.sc      mod2 01/04/89
47111      47ag111 hedl inel evaldec79 schenter schmit     mod1 01/12/89
95241      95am241 hedl ornl evalapr78 mann schenter        mod2 01/10/90
95601      95am242mhedlsrlllll evalapr78 mann benjamin h   mod1 01/16/90
95243      95am243 hedlsrlllll evalapr78 mann benjamin h   mod2 01/10/90
79197      79au197 bnl evalfeb77 s.f.mughabghab            mod3 01/04/89
56134      56ba134 hedl evalapr74 r.e.schenter an           mod1 01/13/89
56136      56ba136 hedl evalapr74 r.e.schenter an           mod1 01/13/89
56137      56ba137 hedl evalapr74 r.e.schenter an           mod1 01/13/89
56138      56ba138 11l evalaug78 howerton                   mod1 01/03/89
56140      56ba140 hedl inel evaldec79 schenter schmit     mod1 01/13/89
83209      83bi209 anl 11l evalapr80 d.smith a.smith        mod1 01/04/89
35079      35br 79 hedl evalapr74 r.e.schenter an           mod1 01/11/89
35081      35br 81 hedl evalapr74 r.e.schenter an           mod1 01/11/89
20000      20ca ornl evalaug71 c.y.fu and d.m.              mod3 12/20/88
48000      48cd bnl evalmay74 s.pearlstein tr              mod1 01/03/89
48106      48cd106 hedl evalfeb80 f.m.mann                  mod2 01/12/89
    
```

Appendix E

Details of the ENDF/B-V Libraries

48108	48cd108 hedl evalapr74 r.e.schenter an	mod1 01/12/89
48111	48cd111 hedl evalapr74 r.e.schenter an	mod1 01/12/89
48112	48cd112 hedl evalapr74 r.e.schenter an	mod1 01/12/89
48113	48cd113 bnl hedl evalnov78 pearlstein mann	mod1 01/03/89
48601	48cd115mhedl inel evaldec79 schenter schmit	mod1 01/12/89
48116	48cd116 hedl evalapr74 r.e.schenter an	mod1 01/12/89
58140	58ce140 hedl evalapr74 r.e.schenter an	mod1 01/13/89
58141	58ce141 hedl inel evaldec79 schenter schmit	mod1 01/13/89
58142	58ce142 hedl evalapr74 r.e.schenter an	mod1 01/13/89
58143	58ce143 hedl inel evaldec79 schenter schmit	mod1 01/13/89
58144	58ce144 hedl inel evaldec79 schenter schmit	mod1 01/16/89
98249	cf249 bnl srl l1levaljul76 kinseyassemble	mod1 01/12/89
98251	98cf251 bnl srl l1levaljul76 kinseyassemble	mod1 01/10/89
98252	98cf252 bnl srl l1levaljul76 kinseyassemble	mod1 01/10/89
17000	17cl gga evalfeb67 m.s.allen and m	mod1 03/14/89
96241	96cm241 hedl evalapr78 mann and schent	mod1 01/10/90
96243	96cm243 hedl srlllll evalapr78 mann benjamin h	mod1 01/10/90
96245	96cm245 srl lll evaljan79 benjamin and ho	mod2 01/05/89
96246	96cm246 bnl srl l1levaljul76 kinseyassemble	mod1 01/10/90
96247	96cm247 bnl srl l1levaljul76 kinseyassemble	mod1 01/10/89
55133	55cs133 hedl bnl evalnov78 schenter bhat p	mod1 01/03/89
55134	55cs134 hedl inel evaldec79 schenter schmit	mod1 01/13/89
55135	55cs135 hedl inel evaldec79 schenter schmit	mod1 01/13/89
55136	55cs136 hedl inel evaldec79 schenter schmit	mod1 01/13/89
55137	55cs137 hedl inel evaldec79 schenter schmit	mod1 01/13/89
29000	29cu ornl sai evaldec73 fu drake fricke	mod1 12/20/88
66161	66dy161 hedl evalapr74 r.e.schenter an	mod1 01/16/89
66162	66dy162 hedl evalapr74 r.e.schenter an	mod1 04/03/89
68167	68er167 hedl evalapr74 r.e.schenter an	mod1 04/03/89
99253	99es253 bnl srl evaljul76 kinsey benjamin	mod1 01/10/89
63000	63eu nndc evalaug81 autocombed	mod1 01/04/89
63152	63eu152 bnl evaldec73 h.takahashi	mod2 02/28/89
63153	63eu153 bnl evalfeb78 s.mughabghab	mod1 01/03/89
63156	63eu156 hedl inel evaldec79 schenter schmit	mod1 01/16/89
63157	63eu157 hedl evalfeb80 r.e.schenter an	mod1 01/17/89
31000	31ga lll lasl evalmay80 howerton young	mod1 12/21/88
64152	64gd152 bnl evaljan77 b.a.magurno	mod2 01/03/89
64154	64gd154 bnl evaljan77 b.a.magurno	mod1 01/03/89
64156	64gd156 bnl evaljan77 b.a.magurno	mod2 01/04/89
64158	64gd158 bnl evaljan77 b.a.magurno	mod1 01/04/89
64160	64gd160 bnl evaljan77 b.a.magurno	mod1 01/04/89
32072	32ge 72 hedl evalapr74 r.e.schenter an	mod1 01/11/89
32073	32ge 73 hedl evalapr74 r.e.schenter an	mod1 01/11/89
32076	32ge 76 hedl evalapr74 r.e.schenter an	mod1 01/11/89
1801	1h 10lasl evalaug70 l.stewart r.j.	mod1 12/16/88
72000	72hf sai evalapr76 m.drake d.sa	mod1 01/04/89
72174	72hf174 sai evalapr76 m.drake d.sa	mod1 03/21/89
72177	72hf177 sai evalapr76 m.drake d.sa	mod1 03/21/89
72178	72hf178 sai evalapr76 m.drake d.sa	mod1 03/21/89
72180	72hf180 sai evalapr76 m.drake d.sa	mod1 01/04/89
67165	67ho165 hedl evalapr74 r.e.schenter an	mod1 01/16/89
53127	53i 127 hedl rcn evalfeb80 r.e.schenter an	mod1 01/13/89
53129	53i 129 hedl inel+ evalfeb80 schenter schmit	mod1 01/13/89
53130	53i 130 hedl inel evaldec79 schenter schmit	mod1 01/13/89
53131	53i 131 hedl inel evaldec79 schenter schmit	mod1 01/13/89
53135	53i 135 hedl inel evaldec79 schenter schmit	mod1 01/13/89
49113	49in113 hedl evalapr74 r.e.schenter an	mod1 01/12/89
49115	49in115 hedl inel evaldec79 schenter schmit	mod1 01/12/89
36078	36kr 78 bnl evalapr78 a.prince	mod1 12/29/88
36080	36kr 80 bnl evalapr78 a.prince	mod1 12/29/88
36082	36kr 82 bnl evalapr78 a.prince	mod1 12/29/88
36083	36kr 83 bnl evalapr78 a.prince	mod1 12/29/88
36084	36kr 84 bnl evalapr78 a.prince	mod1 12/29/88
36085	36kr 85 hedl inel evaldec79 schenter schmit	mod1 01/11/89
36086	36kr 86 bnl evaljul72 a.prince	mod1 12/30/88
57139	57la139 hedl rcn evalfeb80 r.e.schenter an	mod1 01/13/89
57140	57la140 hedl inel evaldec79 schenter schmit	mod1 01/13/89
71175	71lu175 bnw evaljun67 b.r.leonard jr.	mod1 12/22/88
71176	71lu176 bnw evaljun67 b.r.leonard jr.	mod1 12/22/88

12000	12mg ornl evalfeb78 d.c.larson	mod1 12/16/88
42092	42mo 92 hedl evalfeb80 f.m.mann	mod1 01/12/89
42094	42mo 94 hedl rcn evalfeb80 r.e.schenter an	mod1 01/11/89
42095	42mo 95 hedl rcn evalfeb80 r.e.schenter an	mod1 01/11/89
42097	42mo 97 hedl rcn evalfeb80 r.e.schenter an	mod1 01/12/89
42098	42mo 98 hedl rcn evalfeb80 r.e.schenter an	mod1 01/12/89
42099	42mo 99 hedl inel evaldec79 schenter schmit	mod1 01/12/89
42100	42mo100 hedl rcn evalfeb80 r.e.schenter an	mod1 01/12/89
7014	7n 14 lasl evaljul73 p.young d.fost	mod2 11/28/88
41094	41nb 94 hedl inel evaldec79 schenter schmit	mod1 01/11/89
41095	41nb 95 hedl inel evaldec79 schenter schmit	mod1 01/11/89
60142	60nd142 hedl evalapr74 r.e.schenter an	mod1 01/16/89
60147	60nd147 hedl inel evaldec79 schenter schmit	mod1 01/16/89
60148	60nd148 hedl bnl+ evalfeb80 schenter schmit	mod1 03/21/89
8017	8o 17 bnl evaljan78 b.a.magurno	mod1 12/20/88
15031	15p 31 lll evaloct77 howerton	mod1 12/20/88
82000	82pb ornl evaljul71 c.y.fu and f.g.	mod2 01/04/89
46102	46pd102 hedl evalfeb80 f.m.mann	mod2 01/12/89
46104	46pd104 hedl rcn evalfeb80 r.e.schenter an	mod1 01/12/89
46105	46pd105 hedl rcn evalfeb80 r.e.schenter an	mod1 01/12/89
46106	46pd106 hedl rcn evalfeb80 r.e.schenter an	mod1 01/12/89
46107	46pd107 hedl inel+ evalfeb80 schenter schmit	mod1 01/12/89
46110	46pd110 hedl rcn evalfeb80 r.e.schenter an	mod1 01/12/89
61147	61pm147 hedl inel +evalfeb80 schenter + rei	mod1 01/16/89
61148	61pm148 hedl inel evaldec79 schenter schmit	mod1 01/16/89
61149	61pm149 hedl inel evaldec79 schenter schmit	mod1 01/16/89
61151	61pm151 hedl inel evaldec79 schenter schmit	mod1 01/16/89
59141	59pr141 hedl bnl+ evalfeb80 schenter schmit	mod1 03/21/89
59142	59pr142 hedl inel evaldec79 schenter schmit	mod1 01/16/89
59143	59pr143 hedl inel evaldec79 schenter schmit	mod1 01/16/89
94239	94pu239 lanl jun83 e.arthur p.you	mod2 02/28/89
94240	94pu240 ornl evalapr77 l.w.weston	mod3 12/12/88
37086	37rb 86 hedl inel evaldec79 schenter schmit	mod1 01/11/89
75185	75re185 ge nmpo evaljan68 w.b.henderson a	mod1 12/22/88
75187	75re187 ge nmpo evaljan68 w.b.henderson a	mod1 12/22/88
45105	45rh105 hedl inel evaldec79 schenter schmit	mod2 01/12/89
44096	44ru 96 hedl evalfeb80 f.m.mann	mod2 01/12/89
44098	44ru 98 hedl evalfeb80 f.m.mann	mod2 01/12/89
44099	44ru 99 hedl evalapr74 r.e.schenter an	mod1 01/12/89
44100	44ru100 hedl rcn evalfeb80 r.e.schenter an	mod1 01/12/89
44101	44ru101 hedl rcn evalfeb80 r.e.schenter an	mod1 01/12/89
44102	44ru102 hedl rcn evalfeb80 r.e.schenter an	mod1 01/12/89
44103	44ru103 hedl inel evaldec79 schenter schmit	mod1 01/12/89
44104	44ru104 hedl rcn evalfeb80 r.e.schenter an	mod1 01/12/89
44105	44ru105 hedl inel evaldec79 schenter schmit	mod1 01/12/89
44106	44ru106 hedl inel evaldec79 schenter schmit	mod1 01/12/89
16032	16s 32 lll evaloct77 howerton	mod1 12/20/88
51121	51sb121 hedl rcn evalfeb80 r.e.schenter an	mod1 01/13/89
51123	51sb123 hedl rcn evalfeb80 r.e.schenter an	mod1 01/13/89
51124	51sb124 hedl inel evaldec79 schenter schmit	mod1 01/13/89
51125	51sb125 hedl inel evaldec79 schenter schmit	mod1 01/13/89
51126	51sb126 hedl inel evaldec79 schenter schmit	mod1 01/13/89
34074	34se 74 hedl evalfeb80 f.m.mann	mod2 03/21/89
34077	34se 77 hedl evalapr74 r.e.schenter an	mod1 01/11/89
34080	34se 80 hedl evalapr74 r.e.schenter an	mod1 03/21/89
34082	34se 82 hedl evalapr74 r.e.schenter an	mod1 01/11/89
62144	62sm144 hedl evalfeb80 f.m.mann	mod2 01/16/89
62148	62sm148 hedl evalfeb80 schenter schmit	mod1 01/16/89
62149	62sm149 hedl bnw evalnov78 schenter leonar	mod1 01/03/89
62150	62sm150 hedl evalapr74 r.e.schenter an	mod1 03/21/89
62151	62sm151 hedl inel +evalfeb80 schenter + rei	mod1 01/16/89
62153	62sm153 hedl inel evaldec79 schenter schmit	mod1 01/16/89
50112	50sn112 hedl evalfeb80 f.m.mann	mod2 01/12/89
50114	50sn114 hedl evalfeb80 f.m.mann	mod2 01/12/89
50115	50sn115 hedl evalapr74 r.e.schenter an	mod1 01/12/89
50116	50sn116 hedl evalapr74 r.e.schenter an	mod1 01/12/89
50117	50sn117 hedl evalapr74 r.e.schenter an	mod1 01/12/89
50118	50sn118 hedl evalapr74 r.e.schenter an	mod1 01/12/89
50119	50sn119 hedl evalapr74 r.e.schenter an	mod1 01/12/89

Appendix E

Details of the ENDF/B-V Libraries

50120	50sn120 hedl evalapr74 r.e.schenter an	mod1 01/12/89
50122	50sn122 hedl evalapr74 r.e.schenter an	mod1 01/12/89
50123	50sn123 hedl inel evaldec79 schenter schmit	mod1 01/12/89
50124	50sn124 hedl evalapr74 r.e.schenter an	mod1 01/12/89
50125	50sn125 hedl inel evaldec79 schenter schmit	mod1 01/13/89
50126	50sn126 hedl inel evaldec79 schenter schmit	mod1 01/12/89
38084	38sr 84 hedl evalfeb80 f.m.mann	mod2 01/11/89
38086	38sr 86 hedl evalapr74 r.e.schenter an	mod1 01/11/89
38087	38sr 87 hedl evalapr74 r.e.schenter an	mod1 01/11/89
38088	38sr 88 hedl evalapr74 r.e.schenter an	mod1 01/11/89
38089	38sr 89 hedl inel evaldec79 schenter schmit	mod1 01/11/89
38090	38sr 90 hedl inel evaldec79 schenter schmit	mod1 01/11/89
1003	1t 30lasl evalfeb65 leona stewart	mod2 12/16/88
73182	73ta182 ai evalapr71 j.otter c.dunfo	mod1 12/22/88
65159	65tb159 hedl rcn evalfeb80 r.e.schenter an	mod1 01/16/89
65160	65tb160 hedl inel evaldec79 schenter schmit	mod1 01/16/89
52120	52te120 hedl evalfeb80 f.m.mann	mod2 01/13/89
52123	52te123 hedl evalapr74 r.e.schenter an	mod1 03/21/89
52124	52te124 hedl evalapr74 r.e.schenter an	mod1 01/13/89
52125	52te125 hedl evalapr74 r.e.schenter an	mod1 01/13/89
52126	52te126 hedl evalapr74 r.e.schenter an	mod1 01/13/89
52601	52te127mhedl inel evaldec79 schenter schmit	mod1 01/13/89
52128	52te128 hedl evalapr74 r.e.schenter an	mod1 01/13/89
52611	52te129mhedl inel evaldec79 schenter schmit	mod1 01/13/89
52130	52te130 hedl evalapr74 r.e.schenter an	mod1 01/13/89
52132	52te132 hedl inel evaldec79 schenter schmit	mod1 01/13/89
22000	22ti buranllll evalaug77 c.philis a.smit	mod1 12/20/88
92235	92u 235 bnl evalapr77 m.r.bhat	mod3 02/28/89
92237	92u237 bnl srl lllevaljul76 kinseyassemble	mod1 01/10/89
23000	23v anl1llhedl evaljan77 a.smith+ h.howe	mod1 12/20/88
74000	74w lanl evalmar82 e.d.arthur	mod1 01/04/89
74182	74w182 las anl brcevaldec80 arthur young sm	mod2 01/04/89
74186	74w186 las anl brcevaldec80 arthur young sm	mod2 01/05/89
54124	54xe124 bnl evalmar78 m.r.bhat and s.	mod1 12/29/88
54126	54xe126 bnl evalmar78 m.r.bhat and s.	mod1 12/29/88
54128	54xe128 bnl evalmar78 m.r.bhat and s.	mod1 12/30/88
54129	54xe129 bnl evalmar78 m.r.bhat and s.	mod1 01/03/89
54130	54xe130 bnl evalmar78 m.r.bhat and s.	mod1 12/30/88
54131	54xe131 bnl evalmar78 m.r.bhat and s.	mod1 01/03/89
54132	54xe132 bnl evalmar78 m.r.bhat and s.	mod2 01/03/89
54133	54xe133 hedl inel evaldec79 schenter schmit	mod1 01/13/89
54134	54xe134 bnl evalmar78 m.r.bhat and s.	mod1 01/03/89
54135	54xe135 bnw evaljun67 b.r.leonard jr.	mod1 12/28/88
54136	54xe136 bnl evalmar78 m.r.bhat and s.	mod1 01/03/89
39089	39y 89 hedl evalapr74 r.e.schenter an	mod1 01/11/89
39090	39y 90 hedl inel evaldec79 schenter schmit	mod1 01/11/89
39091	39y 91 hedl inel evaldec79 schenter schmit	mod1 01/11/89
40093	40zr 93 hedl inel evaldec79 schenter schmit	mod1 01/11/89
40095	40zr 95 hedl inel evaldec79 schenter schmit	mod1 01/11/89
801601	8o 16 lasl evalaug73 p.young d.fost	mod2 12/16/88
701401	7n 14 from version 6 evaluation	
98250	98cf250 bnl srl lllevaljul76 kinseyassemble	mod1 11/14/97
91233	91PA233 HEDL INEL EVALMAY78 MANN SCHENTER R	MOD2 01/18/91
97249	97bk249 bnl srl lllevaljul76 kinseyassemble	mod1 01/11/89

Table E.4 Contents of the 44-group ENDF/B-V library

table of contents for	scale.rev10.xn44	on logical unit	1
tape id	44		
number of nuclides	315		
number of neutron groups	44		
first thermal group	23		
number of gamma groups	0		
scale - 44 neutron group library		based on endf-b version 5 data	
collapsed with a light water reactor cell flux spectrum from 238 groups			
compiled for nrc	9/01/94		
last updated	7/29/99		
m.d.dehart & l.m.petrie nuclear eng. appl. - cped - ornl			
24301	24CR BNL EVALDEC77 A.PRINCE AND T.	(1/esigt)	MOD2 11/18/91
24304	24CR BNL EVALDEC77 A.PRINCE AND T.	(1/esigtSS304)	MOD2 11/18/91
26301	26FE 0 ORNL EVALOCT77 C.Y.FU F.G.PE	(1/esigt)	MOD3 11/18/91
26304	26FE 0 ORNL EVALOCT77 C.Y.FU F.G.PE	(1/esigtSS304)	MOD3 11/18/91
28301	28NI 0 BNL NNDC EVALMAR77 M.DIVADEENAM	(1/esigt)	MOD2 11/18/91
28304	28NI 0 BNL NNDC EVALMAR77 M.DIVADEENAM	(1/esigtSS304)	MOD2 11/18/91
1701	smiler for h-1 (hzrh)	tape 132, mat 7	5-14-98
40701	smiler for zr (in zrh)	tape 133, mat 58	5-15-98
19000	19k gga evalfeb67 m.k.drake	mod1 lupdated	01/18/95
92232	92u232 hedl evalnov77 mann	mod1	11/14/97
33075	33as 75 hedl evalapr74 r.e.schenter an	mod1	04/02/97
56135	56ba135 hedl evalapr74 r.e.schenter an	mod1	04/02/97
48110	48cd110 hedl evalapr74 r.e.schenter an	mod1	04/02/97
48114	48cd114 hedl evalapr74 r.e.schenter an	mod1	04/02/97
96244	96cm244 hedlsrlllll evalapr78 mann benjamin h	mod2	11/14/97
96248	96cm248 hedlsrlllll evalapr78 mann benjamin h	mod1	11/14/97
66160	66dy160 hedl evalapr74 r.e.schenter an	mod1	04/08/97
66163	66dy163 hedl evalapr74 r.e.schenter an	mod1	04/09/97
68166	68er166 hedl evalapr74 r.e.schenter an	mod1	04/23/97
32074	32ge 74 hedl evalapr74 r.e.schenter an	mod1	04/23/97
42096	42mo 96 hedl rcn evalfeb80 r.e.schenter an	mod1	04/23/97
60145	60nd145 hedl bnl+ evalfeb80 schenter schmit	mod1	04/23/97
60146	60nd146 hedl bnl+ evalfeb80 schenter schmit	mod1	04/24/97
60150	60nd150 hedl bnl+ evalfeb80 schenter schmit	mod1	04/24/97
46108	46pd108 hedl rcn evalfeb80 r.e.schenter an	mod1	04/24/97
34076	34se 76 hedl evalapr74 r.e.schenter an	mod1	04/24/97
34078	34se 78 hedl evalapr74 r.e.schenter an	mod1	04/24/97
62152	62sm152 hedl bnl+ evalfeb80 schenter schmit	mod1	04/29/97
62154	62sm154 hedl evalapr74 r.e.schenter an	mod1	04/29/97
52122	52tel22 hedl evalapr74 r.e.schenter an	mod1	04/29/97
4309	be metal 13041064	mod2	04/29/97
60143	60nd143 hedl bnl+ evalfeb80 schenter schmit	mod1	04/23/97
62147	62sm147 hedl bnl+ evalfeb80 schenter + man	mod2	04/24/97
99	collected weight functions for use in collapsing	updated	5/12/95
900	neutron dose factors from ans1/ans 6.1.1-1977	updated	5/12/95
1802	1d 20lasl eval nov67 l.stewart lasl mod2	12/11/92	free gas
2003	2he 30lasl evaljun68 leona stewart mod1	12/23/92	free gas
2004	2he 40lasl evaloct73 nisley hale young mod0	12/23/92	free gas
3006	3li0060lasl eval sep77 g.hale l.stewart mod1	12/11/92	free gas
3007	3li 7 lanl evaldec81 p.g.young mod1	12/11/92	free gas
4009	4be 9 free gas. 111 evaloct76 howerton/perkins	mod	08/17/94
5010	5b 100lasl evaldec76 g.hale l.stewart mod1	12/11/92	free gas
5011	5b11 gebnl evalsep71 c.cowan mod1	12/11/92	free gas
6012	6c ornl evaldec73 c.y.fu and f.g. perey mod2	12/11/92	free gas
7015	7n 15 lasl evalmar77 e.arthur p.youn	mod1	12/16/88
40096	40zr 96 sai evalapr76 m.drake d.sa	mod2	01/04/89
74183	74w183 las anl brcevaldec80 arthur young sm	mod2	01/04/89
74184	74w184 las anl brcevaldec80 arthur young sm	mod2	01/05/89
92238	92U 238 ANL+ EVALJUN77 E.PENNINGTON A.	MOD3	02/13/92
701501	7n 15 from version 6 evaluation		
14000	14si 0 ornl evalfeb74 larson perey dr	mod3	12/20/88
63154	EU-154 FROM VERSION 6 OF ENDFB (2/9/93)		
63155	EU-155 FROM VERSION 6 OF ENDFB (6/30/93)		
631541	63eu154 bnl evaldec73 h.takahashi	mod1	12/28/88

631551	63eu155 bnl hedl + evaldec79 princeschenter	mod1 01/16/89
94241	AMPX MASTER FILE FOR ENDF MAT 1381 *** PU-241 ***	
92233	AMPX MASTER FILE FOR ENDF MAT 1393 *** U-233 ***	
43099	43TC 99 HEDL BAW EVALNOV78 SCHENTER LIVOLS	MOD2 01/18/91
40091	40ZR 91 SAI EVALAPR76 M.DRAKE D.SA	MOD2 01/18/91
13027	13al 270lasl evaldec73 p.g. young d.g	mod1 11/29/88
27059	27co 59 bnl evaljun77 s.mughabghab	mod3 12/20/88
24000	24cr bnl evaldec77 a.prince and t.	mod2 11/29/88
9019	9f 19 ornl evaljul74 c.y.fu d.c.lars	mod3 12/16/88
26000	26fe 0 ornl evaloct77 c.y.fu f.g.pe	mod3 11/29/88
25055	25mn 55 bnl evalmar77 s.f. mughabghab	mod2 12/20/88
42000	42mo 11l hedl evalfeb79 howerton schmit	mod1 02/17/89
11023	11na 23 ornl evaldec77 d. c. larson	mod3 11/29/88
41093	41nb 93 anl 11l evalmay74 r.howerton 11l	mod1 12/28/88
28000	28ni 0 bnl nncc evalmar77 m.divadeenam	mod2 11/29/88
37085	37rb 85 bnlbrc evaloct79 a. prince	mod1 01/03/89
37087	37rb 87 bnlbrc evaloct79 a. prince	mod1 12/29/88
45103	45rh103 hedl baw evalnov78 schenter livols	mod1 12/28/88
16000	16 s 0 bnl evalapr79 divadeenam	mod1 12/20/88
90232	90th232 bnl evaldec77 bhat smith leon	mod2 01/05/89
40000	40zr sai evalapr76 m.drake d.sa	mod2 01/03/89
40090	40zr 90 sai evalapr76 m.drake d.sa	mod2 01/04/89
40092	40zr 92 sai evalapr76 m.drake d.sa	mod2 01/04/89
40094	40zr 94 sai evalapr76 m.drake d.sa	mod2 01/04/89
6312	graphite 1306/1065 96 angles 10/21/92 jpr eval.	
61601	61PM148MHEDL INEL EVALDEC79 SCHENTER SCHMIT	MOD1 01/22/91
8016	80 16 from version 6 evaluation	
1901	hydrogen in ch2 1301/1114 11/25/92	
1002	deuterium in d2o 1302/1004 96 angles 11/13/92	
1001	hydrogen in water 1301/1002 mod1 11/23/92	
999	1/v function (normalized to 1.0 at 2200m/s<==>0.0253ev)	
96242	96CM242 HEDLSRLLLL EVALAPR78 MANN BENJAMIN H	MOD1 01/18/91
66164	66DY164 BNW EVALJUN67 B.R.LEONARD JR.	MOD1 01/18/91
63151	63EU151 BNL EVALDEC77 S.F. MUGHABGHAB	MOD1 01/21/91
64155	64GD155 BNL EVALJAN77 B.A.MAGURNO	MOD1 01/21/91
64157	64GD157 BNL EVALJAN77 B.A.MAGURNO	MOD1 01/18/91
72176	72HF176 SAI EVALAPR76 M.DRAKE D.SA	MOD1 01/18/91
72179	72HF179 SAI EVALAPR76 M.DRAKE D.SA	MOD1 01/18/91
60144	60ND144 HEDL EVALFEB80 SCHENTER SCHMIT	MOD1 01/22/91
93237	93NP237 HEDL SRL + EVALAPR78 MANN BENJAMIN S	MOD2 01/23/91
91231	91PA231 HEDL EVALNOV77 MANN	MOD1 01/18/91
94236	94PU236 HEDL SRL EVALAPR78 MANN SCHENTER B	MOD1 01/18/91
94237	94PU237 HEDL EVALAPR78 MANN AND SCHENT	MOD1 01/18/91
94238	94PU238 HEDL AI + EVALAPR78 MANN SCHENTER A	MOD3 01/18/91
94242	94PU242 HEDL SRL + EVALOCT78 MANN BENJAMIN M	MOD2 01/21/91
94243	94PU243 BNL SRL LLEVALJUL76 KINSEYASSEMBLE	MOD1 01/18/91
94244	94PU244 HEDL SRL EVALAPR78 MANN SCHENTER B	MOD1 01/18/91
73181	73TA181 LLL EVALJAN72 HOWERTON PERKI	MOD2 01/22/91
90230	90TH230 HEDL EVALNOV77 MANN	MOD1 01/18/91
92234	92U 234 BNL HEDL + EVALJUL78 DIVADEENAM MANN	MOD3 01/10/91
92236	92U 236 BNL HEDL + EVALJUL78 DIVADEENAM MANN	MOD3 01/23/91
47107	47ag107 bnl hedl evaljun83 a.prince r.e.sc	mod2 01/04/89
47109	47ag109 bnl hedl evaljun83 a.prince r.e.sc	mod2 01/04/89
47111	47ag111 hedl inel evaldec79 schenter schmit	mod1 01/12/89
95241	95am241 hedl ornl evalapr78 mann schenter	mod2 01/10/90
95601	95am242mhedlsrlllll evalapr78 mann benjamin h	mod1 01/16/90
95243	95am243 hedlsrlllll evalapr78 mann benjamin h	mod2 01/10/90
79197	79au197 bnl evalfeb77 s.f.mughabghab	mod3 01/04/89
56134	56ba134 hedl evalapr74 r.e.schenter an	mod1 01/13/89
56136	56ba136 hedl evalapr74 r.e.schenter an	mod1 01/13/89
56137	56ba137 hedl evalapr74 r.e.schenter an	mod1 01/13/89
56138	56ba138 11l evalaug78 howerton	mod1 01/03/89
56140	56ba140 hedl inel evaldec79 schenter schmit	mod1 01/13/89
83209	83bi209 anl 11l evalapr80 d.smith a.smith	mod1 01/04/89
35079	35br 79 hedl evalapr74 r.e.schenter an	mod1 01/11/89
35081	35br 81 hedl evalapr74 r.e.schenter an	mod1 01/11/89
20000	20ca ornl evalaug71 c.y.fu and d.m.	mod3 12/20/88
48000	48cd bnl evalmay74 s.pearlstein tr	mod1 01/03/89
48106	48cd106 hedl evalfeb80 f.m.mann	mod2 01/12/89

48108	48cd108	hedl evalapr74 r.e.schenter an	mod1 01/12/89
48111	48cd111	hedl evalapr74 r.e.schenter an	mod1 01/12/89
48112	48cd112	hedl evalapr74 r.e.schenter an	mod1 01/12/89
48113	48cd113	bnl hedl evalnov78 pearlstein mann	mod1 01/03/89
48601	48cd115	hedl inel evaldec79 schenter schmit	mod1 01/12/89
48116	48cd116	hedl evalapr74 r.e.schenter an	mod1 01/12/89
58140	58ce140	hedl evalapr74 r.e.schenter an	mod1 01/13/89
58141	58ce141	hedl inel evaldec79 schenter schmit	mod1 01/13/89
58142	58ce142	hedl evalapr74 r.e.schenter an	mod1 01/13/89
58143	58ce143	hedl inel evaldec79 schenter schmit	mod1 01/13/89
58144	58ce144	hedl inel evaldec79 schenter schmit	mod1 01/16/89
98249	cf249	bnl srl l1levaljul76 kinseyassemble	mod1 01/12/89
98251	98cf251	bnl srl l1levaljul76 kinseyassemble	mod1 01/10/89
98252	98cf252	bnl srl l1levaljul76 kinseyassemble	mod1 01/10/89
17000	17c1	gga evalfeb67 m.s.allen and m	mod1 03/14/89
96241	96cm241	hedl evalapr78 mann and schent	mod1 01/10/90
96243	96cm243	hedl srl l1ll evalapr78 mann benjamin h	mod1 01/10/90
96245	96cm245	srl l1l evaljan79 benjamin and ho	mod2 01/05/89
96246	96cm246	bnl srl l1levaljul76 kinseyassemble	mod1 01/10/90
96247	96cm247	bnl srl l1levaljul76 kinseyassemble	mod1 01/10/89
55133	55cs133	hedl bnl evalnov78 schenter bhat p	mod1 01/03/89
55134	55cs134	hedl inel evaldec79 schenter schmit	mod1 01/13/89
55135	55cs135	hedl inel evaldec79 schenter schmit	mod1 01/13/89
55136	55cs136	hedl inel evaldec79 schenter schmit	mod1 01/13/89
55137	55cs137	hedl inel evaldec79 schenter schmit	mod1 01/13/89
29000	29cu	ornl sai evaldec73 fu drake fricke	mod1 12/20/88
66161	66dy161	hedl evalapr74 r.e.schenter an	mod1 01/16/89
66162	66dy162	hedl evalapr74 r.e.schenter an	mod1 04/03/89
68167	68er167	hedl evalapr74 r.e.schenter an	mod1 04/03/89
99253	99es253	bnl srl evaljul76 kinsey benjamin	mod1 01/10/89
63000	63eu	nndc evalaug81 autocombined	mod1 01/04/89
63152	63eu152	bnl evaldec73 h.takahashi	mod2 02/28/89
63153	63eu153	bnl evalfeb78 s.mughabghab	mod1 01/03/89
63156	63eu156	hedl inel evaldec79 schenter schmit	mod1 01/16/89
63157	63eu157	hedl evalfeb80 r.e.schenter an	mod1 01/17/89
31000	31ga	l1l lasl evalmay80 howerton young	mod1 12/21/88
64152	64gd152	bnl evaljan77 b.a.magurno	mod2 01/03/89
64154	64gd154	bnl evaljan77 b.a.magurno	mod1 01/03/89
64156	64gd156	bnl evaljan77 b.a.magurno	mod2 01/04/89
64158	64gd158	bnl evaljan77 b.a.magurno	mod1 01/04/89
64160	64gd160	bnl evaljan77 b.a.magurno	mod1 01/04/89
32072	32ge	72 hedl evalapr74 r.e.schenter an	mod1 01/11/89
32073	32ge	73 hedl evalapr74 r.e.schenter an	mod1 01/11/89
32076	32ge	76 hedl evalapr74 r.e.schenter an	mod1 01/11/89
1801	1h	10lasl evalaug70 l.stewart r.j.	mod1 12/16/88
72000	72hf	sai evalapr76 m.drake d.sa	mod1 01/04/89
72174	72hf174	sai evalapr76 m.drake d.sa	mod1 03/21/89
72177	72hf177	sai evalapr76 m.drake d.sa	mod1 03/21/89
72178	72hf178	sai evalapr76 m.drake d.sa	mod1 03/21/89
72180	72hf180	sai evalapr76 m.drake d.sa	mod1 01/04/89
67165	67ho165	hedl evalapr74 r.e.schenter an	mod1 01/16/89
53127	53i	127 hedl rcn evalfeb80 r.e.schenter an	mod1 01/13/89
53129	53i	129 hedl inel+ evalfeb80 schenter schmit	mod1 01/13/89
53130	53i	130 hedl inel evaldec79 schenter schmit	mod1 01/13/89
53131	53i	131 hedl inel evaldec79 schenter schmit	mod1 01/13/89
53135	53i	135 hedl inel evaldec79 schenter schmit	mod1 01/13/89
49113	49in113	hedl evalapr74 r.e.schenter an	mod1 01/12/89
49115	49in115	hedl inel evaldec79 schenter schmit	mod1 01/12/89
36078	36kr	78 bnl evalapr78 a.prince	mod1 12/29/88
36080	36kr	80 bnl evalapr78 a.prince	mod1 12/29/88
36082	36kr	82 bnl evalapr78 a.prince	mod1 12/29/88
36083	36kr	83 bnl evalapr78 a.prince	mod1 12/29/88
36084	36kr	84 bnl evalapr78 a.prince	mod1 12/29/88
36085	36kr	85 hedl inel evaldec79 schenter schmit	mod1 01/11/89
36086	36kr	86 bnl evaljul72 a.prince	mod1 12/30/88
57139	571a139	hedl rcn evalfeb80 r.e.schenter an	mod1 01/13/89
57140	571a140	hedl inel evaldec79 schenter schmit	mod1 01/13/89
71175	71lu175	bnw evaljun67 b.r.leonard jr.	mod1 12/22/88
71176	71lu176	bnw evaljun67 b.r.leonard jr.	mod1 12/22/88

Appendix E

Details of the ENDF/B-V Libraries

12000	12mg ornl evalfeb78 d.c.larson	mod1 12/16/88
42092	42mo 92 hedl evalfeb80 f.m.mann	mod1 01/12/89
42094	42mo 94 hedl rcn evalfeb80 r.e.schenter an	mod1 01/11/89
42095	42mo 95 hedl rcn evalfeb80 r.e.schenter an	mod1 01/11/89
42097	42mo 97 hedl rcn evalfeb80 r.e.schenter an	mod1 01/12/89
42098	42mo 98 hedl rcn evalfeb80 r.e.schenter an	mod1 01/12/89
42099	42mo 99 hedl inel evaldec79 schenter schmit	mod1 01/12/89
42100	42mo100 hedl rcn evalfeb80 r.e.schenter an	mod1 01/12/89
7014	7n 14 lasl evaljul73 p.young d.fost	mod2 11/28/88
41094	41nb 94 hedl inel evaldec79 schenter schmit	mod1 01/11/89
41095	41nb 95 hedl inel evaldec79 schenter schmit	mod1 01/11/89
60142	60nd142 hedl evalapr74 r.e.schenter an	mod1 01/16/89
60147	60nd147 hedl inel evaldec79 schenter schmit	mod1 01/16/89
60148	60nd148 hedl bnl+ evalfeb80 schenter schmit	mod1 03/21/89
8017	8o 17 bnl evaljan78 b.a.magurno	mod1 12/20/88
15031	15p 31 lll evaloct77 howerton	mod1 12/20/88
82000	82pb ornl evaljul71 c.y.fu and f.g.	mod2 01/04/89
46102	46pd102 hedl evalfeb80 f.m.mann	mod2 01/12/89
46104	46pd104 hedl rcn evalfeb80 r.e.schenter an	mod1 01/12/89
46105	46pd105 hedl rcn evalfeb80 r.e.schenter an	mod1 01/12/89
46106	46pd106 hedl rcn evalfeb80 r.e.schenter an	mod1 01/12/89
46107	46pd107 hedl inel+ evalfeb80 schenter schmit	mod1 01/12/89
46110	46pd110 hedl rcn evalfeb80 r.e.schenter an	mod1 01/12/89
61147	61pm147 hedl inel +evalfeb80 schenter + rei	mod1 01/16/89
61148	61pm148 hedl inel evaldec79 schenter schmit	mod1 01/16/89
61149	61pm149 hedl inel evaldec79 schenter schmit	mod1 01/16/89
61151	61pm151 hedl inel evaldec79 schenter schmit	mod1 01/16/89
59141	59pr141 hedl bnl+ evalfeb80 schenter schmit	mod1 03/21/89
59142	59pr142 hedl inel evaldec79 schenter schmit	mod1 01/16/89
59143	59pr143 hedl inel evaldec79 schenter schmit	mod1 01/16/89
94239	94pu239 lanl jun83 e.arthur p.you	mod2 02/28/89
94240	94pu240 ornl evalapr77 l.w. weston	mod3 12/12/88
37086	37rb 86 hedl inel evaldec79 schenter schmit	mod1 01/11/89
75185	75re185 ge nmpo evaljan68 w.b.henderson a	mod1 12/22/88
75187	75re187 ge nmpo evaljan68 w.b.henderson a	mod1 12/22/88
45105	45rh105 hedl inel evaldec79 schenter schmit	mod2 01/12/89
44096	44ru 96 hedl evalfeb80 f.m.mann	mod2 01/12/89
44098	44ru 98 hedl evalfeb80 f.m.mann	mod2 01/12/89
44099	44ru 99 hedl evalapr74 r.e.schenter an	mod1 01/12/89
44100	44ru100 hedl rcn evalfeb80 r.e.schenter an	mod1 01/12/89
44101	44ru101 hedl rcn evalfeb80 r.e.schenter an	mod1 01/12/89
44102	44ru102 hedl rcn evalfeb80 r.e.schenter an	mod1 01/12/89
44103	44ru103 hedl inel evaldec79 schenter schmit	mod1 01/12/89
44104	44ru104 hedl rcn evalfeb80 r.e.schenter an	mod1 01/12/89
44105	44ru105 hedl inel evaldec79 schenter schmit	mod1 01/12/89
44106	44ru106 hedl inel evaldec79 schenter schmit	mod1 01/12/89
16032	16s 32 lll evaloct77 howerton	mod1 12/20/88
51121	51sb121 hedl rcn evalfeb80 r.e.schenter an	mod1 01/13/89
51123	51sb123 hedl rcn evalfeb80 r.e.schenter an	mod1 01/13/89
51124	51sb124 hedl inel evaldec79 schenter schmit	mod1 01/13/89
51125	51sb125 hedl inel evaldec79 schenter schmit	mod1 01/13/89
51126	51sb126 hedl inel evaldec79 schenter schmit	mod1 01/13/89
34074	34se 74 hedl evalfeb80 f.m.mann	mod2 03/21/89
34077	34se 77 hedl evalapr74 r.e.schenter an	mod1 01/11/89
34080	34se 80 hedl evalapr74 r.e.schenter an	mod1 03/21/89
34082	34se 82 hedl evalapr74 r.e.schenter an	mod1 01/11/89
62144	62sm144 hedl evalfeb80 f.m.mann	mod2 01/16/89
62148	62sm148 hedl evalfeb80 schenter schmit	mod1 01/16/89
62149	62sm149 hedl bnw evalnov78 schenter leonar	mod1 01/03/89
62150	62sm150 hedl evalapr74 r.e.schenter an	mod1 03/21/89
62151	62sm151 hedl inel +evalfeb80 schenter + rei	mod1 01/16/89
62153	62sm153 hedl inel evaldec79 schenter schmit	mod1 01/16/89
50112	50sn112 hedl evalfeb80 f.m.mann	mod2 01/12/89
50114	50sn114 hedl evalfeb80 f.m.mann	mod2 01/12/89
50115	50sn115 hedl evalapr74 r.e.schenter an	mod1 01/12/89
50116	50sn116 hedl evalapr74 r.e.schenter an	mod1 01/12/89
50117	50sn117 hedl evalapr74 r.e.schenter an	mod1 01/12/89
50118	50sn118 hedl evalapr74 r.e.schenter an	mod1 01/12/89
50119	50sn119 hedl evalapr74 r.e.schenter an	mod1 01/12/89

50120	50sn120 hedl evalapr74 r.e.schenter an	mod1 01/12/89
50122	50sn122 hedl evalapr74 r.e.schenter an	mod1 01/12/89
50123	50sn123 hedl inel evaldec79 schenter schmit	mod1 01/12/89
50124	50sn124 hedl evalapr74 r.e.schenter an	mod1 01/12/89
50125	50sn125 hedl inel evaldec79 schenter schmit	mod1 01/13/89
50126	50sn126 hedl inel evaldec79 schenter schmit	mod1 01/12/89
38084	38sr 84 hedl evalfeb80 f.m.mann	mod2 01/11/89
38086	38sr 86 hedl evalapr74 r.e.schenter an	mod1 01/11/89
38087	38sr 87 hedl evalapr74 r.e.schenter an	mod1 01/11/89
38088	38sr 88 hedl evalapr74 r.e.schenter an	mod1 01/11/89
38089	38sr 89 hedl inel evaldec79 schenter schmit	mod1 01/11/89
38090	38sr 90 hedl inel evaldec79 schenter schmit	mod1 01/11/89
1003	1t 30lasl evalfeb65 leona stewart	mod2 12/16/88
73182	73ta182 ai evalapr71 j.otter c.dunfo	mod1 12/22/88
65159	65tb159 hedl rcn evalfeb80 r.e.schenter an	mod1 01/16/89
65160	65tb160 hedl inel evaldec79 schenter schmit	mod1 01/16/89
52120	52te120 hedl evalfeb80 f.m.mann	mod2 01/13/89
52123	52te123 hedl evalapr74 r.e.schenter an	mod1 03/21/89
52124	52te124 hedl evalapr74 r.e.schenter an	mod1 01/13/89
52125	52te125 hedl evalapr74 r.e.schenter an	mod1 01/13/89
52126	52te126 hedl evalapr74 r.e.schenter an	mod1 01/13/89
52601	52te127mhedl inel evaldec79 schenter schmit	mod1 01/13/89
52128	52te128 hedl evalapr74 r.e.schenter an	mod1 01/13/89
52611	52te129mhedl inel evaldec79 schenter schmit	mod1 01/13/89
52130	52te130 hedl evalapr74 r.e.schenter an	mod1 01/13/89
52132	52te132 hedl inel evaldec79 schenter schmit	mod1 01/13/89
22000	22ti buranllll evalaug77 c.philis a.smit	mod1 12/20/88
92235	92u 235 bnl evalapr77 m.r.bhat	mod3 02/28/89
92237	92u237 bnl srl lllevaljul76 kinseyassemble	mod1 01/10/89
23000	23v anl111hedl evaljan77 a.smith+ h.howe	mod1 12/20/88
74000	74w lanl evalmar82 e.d.arthur	mod1 01/04/89
74182	74w182 las anl brcevaldec80 arthur young sm	mod2 01/04/89
74186	74w186 las anl brcevaldec80 arthur young sm	mod2 01/05/89
54124	54xe124 bnl evalmar78 m.r.bhat and s.	mod1 12/29/88
54126	54xe126 bnl evalmar78 m.r.bhat and s.	mod1 12/29/88
54128	54xe128 bnl evalmar78 m.r.bhat and s.	mod1 12/30/88
54129	54xe129 bnl evalmar78 m.r.bhat and s.	mod1 01/03/89
54130	54xe130 bnl evalmar78 m.r.bhat and s.	mod1 12/30/88
54131	54xe131 bnl evalmar78 m.r.bhat and s.	mod1 01/03/89
54132	54xe132 bnl evalmar78 m.r.bhat and s.	mod2 01/03/89
54133	54xe133 hedl inel evaldec79 schenter schmit	mod1 01/13/89
54134	54xe134 bnl evalmar78 m.r.bhat and s.	mod1 01/03/89
54135	54xe135 bnw evaljun67 b.r.leonard jr.	mod1 12/28/88
54136	54xe136 bnl evalmar78 m.r.bhat and s.	mod1 01/03/89
39089	39y 89 hedl evalapr74 r.e.schenter an	mod1 01/11/89
39090	39y 90 hedl inel evaldec79 schenter schmit	mod1 01/11/89
39091	39y 91 hedl inel evaldec79 schenter schmit	mod1 01/11/89
40093	40zr 93 hedl inel evaldec79 schenter schmit	mod1 01/11/89
40095	40zr 95 hedl inel evaldec79 schenter schmit	mod1 01/11/89
801601	8o 16 lasl evalaug73 p.young d.fost	mod2 12/16/88
701401	7n 14 from version 6 evaluation	
98250	98cf250 bnl srl lllevaljul76 kinseyassemble	mod1 11/14/97
91233	91PA233 HEDL INEL EVALMAY78 MANN SCHENTER R	MOD2 01/18/91
97249	97bk249 bnl srl lllevaljul76 kinseyassemble	mod1 01/11/89

APPENDIX F
CALCULATIONAL RESULTS



APPENDIX F

CALCULATIONAL RESULTS

Case	Title	Hansen-Roach_High-Enriched-Uranium	k-eff	sigma	EALF
cas04	keno-5 validation case a-2		1.0033	0.0023	7.77607E+05
cas05	keno-5 validation case a-3		1.0087	0.0019	1.33937E-02
cas07	keno-5 validation case a-5		1.0098	0.0027	1.24027E+03
cas08	keno-5 validation case a-6		1.0160	0.0025	1.66572E+05
cas09	keno-5 validation case a-7		0.9986	0.0024	7.73553E+05
cas10	keno-5 validation case a-8		1.0142	0.0025	3.80165E+03
cas11	keno-5 validation case a-9		1.0023	0.0024	1.04495E+04
cas12	keno-5 validation case b-1		0.9961	0.0030	8.14558E+05
cas14	keno-5 validation case b-11		1.0330	0.0027	2.24871E-01
cas15	keno-5 validation case b-12		1.0203	0.0025	3.35858E+04
cas19	keno-5 validation case b-16		1.0111	0.0040	3.11702E-01
cas22	keno-5 validation case b-2		0.9973	0.0023	8.21774E+05
cas23	keno-5 validation case b-3		0.9877	0.0023	8.17676E+05
cas24	keno-5 validation case b-4		0.9836	0.0022	8.23963E+05
cas25	keno-5 validation case b-5		0.9965	0.0023	8.20854E+05
cas26	keno-5 validation case b-6		0.9963	0.0024	6.16140E+03
cas27	keno-5 validation case b-7		1.0019	0.0028	4.98093E+03
cas28	keno-5 validation case b-8		1.0050	0.0027	5.69274E+04
cas30	93.2% uo2f2 3 in al slab 3x1x1 array 0 in sep room		0.9827	0.0030	2.32358E-02
cas31	93.2% uo2f2 3 in al slab 3x1x1 array 0 in sep h2o refl		0.9794	0.0030	2.10961E-02
cas32	93.2% uo2f2 3 in al slab 3x1x1 array 1 in sep room		0.9726	0.0024	2.34384E-02
cas33	93.2% uo2f2 3 in al slab 3x1x1 array 1 in sep h2o refl		0.9898	0.0030	1.91490E-02
cas34	93.2% uo2f2 3 in al slab 3x1x1 array 3 in sep room		0.9652	0.0029	2.37152E-02
cas35	93.2% uo2f2 3 in al slab 3x1x1 array 3 in sep h2o refl		0.9953	0.0025	1.85122E-02
cas36	93.2% uo2f2 3 in al slab 3x1x1 array 4.5 in sep room		0.9708	0.0027	2.36975E-02
cas37	93.2% uo2f2 3 in al slab 3x1x1 array 4.5 in sep h2o refl		1.0015	0.0030	1.87347E-02
cas38	93.2% uo2f2 3 in al slab 3x1x1 array 5.5 in sep room		0.9712	0.0027	2.37213E-02
cas39	93.2% uo2f2 3 in al slab 3x1x1 array 5.5 in sep h2o refl		0.9957	0.0026	1.88407E-02
cas40	93.2% uo2f2 3 in al slab 3x1x1 array 6 in sep room		0.9722	0.0027	2.36949E-02
cas41	93.2% uo2f2 3, 6 in al slabs 2x1x1 array 15 in sep		0.9623	0.0029	2.34795E-02
cas42	93.2% uo2f2 3, 6 in al slabs 2x1x1 array 2 in sep		0.9698	0.0032	2.34051E-02
cas43	93.2% uo2f2 3, 6 in al slabs 2x1x1 array 30 in sep		0.9626	0.0027	2.34482E-02
cas44	93.2% uo2f2 3, 6 in al slabs 2x1x1 array 48 in sep		0.9571	0.0029	2.33963E-02
cas45	93.2% uo2f2 3, 6, 3 in al slabs 3x1x1 array 0 in sep		0.9658	0.0029	2.32727E-02
cas46	93.2% uo2f2 3, 6, 3 in al slabs 3x1x1 array 10 in sep		0.9650	0.0027	2.35586E-02
cas47	93.2% uo2f2 3, 6, 3 in al slabs 3x1x1 array 20 in sep		0.9637	0.0031	2.35362E-02
cas48	93.2% uo2f2 3, 6, 3 in al slabs 3x1x1 array 32 in sep		0.9643	0.0029	2.35072E-02
cas49	93.2% uo2f2 6 & 3 in al slabs 2x1x1 array 12 in sep		0.9691	0.0030	2.34210E-02
cas50	93.2% uo2f2 6 & 3 in al slabs 2x1x1 array 18 in sep		0.9660	0.0034	2.35640E-02
cas51	93.2% uo2f2 6 & 3 in al slabs 2x1x1 array 30 in sep		0.9607	0.0030	2.34900E-02
cas52	93.2% uo2f2 6 & 3 in al slabs 2x1x1 array 6 in sep		0.9671	0.0027	2.35545E-02
cas53	93.2% uo2f2 6 in al slab 2x1x1 array 15 in sep		0.9694	0.0028	2.34739E-02
cas54	93.2% uo2f2 6 in al slab 2x1x1 array 2 in sep		0.9638	0.0030	2.34929E-02
cas55	93.2% uo2f2 6 in al slab 2x1x1 array 20 in sep		0.9681	0.0034	2.34771E-02
cas56	93.2% uo2f2 6 in al slab 2x1x1 array 30 in sep		0.9661	0.0026	2.34327E-02
cas57	93.2% uo2f2 6 in al slab 2x1x1 array 48 in sep		0.9731	0.0030	2.33448E-02
cas58	93.2% uo2f2 6 in al slab 2x1x1 array 6 in sep		0.9664	0.0029	2.34476E-02
cas59	93.2% uo2f2 6 in al slab 2x1x1 array 66 in sep		0.9644	0.0032	2.34246E-02
cas60	uo2(no3)2 279 g U/L 3x3x3 array unrefl. walls, tank, & floor		0.9770	0.0029	8.69611E-02
cas61	uo2(no3)2 279 g U/L 2x2x2 array unrefl. walls, tank, & floor		0.9779	0.0031	8.47812E-02
cas62	uo2(no3)2 415 g U/L 5x5x5 array unrefl. walls, tank, & floor		0.9852	0.0032	1.89848E-01
cas63	uo2(no3)2 415 g U/L 3x3x3 array unrefl. walls, tank, & floor		0.9758	0.0032	1.94881E-01
cas64	uo2(no3)2 415 g U/L 4x4x4 array unrefl. walls, floor, & tank		0.9787	0.0032	1.92820E-01
cas65	uo2(no3)2 415 g U/L 2x2x2 array unrefl. walls, floor, & tank		0.9855	0.0030	1.86427E-01
cas66	uo2(no3)2 415 g U/L 3x3x3 array 15.24 cm par. bot., 1.27 cm p		0.9823	0.0032	1.62225E-01
cas67	uo2(no3)2 415 g U/L 3x3x3 array 15.24 cm par. bot., 2.54 cm p		0.9955	0.0029	1.42671E-01
cas68	uo2(no3)2 415 g U/L 3x3x3 array 15.24 cm par. bot., 1.27 cm p		0.9882	0.0032	1.56155E-01
cas69	uo2(no3)2 415 g U/L 3x3x3 array 15.24 cm par 5 fc, plex 1 fc		1.0040	0.0029	1.08541E-01
cas70	uo2(no3)2 415 g U/L 3x3x3 array 15.24 cm par. bot., 3.81 cm p		0.9985	0.0030	1.21692E-01
cas71	uo2(no3)2 415 g U/L 3x3x3 array 15.24 cm par. bot., 7.62 cm p		1.0158	0.0035	1.11321E-01
cas72	uo2(no3)2 415 g U/L 3x3x3 array 1.27 cm plexiglass refl.		0.9836	0.0027	1.72521E-01
cas73	uo2(no3)2 415 g U/L 3x3x3 array 1.27 cm paraffin refl.		0.9847	0.0032	1.65077E-01
cas74	uo2(no3)2 415 g U/L 3x3x3 array 15.24 cm paraffin refl.		1.0056	0.0031	1.09818E-01
cas75	uo2(no3)2 415 g U/L 3x3x3 array 3.81 cm paraffin refl.		1.0054	0.0034	1.24189E-01
cas76	uo2(no3)2 415 g U/L 2x2x2 array 15.24 cm par. bot., 1.27 cm p		0.9846	0.0031	1.57781E-01
cas77	uo2(no3)2 415 g U/L 2x2x2 array 15.24 cm par. bot., 11.43 cm		1.0068	0.0031	1.08926E-01
cas78	uo2(no3)2 415 g U/L 2x2x2 array 15.24 cm par. bot., 15.24 cm		1.0064	0.0032	1.07953E-01
cas79	uo2(no3)2 415 g U/L 2x2x2 array 15.24 cm par. bot., 2.54 cm p		0.9900	0.0033	1.42225E-01
cas80	uo2(no3)2 415 g U/L 2x2x2 array 15.24 cm par. bot., 4.45 cm p		1.0040	0.0029	1.23314E-01
cas81	uo2(no3)2 415 g U/L 2x2x2 array 15.24 cm par. bot., 6.35 cm p		1.0040	0.0032	1.14418E-01
cas82	uo2(no3)2 415 g U/L 2x2x2 array 15.24 cm par. bot., 1.27 cm p		0.9908	0.0029	1.52040E-01
cas83	uo2(no3)2 415 g U/L 2x2x2 array 15.24 cm par. bot., 3.81 cm p		1.0000	0.0032	1.20155E-01
cas84	uo2(no3)2 415 g U/L 2x2x2 array 15.24 cm par. bot., 7.62 cm p		0.9982	0.0030	1.09533E-01
cas85	uo2(no3)2 415 g U/L 2x2x2 array 1.27 cm plexiglass refl.		0.9863	0.0029	1.69409E-01
cas86	uo2(no3)2 415 g U/L 2x2x2 array 1.27 cm paraffin refl.		0.9857	0.0029	1.61786E-01
cas87	uo2(no3)2 415 g U/L 2x2x2 array 15.24 cm paraffin refl.		1.0037	0.0033	1.07370E-01
cas88	uo2(no3)2 415 g U/L 2x2x2 array 3.81 cm paraffin refl.		1.0038	0.0027	1.22459E-01

Calculational Results

Appendix F

cas89	uo2(no3)2 415 g U/L 2x2x2 array 7.62 cm paraffin refl.	1.0065	0.0032	1.09826E-01
cas90	uo2(no3)2 415 g U/L 3x3x3 array unrefl. 279 g U/L 5 cent. uni	0.9784	0.0032	1.53642E-01
cas91	uo2(no3)2 63.3 g U/L 3x3x3 array unrefl. walls, floor, & tank	0.9952	0.0030	1.90523E-02
jemima	disks - 15" diam plates 93.15 w% enriched stacked to 3.0258"	0.9962	0.0024	8.21013E+05
jemima	jemima - ~1/8" x 15" diam u(93.29) plates with 1/16" thk poly	1.0133	0.0025	1.15950E+05
jemima	jemima - ~1/8" thk 15" diam u(93.24) plates with 1/8" thk pol	1.0147	0.0027	2.03747E+04
jemima	jemima - ~1/8" thk 15" diam u(93.24) plates with 1/4" thk pol	0.9936	0.0026	2.35579E+03
jemima	jemima - ~1/8" thk 15" diam u(93.24) plates with 1/2" thk pol	0.9987	0.0026	1.09210E+02
jemima	jemima - ~1/8" thk 15" diam u(93.24) plates with 1" thk poly,	0.9923	0.0026	6.83616E+00
jemima	jemima - ~1/8" x 15" dia u(93) with symetric 1-1/2" thk poly,	1.0224	0.0026	2.39521E+00
jemima	jemima - ~1/8" x 15" dia u(93) with symetric 2" thk poly, pg-	1.0088	0.0024	1.35447E+00
heumf001	godiva	0.9968	0.0022	8.11167E+05
heumf004	water-reflected heu sphere on hollow plexiglas cylinder	1.0040	0.0019	2.49125E+04
heust001	case 1 heust001	0.9820	0.0026	3.91734E-02
heust001	case 2 heust001	0.9753	0.0027	1.60525E-01
heust001	case 3 heust001	0.9849	0.0029	3.84310E-02
heust001	case 4 heust001	0.9816	0.0027	1.74350E-01
heust001	case 5 heust001	0.9898	0.0023	1.86292E-02
heust001	case 6 heust001	0.9935	0.0022	1.93724E-02
heust001	case 7 heust001	0.9810	0.0025	3.68972E-02
heust001	case 8 heust001	0.9816	0.0021	3.92983E-02
heust001	case 9 heust001	0.9736	0.0026	1.73976E-01
heust001	case 10 heust001	0.9858	0.0022	2.01686E-02
heust007	case 1, heust007	0.9992	0.0022	2.08291E-02
heust007	case 2, heust007	0.9928	0.0021	1.52516E-01
heust007	case 3, heust007	1.0012	0.0017	2.02094E-02
heust007	case 4, heust007	0.9962	0.0021	1.31990E-01
heust007	case 5, heust007	0.9935	0.0019	2.23399E-02
heust007	case 6, heust007	0.9821	0.0022	1.57065E-01
heust007	case 7, heust007	0.9948	0.0022	2.19533E-02
heust007	case 8, heust007	0.9848	0.0027	1.53818E-01
heust007	case 9, heust007	0.9927	0.0019	2.28056E-02
heust007	case 10, heust007	0.9977	0.0017	2.36936E-02
heust007	case 11, heust007	0.9916	0.0019	1.44416E-01
heust007	case 12, heust007	1.0024	0.0020	2.26783E-02
heust007	case 13, heust007	1.0000	0.0021	1.27157E-01
heust007	case 14, heust007	0.9902	0.0022	1.33280E-01
heust007	case 15, heust007	0.9913	0.0021	1.33863E-01
heust007	case 16, heust007	0.9890	0.0022	1.44398E-01
heust007	case 17, heust007	0.9900	0.0020	1.33672E-01
heust013	uranium aqueous 23 cm sphere #1	1.0063	0.0017	1.34537E-02
heust013	uranium aqueous 32 cm sphere #2	1.0038	0.0015	1.41402E-02
heust013	uranium aqueous 32 cm sphere #3	0.9979	0.0017	1.48319E-02
heust013	uranium aqueous 32 cm sphere #4	0.9961	0.0015	1.51659E-02

Case	Title	Hansen-Roach_Low-Enriched-Uranium	k-eff	sigma	EALF
car04	rocky flats criticals nureg/cr-1071 experiment number 13 (27		1.0176	0.0022	2.54486E-01
car10	rocky flats criticals nureg/cr-0674 concrete reflected (27 gr		1.0017	0.0029	4.41936E+00
cas04	british handbook of criticality safety u(1.42)f4 & paraffin (0.9943	0.0016	5.98346E-02
cas05	british handbook of criticality safety u(1.42)f4 & paraffin (0.9934	0.0018	6.02642E-02
cas06	british handbook of criticality safety u(1.42)f4 & paraffin (0.9970	0.0016	6.01956E-02
cas11	raffety and malhalczo u(2)f4-1 reflected (case 11)		1.0071	0.0022	1.02945E-01
cas12	raffety and malhalczo u(2)f4-1 unreflected (case12)		1.0001	0.0019	1.31206E-01
cas13	raffety and malhalczo u(2)f4-2 reflected (case 13) no biasing		1.0064	0.0021	5.75211E-02
cas14	raffety and malhalczo u(2)f4-2 unreflected (case 14)		0.9993	0.0019	6.83002E-02
cas15	raffety and malhalczo u(2)f4-3 reflected (case 15)		0.9959	0.0020	4.01377E-02
cas16	raffety and malhalczo u(2)f4-4 reflected (case 16)		0.9941	0.0019	3.34136E-02
cas17	raffety and malhalczo u(2)f4-5 reflected (case 17)		0.9945	0.0019	2.81481E-02
cas18	raffety and malhalczo u(2)f4-5 unreflected (case18)		0.9867	0.0019	3.04016E-02
cas19	raffety and malhalczo u(2)f4-6 reflected (case 19)		0.9922	0.0016	2.13396E-02
cas20	raffety and malhalczo u(2)f4-6 unreflected (case20)		0.9868	0.0018	2.19281E-02
cas21	raffety and malhalczo u(3)f4-1 reflected (case 21) no bias		1.0089	0.0022	1.21645E-01
cas22	raffety and malhalczo u(3)f4-1 reflected (case 22)		1.0142	0.0024	1.22539E-01
cas23	raffety and malhalczo u(3)f4-1 reflected (case 23)		1.0115	0.0025	1.23546E-01
cas24	raffety and malhalczo u(3)f4-1 reflected (case 24) no biasing		1.0105	0.0022	1.22432E-01
cas25	raffety and malhalczo u(3)f4-1 reflected (case 25)		1.0092	0.0024	1.21949E-01
cas26	raffety and malhalczo u(3)f4-1 unreflected (case 26)		1.0123	0.0026	1.82095E-01
cas27	raffety and malhalczo u(3)f4-1 unreflected (case 27)		0.9985	0.0027	1.84934E-01
cas28	raffety and malhalczo u(3)f4-1 unreflected (case 28)		1.0056	0.0022	1.84011E-01
cas29	raffety and malhalczo u(3)f4-2 reflected (cas29)		0.9994	0.0025	4.46403E-02
cas30	raffety and malhalczo u(3)f4-2 unreflected (case 30)		1.0003	0.0024	5.47192E-02
cas31	raffety and malhalczo u(3)f4-2 unreflected (case 31)		1.0035	0.0024	5.46609E-02
cas32	raffety and malhalczo u(3)f4-2 unreflected (case 32)		1.0001	0.0023	5.47027E-02
cas33	critical reflected cylinder of aqueous u(4.98)o2f2 (case 33)		0.9910	0.0022	2.52174E-02
cas34	critical reflected cylinder of aqueous u(4.98)o2f2 (case 34)		0.9901	0.0023	2.50841E-02
cas35	critical sphere of aqueous u(4.98)o2f2 (case 35)		0.9919	0.0027	2.49452E-02
cas36	critical cylinder of aqueous u(4.98)o2f2 (case 36)		0.9881	0.0025	2.51360E-02

Hansen-Roach_LWR_Lattices			k-eff	sigma	EALF
Case	Title				
cas01	exp#5, 8.39 cm h2o separating 3 20x16 arrays		1.0016	0.0015	4.01212E-02
cas02	exp#017, 5.05 cm h2o/boral separating 2 22x16 arrays and 1 20		0.9999	0.0012	4.16543E-02
cas03	exp#28, 6.88 cm h2o/ss separating 3 20x16 arrays		1.0022	0.0016	4.06589E-02
cas04	exp no. 14 8.58 cm h2o/ss separating 3 15x8 arrays		0.9993	0.0014	4.59885E-02
cas05	exp no. 23 7.28 cm h2o/cadmium separating 3 15x8 arrays		1.0015	0.0016	4.58746E-02
cas06	exp no. 31 6.72 cm h2o/boral separating 3 15x8 arrays		1.0054	0.0018	4.60670E-02
cas07	u refl. 1.956 cm from array, 14.11 cm h2o separating 3 19x1		0.9993	0.0015	7.58374E-02
cas08	pb refl. .660 cm from array, 13.72 cm h2o separating 3 19x16		1.0084	0.0015	4.11320E-02
cas09	no refl. 8.31cm h2o separating 19x16 arrays		1.0003	0.0017	4.00471E-02
cas10	uranium refl. 15.32cm h2o separating 12x8 arrays		1.0010	0.0017	1.15835E-01
cas11	lead refl. 20.78cm h2o separating 13x8 arrays		1.0151	0.0008	4.73598E-02
cas12	2.83cm and 3.60cm separating 4 11x14 arrays		0.9969	0.0017	1.55706E-01
cas13	2.83cm and 4.94cm separating 2 11x14 + 2 11x16 arrays		0.9955	0.0012	1.57698E-01
cas14	ss refl. 0.66 cm from array, 11.20 cm h2o separating 3 19x16		1.0040	0.0015	4.19563E-02
cas15	steel refl. 15.84cm h2o separating 3 12x16 arrays		0.9938	0.0020	1.37992E-01
cas16	steel refl. 9.83cm h2o separating 3 12x16 arrays w/borated		0.9947	0.0017	1.47802E-01
cas17	steel refl. 8.30cm h2o separating 3 12x16 arrays w/boral pl		0.9995	0.0018	1.47371E-01
cas18	steel refl. 8.94cm h2o separating 3 12x16 arrays w/cd plate		0.9966	0.0011	1.48039E-01
cas19	u refl 1.321 cm from array, 9.50 cm h2o sep. 23x18/2-20x18 ar		0.9934	0.0014	1.62719E-01
cas20	pb refl 0.660 cm from array, 10.11 cm h2o sep. 23x18/2-20x18		1.0005	0.0016	7.83753E-02
cas21	no refl infinite from array, 6.59 cm h2o sep. 23x18/2-20x18 a		0.9958	0.0016	7.26904E-02
cas22	uranium refl. 19.24cm h2o separating 12x16 arrays		0.9948	0.0017	2.48751E-01
cas23	lead refl. 18.18cm h2o separating 12x16 arrays		0.9979	0.0015	1.42233E-01
cas24	no refl. 12.91cm h2o separating 3 12x16 arrays		0.9951	0.0018	1.29982E-01
cas25	pnl-4267 exp. 173 40 x 8.92 array (357 total rods) boron = 0		0.9938	0.0011	1.33170E-01
cas26	pnl-4267 exp.177 40 x 30.92 array 1237 total rods) boron = 2.		1.0121	0.0014	3.24686E-01
cas27	pnl-4267 exp. 178 44 x 11.57array (509 total rods) boron = 0		0.9921	0.0013	2.75387E-01
cas28	pnl-4267 exp. 181 44 x 27.09 array (1192 total rods) boron =		0.9972	0.0017	6.94395E-01
cas29	pnl-4976 4.3-000-194 4.3*uo2 1.598cm-pitch		1.0033	0.0014	2.33139E+00
cas30	flux trap assembly no. 214r		0.9925	0.0016	1.86083E-01
cas31	flux trap assembly no. 214v3		0.9904	0.0013	1.88319E-01
cas32	baw-1231 core i 936 rods boron=1.152 g/l		0.9937	0.0011	4.13858E-01
cas33	baw-1231 core i 4904 rods boron=3.389 g/l		1.0039	0.0009	7.19295E-01
cas34	baw-1273 core xx	2.46 wt%u235 5137 rods	1.0067	0.0013	2.81765E-01
cas35	baw-1484-7 core iv exp 2282	2.46 wt%u235 9 assys 14x14 w/ 8	0.9954	0.0012	8.97058E-02
cas36	baw-1484-7 core ix exp 2321	2.46 wt%u235 9 assys 14x14	1.0012	0.0014	6.01269E-02
cas37	baw-1484-7 core xiii exp 2378	2.46 wt%u235 9 assys 14x14	0.9935	0.0016	9.30151E-02
cas38	baw-1484-7 core xxi exp 2420	2.46 wt%u235 9 assys 14x14	1.0014	0.0014	6.85769E-02
cas39	baw-1645-4 exp.mt=2452 triangular pitch=o.d. boron=435ppm		1.0078	0.0009	1.42185E+00
cas40	baw-1645-4 exp.mt=2485 pitch=o.d. boron=886ppm		1.0067	0.0015	8.44659E-01
cas41	baw-1645-4 exp.mt=2500 pitch=1.17*o.d. boron=1156ppm		1.0119	0.0015	2.11017E-01
cas42	baw-1810 core 12 - 4.02 & 2.46 w/o uo2 1899.3 ppm; no uo2-gd2		1.0105	0.0012	1.78132E-01
cas43	baw-1810 core 14 - 4.02 & 2.46 w/o uo2 1654 ppm; 28 uo2-gd2o3		1.0110	0.0013	1.69295E-01
cas44	baw-1810 core 16 - 4.02 & 2.46 w/o uo2 1579 ppm; 36 uo2-gd2o3		1.0089	0.0012	1.62736E-01
cas45	epri np-196 .615 inch pitch unborated uo2		0.9944	0.0015	1.26813E-01
cas46	epri np-196 .615 inch pitch borated uo2		0.9980	0.0014	1.61003E-01
cas47	epri np-196 .75 inch pitch unborated uo2		0.9956	0.0014	4.96818E-02
cas48	epri np-196 .75 inch pitch borated uo2		1.0086	0.0009	6.33596E-02
cas49	epri np-196 .87 inch pitch unborated uo2		1.0086	0.0014	3.38758E-02
cas50	epri np-196 .87 inch pitch borated uo2		1.0155	0.0015	3.84836E-02
cas51	saxton uo2 5.742 wt% u-235 critical exp. 0.56 inch pitch (wca		0.9856	0.0017	1.45548E-01
cas52	saxton uo2 5.742 wt% u-235 critical exp. 0.792inch pitch (wca		1.0000	0.0013	4.16089E-02
cas53	wcap-3269-39, 2692 fuel rods, 16 ag-in-cd rods,h2o ht=115.55		0.9999	0.0010	3.92248E-01
cas54	wcap-3269-39, 2209 fuel rods, 24 ag-in-cd rods,h2o ht=64.56 c		0.9992	0.0014	2.32561E-01
cas55	wcap-3269-39, 945 fuel rods, 16 ag-in-cd rods,h2o ht=89.75		0.9918	0.0010	1.25826E-01
cas56	4-18x18 array 5.0cm int.,polyethylene powder in box,30.16cm h		0.9892	0.0014	1.08875E-01
cas57	4-18x18 array 5.0cm int.,polyethylene balls in box,30.73cm h2		1.0036	0.0013	9.73983E-02
cas58	4-18x18 array 5.0cm int.,water in box,32.78cm h2o height		1.0108	0.0013	9.06123E-02
cas59	4-18x18 array 5.0cm int.,water without box,31.47cm h2o height		0.9955	0.0012	9.17513E-02

Hansen-Roach_Mixed_Oxide			k-eff	sigma	EALF
Case	Title				
cas60	epri .70inch pitch unborated plutonium		0.9963	0.0016	2.88863E-01
cas61	epri .70inch pitch borated plutonium		0.9978	0.0017	4.11172E-01
cas62	epri .87inch pitch unborated plutonium		1.0027	0.0012	8.54599E-02
cas63	epri .87inch pitch borated plutonium		1.0178	0.0013	1.32185E-01
cas64	epri .99inch pitch unborated plutonium		1.0079	0.0015	5.77115E-02
cas65	epri .99inch pitch borated plutonium		1.0237	0.0010	7.98822E-02
cas66	saxton puo2-uo2 critical exp. 0.52 inch pitch (wcap-3385-54)		0.9920	0.0013	4.66612E-01
cas67	saxton puo2-uo2 critical exp. 0.56 inch pitch (wcap-3385-54)		0.9882	0.0019	2.77775E-01
cas68	saxton puo2-uo2 critical exp. 0.56 inch pitch with boron (wca		0.9920	0.0017	3.37919E-01
cas69	saxton puo2-uo2 critical exp. 0.735 inch pitch (wcap-3385-54)		1.0008	0.0018	8.16982E-02
cas70	saxton puo2-uo2 critical exp. 0.792 inch pitch (wcap-3385-54)		1.0050	0.0018	6.52434E-02
cas71	saxton puo2-uo2 critical exp. 01.04 inch pitch (wcap-3385-54)		1.0148	0.0022	3.77593E-02
cas72	pnl4976 exp196 1174 uo2 & 583 mo2 rods to approx. 20,000 mwd/		0.9929	0.0015	2.80791E+00
cas73	exp.no 021(063) pitch=968 (fuel region = pin array + mix 500		0.9886	0.0012	4.79901E-01
cas74	exp.no 032(060) pitch=1.935(fuel region=pin array+mix 500 wit		1.0092	0.0017	4.26464E-02
cas75	exp.no 043(062) pitch=1.242(fuel region=pin array+mix 500 wit		0.9907	0.0013	1.35829E-01
cas76	exp.no 067 pitch=0.761 (fuel region = pin array + mix 500 wit		0.9860	0.0012	1.74172E+00
cas77	exp. no 68r pitch=1.537 (fuel region = pin array + mix 500 wi		0.9999	0.0017	6.98325E-02

Calculational Results

Appendix F

Hansen-Roach_Plutonium		k-eff	sigma	EALF
Case	Title			
1727_09	la-3067-msr table iia1, entry 13, water ref., metal, pu sphe	0.9989	0.0038	7.58773E+04
2109_20	benchmark 20, pu sphere with 25.4 cm concrete ref. h/pu=684.3	1.0103	0.0037	3.27775E-02
2109_21	benchmark 21, pu sphere with 10.16 cm concrete ref. h/pu=684.	1.0122	0.0040	3.15817E-02
2109_22	benchmark 22, pu sphere with 10.16 cm concrete ref. h/pu=496	1.0217	0.0034	3.96408E-02
2109_23	benchmark 23, pu sphere with cd shell & 10.16 cm concrete ref	1.0207	0.0037	4.42417E-02
2109_24	benchmark 24, pu sphere with cd shell & 32.00 cm water, h/pu=	1.0029	0.0038	3.82479E-02
2109_25	pu benchmark 25 from 2109, pu metal sphere reflected with nat	1.0105	0.0045	1.10321E+06
2110_02	benchmark#2 critical pu(no3)4solution, unreflected in a ss(ty	1.0057	0.0041	1.76977E-01
2110_04	sphere described by keno geometry	1.0080	0.0053	2.97914E-02
2110_05	rectangular parallepipeds of homogeneous pu(2.2)o2	1.0314	0.0052	2.66686E+01
2110_06	rectangular parallelipiped of pu(2.2)o2 reflected with 15cm p	1.0395	0.0059	3.28196E+00
2110_07	benchmark#7 semi-inf homogeneous critical solution of pu-239	1.0061	0.0038	4.57238E-02
2110_08	rectangular parallelipiped of puo2	1.0134	0.0039	9.58870E-01
2110_09	rectangular parallelipeds of puo2	1.0175	0.0044	3.87028E-01
2110_10	rectangular parallelipeds of puo2	1.0197	0.0046	3.71340E-01
2110_11	rectangular parallelipeds of puo2	1.0209	0.0044	3.73535E-01
2110_12	rectangular parallelipeds of puo2	1.0202	0.0043	3.70099E-01
2110_13	sphere described by keno geometry	0.9955	0.0044	1.21372E+06
2110_14	cylinder described by keno geometry	1.0006	0.0048	7.59820E-02
2110_15	rectangular parallelipeds of puo2-h20	1.0256	0.0052	2.34687E+05
2110_16	rectangular parallelipeds of puo2-h20	1.0452	0.0034	9.22063E+05
2110_17	rectangular parallelipeds of puo2-h20	1.0326	0.0036	1.42087E+03
2110_18	rectangular parallelipeds of puo2-h20	1.0433	0.0038	3.24817E+03
2110_19	rectangular parallelipeds of puo2-h20	1.0086	0.0032	3.99149E+03
2110_20	rectangular parallelipeds of puo2-h20	1.0339	0.0038	1.95737E+03
2110_21	rectangular parallelipeds of puo2-h20	1.0510	0.0037	1.53926E+03
2110_23	rectangular parallelipeds of puo2-polystyrene	1.0274	0.0057	1.59507E+03
2110_24	rectangular parallelipeds of puo2-polystyrene	1.0367	0.0033	7.07344E+01
2110_25	rectangular parallelipeds of puo2-polystyrene	1.0333	0.0036	6.23229E+01
2110_26	rectangular parallelipeds of puo2-polystyrene	1.0278	0.0034	4.93146E+01
2110_27	rectangular parallelipeds of puo2-polystyrene	1.0392	0.0032	4.15995E+01
2110_29	cylinder described by keno geometry	1.0257	0.0037	2.59491E-02
2110_30	sphere described by keno geometry	1.0112	0.0050	2.32226E-02
2110_32	sphere described by keno geometry	0.9986	0.0050	2.42950E-02
pumf001	read parameters	0.9962	0.0022	1.20071E+06
pumf002	pu-met-fast-002	1.0063	0.0023	1.20410E+06
pust004	case 1, kvpusolnspexp, 27gp, 26.27gpU/L, 0.54w/o240, h2oref1, 14i	1.0020	0.0020	2.43301E-02
pust009	case 3a, kvpusolnspexp, 27, 9.457gpU/L, 2.5w/o240, bare, 48in dia	1.0365	0.0011	1.71242E-02

Hansen-Roach_U-233		k-eff	sigma	EALF
Case	Title			
u233mf001	unreflected u233 sphere	1.0051	0.0021	9.96734E+05
u233mf002	case 1, 10 kg u233/heu sphere, ref u233-met-fast-002	1.0030	0.0021	9.42421E+05
u233mf002	case 2, 7.6 kg u233/heu sphere, ref u233-met-fast-002	1.0006	0.0020	9.73504E+05
u233mf003	case 1, 10 kg u233 sphere natural uranium reflector, ref u233	1.0000	0.0024	9.71277E+05
u233mf003	case 2, 7.6 kg u233 sphere natural uranium reflector, ref u23	1.0001	0.0020	9.70456E+05
u233mf004	case 1, 10 kg u233 sphere reflected by tungsten	0.9913	0.0019	8.87722E+05
u233mf005	case 1, 10 kg u233 sphere be reflector, ref u233-met-fast-xxx	1.0127	0.0023	8.42475E+05
u233mf006	u-233/nu sphere	0.9951	0.0025	9.62912E+05
u233st002	exp 4 simplified model	0.9930	0.0030	8.88939E-02
u233st002	exp 5 simplified model	0.9769	0.0029	6.63200E-02
u233st002	exp 8 simplified model	0.9977	0.0028	5.06006E-02
u233st002	exp 10 simplified model	0.9966	0.0029	3.99158E-02
u233st002	exp 11 simplified model	1.0029	0.0028	3.39182E-02
u233st002	exp 12 simplified model	0.9890	0.0031	2.98367E-02
u233st002	exp 14 simplified model	0.9814	0.0028	2.80096E-02
u233st002	exp 15 simplified model	0.9945	0.0026	2.53109E-02
u233st002	exp 17 simplified model	0.9837	0.0026	2.25552E-02
u233st002	exp 18 simplified model	0.9912	0.0028	2.17131E-02
u233st002	exp 19 simplified model	1.0078	0.0023	1.99151E-02
u233st002	exp 22 simplified model	0.9740	0.0031	1.47011E-01
u233st002	exp 24 simplified model	0.9733	0.0034	2.72694E-01
u233st002	exp 34 simplified model	0.9893	0.0034	6.96272E-02
u233st002	exp 35 simplified model	0.9978	0.0029	4.52550E-02
u233st002	exp 36 simplified model	0.9967	0.0028	2.84089E-02
u233st002	exp 38 simplified model	1.0044	0.0025	2.37650E-02
u233st004	exp 3 simplified model	0.9923	0.0033	8.79058E-02
u233st004	exp 6 simplified model	0.9927	0.0030	6.54092E-02
u233st004	exp 20 simplified model	0.9821	0.0035	1.46772E-01
u233st004	exp 25 simplified model	0.9684	0.0030	2.76581E-01
u233st004	exp 30 simplified model	0.9775	0.0033	2.13731E-01
u233st004	exp 27 simplified model	0.9897	0.0032	2.74376E-01
u233st004	exp 28 simplified model	0.9871	0.0032	2.11394E-01
u233st004	exp 33 simplified model	0.9923	0.0032	6.90990E-02

218-Group_High-Enriched_Uranium			k-eff	sigma	EALF
Case	Title				
cas04	keno-5 validation case a-2		1.0056	0.0021	8.57235E+05
cas05	keno-5 validation case a-3		0.9975	0.0019	2.11803E-02
cas07	keno-5 validation case a-5		1.0093	0.0025	1.49343E+03
cas08	keno-5 validation case a-6		0.9748	0.0026	2.46935E+05
cas09	keno-5 validation case a-7		1.0074	0.0019	8.04930E+05
cas10	keno-5 validation case a-8		1.0009	0.0026	4.48635E+03
cas11	keno-5 validation case a-9		0.9954	0.0023	1.34541E+04
cas12	keno-5 validation case b-1		0.9948	0.0025	9.43110E+05
cas14	keno-5 validation case b-11		1.0515	0.0026	3.51906E-01
cas15	keno-5 validation case b-12		0.9993	0.0022	4.27514E+04
cas19	keno-5 validation case b-16		1.0315	0.0041	4.43410E-01
cas22	keno-5 validation case b-2		1.0080	0.0024	9.35405E+05
cas23	keno-5 validation case b-3		0.9977	0.0022	9.39647E+05
cas24	keno-5 validation case b-4		0.9929	0.0021	9.49648E+05
cas25	keno-5 validation case b-5		1.0029	0.0023	9.39287E+05
cas26	keno-5 validation case b-6		0.9959	0.0022	8.36677E+03
cas27	keno-5 validation case b-7		1.0034	0.0023	6.66272E+03
cas28	keno-5 validation case b-8		1.0022	0.0025	6.19139E+04
cas30	93.2% uo2f2 3 in al slab 3x1x1 array 0 in sep room		1.0019	0.0032	3.68823E-02
cas31	93.2% uo2f2 3 in al slab 3x1x1 array 0 in sep h2o refl		0.9965	0.0030	3.39431E-02
cas32	93.2% uo2f2 3 in al slab 3x1x1 array 1 in sep room		0.9829	0.0028	3.71593E-02
cas33	93.2% uo2f2 3 in al slab 3x1x1 array 1 in sep h2o refl		0.9955	0.0030	3.13895E-02
cas34	93.2% uo2f2 3 in al slab 3x1x1 array 3 in sep room		0.9786	0.0034	3.75107E-02
cas35	93.2% uo2f2 3 in al slab 3x1x1 array 3 in sep h2o refl		0.9894	0.0028	3.07313E-02
cas36	93.2% uo2f2 3 in al slab 3x1x1 array 4.5 in sep room		0.9847	0.0029	3.76951E-02
cas37	93.2% uo2f2 3 in al slab 3x1x1 array 4.5 in sep h2o refl		0.9978	0.0028	3.07684E-02
cas38	93.2% uo2f2 3 in al slab 3x1x1 array 5.5 in sep room		0.9904	0.0029	3.75307E-02
cas39	93.2% uo2f2 3 in al slab 3x1x1 array 5.5 in sep h2o refl		0.9983	0.0027	3.10940E-02
cas40	93.2% uo2f2 3 in al slab 3x1x1 array 6 in sep room		0.9875	0.0030	3.77210E-02
cas41	93.2% uo2f2 3, 6 in al slabs 2x1x1 array 15 in sep		0.9862	0.0029	3.72357E-02
cas42	93.2% uo2f2 3, 6 in al slabs 2x1x1 array 2 in sep		0.9761	0.0031	3.70742E-02
cas43	93.2% uo2f2 3, 6 in al slabs 2x1x1 array 30 in sep		0.9808	0.0032	3.72255E-02
cas44	93.2% uo2f2 3, 6 in al slabs 2x1x1 array 48 in sep		0.9769	0.0028	3.70845E-02
cas45	93.2% uo2f2 3, 6, 3 in al slabs 3x1x1 array 0 in sep		0.9782	0.0031	3.70304E-02
cas46	93.2% uo2f2 3, 6, 3 in al slabs 3x1x1 array 10 in sep		0.9799	0.0034	3.75152E-02
cas47	93.2% uo2f2 3, 6, 3 in al slabs 3x1x1 array 20 in sep		0.9839	0.0032	3.73240E-02
cas48	93.2% uo2f2 3, 6, 3 in al slabs 3x1x1 array 32 in sep		0.9809	0.0034	3.73044E-02
cas49	93.2% uo2f2 6 & 3 in al slabs 2x1x1 array 12 in sep		0.9897	0.0029	3.73073E-02
cas50	93.2% uo2f2 6 & 3 in al slabs 2x1x1 array 18 in sep		0.9850	0.0029	3.74113E-02
cas51	93.2% uo2f2 6 & 3 in al slabs 2x1x1 array 30 in sep		0.9826	0.0030	3.73340E-02
cas52	93.2% uo2f2 6 & 3 in al slabs 2x1x1 array 6 in sep		0.9874	0.0027	3.73524E-02
cas53	93.2% uo2f2 6 in al slab 2x1x1 array 15 in sep		0.9847	0.0030	3.72580E-02
cas54	93.2% uo2f2 6 in al slab 2x1x1 array 2 in sep		0.9803	0.0036	3.71434E-02
cas55	93.2% uo2f2 6 in al slab 2x1x1 array 20 in sep		0.9870	0.0028	3.71939E-02
cas56	93.2% uo2f2 6 in al slab 2x1x1 array 30 in sep		0.9842	0.0029	3.70609E-02
cas57	93.2% uo2f2 6 in al slab 2x1x1 array 48 in sep		0.9820	0.0031	3.71613E-02
cas58	93.2% uo2f2 6 in al slab 2x1x1 array 6 in sep		0.9820	0.0025	3.74674E-02
cas59	93.2% uo2f2 6 in al slab 2x1x1 array 66 in sep		0.9845	0.0034	3.70261E-02
cas60	uo2(no3)2 279 g U/L 3x3x3 array unrefl. walls, tank, & floor		0.9893	0.0032	1.35560E-01
cas61	uo2(no3)2 279 g U/L 2x2x2 array unrefl. walls, tank, & floor		1.0094	0.0030	1.30203E-01
cas62	uo2(no3)2 415 g U/L 5x5x5 array unrefl. walls, tank, & floor		0.9989	0.0029	2.84541E-01
cas63	uo2(no3)2 415 g U/L 3x3x3 array unrefl. walls, tank, & floor		0.9990	0.0030	2.87533E-01
cas64	uo2(no3)2 415 g U/L 4x4x4 array unrefl. walls, floor, & tank		0.9940	0.0033	2.89598E-01
cas65	uo2(no3)2 415 g U/L 2x2x2 array unrefl. walls, floor, & tank		1.0054	0.0028	2.76754E-01
cas66	uo2(no3)2 415 g U/L 3x3x3 array 15.24 cm par. bot., 1.27 cm p		1.0036	0.0032	2.47625E-01
cas67	uo2(no3)2 415 g U/L 3x3x3 array 15.24 cm par. bot., 2.54 cm p		1.0111	0.0030	2.21864E-01
cas68	uo2(no3)2 415 g U/L 3x3x3 array 15.24 cm par. bot., 1.27 cm p		1.0076	0.0031	2.37434E-01
cas69	uo2(no3)2 415 g U/L 3x3x3 array 15.24 cm par 5 fc, plex 1 fc		1.0163	0.0035	1.80759E-01
cas70	uo2(no3)2 415 g U/L 3x3x3 array 15.24 cm par. bot., 3.81 cm p		1.0218	0.0029	1.94018E-01
cas71	uo2(no3)2 415 g U/L 3x3x3 array 15.24 cm par. bot., 7.62 cm p		1.0239	0.0029	1.83646E-01
cas72	uo2(no3)2 415 g U/L 3x3x3 array 1.27 cm plexiglass refl.		0.9943	0.0030	2.59663E-01
cas73	uo2(no3)2 415 g U/L 3x3x3 array 1.27 cm paraffin refl.		1.0048	0.0027	2.49685E-01
cas74	uo2(no3)2 415 g U/L 3x3x3 array 15.24 cm paraffin refl.		1.0184	0.0035	1.83359E-01
cas75	uo2(no3)2 415 g U/L 3x3x3 array 3.81 cm paraffin refl.		1.0215	0.0030	1.98010E-01
cas76	uo2(no3)2 415 g U/L 2x2x2 array 15.24 cm par. bot., 1.27 cm p		1.0097	0.0034	2.41320E-01
cas77	uo2(no3)2 415 g U/L 2x2x2 array 15.24 cm par. bot., 11.43 cm		1.0211	0.0031	1.81104E-01
cas78	uo2(no3)2 415 g U/L 2x2x2 array 15.24 cm par. bot., 15.24 cm		1.0233	0.0036	1.78291E-01
cas79	uo2(no3)2 415 g U/L 2x2x2 array 15.24 cm par. bot., 2.54 cm p		1.0134	0.0033	2.19405E-01
cas80	uo2(no3)2 415 g U/L 2x2x2 array 15.24 cm par. bot., 4.45 cm p		1.0167	0.0030	1.98364E-01
cas81	uo2(no3)2 415 g U/L 2x2x2 array 15.24 cm par. bot., 6.35 cm p		1.0219	0.0031	1.87721E-01
cas82	uo2(no3)2 415 g U/L 2x2x2 array 15.24 cm par. bot., 1.27 cm p		1.0147	0.0028	2.31556E-01
cas83	uo2(no3)2 415 g U/L 2x2x2 array 15.24 cm par. bot., 3.81 cm p		1.0145	0.0029	1.95659E-01
cas84	uo2(no3)2 415 g U/L 2x2x2 array 15.24 cm par. bot., 7.62 cm p		1.0143	0.0033	1.82143E-01
cas85	uo2(no3)2 415 g U/L 2x2x2 array 1.27 cm plexiglass refl.		1.0041	0.0031	2.56820E-01
cas86	uo2(no3)2 415 g U/L 2x2x2 array 1.27 cm paraffin refl.		1.0055	0.0033	2.46967E-01
cas87	uo2(no3)2 415 g U/L 2x2x2 array 15.24 cm paraffin refl.		1.0173	0.0029	1.78054E-01
cas88	uo2(no3)2 415 g U/L 2x2x2 array 3.81 cm paraffin refl.		1.0128	0.0029	1.97267E-01
cas89	uo2(no3)2 415 g U/L 2x2x2 array 7.62 cm paraffin refl.		1.0179	0.0029	1.83059E-01
cas90	uo2(no3)2 415 g U/L 3x3x3 array unrefl. 279 g U/L 5 cent. uni		0.9990	0.0031	2.34043E-01
cas91	uo2(no3)2 63.3 g U/L 3x3x3 array unrefl. walls, floor, & tank		1.0003	0.0030	3.02549E-02
jemima	disks - 15" diam plates 93.15 w% enriched stacked to 3.0258"		1.0028	0.0021	9.48314E+05
jemima	jemima - ~1/8" x 15" diam u(93.29) plates with 1/16" thk poly		0.9953	0.0025	1.23178E+05
jemima	jemima - ~1/8" thk 15" diam u(93.24) plates with 1/8" thk pol		1.0062	0.0022	1.91947E+04
jemima	jemima - ~1/8" thk 15" diam u(93.24) plates with 1/4" thk pol		0.9863	0.0023	1.90790E+03

Calculational Results

Appendix F

jemima	jemima - ~1/8" thk 15" diam u(93.24) plates with 1/2" thk pol	1.0124	0.0030	9.54148E+01
jemima	jemima - ~1/8" thk 15" diam u(93.24) plates with 1" thk poly,	1.0007	0.0032	7.97240E+00
jemima	jemima - ~1/8" x 15" dia u(93) with symetric 1-1/2" thk poly,	1.0054	0.0025	3.47882E+00
jemima	jemima - ~1/8" x 15" dia u(93) with symetric 2" thk poly, pg-	1.0024	0.0024	2.16156E+00
heumf001	read parameters	1.0055	0.0021	9.24612E+05
heumf004	water-reflected heu sphere on hollow plexiglas cylinder	1.0054	0.0020	3.14659E+04
heust001	case 1 heust001	1.0058	0.0022	6.18678E-02
heust001	case 2 heust001	1.0053	0.0029	2.38542E-01
heust001	case 3 heust001	1.0055	0.0025	6.07781E-02
heust001	case 4 heust001	1.0062	0.0029	2.55761E-01
heust001	case 5 heust001	1.0055	0.0019	2.94557E-02
heust001	case 6 heust001	1.0116	0.0023	3.07806E-02
heust001	case 7 heust001	1.0062	0.0024	5.83064E-02
heust001	case 8 heust001	1.0055	0.0030	6.17842E-02
heust001	case 9 heust001	1.0037	0.0025	2.55768E-01
heust001	case 10 heust001	0.9973	0.0023	3.20292E-02
heust007	case 1 , heust007	1.0141	0.0021	3.30667E-02
heust007	case 2 , heust007	1.0139	0.0023	2.31938E-01
heust007	case 3 , heust007	1.0111	0.0021	3.22024E-02
heust007	case 4 , heust007	1.0189	0.0022	2.02858E-01
heust007	case 5 , heust007	1.0102	0.0021	3.54239E-02
heust007	case 6 , heust007	1.0062	0.0025	2.36377E-01
heust007	case 7 , heust007	1.0096	0.0021	3.49131E-02
heust007	case 8 , heust007	1.0080	0.0019	2.32824E-01
heust007	case 9 , heust007	1.0101	0.0020	3.64053E-02
heust007	case 10 , heust007	1.0143	0.0019	3.77483E-02
heust007	case 11 , heust007	1.0077	0.0021	2.21192E-01
heust007	case 12 , heust007	1.0143	0.0021	3.62600E-02
heust007	case 13 , heust007	1.0138	0.0021	1.98880E-01
heust007	case 14 , heust007	1.0120	0.0026	2.04744E-01
heust007	case 15 , heust007	1.0105	0.0023	2.05797E-01
heust007	case 16 , heust007	1.0078	0.0021	2.21208E-01
heust007	case 17 , heust007	1.0089	0.0023	2.05418E-01
heust008	case 1 , heust008	0.9989	0.0019	3.06830E-02
heust008	case 2 , heust008	1.0046	0.0022	2.01218E-01
heust008	case 3 , heust008	0.9962	0.0021	2.98479E-02
heust008	case 4 , heust008	0.9990	0.0023	1.78648E-01
heust008	case 5 , heust008	0.9995	0.0019	3.06064E-02
heust008	case 6 , heust008	1.0024	0.0025	2.19197E-01
heust008	case 7 , heust008	1.0000	0.0020	3.00992E-02
heust008	case 8 , heust008	1.0066	0.0027	2.08335E-01
heust008	case 9 , heust008	1.0016	0.0021	3.05784E-02
heust008	case 10 , heust008	1.0016	0.0024	1.99162E-01
heust008	case 11 , heust008	0.9995	0.0019	2.92645E-02
heust008	case 12 , heust008	0.9979	0.0022	1.71894E-01
heust008	case 13 , heust008	1.0017	0.0024	1.96629E-01
heust008	case 14 , heust008	1.0035	0.0022	1.77598E-01
heust013	uranium aqueous 23 cm sphere #1	1.0001	0.0015	2.17462E-02
heust013	uranium aqueous 32 cm sphere #2	0.9969	0.0014	2.28882E-02
heust013	uranium aqueous 32 cm sphere #3	0.9941	0.0015	2.39695E-02
heust013	uranium aqueous 32 cm sphere #4	0.9937	0.0014	2.45661E-02

218-Group_Low-Enriched-Uranium		k-eff	sigma	EALF
Case	Title			
car01	rocky flats criticals nureg/cr-1071 experiment number 1 (27 g	1.0006	0.0022	3.94999E-01
car02	rocky flats criticals nureg/cr-1071 experiment number 2 (27 g	1.0005	0.0022	3.93085E-01
car03	rocky flats criticals nureg/cr-1071 experiment number 3 (27 g	0.9826	0.0020	1.42251E+00
car04	rocky flats criticals nureg/cr-1071 experiment number 13 (27	1.0075	0.0022	4.47478E-01
car06	rocky flats criticals nureg/cr-0674 experiment number ? (27 g	1.0015	0.0025	5.43776E+02
car07	rocky flats criticals nureg/cr-0674 experiment number ? (27 g	1.0006	0.0034	3.48957E+00
car08	rocky flats criticals nureg/cr-0674 experiment number ? (27 g	0.9920	0.0030	1.75924E+00
car09	rocky flats criticals nureg/cr-0674 experiment number 2 (27 g	1.0035	0.0032	1.76475E+00
car10	rocky flats criticals nureg/cr-0674 concrete reflected (27 gr	1.0020	0.0034	5.05230E+00
car11	rocky flats criticals nureg/cr-1653 experiment a (27 group)	0.9964	0.0025	3.42585E-01
car12	rocky flats criticals nureg/cr-1653 experiment b (27 group)	1.0061	0.0022	9.22813E-01
car14	rocky flats criticals nureg/cr-1653 experiment number ? (27 g	1.0036	0.0033	2.83742E+00
car15	rocky flats criticals nureg/cr-1653 experiment number ? (27 g	0.9923	0.0028	2.95204E+00
car16	rocky flats criticals nureg/cr-1653 experiment number ? (27 g	0.9995	0.0027	1.70924E+00
car17	rocky flats criticals nureg/cr-2500 experiment f (27 group)	0.9959	0.0024	5.88001E-01
car19	rocky flats criticals nureg/cr-2500 experiment number ? (27 g	0.9984	0.0022	3.79885E+00
car20	rocky flats criticals nureg/cr-2500 experiment number ? (27 g	0.9979	0.0025	3.71471E+00
cas04	british handbook of criticality safety u(1.42)f4 & paraffin (0.9791	0.0018	8.96750E-02
cas05	british handbook of criticality safety u(1.42)f4 & paraffin (0.9828	0.0019	8.96465E-02
cas06	british handbook of criticality safety u(1.42)f4 & paraffin (0.9800	0.0019	9.03933E-02
cas11	raffety and malhalczo u(2)f4-1 reflected (case 11)	0.9842	0.0023	1.57178E-01
cas12	raffety and malhalczo u(2)f4-1 unreflected (case 12)	0.9877	0.0023	1.89916E-01
cas13	raffety and malhalczo u(2)f4-2 reflected (case 13) no biasing	0.9902	0.0020	8.90524E-02
cas14	raffety and malhalczo u(2)f4-2 unreflected (case 14)	0.9862	0.0023	1.02992E-01
cas15	raffety and malhalczo u(2)f4-3 reflected (case 15)	0.9890	0.0021	6.21983E-02
cas16	raffety and malhalczo u(2)f4-4 reflected (case 16)	0.9912	0.0021	5.18809E-02
cas17	raffety and malhalczo u(2)f4-5 reflected (case 17)	0.9932	0.0020	4.38522E-02
cas18	raffety and malhalczo u(2)f4-5 unreflected (case 18)	0.9933	0.0021	4.66593E-02
cas19	raffety and malhalczo u(2)f4-6 reflected (case 19)	0.9846	0.0020	3.32038E-02
cas20	raffety and malhalczo u(2)f4-6 unreflected (case 20)	0.9842	0.0016	3.41368E-02
cas21	raffety and milhalczo u(3)f4-1 reflected (case 21) no bias	1.0028	0.0024	1.91295E-01

Appendix F

Calculational Results

cas22	raffety and malhalczo u(3)f4-1 reflected (case 22)	1.0001	0.0025	1.91734E-01
cas23	raffety and malhalczo u(3)f4-1 reflected (case 23)	1.0028	0.0026	1.92158E-01
cas24	raffety and malhalczo u(3)f4-1 reflected (case 24) no biasing	0.9998	0.0021	1.93289E-01
cas25	raffety and malhalczo u(3)f4-1 reflected (case 25)	1.0016	0.0023	1.91741E-01
cas26	raffety and malhalczo u(3)f4-1 unreflected (case 26)	1.0008	0.0029	2.66530E-01
cas27	raffety and malhalczo u(3)f4-1 unreflected (case 27)	1.0020	0.0023	2.64539E-01
cas28	raffety and malhalczo u(3)f4-1 unreflected (case 28)	1.0053	0.0022	2.65378E-01
cas29	raffety and malhalczo u(3)f4-2 reflected (cas29)	1.0040	0.0026	6.97213E-02
cas30	raffety and malhalczo u(3)f4-2 unreflected (case 30)	0.9996	0.0022	8.38485E-02
cas31	raffety and malhalczo u(3)f4-2 unreflected (case 31)	1.0103	0.0021	8.31691E-02
cas32	raffety and malhalczo u(3)f4-2 unreflected (case 32)	1.0033	0.0022	8.35523E-02
cas33	critical reflected cylinder of aqueous u(4.98)o2f2 (case 33)	1.0006	0.0023	4.02568E-02
cas34	critical reflected cylinder of aqueous u(4.98)o2f2 (case 34)	0.9981	0.0023	3.93348E-02
cas35	critical sphere of aqueous u(4.98)o2f2 (case 35)	1.0003	0.0026	3.90638E-02
cas36	critical cylinder of aqueous u(4.98)o2f2 (case 36)	0.9940	0.0022	3.98501E-02

218-Group_LWR_Lattices		k-eff	sigma	EALF
Case	Title			
cas01	exp#5, 8.39 cm h2o separating 3 20x16 arrays	0.9870	0.0021	7.31826E-02
cas02	exp#017, 5.05 cm h2o/boral separating 2 22x16 arrays and 1 20	0.9916	0.0011	7.57345E-02
cas03	exp#28, 6.88 cm h2o/ss separating 3 20x16 arrays	0.9906	0.0014	7.39831E-02
cas04	exp no. 14 8.58 cm h2o/ss separating 3 15x8 arrays	0.9930	0.0017	9.39196E-02
cas05	exp no. 23 7.28 cm h2o/cadmium separating 3 15x8 arrays	0.9962	0.0018	9.37279E-02
cas06	exp no. 31 6.72 cm h2o/boral separating 3 15x8 arrays	0.9919	0.0015	9.46590E-02
cas07	u refl. 1.956 cm from array, 14.11 cm h2o separating 3 19x1	0.9936	0.0017	1.34920E-01
cas08	pb refl. .660 cm from array, 13.72 cm h2o separating 3 19x16	0.9971	0.0014	7.52285E-02
cas09	no refl. 8.31cm h2o separating 19x16 arrays	0.9886	0.0014	7.31741E-02
cas10	uranium refl. 15.32cm h2o separating 12x8 arrays	0.9944	0.0019	2.28104E-01
cas11	lead refl. 20.78cm h2o separating 13x8 arrays	1.0021	0.0008	9.57944E-02
cas12	2.83cm and 3.60cm separating 4 11x14 arrays	0.9928	0.0016	2.71025E-01
cas13	2.83cm and 4.94cm separating 2 11x14 + 2 11x16 arrays	0.9939	0.0012	2.71469E-01
cas14	ss refl. 0.66 cm from array, 11.20 cm h2o separating 3 19x16	0.9938	0.0014	7.55889E-02
cas15	steel refl. 15.84cm h2o separating 3 12x16 arrays	0.9938	0.0018	2.45558E-01
cas16	steel refl. 9.83cm h2o separating 3 12x16 arrays w/borated	0.9924	0.0017	2.54566E-01
cas17	steel refl. 8.30cm h2o separating 3 12x16 arrays w/boral pl	0.9913	0.0018	2.61571E-01
cas18	steel refl. 8.94cm h2o separating 3 12x16 arrays w/cd plate	0.9920	0.0012	2.57808E-01
cas19	u refl 1.321 cm from array, 9.50 cm h2o sep. 23x18/2-20x18 ar	0.9846	0.0014	2.72838E-01
cas20	pb refl 0.660 cm from array, 10.11 cm h2o sep. 23x18/2-20x18	0.9955	0.0015	1.32471E-01
cas21	no refl infinite from array, 6.59 cm h2o sep. 23x18/2-20x18 a	0.9861	0.0017	1.26938E-01
cas22	uranium refl. 19.24cm h2o separating 12x16 arrays	0.9940	0.0016	4.29985E-01
cas23	lead refl. 18.18cm h2o separating 12x16 arrays	0.9979	0.0018	2.52231E-01
cas24	no refl. 12.91cm h2o separating 3 12x16 arrays	0.9931	0.0018	2.35292E-01
cas25	pnl-4267 exp. 173 40 x 8.92 array (357 total rods) boron = 0	0.9898	0.0012	2.38528E-01
cas26	pnl-4267 exp.177 40 x 30.92 array 1237 total rods) boron = 2.	0.9928	0.0014	5.33489E-01
cas27	pnl-4267 exp. 178 44 x 11.57array (509 total rods) boron = 0	0.9899	0.0014	4.57461E-01
cas28	pnl-4267 exp. 181 44 x 27.09 array (1192 total rods) boron =	0.9840	0.0013	1.05426E+00
cas29	pnl-4976 4.3-000-194 4.3u2 1.598cm-pitch	0.9894	0.0013	3.22852E+00
cas30	flux trap assembly no. 214r	0.9893	0.0016	3.13594E-01
cas31	flux trap assembly no. 214v3	0.9889	0.0012	3.14387E-01
cas32	baw-1231 core i 936 rods boron=1.152 g/l	0.9841	0.0011	6.42345E-01
cas33	baw-1231 core i 4904 rods boron=3.389 g/l	0.9853	0.0010	1.09035E+00
cas34	baw-1273 core xx 2.46 wt%u235 5137 rods	0.9813	0.0015	4.35169E-01
cas35	baw-1484-7 core iv exp 2282 2.46 wt%u235 9 assys 14x14 w/ 8	0.9861	0.0012	1.51773E-01
cas36	baw-1484-7 core ix exp 2321 2.46 wt%u235 9 assys 14x14	0.9873	0.0018	1.09533E-01
cas37	baw-1484-7 core xiii exp 2378 2.46 wt%u235 9 assys 14x14	0.9893	0.0016	1.57662E-01
cas38	baw-1484-7 core xxi exp 2420 2.46 wt%u235 9 assys 14x14	0.9821	0.0014	1.21402E-01
cas39	baw-1645-4 exp,mt=2452 triangular pitch=o.d. boron=435ppm	0.9826	0.0012	2.07517E+00
cas40	baw-1645-4 exp,mt=2485 pitch=o.d. boron=886ppm	0.9833	0.0015	1.25336E+00
cas41	baw-1645-4 exp,mt=2500 pitch=1.17*o.d. boron=1156ppm	0.9862	0.0014	3.49389E-01
cas42	baw-1810 core 12 - 4.02 & 2.46 w/o uo2 1899.3 ppm; no uo2-gd2	0.9880	0.0013	3.05712E-01
cas43	baw-1810 core 14 - 4.02 & 2.46 w/o uo2 1654 ppm; 28 uo2-gd2o3	0.9893	0.0013	2.82602E-01
cas44	baw-1810 core 16 - 4.02 & 2.46 w/o uo2 1579 ppm; 36 uo2-gd2o3	0.9868	0.0012	2.77284E-01
cas45	epri np-196 .615 inch pitch unborated uo2	0.9855	0.0017	2.09623E-01
cas46	epri np-196 .615 inch pitch borated uo2	0.9890	0.0016	2.62418E-01
cas47	epri np-196 .75 inch pitch unborated uo2	0.9916	0.0011	8.84393E-02
cas48	epri np-196 .75 inch pitch borated uo2	0.9920	0.0010	1.12055E-01
cas49	epri np-196 .87 inch pitch unborated uo2	0.9959	0.0014	6.29723E-02
cas50	epri np-196 .87 inch pitch borated uo2	0.9912	0.0013	7.14114E-02
cas51	saxton uo2 5.742 wt% u-235 critical exp. 0.56 inch pitch (wca	0.9898	0.0017	2.52263E-01
cas52	saxton uo2 5.742 wt% u-235 critical exp. 0.792inch pitch (wca	0.9950	0.0014	8.44485E-02
cas53	wcap-3269-39, 2692 fuel rods, 16 ag-in-cd rods,h2o ht=115.55	0.9887	0.0010	5.98311E-01
cas54	wcap-3269-39, 2209 fuel rods, 24 ag-in-cd rods,h2o ht=64.56 c	0.9891	0.0018	3.70456E-01
cas55	wcap-3269-39, 945 fuel rods, 16 ag-in-cd rods,h2o ht=89.75	0.9813	0.0012	2.11051E-01
cas56	4-18x18 array 5.0cm int.,polyethylene powder in box,30.16cm h	0.9918	0.0016	1.84824E-01
cas57	4-18x18 array 5.0cm int.,polyethylene balls in box,30.73cm h2	1.0017	0.0015	1.69951E-01
cas58	4-18x18 array 5.0cm int.,water in box,32.78cm h2o height	1.0042	0.0013	1.61607E-01
cas59	4-18x18 array 5.0cm int.,water without box,31.47cm h2o height	0.9900	0.0014	1.63096E-01

218-Group_Mixed_Oxide		k-eff	sigma	EALF
Case	Title			
cas60	epri .70inch pitch unborated plutonium	0.9885	0.0016	4.93211E-01
cas61	epri .70inch pitch borated plutonium	0.9903	0.0015	6.69112E-01
cas62	epri .87inch pitch unborated plutonium	0.9965	0.0012	1.57390E-01

Calculational Results

Appendix F

cas63	epri .87inch pitch borated plutonium	1.0016	0.0013	2.37628E-01
cas64	epri .99inch pitch unborated plutonium	1.0030	0.0021	1.12362E-01
cas65	epri .99inch pitch borated plutonium	1.0009	0.0011	1.50800E-01
cas66	saxton puo2-uo2 critical exp. 0.52 inch pitch (wcap-3385-54)	0.9932	0.0013	8.06082E-01
cas67	saxton puo2-uo2 critical exp. 0.56 inch pitch (wcap-3385-54)	0.9952	0.0020	4.83024E-01
cas68	saxton puo2-uo2 critical exp. 0.56 inch pitch with boron (wca	0.9956	0.0020	5.69167E-01
cas69	saxton puo2-uo2 critical exp. 0.735 inch pitch (wcap-3385-54)	1.0024	0.0019	1.59498E-01
cas70	saxton puo2-uo2 critical exp. 0.792 inch pitch (wcap-3385-54)	0.9996	0.0018	1.31846E-01
cas71	saxton puo2-uo2 critical exp. 01.04 inch pitch (wcap-3385-54)	0.9993	0.0020	8.44048E-02
cas72	pn14976 exp196 1174 uo2 & 583 mo2 rods to approx. 20,000 mwd/	0.9829	0.0015	3.90997E+00
cas73	exp.no 021(063) pitch=968 (fuel region = pin array + mix 500	1.0071	0.0013	8.09349E-01
cas74	exp.no 032(060) pitch=1.935(fuel region=pin array+mix 500 wit	1.0089	0.0018	9.73447E-02
cas75	exp.no 043(062) pitch=1.242(fuel region=pin array+mix 500 wit	1.0076	0.0013	2.53936E-01
cas76	exp.no 067 pitch=0.761 (fuel region = pin array + mix 500 wit	0.9998	0.0011	2.66626E+00
cas77	exp. no 68r pitch=1.537 (fuel region = pin array + mix 500 wi	1.0109	0.0017	1.43396E-01

218-Group_Plutonium				
Case	Title	k-eff	sigma	EALF
2109_20	benchmark 20, pu sphere with 25.4 cm concrete ref. h/pu=684.3	1.0231	0.0032	5.16629E-02
2109_21	benchmark 21, pu sphere with 10.16 cm concrete ref. h/pu=684.	1.0215	0.0037	4.98331E-02
2109_22	benchmark 22, pu sphere with 10.16 cm concrete ref. h/pu=496	1.0240	0.0034	6.17991E-02
2109_23	benchmark 23, pu sphere with cd shell & 10.16 cm concrete ref	1.0264	0.0037	6.86368E-02
2109_24	benchmark 24, pu sphere with cd shell & 32.00 cm water, h/pu=	1.0221	0.0038	5.87382E-02
2110_05	rectangular parallelepipeds of homogeneous pu(2.2)o2	1.0382	0.0054	3.02218E+01
2110_06	rectangular parallelepipeds of pu(2.2)o2 reflected with 15cm p	1.0348	0.0055	5.18024E+00
2110_07	benchmark#7 semi-inf homogeneous critical solution of pu-239	1.0179	0.0037	7.12103E-02
2110_08	rectangular parallelepipeds of puo2	1.0067	0.0052	1.48979E+00
2110_09	rectangular parallelepipeds of puo2	1.0212	0.0050	6.76814E-01
2110_10	rectangular parallelepipeds of puo2	1.0172	0.0045	6.65798E-01
2110_11	rectangular parallelepipeds of puo2	1.0166	0.0044	6.42817E-01
2110_12	rectangular parallelepipeds of puo2	1.0107	0.0053	6.36030E-01
2110_13	sphere described by keno geometry	0.9942	0.0035	1.22581E+06
2110_14	cylinder described by keno geometry	1.0080	0.0056	1.20783E-01
2110_15	rectangular parallelepipeds of puo2-h2o	1.0251	0.0042	2.46347E+05
2110_16	rectangular parallelepipeds of puo2-h2o	1.0344	0.0034	9.52307E+05
2110_17	rectangular parallelepipeds of puo2-h2o	1.0343	0.0038	1.70871E+03
2110_18	rectangular parallelepipeds of puo2-h2o	1.0462	0.0037	3.63834E+03
2110_19	rectangular parallelepipeds of puo2-h2o	1.0178	0.0034	4.32956E+03
2110_20	rectangular parallelepipeds of puo2-h2o	1.0252	0.0036	2.16310E+03
2110_21	rectangular parallelepipeds of puo2-h2o	1.0469	0.0043	1.77724E+03
2110_23	rectangular parallelepipeds of puo2-polystyrene	1.0211	0.0056	1.45852E+03
2110_24	rectangular parallelepipeds of puo2-polystyrene	1.0284	0.0032	9.12097E+01
2110_25	rectangular parallelepipeds of puo2-polystyrene	1.0330	0.0037	8.17618E+01
2110_26	rectangular parallelepipeds of puo2-polystyrene	1.0354	0.0036	6.53850E+01
2110_27	rectangular parallelepipeds of puo2-polystyrene	1.0313	0.0034	5.48046E+01
2110_29	cylinder described by keno geometry	1.0110	0.0035	4.22712E-02
pumf001	read parameters	0.9958	0.0020	1.18798E+06
pumf002	pu-met-fast-002	0.9993	0.0019	1.21724E+06
pust004	case 1,kvpusolnsphepx,27gp,26.27gpU/L, 0.54w/o240,h2oref1,14i	1.0094	0.0021	4.01972E-02
pust009	case 3a,kvpusolnsphepx,27,9.457gpU/L, 2.5w/o240,bare,48in dia	1.0192	0.0014	2.92598E-02

218-Group_U-233				
Case	Title	k-eff	sigma	EALF
u233mf001	unreflected u233 sphere	0.9632	0.0017	9.96415E+05
u233mf002	case 1, 10 kg u233/heu sphere, ref u233-met-fast-002	0.9758	0.0020	9.67456E+05
u233mf002	case 2, 7.6 kg u233/heu sphere, ref u233-met-fast-002	0.9700	0.0019	9.74693E+05
u233mf003	case 1, 10 kg u233 sphere natural uranium reflector, ref u233	0.9700	0.0019	9.60313E+05
u233mf003	case 2, 7.6 kg u233 sphere natural uranium reflector, ref u233	0.9727	0.0019	9.53695E+05
u233mf004	case 1, 10 kg u233 sphere reflected by tungsten	0.9711	0.0023	8.81734E+05
u233mf005	case 1, 10 kg u233 sphere be reflector, ref u233-met-fast-xxx	0.9765	0.0023	8.30195E+05
u233mf006	u-233/nu sphere	0.9771	0.0020	9.16551E+05
u233st002	exp 4 simplified model	1.0247	0.0035	1.36063E-01
u233st002	exp 5 simplified model	1.0011	0.0033	1.03111E-01
u233st002	exp 8 simplified model	1.0204	0.0033	7.89818E-02
u233st002	exp 10 simplified model	1.0169	0.0030	6.24587E-02
u233st002	exp 11 simplified model	1.0221	0.0027	5.37025E-02
u233st002	exp 12 simplified model	1.0079	0.0029	4.75664E-02
u233st002	exp 14 simplified model	0.9972	0.0028	4.45793E-02
u233st002	exp 15 simplified model	1.0055	0.0031	4.07691E-02
u233st002	exp 17 simplified model	0.9947	0.0027	3.61638E-02
u233st002	exp 18 simplified model	1.0114	0.0029	3.48580E-02
u233st002	exp 19 simplified model	1.0176	0.0024	3.21938E-02
u233st002	exp 22 simplified model	1.0097	0.0030	2.19634E-01
u233st002	exp 24 simplified model	1.0129	0.0030	4.00789E-01
u233st002	exp 34 simplified model	1.0158	0.0031	1.07339E-01
u233st002	exp 35 simplified model	1.0161	0.0026	7.11225E-02
u233st002	exp 36 simplified model	1.0188	0.0026	4.54736E-02
u233st002	exp 38 simplified model	1.0180	0.0026	3.81578E-02
u233st004	exp 3 simplified model	1.0164	0.0029	1.34418E-01
u233st004	exp 6 simplified model	1.0208	0.0030	1.00574E-01
u233st004	exp 20 simplified model	1.0198	0.0031	2.17961E-01
u233st004	exp 25 simplified model	1.0044	0.0033	4.06822E-01
u233st004	exp 30 simplified model	1.0086	0.0033	3.15473E-01
u233st004	exp 27 simplified model	1.0240	0.0035	4.03712E-01

Appendix F

Calculational Results

u233st004	exp 28	simplified model	1.0237	0.0031	3.10239E-01
u233st004	exp 33	simplified model	1.0273	0.0032	1.06955E-01

27-Group_High-Enriched_Uranium					
Case	Title	k-eff	sigma	EALF	
cas04	keno-5 validation case a-2	1.0012	0.0024	8.25177E+05	
cas05	keno-5 validation case a-3	1.0051	0.0016	2.12729E-02	
cas07	keno-5 validation case a-5	1.0088	0.0024	1.43238E+03	
cas08	keno-5 validation case a-6	1.0202	0.0026	1.59606E+05	
cas09	keno-5 validation case a-7	1.0132	0.0022	7.99182E+05	
cas10	keno-5 validation case a-8	1.0134	0.0024	4.39491E+03	
cas11	keno-5 validation case a-9	1.0052	0.0022	1.28208E+04	
cas12	keno-5 validation case b-1	0.9988	0.0024	9.06663E+05	
cas14	keno-5 validation case b-11	1.0545	0.0029	3.35277E-01	
cas15	keno-5 validation case b-12	1.0147	0.0023	3.90048E+04	
cas19	keno-5 validation case b-16	1.0287	0.0033	4.28583E-01	
cas22	keno-5 validation case b-2	1.0034	0.0024	9.07820E+05	
cas23	keno-5 validation case b-3	0.9999	0.0021	9.04580E+05	
cas24	keno-5 validation case b-4	0.9894	0.0024	9.11988E+05	
cas25	keno-5 validation case b-5	1.0033	0.0022	8.97214E+05	
cas26	keno-5 validation case b-6	1.0058	0.0027	8.11693E+03	
cas27	keno-5 validation case b-7	1.0053	0.0025	6.04371E+03	
cas28	keno-5 validation case b-8	1.0028	0.0023	5.80892E+04	
cas30	93.2% uo2f2 3 in al slab 3x1x1 array 0 in sep room	1.0055	0.0029	3.66423E-02	
cas31	93.2% uo2f2 3 in al slab 3x1x1 array 0 in sep h2o refl	0.9956	0.0032	3.37742E-02	
cas32	93.2% uo2f2 3 in al slab 3x1x1 array 1 in sep room	0.9875	0.0032	3.70072E-02	
cas33	93.2% uo2f2 3 in al slab 3x1x1 array 1 in sep h2o refl	0.9982	0.0033	3.12980E-02	
cas34	93.2% uo2f2 3 in al slab 3x1x1 array 3 in sep room	0.9842	0.0028	3.72751E-02	
cas35	93.2% uo2f2 3 in al slab 3x1x1 array 3 in sep h2o refl	0.9989	0.0026	3.04115E-02	
cas36	93.2% uo2f2 3 in al slab 3x1x1 array 4.5 in sep room	0.9866	0.0028	3.72423E-02	
cas37	93.2% uo2f2 3 in al slab 3x1x1 array 4.5 in sep h2o refl	1.0051	0.0026	3.07787E-02	
cas38	93.2% uo2f2 3 in al slab 3x1x1 array 5.5 in sep room	0.9890	0.0029	3.73485E-02	
cas39	93.2% uo2f2 3 in al slab 3x1x1 array 5.5 in sep h2o refl	1.0044	0.0027	3.08833E-02	
cas40	93.2% uo2f2 3 in al slab 3x1x1 array 6 in sep room	0.9963	0.0028	3.73356E-02	
cas41	93.2% uo2f2 3, 6 in al slabs 2x1x1 array 15 in sep	0.9776	0.0029	3.68925E-02	
cas42	93.2% uo2f2 3, 6 in al slabs 2x1x1 array 2 in sep	0.9779	0.0031	3.70629E-02	
cas43	93.2% uo2f2 3, 6 in al slabs 2x1x1 array 30 in sep	0.9779	0.0026	3.69950E-02	
cas44	93.2% uo2f2 3, 6 in al slabs 2x1x1 array 48 in sep	0.9774	0.0029	3.69031E-02	
cas45	93.2% uo2f2 3, 6, 3 in al slabs 3x1x1 array 0 in sep	0.9813	0.0029	3.67765E-02	
cas46	93.2% uo2f2 3, 6, 3 in al slabs 3x1x1 array 10 in sep	0.9761	0.0027	3.72860E-02	
cas47	93.2% uo2f2 3, 6, 3 in al slabs 3x1x1 array 20 in sep	0.9757	0.0030	3.71699E-02	
cas48	93.2% uo2f2 3, 6, 3 in al slabs 3x1x1 array 32 in sep	0.9756	0.0033	3.72024E-02	
cas49	93.2% uo2f2 6 & 3 in al slabs 2x1x1 array 12 in sep	0.9812	0.0028	3.70269E-02	
cas50	93.2% uo2f2 6 & 3 in al slabs 2x1x1 array 18 in sep	0.9827	0.0029	3.70684E-02	
cas51	93.2% uo2f2 6 & 3 in al slabs 2x1x1 array 30 in sep	0.9863	0.0026	3.70451E-02	
cas52	93.2% uo2f2 6 & 3 in al slabs 2x1x1 array 6 in sep	0.9849	0.0029	3.70524E-02	
cas53	93.2% uo2f2 6 in al slab 2x1x1 array 15 in sep	0.9877	0.0030	3.69003E-02	
cas54	93.2% uo2f2 6 in al slab 2x1x1 array 2 in sep	0.9788	0.0029	3.69552E-02	
cas55	93.2% uo2f2 6 in al slab 2x1x1 array 20 in sep	0.9833	0.0028	3.69450E-02	
cas56	93.2% uo2f2 6 in al slab 2x1x1 array 30 in sep	0.9871	0.0026	3.68452E-02	
cas57	93.2% uo2f2 6 in al slab 2x1x1 array 48 in sep	0.9827	0.0032	3.69738E-02	
cas58	93.2% uo2f2 6 in al slab 2x1x1 array 6 in sep	0.9831	0.0034	3.69268E-02	
cas59	93.2% uo2f2 6 in al slab 2x1x1 array 66 in sep	0.9844	0.0027	3.68209E-02	
cas60	uo2(no3)2 279 g U/L 3x3x3 array unrefl. walls, tank, & floor	1.0042	0.0028	1.31018E-01	
cas61	uo2(no3)2 279 g U/L 2x2x2 array unrefl. walls, tank, & floor	1.0034	0.0029	1.26948E-01	
cas62	uo2(no3)2 415 g U/L 5x5x5 array unrefl. walls, tank, & floor	0.9943	0.0030	2.73618E-01	
cas63	uo2(no3)2 415 g U/L 3x3x3 array unrefl. walls, tank, & floor	0.9956	0.0030	2.76888E-01	
cas64	uo2(no3)2 415 g U/L 4x4x4 array unrefl. walls, floor, & tank	0.9953	0.0033	2.78316E-01	
cas65	uo2(no3)2 415 g U/L 2x2x2 array unrefl. walls, floor, & tank	1.0015	0.0029	2.71382E-01	
cas66	uo2(no3)2 415 g U/L 3x3x3 array 15.24 cm par. bot., 1.27 cm p	1.0042	0.0029	2.39237E-01	
cas67	uo2(no3)2 415 g U/L 3x3x3 array 15.24 cm par. bot., 2.54 cm p	1.0163	0.0032	2.14582E-01	
cas68	uo2(no3)2 415 g U/L 3x3x3 array 15.24 cm par. bot., 1.27 cm p	1.0107	0.0028	2.29550E-01	
cas69	uo2(no3)2 415 g U/L 3x3x3 array 15.24 cm par 5 fc, plex 1 fc	1.0145	0.0030	1.76230E-01	
cas70	uo2(no3)2 415 g U/L 3x3x3 array 15.24 cm par. bot., 3.81 cm p	1.0260	0.0028	1.87077E-01	
cas71	uo2(no3)2 415 g U/L 3x3x3 array 15.24 cm par. bot., 7.62 cm p	1.0287	0.0031	1.77129E-01	
cas72	uo2(no3)2 415 g U/L 3x3x3 array 1.27 cm plexiglass refl.	1.0071	0.0028	2.49885E-01	
cas73	uo2(no3)2 415 g U/L 3x3x3 array 1.27 cm paraffin refl.	1.0094	0.0033	2.41178E-01	
cas74	uo2(no3)2 415 g U/L 3x3x3 array 15.24 cm paraffin refl.	1.0261	0.0028	1.75409E-01	
cas75	uo2(no3)2 415 g U/L 3x3x3 array 3.81 cm paraffin refl.	1.0203	0.0029	1.92302E-01	
cas76	uo2(no3)2 415 g U/L 2x2x2 array 15.24 cm par. bot., 1.27 cm p	1.0178	0.0026	2.31912E-01	
cas77	uo2(no3)2 415 g U/L 2x2x2 array 15.24 cm par. bot., 11.43 cm	1.0219	0.0029	1.76687E-01	
cas78	uo2(no3)2 415 g U/L 2x2x2 array 15.24 cm par. bot., 15.24 cm	1.0208	0.0032	1.73787E-01	
cas79	uo2(no3)2 415 g U/L 2x2x2 array 15.24 cm par. bot., 2.54 cm p	1.0164	0.0034	2.12739E-01	
cas80	uo2(no3)2 415 g U/L 2x2x2 array 15.24 cm par. bot., 4.45 cm p	1.0216	0.0029	1.91607E-01	
cas81	uo2(no3)2 415 g U/L 2x2x2 array 15.24 cm par. bot., 6.35 cm p	1.0214	0.0031	1.80898E-01	
cas82	uo2(no3)2 415 g U/L 2x2x2 array 15.24 cm par. bot., 1.27 cm p	1.0106	0.0033	2.27365E-01	
cas83	uo2(no3)2 415 g U/L 2x2x2 array 15.24 cm par. bot., 3.81 cm p	1.0136	0.0027	1.88998E-01	
cas84	uo2(no3)2 415 g U/L 2x2x2 array 15.24 cm par. bot., 7.62 cm p	1.0250	0.0029	1.76417E-01	
cas85	uo2(no3)2 415 g U/L 2x2x2 array 1.27 cm plexiglass refl.	1.0092	0.0031	2.46337E-01	
cas86	uo2(no3)2 415 g U/L 2x2x2 array 1.27 cm paraffin refl.	1.0117	0.0030	2.36859E-01	
cas87	uo2(no3)2 415 g U/L 2x2x2 array 15.24 cm paraffin refl.	1.0161	0.0030	1.75556E-01	
cas88	uo2(no3)2 415 g U/L 2x2x2 array 3.81 cm paraffin refl.	1.0203	0.0034	1.89939E-01	
cas89	uo2(no3)2 415 g U/L 2x2x2 array 7.62 cm paraffin refl.	1.0219	0.0031	2.22231E-01	
cas90	uo2(no3)2 415 g U/L 3x3x3 array unrefl. 279 g U/L 5 cent. uni	1.0017	0.0030	3.02231E-01	
cas91	uo2(no3)2 63.3 g U/L 3x3x3 array unrefl. walls, floor, & tank	1.0072	0.0033	2.33766E-02	
jemima	disks - 15" diam plates 93.15 w% enriched stacked to 3.0258"	0.9985	0.0021	9.11779E+05	

Calculational Results

Appendix F

jemima	jemima - ~1/8" x 15" diam u(93.29) plates with 1/16" thk poly	1.0029	0.0022	1.09798E+05
jemima	jemima - ~1/8" thk 15" diam u(93.24) plates with 1/8" thk pol	1.0076	0.0025	1.69595E+04
jemima	jemima - ~1/8" thk 15" diam u(93.24) plates with 1/4" thk pol	0.9939	0.0025	1.65789E+03
jemima	jemima - ~1/8" thk 15" diam u(93.24) plates with 1/2" thk pol	1.0168	0.0031	8.58453E+01
jemima	jemima - ~1/8" thk 15" diam u(93.24) plates with 1" thk poly,	1.0064	0.0028	7.27811E+00
jemima	jemima - ~1/8" x 15" dia u(93) with symeric 1-1/2" thk poly,	1.0187	0.0025	3.27479E+00
jemima	jemima - ~1/8" x 15" dia u(93) with symeric 2" thk poly, pg-	1.0074	0.0026	2.10161E+00
heumf001	read parameters	1.0043	0.0018	9.00065E+05
heumf004	water-reflected heu sphere on hollow plexiglas cylinder	1.0065	0.0018	2.94412E+04
heust001	case 1 heust001	1.0064	0.0021	6.08439E-02
heust001	case 2 heust001	1.0047	0.0026	2.31856E-01
heust001	case 3 heust001	1.0108	0.0023	5.97192E-02
heust001	case 4 heust001	1.0069	0.0029	2.49416E-01
heust001	case 5 heust001	1.0039	0.0019	2.95264E-02
heust001	case 6 heust001	1.0103	0.0021	3.06560E-02
heust001	case 7 heust001	1.0015	0.0024	5.74311E-02
heust001	case 8 heust001	1.0066	0.0026	6.10304E-02
heust001	case 9 heust001	1.0072	0.0025	2.48467E-01
heust001	case 10 heust001	0.9988	0.0022	3.18901E-02
heust007	case 1 , heust007	1.0148	0.0019	3.29526E-02
heust007	case 2 , heust007	1.0147	0.0024	2.23061E-01
heust007	case 3 , heust007	1.0125	0.0021	3.21306E-02
heust007	case 4 , heust007	1.0140	0.0025	1.96752E-01
heust007	case 5 , heust007	1.0113	0.0020	3.52662E-02
heust007	case 6 , heust007	1.0111	0.0024	2.27402E-01
heust007	case 7 , heust007	1.0077	0.0025	3.47670E-02
heust007	case 8 , heust007	1.0060	0.0025	2.25179E-01
heust007	case 9 , heust007	1.0110	0.0021	3.59785E-02
heust007	case 10 , heust007	1.0130	0.0019	3.74407E-02
heust007	case 11 , heust007	1.0124	0.0020	2.12040E-01
heust007	case 12 , heust007	1.0172	0.0020	3.59965E-02
heust007	case 13 , heust007	1.0178	0.0018	1.91280E-01
heust007	case 14 , heust007	1.0127	0.0022	1.97240E-01
heust007	case 15 , heust007	1.0131	0.0023	1.98894E-01
heust007	case 16 , heust007	1.0096	0.0021	2.13028E-01
heust007	case 17 , heust007	1.0147	0.0023	1.97778E-01
heust008	case 1 , heust008	0.9996	0.0023	3.07031E-02
heust008	case 2 , heust008	0.9988	0.0026	1.94851E-01
heust008	case 3 , heust008	1.0027	0.0018	2.96884E-02
heust008	case 4 , heust008	1.0006	0.0022	1.71674E-01
heust008	case 5 , heust008	1.0020	0.0018	3.04500E-02
heust008	case 6 , heust008	1.0061	0.0021	2.11288E-01
heust008	case 7 , heust008	1.0024	0.0021	2.99475E-02
heust008	case 8 , heust008	1.0040	0.0027	2.01170E-01
heust008	case 9 , heust008	1.0041	0.0019	3.04749E-02
heust008	case 10 , heust008	0.9981	0.0024	1.92482E-01
heust008	case 11 , heust008	1.0009	0.0019	2.93566E-02
heust008	case 12 , heust008	0.9937	0.0021	1.67395E-01
heust008	case 13 , heust008	1.0069	0.0023	1.90642E-01
heust008	case 14 , heust008	0.9974	0.0021	1.73162E-01
heust013	uranium aqueous 23 cm sphere #1	0.9979	0.0015	2.18895E-02
heust013	uranium aqueous 32 cm sphere #2	0.9973	0.0016	2.30049E-02
heust013	uranium aqueous 32 cm sphere #3	0.9911	0.0015	2.41103E-02
heust013	uranium aqueous 32 cm sphere #4	0.9934	0.0015	2.46565E-02

Case	Title	27-Group_Low-Enriched-Uranium	k-eff	sigma	EALF
car01	rocky flats criticals nureg/cr-1071 experiment number 1 (27 g	1.0045	0.0022	3.87554E-01	
car02	rocky flats criticals nureg/cr-1071 experiment number 2 (27 g	0.9999	0.0023	3.91219E-01	
car03	rocky flats criticals nureg/cr-1071 experiment number 3 (27 g	0.9936	0.0020	1.35941E+00	
car04	rocky flats criticals nureg/cr-1071 experiment number 13 (27	1.0158	0.0022	4.32465E-01	
car06	rocky flats criticals nureg/cr-0674 experiment number ? (27 g	1.0057	0.0040	4.55156E+02	
car07	rocky flats criticals nureg/cr-0674 experiment number ? (27 g	1.0081	0.0031	3.33012E+00	
car08	rocky flats criticals nureg/cr-0674 experiment number ? (27 g	1.0082	0.0033	1.58310E+00	
car09	rocky flats criticals nureg/cr-0674 experiment number 2 (27 g	0.9969	0.0027	1.71940E+00	
car10	rocky flats criticals nureg/cr-0674 concrete reflected (27 gr	1.0055	0.0032	4.74156E+00	
car11	rocky flats criticals nureg/cr-1653 experiment a (27 group)	1.0109	0.0021	3.28500E-01	
car12	rocky flats criticals nureg/cr-1653 experiment b (27 group)	1.0134	0.0025	8.64307E-01	
car14	rocky flats criticals nureg/cr-1653 experiment number ? (27 g	1.0036	0.0029	2.69715E+00	
car15	rocky flats criticals nureg/cr-1653 experiment number ? (27 g	1.0045	0.0029	2.69777E+00	
car16	rocky flats criticals nureg/cr-1653 experiment number ? (27 g	1.0078	0.0026	1.63458E+00	
car17	rocky flats criticals nureg/cr-2500 experiment f (27 group)	1.0075	0.0022	5.55228E-01	
car19	rocky flats criticals nureg/cr-2500 experiment number ? (27 g	1.0060	0.0023	3.27849E+00	
car20	rocky flats criticals nureg/cr-2500 experiment number ? (27 g	0.9958	0.0020	3.08323E+00	
cas04	british handbook of criticality safety u(1.42)f4 & paraffin (0.9855	0.0017	8.92388E-02	
cas05	british handbook of criticality safety u(1.42)f4 & paraffin (0.9866	0.0020	8.90776E-02	
cas06	british handbook of criticality safety u(1.42)f4 & paraffin (0.9879	0.0016	8.88506E-02	
cas11	raffety and malhalczo u(2)f4-1 reflected (case 11)	0.9932	0.0019	1.55228E-01	
cas12	raffety and malhalczo u(2)f4-1 unreflected (case12)	0.9948	0.0017	1.86181E-01	
cas13	raffety and malhalczo u(2)f4-2 reflected (case 13) no biasing	0.9978	0.0020	8.79297E-02	
cas14	raffety and malhalczo u(2)f4-2 unreflected (case 14)	0.9927	0.0019	1.01576E-01	
cas15	raffety and malhalczo u(2)f4-3 reflected (case 15)	0.9962	0.0019	6.15050E-02	
cas16	raffety and malhalczo u(2)f4-4 reflected (case 16)	0.9941	0.0018	5.17969E-02	
cas17	raffety and malhalczo u(2)f4-5 reflected (case 17)	0.9950	0.0018	4.38689E-02	
cas18	raffety and malhalczo u(2)f4-5 unreflected (case18)	0.9977	0.0017	4.62707E-02	
cas19	raffety and malhalczo u(2)f4-6 reflected (case 19)	0.9882	0.0015	3.33592E-02	

Appendix F

Calculational Results

cas20	raffety and malhalczo u(2)f4-6 unreflected (case20)	0.9873	0.0016	3.40929E-02
cas21	raffety and malhalczo u(3)f4-1 reflected (case 21) no bias	1.0139	0.0022	1.85045E-01
cas22	raffety and malhalczo u(3)f4-1 reflected (case 22)	1.0086	0.0026	1.86574E-01
cas23	raffety and malhalczo u(3)f4-1 reflected (case 23)	1.0087	0.0025	1.87329E-01
cas24	raffety and malhalczo u(3)f4-1 reflected (case 24) no biasing	1.0056	0.0021	1.86411E-01
cas25	raffety and malhalczo u(3)f4-1 reflected (case 25)	1.0064	0.0025	1.86497E-01
cas26	raffety and malhalczo u(3)f4-1 unreflected (case 26)	1.0089	0.0024	2.58533E-01
cas27	raffety and malhalczo u(3)f4-1 unreflected (case 27)	1.0080	0.0020	2.57356E-01
cas28	raffety and malhalczo u(3)f4-1 unreflected (case 28)	1.0083	0.0021	2.57319E-01
cas29	raffety and malhalczo u(3)f4-2 reflected (cas29)	1.0099	0.0022	6.94461E-02
cas30	raffety and malhalczo u(3)f4-2 unreflected (case 30)	1.0096	0.0024	8.17992E-02
cas31	raffety and malhalczo u(3)f4-2 unreflected (case 31)	1.0127	0.0025	8.18491E-02
cas32	raffety and malhalczo u(3)f4-2 unreflected (case 32)	1.0107	0.0025	8.23629E-02
cas33	critical reflected cylinder of aqueous u(4.98)o2f2 (case 33)	1.0031	0.0024	3.99815E-02
cas34	critical reflected cylinder of aqueous u(4.98)o2f2 (case 34)	0.9986	0.0023	3.90375E-02
cas35	critical sphere of aqueous u(4.98)o2f2 (case 35)	1.0017	0.0021	3.90282E-02
cas36	critical cylinder of aqueous u(4.98)o2f2 (case 36)	1.0013	0.0023	3.96570E-02

27-Group_LWR_Lattices

Case	Title	k-eff	sigma	EALF
cas01	exp#5, 8.39 cm h2o separating 3 20x16 arrays	0.9936	0.0015	7.32948E-02
cas02	exp#017, 5.05 cm h2o/boral separating 2 22x16 arrays and 1 20	0.9951	0.0012	7.49622E-02
cas03	exp#28, 6.88 cm h2o/ss separating 3 20x16 arrays	0.9954	0.0015	7.40122E-02
cas04	exp no. 14 8.58 cm h2o/ss separating 3 15x8 arrays	0.9950	0.0016	9.33947E-02
cas05	exp no. 23 7.28 cm h2o/cadmium separating 3 15x8 arrays	0.9949	0.0017	9.37307E-02
cas06	exp no. 31 6.72 cm h2o/boral separating 3 15x8 arrays	0.9958	0.0018	9.40061E-02
cas07	u refl. 1.956 cm from array, 14.11 cm h2o separating 3 19x1	0.9981	0.0015	1.35373E-01
cas08	pb refl. .660 cm from array, 13.72 cm h2o separating 3 19x16	0.9990	0.0014	7.48681E-02
cas09	no refl. 8.31cm h2o separating 19x16 arrays	0.9925	0.0015	7.30107E-02
cas10	uranium refl. 15.32cm h2o separating 12x8 arrays	1.0012	0.0018	2.26990E-01
cas11	lead refl. 20.78cm h2o separating 13x8 arrays	1.0067	0.0009	9.57487E-02
cas12	2.83cm and 3.60cm separating 4 11x14 arrays	0.9963	0.0020	2.61667E-01
cas13	2.83cm and 4.94cm separating 2 11x14 + 2 11x16 arrays	0.9980	0.0012	2.66483E-01
cas14	ss refl. 0.66 cm from array, 11.20 cm h2o separating 3 19x16	0.9964	0.0014	7.49206E-02
cas15	steel refl. 15.84cm h2o separating 3 12x16 arrays	1.0019	0.0017	2.40167E-01
cas16	steel refl. 9.83cm h2o separating 3 12x16 arrays w/borated	0.9974	0.0016	2.49256E-01
cas17	steel refl. 8.30cm h2o separating 3 12x16 arrays w/boral pl	0.9973	0.0016	2.54696E-01
cas18	steel refl. 8.94cm h2o separating 3 12x16 arrays w/cd plate	0.9988	0.0011	2.53015E-01
cas19	u refl 1.321 cm from array, 9.50 cm h2o sep. 23x18/2-20x18 ar	0.9920	0.0014	2.63682E-01
cas20	pb refl 0.660 cm from array, 10.11 cm h2o sep. 23x18/2-20x18	0.9954	0.0016	1.31238E-01
cas21	no refl infinite from array, 6.59 cm h2o sep. 23x18/2-20x18 a	0.9894	0.0017	1.24163E-01
cas22	uranium refl. 19.24cm h2o separating 12x16 arrays	0.9980	0.0018	4.21807E-01
cas23	lead refl. 18.18cm h2o separating 12x16 arrays	1.0010	0.0019	2.44825E-01
cas24	no refl. 12.91cm h2o separating 3 12x16 arrays	0.9928	0.0017	2.30886E-01
cas25	pnl-4267 exp. 173 40 x 8.92 array (357 total rods) boron = 0	0.9925	0.0014	2.30683E-01
cas26	pnl-4267 exp.177 40 x 30.92 array 1237 total rods) boron = 2.	0.9989	0.0014	5.20775E-01
cas27	pnl-4267 exp. 178 44 x 11.57array (509 total rods) boron = 0	0.9935	0.0011	4.41446E-01
cas28	pnl-4267 exp. 181 44 x 27.09 array (1192 total rods) boron =	0.9898	0.0013	1.00604E+00
cas29	pnl-4976 4.3-000-194 4.3*uo2 1.598cm-pitch	0.9963	0.0014	3.06248E+00
cas30	flux trap assembly no. 214r	0.9922	0.0015	3.08803E-01
cas31	flux trap assembly no. 214v3	0.9918	0.0012	3.07797E-01
cas32	baw-1231 core i 936 rods boron=1.152 g/l	0.9898	0.0011	6.15731E-01
cas33	baw-1231 core i 4904 rods boron=3.389 g/l	0.9904	0.0011	1.03030E+00
cas34	baw-1273 core xx 2.46 wt%u235 5137 rods	0.9903	0.0013	4.26890E-01
cas35	baw-1484-7 core iv exp 2282 2.46 wt%u235 9 assys 14x14 w/ 8	0.9900	0.0011	1.48972E-01
cas36	baw-1484-7 core ix exp 2321 2.46 wt%u235 9 assys 14x14	0.9879	0.0013	1.07245E-01
cas37	baw-1484-7 core xiii exp 2378 2.46 wt%u235 9 assys 14x14	0.9907	0.0014	1.52380E-01
cas38	baw-1484-7 core xxi exp 2420 2.46 wt%u235 9 assys 14x14	0.9859	0.0014	1.19936E-01
cas39	baw-1645-4 exp,mt=2452 triangular pitch=o.d. boron=435ppm	0.9871	0.0009	2.01240E+00
cas40	baw-1645-4 exp,mt=2485 pitch=o.d. boron=886ppm	0.9859	0.0015	1.21020E+00
cas41	baw-1645-4 exp,mt=2500 pitch=1.17*o.d. boron=1156ppm	0.9893	0.0014	3.39788E-01
cas42	baw-1810 core 12 - 4.02 & 2.46 w/o uo2 1899.3 ppm; no uo2-gd2	0.9942	0.0012	2.97288E-01
cas43	baw-1810 core 14 - 4.02 & 2.46 w/o uo2 1654 ppm; 28 uo2-gd2o3	0.9922	0.0012	2.76263E-01
cas44	baw-1810 core 16 - 4.02 & 2.46 w/o uo2 1579 ppm; 36 uo2-gd2o3	0.9913	0.0013	2.69143E-01
cas45	epri np-196 .615 inch pitch unborated uo2	0.9900	0.0014	2.05086E-01
cas46	epri np-196 .615 inch pitch borated uo2	0.9945	0.0015	2.53968E-01
cas47	epri np-196 .75 inch pitch unborated uo2	0.9941	0.0011	8.72283E-02
cas48	epri np-196 .75 inch pitch borated uo2	0.9959	0.0010	1.10618E-01
cas49	epri np-196 .87 inch pitch unborated uo2	0.9951	0.0014	6.30229E-02
cas50	epri np-196 .87 inch pitch borated uo2	0.9954	0.0012	7.14725E-02
cas51	saxton uo2 5.742 wt% u-235 critical exp. 0.56 inch pitch (wca	0.9943	0.0017	2.45481E-01
cas52	saxton uo2 5.742 wt% u-235 critical exp. 0.792inch pitch (wca	0.9980	0.0013	8.36359E-02
cas53	wcap-3269-39, 2692 fuel rods, 16 ag-in-cd rods,h2o ht=115.55	0.9975	0.0010	5.74663E-01
cas54	wcap-3269-39, 2209 fuel rods, 24 ag-in-cd rods,h2o ht=64.56 c	1.0001	0.0015	3.55053E-01
cas55	wcap-3269-39, 945 fuel rods, 16 ag-in-cd rods,h2o ht=89.75	0.9915	0.0012	2.02680E-01
cas56	4-18x18 array 5.0cm int.,polyethylene powder in box,30.16cm h	0.9982	0.0013	1.82579E-01
cas57	4-18x18 array 5.0cm int.,polyethylene balls in box,30.73cm h2	1.0048	0.0012	1.66669E-01
cas58	4-18x18 array 5.0cm int.,water in box,32.78cm h2o height	1.0069	0.0012	1.58953E-01
cas59	4-18x18 array 5.0cm int.,water without box,31.47cm h2o height	0.9929	0.0013	1.59847E-01

27-Group_Mixed_Oxide

Case	Title	k-eff	sigma	EALF
cas60	epri .70inch pitch unborated plutonium	0.9955	0.0015	4.85418E-01
cas61	epri .70inch pitch borated plutonium	0.9946	0.0015	6.59195E-01

Calculational Results

Appendix F

cas62	epri .87inch pitch unborated plutonium	1.0018	0.0011	1.58773E-01
cas63	epri .87inch pitch borated plutonium	1.0065	0.0016	2.37206E-01
cas64	epri .99inch pitch unborated plutonium	1.0071	0.0017	1.12977E-01
cas65	epri .99inch pitch borated plutonium	1.0044	0.0010	1.52939E-01
cas66	saxton puo2-uo2 critical exp. 0.52 inch pitch (wcap-3385-54)	0.9991	0.0012	7.89713E-01
cas67	saxton puo2-uo2 critical exp. 0.56 inch pitch (wcap-3385-54)	1.0028	0.0018	4.79583E-01
cas68	saxton puo2-uo2 critical exp. 0.56 inch pitch with boron (wca	1.0004	0.0019	5.65981E-01
cas69	saxton puo2-uo2 critical exp. 0.735 inch pitch (wcap-3385-54)	1.0040	0.0019	1.62447E-01
cas70	saxton puo2-uo2 critical exp. 0.792 inch pitch (wcap-3385-54)	1.0065	0.0017	1.32753E-01
cas71	saxton puo2-uo2 critical exp. 0.104 inch pitch (wcap-3385-54)	1.0052	0.0017	8.57241E-02
cas72	pnl4976 exp196 1174 uo2 & 583 mo2 rods to approx. 20,000 mwd/	0.9891	0.0014	3.75185E-00
cas73	exp.no 021(063) pitch=968 (fuel region = pin array + mix 500	1.0110	0.0011	7.83215E-01
cas74	exp.no 032(060) pitch=1.935(fuel region=pin array+mix 500 wit	1.0134	0.0020	9.81348E-02
cas75	exp.no 043(062) pitch=1.242(fuel region=pin array+mix 500 wit	1.0107	0.0013	2.56284E-01
cas76	exp.no 067 pitch=0.761 (fuel region = pin array + mix 500 wit	1.0037	0.0011	2.61938E+00
cas77	exp. no 68r pitch=1.537 (fuel region = pin array + mix 500 wi	1.0096	0.0018	1.44861E-01

27-Group_Plutonium				
Case	Title	k-eff	sigma	EALF
1727_09	la-3067-msr table iiaa1, entry 13, water ref., metal, pu sphe	1.0050	0.0036	7.37764E+04
2109_20	benchmark 20, pu sphere with 25.4 cm concrete ref. h/pu=684.3	1.0296	0.0033	5.29605E-02
2109_21	benchmark 21, pu sphere with 10.16 cm concrete ref. h/pu=684.	1.0261	0.0035	5.08546E-02
2109_22	benchmark 22, pu sphere with 10.16 cm concrete ref. h/pu=496	1.0310	0.0037	6.29458E-02
2109_23	benchmark 23, pu sphere with cd shell & 10.16 cm concrete ref	1.0217	0.0037	6.95508E-02
2109_24	benchmark 24, pu sphere with cd shell & 32.00 cm water, h/pu=	1.0265	0.0039	5.98424E-02
2109_25	pu benchmark 25 from 2109, pu metal sphere reflected with nat	1.0051	0.0043	1.06688E+06
2110_02	benchmark#2 critical pu(no3)4solution, unreflected in a ss(ty	1.0198	0.0038	2.72852E-01
2110_04	sphere described by keno geometry	1.0249	0.0055	4.92471E-02
2110_05	rectangular parallelipeds of homogeneous pu(2.2)o2	1.0507	0.0059	2.88407E+01
2110_06	rectangular parallelipiped of pu(2.2)o2 reflected with 15cm p	1.0378	0.0049	5.27143E+00
2110_07	benchmark#7 semi-inf homogeneous critical solution of pu-239	1.0184	0.0039	7.17644E-02
2110_08	rectangular parallelipiped of puo2	1.0367	0.0046	1.40745E+00
2110_09	rectangular parallelipeds of puo2	1.0292	0.0047	6.92776E-01
2110_10	rectangular parallelipeds of puo2	1.0228	0.0045	6.42973E-01
2110_11	rectangular parallelipeds of puo2	1.0256	0.0048	6.58349E-01
2110_12	rectangular parallelipeds of puo2	1.0233	0.0055	6.43369E-01
2110_13	sphere described by keno geometry	0.9985	0.0038	1.18711E+06
2110_14	cylinder described by keno geometry	1.0097	0.0056	1.20561E-01
2110_15	rectangular parallelipeds of puo2-h2o	1.0140	0.0045	2.27778E+05
2110_16	rectangular parallelipeds of puo2-h2o	1.0324	0.0037	8.93599E+03
2110_17	rectangular parallelipeds of puo2-h2o	1.0376	0.0036	1.64120E+05
2110_18	rectangular parallelipeds of puo2-h2o	1.0521	0.0034	3.65901E+03
2110_19	rectangular parallelipeds of puo2-h2o	1.0159	0.0032	4.26807E+03
2110_20	rectangular parallelipeds of puo2-h2o	1.0394	0.0033	2.20254E+03
2110_21	rectangular parallelipeds of puo2-h2o	1.0490	0.0035	1.72756E+03
2110_22	rectangular parallelipeds of puo2-polystyrene	1.0285	0.0048	1.30875E+03
2110_23	rectangular parallelipeds of puo2-polystyrene	1.0449	0.0036	8.36567E+01
2110_24	rectangular parallelipeds of puo2-polystyrene	1.0361	0.0031	7.60241E+01
2110_25	rectangular parallelipeds of puo2-polystyrene	1.0407	0.0036	6.03526E+01
2110_26	rectangular parallelipeds of puo2-polystyrene	1.0363	0.0038	5.03329E+01
2110_27	rectangular parallelipeds of puo2-polystyrene	1.0152	0.0033	4.35008E-02
2110_29	cylinder described by keno geometry	0.9961	0.0021	1.15483E+06
pumf001	read parameters	0.9980	0.0021	1.17833E+06
pumf002	pu-met-fast-002	1.0144	0.0020	4.16522E-02
pust004	case 1,kvpusolnsphepx,27gp,26.27gpU/L, 0.54w/o240,h2oref1,14i	1.0144	0.0020	4.16522E-02
pust009	case 3a,kvpusolnsphepx,27,9.457gpU/L, 2.5w/o240,bare,48in dia	1.0315	0.0014	3.08556E-02

27-Group_U-233				
Case	Title	k-eff	sigma	EALF
u233mf001	unreflected u233 sphere	0.9606	0.0022	9.53093E+05
u233mf002	case 1, 10 kg u233/heu sphere, ref u233-met-fast-002	0.9800	0.0019	9.20987E+05
u233mf002	case 2, 7.6 kg u233/heu sphere, ref u233-met-fast-002	0.9690	0.0018	9.34208E+05
u233mf003	case 1, 10 kg u233 sphere natural uranium reflector, ref u233	0.9720	0.0022	9.22547E+05
u233mf003	case 2, 7.6 kg u233 sphere natural uranium reflector, ref u23	0.9692	0.0018	9.15874E+05
u233mf004	case 1, 10 kg u233 sphere reflected by tungsten	0.9723	0.0023	8.38232E+05
u233mf005	case 1, 10 kg u233 sphere be reflector, ref u233-met-fast-xxx	0.9804	0.0018	7.55819E+05
u233mf006	u-233/nu sphere	0.9720	0.0020	9.05503E+05
u233st002	exp 4 simplified model	1.0280	0.0032	1.35803E-01
u233st002	exp 5 simplified model	1.0139	0.0029	1.03454E-01
u233st002	exp 8 simplified model	1.0228	0.0031	7.89827E-02
u233st002	exp 10 simplified model	1.0226	0.0028	6.30183E-02
u233st002	exp 11 simplified model	1.0257	0.0028	5.42097E-02
u233st002	exp 12 simplified model	1.0115	0.0029	4.79043E-02
u233st002	exp 14 simplified model	1.0016	0.0028	4.49952E-02
u233st002	exp 15 simplified model	1.0061	0.0029	4.11486E-02
u233st002	exp 17 simplified model	0.9979	0.0030	3.65743E-02
u233st002	exp 18 simplified model	1.0101	0.0025	3.51384E-02
u233st002	exp 19 simplified model	1.0192	0.0024	3.24831E-02
u233st002	exp 22 simplified model	1.0212	0.0033	2.21292E-01
u233st002	exp 24 simplified model	1.0177	0.0035	4.08451E-01
u233st002	exp 34 simplified model	1.0201	0.0030	1.07854E-01
u233st002	exp 35 simplified model	1.0245	0.0030	7.11163E-02
u233st002	exp 36 simplified model	1.0202	0.0028	4.58427E-02
u233st002	exp 38 simplified model	1.0172	0.0032	3.84771E-02
u233st004	exp 3 simplified model	1.0284	0.0035	1.35825E-01
u233st004	exp 6 simplified model	1.0273	0.0031	1.02251E-01

Appendix F

Computational Results

u233st004	exp 20	simplified model	1.0184	0.0030	2.19344E-01
u233st004	exp 25	simplified model	1.0095	0.0033	4.09481E-01
u233st004	exp 30	simplified model	1.0162	0.0031	3.16501E-01
u233st004	exp 27	simplified model	1.0330	0.0033	4.02504E-01
u233st004	exp 28	simplified model	1.0256	0.0033	3.16807E-01
u233st004	exp 33	simplified model	1.0244	0.0033	1.06962E-01

238-Group_High-Enriched_Uranium						
Case	Title			k-eff	sigma	EALF
cas04	keno-5	validation	case a-2	0.9929	0.0026	8.72602E+05
cas05	keno-5	validation	case a-3	1.0029	0.0022	3.19847E-02
cas07	keno-5	validation	case a-5	0.9985	0.0023	1.51839E+03
cas08	keno-5	validation	case a-6	0.9674	0.0021	2.55059E+05
cas09	keno-5	validation	case a-7	1.0059	0.0027	8.19004E+05
cas10	keno-5	validation	case a-8	1.0015	0.0022	4.60081E+03
cas11	keno-5	validation	case a-9	0.9903	0.0023	1.35781E+04
cas12	keno-5	validation	case b-1	0.9863	0.0023	9.57343E+05
cas14	keno-5	validation	case b-11	1.0401	0.0028	3.95126E-01
cas15	keno-5	validation	case b-12	0.9962	0.0022	3.83563E+04
cas19	keno-5	validation	case b-16	1.0271	0.0031	4.99861E-01
cas22	keno-5	validation	case b-2	0.9911	0.0028	9.56962E+05
cas23	keno-5	validation	case b-3	0.9908	0.0022	9.62937E+05
cas25	keno-5	validation	case b-5	0.9921	0.0023	9.52954E+05
cas26	keno-5	validation	case b-6	0.9953	0.0026	7.99033E+03
cas27	keno-5	validation	case b-7	0.9972	0.0023	6.70276E+03
cas28	keno-5	validation	case b-8	0.9995	0.0025	6.75293E+04
cas30	93.2%	uo2f2 3	in al slab 3x1x1 array 0 in sep room	0.9999	0.0030	5.16381E-02
cas32	93.2%	uo2f2 3	in al slab 3x1x1 array 1 in sep room	0.9797	0.0034	5.21406E-02
cas33	93.2%	uo2f2 3	in al slab 3x1x1 array 1 in sep h2o refl	1.0010	0.0026	4.45316E-02
cas34	93.2%	uo2f2 3	in al slab 3x1x1 array 3 in sep room	0.9800	0.0033	5.25296E-02
cas35	93.2%	uo2f2 3	in al slab 3x1x1 array 3 in sep h2o refl	0.9925	0.0029	4.35018E-02
cas36	93.2%	uo2f2 3	in al slab 3x1x1 array 4.5 in sep room	0.9870	0.0028	5.27040E-02
cas37	93.2%	uo2f2 3	in al slab 3x1x1 array 4.5 in sep h2o refl	0.9965	0.0026	4.38570E-02
cas38	93.2%	uo2f2 3	in al slab 3x1x1 array 5.5 in sep room	0.9869	0.0031	5.25612E-02
cas39	93.2%	uo2f2 3	in al slab 3x1x1 array 5.5 in sep h2o refl	1.0011	0.0029	4.39968E-02
cas40	93.2%	uo2f2 3	in al slab 3x1x1 array 6 in sep room	0.9880	0.0028	5.25405E-02
cas41	93.2%	uo2f2 3, 6	in al slabs 2x1x1 array 15 in sep	0.9680	0.0028	5.22359E-02
cas42	93.2%	uo2f2 3, 6	in al slabs 2x1x1 array 2 in sep	0.9797	0.0027	5.20680E-02
cas43	93.2%	uo2f2 3, 6	in al slabs 2x1x1 array 30 in sep	0.9799	0.0027	5.21397E-02
cas44	93.2%	uo2f2 3, 6	in al slabs 2x1x1 array 48 in sep	0.9774	0.0029	5.20884E-02
cas45	93.2%	uo2f2 3, 6, 3	in al slabs 3x1x1 array 0 in sep	0.9871	0.0031	5.18392E-02
cas46	93.2%	uo2f2 3, 6, 3	in al slabs 3x1x1 array 10 in sep	0.9755	0.0031	5.24709E-02
cas47	93.2%	uo2f2 3, 6, 3	in al slabs 3x1x1 array 20 in sep	0.9764	0.0031	5.22873E-02
cas48	93.2%	uo2f2 3, 6, 3	in al slabs 3x1x1 array 32 in sep	0.9753	0.0029	5.23936E-02
cas49	93.2%	uo2f2 6 & 3	in al slabs 2x1x1 array 12 in sep	0.9821	0.0031	5.23102E-02
cas50	93.2%	uo2f2 6 & 3	in al slabs 2x1x1 array 18 in sep	0.9779	0.0029	5.22187E-02
cas51	93.2%	uo2f2 6 & 3	in al slabs 2x1x1 array 30 in sep	0.9837	0.0033	5.21954E-02
cas52	93.2%	uo2f2 6 & 3	in al slabs 2x1x1 array 6 in sep	0.9843	0.0031	5.22766E-02
cas53	93.2%	uo2f2 6	in al slab 2x1x1 array 15 in sep	0.9878	0.0030	5.20851E-02
cas54	93.2%	uo2f2 6	in al slab 2x1x1 array 2 in sep	0.9762	0.0036	5.21981E-02
cas55	93.2%	uo2f2 6	in al slab 2x1x1 array 20 in sep	0.9855	0.0035	5.20153E-02
cas56	93.2%	uo2f2 6	in al slab 2x1x1 array 30 in sep	0.9827	0.0032	5.20723E-02
cas57	93.2%	uo2f2 6	in al slab 2x1x1 array 48 in sep	0.9792	0.0028	5.19591E-02
cas58	93.2%	uo2f2 6	in al slab 2x1x1 array 6 in sep	0.9750	0.0026	5.21925E-02
cas59	93.2%	uo2f2 6	in al slab 2x1x1 array 66 in sep	0.9765	0.0029	5.22049E-02
cas60	uo2(no3)2	279 g	U/L 3x3x3 array unrefl. walls, tank, & floor	0.9994	0.0036	1.63707E-01
cas61	uo2(no3)2	279 g	U/L 2x2x2 array unrefl. walls, tank, & floor	0.9982	0.0028	1.59976E-01
cas62	uo2(no3)2	415 g	U/L 5x5x5 array unrefl. walls, tank, & floor	0.9935	0.0029	3.27299E-01
cas63	uo2(no3)2	415 g	U/L 3x3x3 array unrefl. walls, tank, & floor	0.9907	0.0031	3.32000E-01
cas64	uo2(no3)2	415 g	U/L 4x4x4 array unrefl. walls, floor, & tank	0.9849	0.0027	3.32017E-01
cas65	uo2(no3)2	415 g	U/L 2x2x2 array unrefl. walls, floor, & tank	0.9943	0.0028	3.21700E-01
cas66	uo2(no3)2	415 g	U/L 3x3x3 array 15.24 cm par. bot., 1.27 cm p	0.9987	0.0031	2.85922E-01
cas67	uo2(no3)2	415 g	U/L 3x3x3 array 15.24 cm par. bot., 2.54 cm p	1.0057	0.0028	2.60094E-01
cas68	uo2(no3)2	415 g	U/L 3x3x3 array 15.24 cm par. bot., 1.27 cm p	1.0098	0.0030	2.74454E-01
cas69	uo2(no3)2	415 g	U/L 3x3x3 array 15.24 cm par 5 fc, plex 1 fc	1.0098	0.0031	2.13964E-01
cas70	uo2(no3)2	415 g	U/L 3x3x3 array 15.24 cm par. bot., 3.81 cm p	1.0136	0.0025	2.29726E-01
cas71	uo2(no3)2	415 g	U/L 3x3x3 array 15.24 cm par. bot., 7.62 cm p	1.0174	0.0028	2.16388E-01
cas72	uo2(no3)2	415 g	U/L 3x3x3 array 1.27 cm plexiglass refl.	0.9957	0.0029	3.01624E-01
cas73	uo2(no3)2	415 g	U/L 3x3x3 array 1.27 cm paraffin refl.	1.0079	0.0030	2.87622E-01
cas74	uo2(no3)2	415 g	U/L 3x3x3 array 15.24 cm paraffin refl.	1.0148	0.0033	2.14444E-01
cas75	uo2(no3)2	415 g	U/L 3x3x3 array 3.81 cm paraffin refl.	1.0185	0.0029	2.31371E-01
cas76	uo2(no3)2	415 g	U/L 2x2x2 array 15.24 cm par. bot., 1.27 cm p	1.0085	0.0034	2.79851E-01
cas77	uo2(no3)2	415 g	U/L 2x2x2 array 15.24 cm par. bot., 11.43 cm	1.0162	0.0035	2.09829E-01
cas78	uo2(no3)2	415 g	U/L 2x2x2 array 15.24 cm par. bot., 15.24 cm	1.0196	0.0034	2.10811E-01
cas79	uo2(no3)2	415 g	U/L 2x2x2 array 15.24 cm par. bot., 2.54 cm p	1.0061	0.0030	2.57502E-01
cas80	uo2(no3)2	415 g	U/L 2x2x2 array 15.24 cm par. bot., 4.45 cm p	1.0117	0.0030	2.32547E-01
cas81	uo2(no3)2	415 g	U/L 2x2x2 array 15.24 cm par. bot., 6.35 cm p	1.0169	0.0034	2.20610E-01
cas82	uo2(no3)2	415 g	U/L 2x2x2 array 15.24 cm par. bot., 1.27 cm p	1.0019	0.0035	2.71412E-01
cas83	uo2(no3)2	415 g	U/L 2x2x2 array 15.24 cm par. bot., 3.81 cm p	1.0133	0.0029	2.26284E-01
cas84	uo2(no3)2	415 g	U/L 2x2x2 array 15.24 cm par. bot., 7.62 cm p	1.0096	0.0029	2.13056E-01
cas85	uo2(no3)2	415 g	U/L 2x2x2 array 1.27 cm plexiglass refl.	1.0027	0.0032	2.93017E-01
cas86	uo2(no3)2	415 g	U/L 2x2x2 array 1.27 cm paraffin refl.	1.0006	0.0031	2.85736E-01
cas87	uo2(no3)2	415 g	U/L 2x2x2 array 15.24 cm paraffin refl.	1.0051	0.0030	2.10814E-01
cas88	uo2(no3)2	415 g	U/L 2x2x2 array 3.81 cm paraffin refl.	1.0143	0.0030	2.30669E-01
cas89	uo2(no3)2	415 g	U/L 2x2x2 array 7.62 cm paraffin refl.	1.0145	0.0032	2.14353E-01

Calculational Results

Appendix F

cas90	uo2(no3)2 415 g U/L 3x3x3 array unrefl. 279 g U/L 5 cent. uni	0.9988	0.0033	2.68293E-01
cas91	uo2(no3)2 63.3 g U/L 3x3x3 array unrefl. walls, floor, & tank	1.0047	0.0028	4.35694E-02
jemima	disks - 15" diam plates 93.15 w% enriched stacked to 3.0258"	0.9901	0.0023	9.54288E+05
jemima	jemima - ~1/8" x 15" diam u(93.29) plates with 1/16" thk poly	0.9856	0.0025	1.29348E+05
jemima	jemima - ~1/8" thk 15" diam u(93.24) plates with 1/8" thk pol	0.9907	0.0022	1.96389E+04
jemima	jemima - ~1/8" thk 15" diam u(93.24) plates with 1/4" thk pol	0.9795	0.0028	1.87563E+03
jemima	jemima - ~1/8" thk 15" diam u(93.24) plates with 1/2" thk pol	1.0033	0.0033	9.10357E+01
jemima	jemima - ~1/8" thk 15" diam u(93.24) plates with 1" thk poly,	0.9961	0.0029	7.84216E+00
jemima	jemima - ~1/8" x 15" dia u(93) with symetric 1-1/2" thk poly,	1.0126	0.0029	3.32451E+00
jemima	jemima - ~1/8" x 15" dia u(93) with symetric 2" thk poly, pg-	1.0030	0.0026	2.15208E+00
heumf001	godiva	0.9947	0.0017	9.46515E+05
heumf004	water-reflected heu sphere on hollow plexiglas cylinder	0.9949	0.0019	3.17230E+04
heust001	case 1 heust001	1.0034	0.0023	8.15659E-02
heust001	case 2 heust001	0.9965	0.0025	2.78903E-01
heust001	case 3 heust001	1.0004	0.0022	8.02241E-02
heust001	case 4 heust001	1.0015	0.0026	2.97525E-01
heust001	case 5 heust001	0.9991	0.0020	4.26179E-02
heust001	case 6 heust001	1.0037	0.0022	4.41837E-02
heust001	case 7 heust001	1.0023	0.0024	7.72749E-02
heust001	case 8 heust001	1.0041	0.0025	8.16412E-02
heust001	case 9 heust001	1.0010	0.0024	2.97578E-01
heust001	case 10 heust001	0.9947	0.0024	4.57878E-02
heust007	case 1, heust007	1.0103	0.0020	4.70221E-02
heust007	case 2, heust007	1.0127	0.0025	2.69161E-01
heust007	case 3, heust007	1.0152	0.0020	4.57855E-02
heust007	case 4, heust007	1.0156	0.0021	2.38054E-01
heust007	case 5, heust007	1.0092	0.0024	4.98972E-02
heust007	case 6, heust007	0.9990	0.0025	2.76414E-01
heust007	case 7, heust007	1.0077	0.0021	4.93724E-02
heust007	case 8, heust007	0.9985	0.0023	2.69885E-01
heust007	case 9, heust007	1.0098	0.0020	5.09965E-02
heust007	case 10, heust007	1.0190	0.0018	5.25449E-02
heust007	case 11, heust007	1.0068	0.0025	2.58842E-01
heust007	case 12, heust007	1.0168	0.0019	5.08038E-02
heust007	case 13, heust007	1.0133	0.0024	2.32334E-01
heust007	case 14, heust007	1.0109	0.0023	2.39805E-01
heust007	case 15, heust007	1.0066	0.0024	2.42767E-01
heust007	case 16, heust007	1.0075	0.0020	2.57196E-01
heust007	case 17, heust007	1.0122	0.0022	2.40834E-01
heust008	case 1, heust008	1.0030	0.0021	4.41151E-02
heust008	case 2, heust008	1.0001	0.0022	2.35278E-01
heust008	case 3, heust008	0.9982	0.0022	4.28655E-02
heust008	case 4, heust008	1.0045	0.0024	2.08457E-01
heust008	case 5, heust008	0.9954	0.0020	4.39679E-02
heust008	case 6, heust008	1.0040	0.0023	2.56841E-01
heust008	case 7, heust008	0.9994	0.0021	4.31425E-02
heust008	case 8, heust008	0.9942	0.0027	2.43907E-01
heust008	case 9, heust008	1.0026	0.0019	4.38698E-02
heust008	case 10, heust008	0.9961	0.0021	2.34092E-01
heust008	case 11, heust008	0.9993	0.0019	4.22503E-02
heust008	case 12, heust008	0.9941	0.0026	2.03867E-01
heust008	case 13, heust008	0.9952	0.0022	2.31398E-01
heust008	case 14, heust008	1.0003	0.0024	2.09187E-01
heust013	uranium aqueous 23 cm sphere #1	0.9975	0.0014	3.23536E-02
heust013	uranium aqueous 32 cm sphere #2	0.9996	0.0015	3.38035E-02
heust013	uranium aqueous 32 cm sphere #3	0.9973	0.0016	3.51838E-02
heust013	uranium aqueous 32 cm sphere #4	0.9949	0.0018	3.59196E-02

Case	Title	k-eff	sigma	EALF
car01	rocky flats criticals nureg/cr-1071 experiment number 1 (27 g	1.0120	0.0022	4.49065E-01
car02	rocky flats criticals nureg/cr-1071 experiment number 2 (27 g	1.0037	0.0024	4.62296E-01
car03	rocky flats criticals nureg/cr-1071 experiment number 3 (27 g	0.9906	0.0026	1.57168E+00
car04	rocky flats criticals nureg/cr-1071 experiment number 13 (27 g	1.0149	0.0022	5.12451E-01
car06	rocky flats criticals nureg/cr-0674 experiment number ? (27 g	0.9855	0.0031	4.07508E+02
car07	rocky flats criticals nureg/cr-0674 experiment number ? (27 g	0.9975	0.0029	4.02812E+00
car08	rocky flats criticals nureg/cr-0674 experiment number ? (27 g	0.9920	0.0035	2.13766E+00
car09	rocky flats criticals nureg/cr-0674 experiment number 2 (27 g	0.9961	0.0032	2.07664E+00
car10	rocky flats criticals nureg/cr-0674 concrete reflected (27 gr	0.9994	0.0033	5.80807E+00
car11	rocky flats criticals nureg/cr-1653 experiment a (27 group)	1.0089	0.0027	3.98382E-01
car12	rocky flats criticals nureg/cr-1653 experiment b (27 group)	1.0185	0.0024	1.01915E+00
car14	rocky flats criticals nureg/cr-1653 experiment number ? (27 g	0.9960	0.0031	3.19301E+00
car15	rocky flats criticals nureg/cr-1653 experiment number ? (27 g	1.0022	0.0026	3.19702E+00
car16	rocky flats criticals nureg/cr-1653 experiment number ? (27 g	1.0022	0.0029	2.02756E+00
car17	rocky flats criticals nureg/cr-2500 experiment f (27 group)	1.0029	0.0025	6.84178E-01
car19	rocky flats criticals nureg/cr-2500 experiment number ? (27 g	0.9979	0.0023	3.88138E+00
car20	rocky flats criticals nureg/cr-2500 experiment number ? (27 g	0.9941	0.0028	3.55597E+00
cas04	british handbook of criticality safety u(1.42)f4 & paraffin (0.9888	0.0020	1.23327E-01
cas05	british handbook of criticality safety u(1.42)f4 & paraffin (0.9933	0.0021	1.22794E-01
cas06	british handbook of criticality safety u(1.42)f4 & paraffin (0.9875	0.0021	1.23536E-01
cas11	raffety and malhalczo u(2)f4-1 reflected (case 11)	1.0009	0.0025	2.03221E-01
cas12	raffety and malhalczo u(2)f4-1 unreflected (case12)	0.9964	0.0025	2.45621E-01
cas13	raffety and malhalczo u(2)f4-2 unreflected (case 13) no biasing	1.0057	0.0023	1.19077E-01
cas14	raffety and malhalczo u(2)f4-2 unreflected (case 14)	1.0011	0.0021	1.37058E-01
cas15	raffety and malhalczo u(2)f4-3 reflected (case 15)	0.9975	0.0022	8.68601E-02
cas16	raffety and malhalczo u(2)f4-4 reflected (case 16)	0.9988	0.0021	7.31192E-02

Appendix F

Calculational Results

cas17	raffety and malhalczo u(2)f4-5 reflected (case 17)	0.9990	0.0021	6.32955E-02
cas18	raffety and malhalczo u(2)f4-5 unreflected (case18)	0.9942	0.0024	6.68026E-02
cas19	raffety and malhalczo u(2)f4-6 reflected (case 19)	0.9897	0.0019	4.89725E-02
cas20	raffety and malhalczo u(2)f4-6 unreflected (case20)	0.9938	0.0019	4.99469E-02
cas21	raffety and malhalczo u(3)f4-1 reflected (case 21) no bias	1.0179	0.0024	2.40291E-01
cas22	raffety and malhalczo u(3)f4-1 reflected (case 22)	1.0127	0.0026	2.42018E-01
cas23	raffety and malhalczo u(3)f4-1 reflected (case 23)	1.0123	0.0025	2.40792E-01
cas24	raffety and malhalczo u(3)f4-1 reflected (case 24) no biasing	1.0133	0.0022	2.41798E-01
cas25	raffety and malhalczo u(3)f4-1 reflected (case 25)	1.0142	0.0026	2.38868E-01
cas26	raffety and malhalczo u(3)f4-1 unreflected (case 26)	1.0169	0.0024	3.24076E-01
cas27	raffety and malhalczo u(3)f4-1 unreflected (case 27)	1.0107	0.0028	3.28492E-01
cas28	raffety and malhalczo u(3)f4-1 unreflected (case 28)	1.0121	0.0024	3.27693E-01
cas29	raffety and malhalczo u(3)f4-2 reflected (case29)	1.0129	0.0026	9.54956E-02
cas30	raffety and malhalczo u(3)f4-2 unreflected (case 30)	1.0121	0.0022	1.12435E-01
cas31	raffety and malhalczo u(3)f4-2 unreflected (case 31)	1.0126	0.0029	1.12253E-01
cas32	raffety and malhalczo u(3)f4-2 unreflected (case 32)	1.0108	0.0026	1.12948E-01
cas33	critical reflected cylinder of aqueous u(4.98)o2f2 (case 33)	0.9993	0.0024	5.65883E-02
cas34	critical reflected cylinder of aqueous u(4.98)o2f2 (case 34)	1.0024	0.0022	5.58962E-02
cas35	critical sphere of aqueous u(4.98)o2f2 (case 35)	1.0023	0.0023	5.59508E-02
cas36	critical cylinder of aqueous u(4.98)o2f2 (case 36)	0.9966	0.0027	5.64167E-02

Case	Title	k-eff	sigma	EALF
cas01	exp#5, 8.39 cm h2o separating 3 20x16 arrays	0.9935	0.0019	9.72779E-02
cas02	exp#017, 5.05 cm h2o/boral separating 2 22x16 arrays and 1 20	0.9963	0.0011	9.99550E-02
cas03	exp#28, 6.88 cm h2o/ss separating 3 20x16 arrays	0.9949	0.0017	9.74634E-02
cas04	exp no. 14 8.58 cm h2o/ss separating 3 15x8 arrays	0.9980	0.0018	1.15539E-01
cas05	exp no. 23 7.28 cm h2o/cadmium separating 3 15x8 arrays	0.9975	0.0018	1.15129E-01
cas06	exp no. 31 6.72 cm h2o/boral separating 3 15x8 arrays	0.9975	0.0017	1.16097E-01
cas07	u refl. 1.956 cm from array, 14.11 cm h2o separating 3 19x1	0.9970	0.0015	1.75684E-01
cas08	pb refl. .660 cm from array, 13.72 cm h2o separating 3 19x16	1.0033	0.0014	9.81849E-02
cas09	no refl. 8.31cm h2o separating 19x16 arrays	0.9929	0.0018	9.63093E-02
cas10	uranium refl. 15.32cm h2o separating 12x8 arrays	1.0007	0.0015	2.76143E-01
cas11	lead refl. 20.78cm h2o separating 13x8 arrays	1.0085	0.0009	1.17492E-01
cas12	2.83cm and 3.60cm separating 4 11x14 arrays	1.0006	0.0018	3.15834E-01
cas13	2.83cm and 4.94cm separating 2 11x14 + 2 11x16 arrays	0.9979	0.0014	3.22608E-01
cas14	ss refl. 0.66 cm from array, 11.20 cm h2o separating 3 19x16	0.9988	0.0017	9.94491E-02
cas15	steel refl. 15.84cm h2o separating 3 12x16 arrays	0.9994	0.0018	2.91242E-01
cas16	steel refl. 9.83cm h2o separating 3 12x16 arrays w/borated	0.9988	0.0019	3.01840E-01
cas17	steel refl. 8.30cm h2o separating 3 12x16 arrays w/boral pl	0.9983	0.0017	3.08394E-01
cas18	steel refl. 8.94cm h2o separating 3 12x16 arrays w/cd plate	0.9971	0.0014	3.05121E-01
cas19	u refl 1.321 cm from array, 9.50 cm h2o sep. 23x18/2-20x18 ar	0.9913	0.0014	3.45496E-01
cas20	pb refl 0.660 cm from array, 10.11 cm h2o sep. 23x18/2-20x18	0.9990	0.0016	1.70965E-01
cas21	no refl infinite from array, 6.59 cm h2o sep. 23x18/2-20x18 a	0.9862	0.0016	1.63154E-01
cas22	uranium refl. 19.24cm h2o separating 12x16 arrays	0.9955	0.0018	5.13386E-01
cas23	lead refl. 18.18cm h2o separating 12x16 arrays	1.0014	0.0018	2.96916E-01
cas24	no refl. 12.91cm h2o separating 3 12x16 arrays	0.9968	0.0017	2.81792E-01
cas25	pnl-4267 exp. 173 40 x 8.92 array (357 total rods) boron = 0	0.9927	0.0013	2.81114E-01
cas26	pnl-4267 exp.177 40 x 30.92 array 1237 total rods) boron = 2.	0.9992	0.0014	6.05174E-01
cas27	pnl-4267 exp. 178 44 x 11.57array (509 total rods) boron = 0	0.9944	0.0012	5.26820E-01
cas28	pnl-4267 exp. 181 44 x 27.09 array (1192 total rods) boron =	0.9932	0.0017	1.16687E+00
cas29	pnl-4976 4.3-000-194 4.3*uo2 1.598cm-pitch	0.9983	0.0015	3.50327E+00
cas30	flux trap assembly no. 214r	0.9940	0.0016	3.70966E-01
cas31	flux trap assembly no. 214v3	0.9950	0.0012	3.71058E-01
cas32	baw-1231 core i 936 rods boron=1.152 g/l	0.9902	0.0012	7.41684E-01
cas33	baw-1231 core i 4904 rods boron=3.389 g/l	0.9925	0.0010	1.20418E+00
cas34	baw-1273 core xx 2.46 wt%u235 5137 rods	0.9877	0.0014	5.39135E-01
cas35	baw-1484-7 core iv exp 2282 2.46 wt%u235 9 assys 14x14 w/ 8	0.9917	0.0011	1.91459E-01
cas36	baw-1484-7 core ix exp 2321 2.46 wt%u235 9 assys 14x14	0.9918	0.0015	1.40568E-01
cas37	baw-1484-7 core xiii exp 2378 2.46 wt%u235 9 assys 14x14	0.9971	0.0016	1.96163E-01
cas38	baw-1484-7 core xxi exp 2420 2.46 wt%u235 9 assys 14x14	0.9902	0.0016	1.56510E-01
cas39	baw-1645-4 exp,mt=2452 triangular pitch=o.d. boron=435ppm	0.9980	0.0011	2.32818E+00
cas40	baw-1645-4 exp,mt=2485 pitch=o.d. boron=886ppm	0.9956	0.0013	1.43103E+00
cas41	baw-1645-4 exp,mt=2500 pitch=1.17*o.d. boron=1156ppm	0.9953	0.0013	4.21402E-01
cas42	baw-1810 core 12 - 4.02 & 2.46 w/o uo2 1899.3 ppm; no uo2-gd2	0.9951	0.0014	3.59815E-01
cas43	baw-1810 core 14 - 4.02 & 2.46 w/o uo2 1654 ppm; 28 uo2-gd2o3	0.9973	0.0012	3.40863E-01
cas44	baw-1810 core 16 - 4.02 & 2.46 w/o uo2 1579 ppm; 36 uo2-gd2o3	0.9946	0.0014	3.35341E-01
cas45	epri np-196 .615 inch pitch unborated uo2	0.9915	0.0015	2.62708E-01
cas46	epri np-196 .615 inch pitch borated uo2	0.9959	0.0015	3.24378E-01
cas47	epri np-196 .75 inch pitch unborated uo2	0.9952	0.0011	1.15987E-01
cas48	epri np-196 .75 inch pitch borated uo2	0.9971	0.0010	1.43469E-01
cas49	epri np-196 .87 inch pitch unborated uo2	0.9975	0.0015	8.38792E-02
cas50	epri np-196 .87 inch pitch borated uo2	0.9986	0.0014	9.43365E-02
cas51	saxton uo2 5.742 wt% u-235 critical exp. 0.56 inch pitch (wca	0.9928	0.0019	2.94992E-01
cas52	saxton uo2 5.742 wt% u-235 critical exp. 0.792inch pitch (wca	0.9970	0.0011	1.03491E-01
cas53	wcap-3269-39, 2692 fuel rods, 16 ag-in-cd rods,h2o ht=115.55	0.9967	0.0012	7.02891E-01
cas54	wcap-3269-39, 2209 fuel rods, 24 ag-in-cd rods,h2o ht=64.56 c	0.9969	0.0018	4.35257E-01
cas55	wcap-3269-39, 945 fuel rods, 16 ag-in-cd rods,h2o ht=89.75	0.9922	0.0011	2.59930E-01
cas56	4-18x18 array 5.0cm int.,polyethylene powder in box,30.16cm h	0.9955	0.0014	2.28675E-01
cas57	4-18x18 array 5.0cm int.,polyethylene balls in box,30.73cm h2	1.0081	0.0012	2.07415E-01
cas58	4-18x18 array 5.0cm int.,water in box,32.78cm h2o height	1.0089	0.0014	1.98793E-01
cas59	4-18x18 array 5.0cm int.,water without box,31.47cm h2o height	0.9937	0.0013	1.97221E-01

Calculational Results

Appendix F

238-Group_Mixed_Oxide				
Case	Title	k-eff	sigma	EALF
cas60	epri .70inch pitch unborated plutonium	0.9950	0.0016	5.79362E-01
cas61	epri .70inch pitch borated plutonium	0.9937	0.0014	7.73542E-01
cas62	epri .87inch pitch unborated plutonium	0.9996	0.0012	1.92595E-01
cas63	epri .87inch pitch borated plutonium	1.0065	0.0013	2.80882E-01
cas64	epri .99inch pitch unborated plutonium	1.0058	0.0017	1.36046E-01
cas65	epri .99inch pitch borated plutonium	1.0043	0.0011	1.83063E-01
cas66	saxton puo2-uo2 critical exp. 0.52 inch pitch (wcap-3385-54)	0.9940	0.0013	9.08366E-01
cas67	saxton puo2-uo2 critical exp. 0.56 inch pitch (wcap-3385-54)	0.9958	0.0020	5.56103E-01
cas68	saxton puo2-uo2 critical exp. 0.56 inch pitch with boron (wca	0.9994	0.0017	6.52494E-01
cas69	saxton puo2-uo2 critical exp. 0.735 inch pitch (wcap-3385-54)	1.0002	0.0019	1.87434E-01
cas70	saxton puo2-uo2 critical exp. 0.792 inch pitch (wcap-3385-54)	0.9985	0.0021	1.55424E-01
cas71	saxton puo2-uo2 critical exp. 01.04 inch pitch (wcap-3385-54)	1.0041	0.0017	1.00630E-01
cas72	pn14976 exp196 1174 uo2 & 583 mo2 rods to approx. 20,000 mwd/	0.9907	0.0016	4.33548E+00
cas73	exp.no 021(063) pitch=968 (fuel region = pin array + mix 500	1.0010	0.0013	8.87803E-01
cas74	exp.no 032(060) pitch=1.935(fuel region=pin array+mix 500 wit	1.0093	0.0018	1.13573E-01
cas75	exp.no 043(062) pitch=1.242(fuel region=pin array+mix 500 wit	1.0010	0.0012	2.89041E-01
cas76	exp.no 067 pitch=0.761 (fuel region = pin array + mix 500 wit	0.9954	0.0012	2.90946E+00
cas77	exp. no 68r pitch=1.537 (fuel region = pin array + mix 500 wi	1.0009	0.0020	1.64627E-01

238-Group_Plutonium				
Case	Title	k-eff	sigma	EALF
1727_09	la-3067-msr table iial, entry 13, water ref., metal, pu sphe	0.9941	0.0037	8.74593E+04
2109_20	benchmark 20, pu sphere with 25.4 cm concrete ref. h/pu=684.3	1.0248	0.0033	6.68450E-02
2109_21	benchmark 21, pu sphere with 10.16 cm concrete ref. h/pu=684.	1.0303	0.0030	6.47639E-02
2109_22	benchmark 22, pu sphere with 10.16 cm concrete ref. h/pu=496	1.0284	0.0040	7.80916E-02
2109_23	benchmark 23, pu sphere with cd shell & 10.16 cm concrete ref	1.0207	0.0037	8.61406E-02
2109_24	benchmark 24, pu sphere with cd shell & 32.00 cm water, h/pu=	1.0093	0.0045	7.55822E-02
2109_25	pu benchmark 25 from 2109, pu metal sphere reflected with nat	1.0099	0.0046	1.09881E+06
2110_02	benchmark#2 critical pu(no3)4solution, unreflected in a ss(ty	0.9982	0.0042	3.14377E-01
2110_04	sphere described by keno geometry	1.0106	0.0054	6.25452E-02
2110_05	rectangular parallepipeds of homogeneous pu(2.2)o2	1.0215	0.0055	3.25438E+01
2110_06	rectangular parallepipeds of pu(2.2)o2 reflected with 15cm p	1.0324	0.0062	5.75456E+00
2110_07	benchmark#7 semi-inf homogeneous critical solution of pu-239	1.0156	0.0042	8.90235E-02
2110_08	rectangular parallepipeds of puo2	0.9965	0.0045	1.61025E+00
2110_09	rectangular parallepipeds of puo2	1.0129	0.0045	7.49517E-01
2110_10	rectangular parallepipeds of puo2	1.0060	0.0044	7.15587E-01
2110_11	rectangular parallepipeds of puo2	1.0122	0.0052	6.92043E-01
2110_12	rectangular parallepipeds of puo2	1.0138	0.0049	7.04008E-01
2110_13	sphere described by keno geometry	0.9893	0.0038	1.26282E+06
2110_14	cylinder described by keno geometry	1.0160	0.0054	1.42869E-01
2110_15	rectangular parallepipeds of puo2-h20	0.9892	0.0047	2.76979E+05
2110_16	rectangular parallepipeds of puo2-h20	1.0306	0.0036	1.01504E+06
2110_17	rectangular parallepipeds of puo2-h20	1.0177	0.0033	1.81528E+03
2110_18	rectangular parallepipeds of puo2-h20	1.0359	0.0035	4.02615E+03
2110_19	rectangular parallepipeds of puo2-h20	1.0036	0.0035	4.90390E+03
2110_20	rectangular parallepipeds of puo2-h20	1.0272	0.0036	2.52214E+03
2110_21	rectangular parallepipeds of puo2-h20	1.0326	0.0033	2.06263E+03
2110_23	rectangular parallepipeds of puo2-polystyrene	1.0071	0.0045	1.67868E+03
2110_24	rectangular parallepipeds of puo2-polystyrene	1.0263	0.0030	9.63733E+01
2110_25	rectangular parallepipeds of puo2-polystyrene	1.0213	0.0034	8.13644E+01
2110_26	rectangular parallepipeds of puo2-polystyrene	1.0214	0.0032	6.68965E+01
2110_27	rectangular parallepipeds of puo2-polystyrene	1.0267	0.0036	5.85304E+01
2110_29	cylinder described by keno geometry	1.0045	0.0042	5.66907E-02
pumf001	read parameters	0.9948	0.0022	1.24211E+06
pumf002	pu-met-fast-002	0.9970	0.0021	1.26133E+06
pust004	case 1, kvpusolnsphexp, 27gp, 26.27gpU/L, 0.54w/o240, h2orefl, 14i	1.0106	0.0016	5.33603E-02
pust009	case 3a, kvpusolnsphexp, 27, 9.457gpU/L, 2.5w/o240, bare, 48in dia	1.0252	0.0014	4.06586E-02

238-Group_U-233				
Case	Title	k-eff	sigma	EALF
u233mf001	unreflected u233 sphere	0.9949	0.0021	1.12624E+06
u233mf002	case 1, 10 kg u233/heu sphere, ref u233-met-fast-002	1.0009	0.0018	1.07140E+06
u233mf002	case 2, 7.6 kg u233/heu sphere, ref u233-met-fast-002	0.9968	0.0019	1.09184E+06
u233mf003	case 1, 10 kg u233 sphere natural uranium reflector, ref u233	0.9973	0.0019	1.08439E+06
u233mf003	case 2, 7.6 kg u233 sphere natural uranium reflector, ref u23	0.9944	0.0021	1.06831E+06
u233mf004	case 1, 10 kg u233 sphere reflected by tungsten	1.0034	0.0021	9.72986E+05
u233mf005	case 1, 10 kg u233 sphere be reflector, ref u233-met-fast-xxx	0.9990	0.0017	9.45442E+05
u233mf006	u-233/nu sphere	0.9999	0.0018	1.00260E+06
u233st002	exp 4 simplified model	1.0073	0.0029	1.65051E-01
u233st002	exp 5 simplified model	0.9880	0.0030	1.27540E-01
u233st002	exp 8 simplified model	1.0075	0.0030	9.98798E-02
u233st002	exp 10 simplified model	0.9968	0.0030	8.20234E-02
u233st002	exp 11 simplified model	1.0062	0.0028	7.17533E-02
u233st002	exp 12 simplified model	0.9895	0.0026	6.41775E-02
u233st002	exp 14 simplified model	0.9790	0.0028	6.07490E-02
u233st002	exp 15 simplified model	0.9948	0.0029	5.59668E-02
u233st002	exp 17 simplified model	0.9857	0.0025	5.05877E-02
u233st002	exp 18 simplified model	0.9958	0.0026	4.89457E-02
u233st002	exp 19 simplified model	1.0082	0.0024	4.56554E-02
u233st002	exp 22 simplified model	0.9939	0.0031	2.54080E-01

Appendix F

Calculational Results

u233st002	exp 24	simplified model	0.9892	0.0035	4.53345E-01
u233st002	exp 34	simplified model	0.9974	0.0032	1.34044E-01
u233st002	exp 35	simplified model	1.0059	0.0030	9.20007E-02
u233st002	exp 36	simplified model	1.0074	0.0030	6.16613E-02
u233st002	exp 38	simplified model	1.0005	0.0025	5.32661E-02
u233st004	exp 3	simplified model	1.0034	0.0037	1.61695E-01
u233st004	exp 6	simplified model	1.0009	0.0031	1.26983E-01
u233st004	exp 20	simplified model	0.9963	0.0034	2.56595E-01
u233st004	exp 25	simplified model	0.9835	0.0034	4.49624E-01
u233st004	exp 30	simplified model	0.9965	0.0036	3.59591E-01
u233st004	exp 27	simplified model	1.0032	0.0032	4.52504E-01
u233st004	exp 28	simplified model	0.9970	0.0031	3.55180E-01
u233st004	exp 33	simplified model	0.9992	0.0029	1.31412E-01

44-Group_High-Enriched_Uranium			k-eff	sigma	EALF
Case	Title				
cas04	keno-5	validation case a-2	0.9961	0.0022	8.27402E+05
cas05	keno-5	validation case a-3	1.0028	0.0021	3.03857E-02
cas07	keno-5	validation case a-5	1.0055	0.0021	1.43512E+03
cas08	keno-5	validation case a-6	0.9626	0.0021	2.56420E+05
cas09	keno-5	validation case a-7	0.9965	0.0025	8.02787E+05
cas10	keno-5	validation case a-8	1.0102	0.0025	4.68810E+03
cas11	keno-5	validation case a-9	0.9915	0.0023	1.29666E+04
cas12	keno-5	validation case b-1	0.9969	0.0024	9.11484E+05
cas14	keno-5	validation case b-11	1.0541	0.0028	3.83565E-01
cas15	keno-5	validation case b-12	0.9978	0.0022	3.97055E+04
cas19	keno-5	validation case b-16	1.0293	0.0035	4.91972E-01
cas22	keno-5	validation case b-2	0.9957	0.0023	9.12139E+05
cas23	keno-5	validation case b-3	0.9904	0.0022	9.20083E+05
cas25	keno-5	validation case b-5	1.0015	0.0023	9.16032E+05
cas26	keno-5	validation case b-6	1.0039	0.0026	8.46295E+03
cas27	keno-5	validation case b-7	0.9992	0.0022	6.65054E+03
cas28	keno-5	validation case b-8	0.9991	0.0028	6.33665E+04
cas30	93.2%	uo2f2 3 in al slab 3x1x1 array 0 in sep room	1.0008	0.0029	4.95825E-02
cas31	93.2%	uo2f2 3 in al slab 3x1x1 array 0 in sep h2o refl	0.9976	0.0027	4.59142E-02
cas32	93.2%	uo2f2 3 in al slab 3x1x1 array 1 in sep room	0.9778	0.0029	5.02354E-02
cas33	93.2%	uo2f2 3 in al slab 3x1x1 array 1 in sep h2o refl	0.9993	0.0028	4.26149E-02
cas34	93.2%	uo2f2 3 in al slab 3x1x1 array 3 in sep room	0.9792	0.0030	5.06065E-02
cas35	93.2%	uo2f2 3 in al slab 3x1x1 array 3 in sep h2o refl	0.9980	0.0025	4.16554E-02
cas36	93.2%	uo2f2 3 in al slab 3x1x1 array 4.5 in sep room	0.9848	0.0030	5.03493E-02
cas37	93.2%	uo2f2 3 in al slab 3x1x1 array 4.5 in sep h2o refl	0.9986	0.0023	4.20791E-02
cas38	93.2%	uo2f2 3 in al slab 3x1x1 array 5.5 in sep room	0.9893	0.0028	5.04825E-02
cas39	93.2%	uo2f2 3 in al slab 3x1x1 array 5.5 in sep h2o refl	1.0079	0.0028	4.22311E-02
cas40	93.2%	uo2f2 3 in al slab 3x1x1 array 6 in sep room	0.9868	0.0027	5.06559E-02
cas41	93.2%	uo2f2 3, 6 in al slabs 2x1x1 array 15 in sep	0.9769	0.0030	5.00974E-02
cas42	93.2%	uo2f2 3, 6 in al slabs 2x1x1 array 2 in sep	0.9774	0.0028	5.01126E-02
cas43	93.2%	uo2f2 3, 6 in al slabs 2x1x1 array 30 in sep	0.9725	0.0029	5.01940E-02
cas44	93.2%	uo2f2 3, 6 in al slabs 2x1x1 array 48 in sep	0.9789	0.0033	4.99943E-02
cas45	93.2%	uo2f2 3, 6, 3 in al slabs 3x1x1 array 0 in sep	0.9812	0.0029	4.97176E-02
cas46	93.2%	uo2f2 3, 6, 3 in al slabs 3x1x1 array 10 in sep	0.9722	0.0034	5.05098E-02
cas47	93.2%	uo2f2 3, 6, 3 in al slabs 3x1x1 array 20 in sep	0.9740	0.0028	5.02911E-02
cas48	93.2%	uo2f2 3, 6, 3 in al slabs 3x1x1 array 32 in sep	0.9720	0.0031	5.03027E-02
cas49	93.2%	uo2f2 6 & 3 in al slabs 2x1x1 array 12 in sep	0.9780	0.0034	5.03063E-02
cas50	93.2%	uo2f2 6 & 3 in al slabs 2x1x1 array 18 in sep	0.9806	0.0034	5.03061E-02
cas51	93.2%	uo2f2 6 & 3 in al slabs 2x1x1 array 30 in sep	0.9825	0.0028	5.01101E-02
cas52	93.2%	uo2f2 6 & 3 in al slabs 2x1x1 array 6 in sep	0.9824	0.0030	5.00571E-02
cas53	93.2%	uo2f2 6 in al slab 2x1x1 array 15 in sep	0.9842	0.0030	5.01835E-02
cas54	93.2%	uo2f2 6 in al slab 2x1x1 array 2 in sep	0.9772	0.0026	5.02553E-02
cas55	93.2%	uo2f2 6 in al slab 2x1x1 array 20 in sep	0.9791	0.0027	4.99922E-02
cas56	93.2%	uo2f2 6 in al slab 2x1x1 array 30 in sep	0.9831	0.0027	4.99471E-02
cas57	93.2%	uo2f2 6 in al slab 2x1x1 array 48 in sep	0.9815	0.0026	5.00679E-02
cas58	93.2%	uo2f2 6 in al slab 2x1x1 array 6 in sep	0.9696	0.0037	5.04142E-02
cas59	93.2%	uo2f2 6 in al slab 2x1x1 array 66 in sep	0.9839	0.0032	4.98814E-02
cas60	uo2(no3)2	279 g U/L 3x3x3 array unrefl. walls, tank, & floor	0.9971	0.0030	1.61543E-01
cas61	uo2(no3)2	279 g U/L 2x2x2 array unrefl. walls, tank, & floor	1.0052	0.0027	1.56140E-01
cas62	uo2(no3)2	415 g U/L 5x5x5 array unrefl. walls, tank, & floor	0.9898	0.0033	3.23599E-01
cas63	uo2(no3)2	415 g U/L 3x3x3 array unrefl. walls, tank, & floor	0.9951	0.0034	3.23451E-01
cas64	uo2(no3)2	415 g U/L 4x4x4 array unrefl. walls, floor, & tank	0.9919	0.0033	3.24631E-01
cas65	uo2(no3)2	415 g U/L 2x2x2 array unrefl. walls, floor, & tank	1.0021	0.0033	3.15319E-01
cas66	uo2(no3)2	415 g U/L 3x3x3 array 15.24 cm par. bot., 1.27 cm p	0.9969	0.0030	2.81903E-01
cas67	uo2(no3)2	415 g U/L 3x3x3 array 15.24 cm par. bot., 2.54 cm p	1.0079	0.0032	2.54614E-01
cas68	uo2(no3)2	415 g U/L 3x3x3 array 15.24 cm par. bot., 1.27 cm p	1.0066	0.0030	2.72320E-01
cas69	uo2(no3)2	415 g U/L 3x3x3 array 15.24 cm par 5 fc, plex 1 fc	1.0187	0.0031	2.07907E-01
cas70	uo2(no3)2	415 g U/L 3x3x3 array 15.24 cm par. bot., 3.81 cm p	1.0172	0.0029	2.25525E-01
cas71	uo2(no3)2	415 g U/L 3x3x3 array 15.24 cm par. bot., 7.62 cm p	1.0250	0.0030	2.10462E-01
cas72	uo2(no3)2	415 g U/L 3x3x3 array 1.27 cm plexiglass refl.	1.0013	0.0029	2.95021E-01
cas73	uo2(no3)2	415 g U/L 3x3x3 array 1.27 cm paraffin refl.	1.0107	0.0034	2.84036E-01
cas74	uo2(no3)2	415 g U/L 3x3x3 array 15.24 cm paraffin refl.	1.0189	0.0034	2.10003E-01
cas75	uo2(no3)2	415 g U/L 3x3x3 array 3.81 cm paraffin refl.	1.0140	0.0030	2.28122E-01
cas76	uo2(no3)2	415 g U/L 2x2x2 array 15.24 cm par. bot., 1.27 cm p	1.0058	0.0028	2.76132E-01
cas77	uo2(no3)2	415 g U/L 2x2x2 array 15.24 cm par. bot., 11.43 cm	1.0252	0.0031	2.08300E-01
cas78	uo2(no3)2	415 g U/L 2x2x2 array 15.24 cm par. bot., 15.24 cm	1.0208	0.0033	2.07481E-01
cas79	uo2(no3)2	415 g U/L 2x2x2 array 15.24 cm par. bot., 2.54 cm p	1.0127	0.0029	2.50266E-01
cas80	uo2(no3)2	415 g U/L 2x2x2 array 15.24 cm par. bot., 4.45 cm p	1.0191	0.0029	2.28760E-01
cas81	uo2(no3)2	415 g U/L 2x2x2 array 15.24 cm par. bot., 6.35 cm p	1.0137	0.0030	2.17799E-01
cas82	uo2(no3)2	415 g U/L 2x2x2 array 15.24 cm par. bot., 1.27 cm p	1.0136	0.0029	2.67261E-01

Calculational Results

Appendix F

cas83	uo2(no3)2 415 g U/L 2x2x2 array 15.24 cm par. bot., 3.81 cm p	1.0169	0.0030	2.24381E-01
cas84	uo2(no3)2 415 g U/L 2x2x2 array 15.24 cm par. bot., 7.62 cm p	1.0136	0.0033	2.09469E-01
cas85	uo2(no3)2 415 g U/L 2x2x2 array 1.27 cm plexiglass refl.	1.0068	0.0031	2.89104E-01
cas86	uo2(no3)2 415 g U/L 2x2x2 array 1.27 cm paraffin refl.	1.0076	0.0030	2.81125E-01
cas87	uo2(no3)2 415 g U/L 2x2x2 array 15.24 cm paraffin refl.	1.0124	0.0032	2.09238E-01
cas88	uo2(no3)2 415 g U/L 2x2x2 array 3.81 cm paraffin refl.	1.0153	0.0029	2.26437E-01
cas89	uo2(no3)2 415 g U/L 2x2x2 array 7.62 cm paraffin refl.	1.0172	0.0032	2.10012E-01
cas90	uo2(no3)2 415 g U/L 3x3x3 array unrefl. 279 g U/L 5 cent. uni	1.0008	0.0035	2.60302E-01
cas91	uo2(no3)2 63.3 g U/L 3x3x3 array unrefl. walls, floor, & tank	1.0108	0.0031	4.17099E-02
jemima	disks - 15" diam plates 93.15 w% enriched stacked to 3.0258"	0.9957	0.0023	9.20645E+05
jemima	jemima - ~1/8" x 15" diam u(93.29) plates with 1/16" thk poly	0.9900	0.0021	1.22180E+05
jemima	jemima - ~1/8" thk 15" diam u(93.24) plates with 1/8" thk pol	0.9968	0.0024	1.77282E+04
jemima	jemima - ~1/8" thk 15" diam u(93.24) plates with 1/4" thk pol	0.9809	0.0025	1.73254E+03
jemima	jemima - ~1/8" thk 15" diam u(93.24) plates with 1/2" thk pol	1.0017	0.0028	8.79715E+01
jemima	jemima - ~1/8" thk 15" diam u(93.24) plates with 1" thk poly,	1.0002	0.0023	7.49203E+00
jemima	jemima - ~1/8" x 15" dia u(93) with symetric 1-1/2" thk poly,	1.0125	0.0024	3.34259E+00
jemima	jemima - ~1/8" x 15" dia u(93) with symetric 2" thk poly, pg-	1.0113	0.0025	2.09217E+00
heumf001	read parameters	1.0026	0.0020	9.05790E+05
heumf004	water-reflected heu sphere on hollow plexiglas cylinder	1.0031	0.0019	3.10106E+04
heust001	case 1 heust001	1.0019	0.0027	7.91224E-02
heust001	case 2 heust001	1.0042	0.0023	2.72577E-01
heust001	case 3 heust001	1.0056	0.0023	7.74878E-02
heust001	case 4 heust001	1.0032	0.0029	2.92934E-01
heust001	case 5 heust001	1.0036	0.0024	4.07241E-02
heust001	case 6 heust001	1.0035	0.0022	4.23172E-02
heust001	case 7 heust001	1.0023	0.0024	7.47451E-02
heust001	case 8 heust001	1.0000	0.0021	7.92721E-02
heust001	case 9 heust001	0.9961	0.0029	2.93771E-01
heust001	case 10 heust001	0.9953	0.0023	4.38689E-02
heust007	case 1, heust007	1.0142	0.0020	4.50008E-02
heust007	case 2, heust007	1.0136	0.0022	2.65339E-01
heust007	case 3, heust007	1.0122	0.0020	4.39946E-02
heust007	case 4, heust007	1.0148	0.0022	2.34590E-01
heust007	case 5, heust007	1.0108	0.0022	4.79721E-02
heust007	case 6, heust007	1.0074	0.0024	2.70926E-01
heust007	case 7, heust007	1.0022	0.0023	4.73873E-02
heust007	case 8, heust007	1.0081	0.0023	2.64386E-01
heust007	case 9, heust007	1.0071	0.0020	4.89854E-02
heust007	case 10, heust007	1.0141	0.0020	5.05970E-02
heust007	case 11, heust007	1.0133	0.0023	2.52299E-01
heust007	case 12, heust007	1.0165	0.0023	4.89307E-02
heust007	case 13, heust007	1.0184	0.0022	2.27846E-01
heust007	case 14, heust007	1.0165	0.0024	2.34844E-01
heust007	case 15, heust007	1.0119	0.0022	2.37071E-01
heust007	case 16, heust007	1.0079	0.0021	2.52257E-01
heust007	case 17, heust007	1.0141	0.0021	2.35576E-01
heust008	case 1, heust008	0.9953	0.0021	4.22118E-02
heust008	case 2, heust008	0.9935	0.0024	2.31104E-01
heust008	case 3, heust008	0.9938	0.0020	4.09847E-02
heust008	case 4, heust008	0.9999	0.0022	2.05444E-01
heust008	case 5, heust008	0.9988	0.0018	4.21128E-02
heust008	case 6, heust008	1.0044	0.0024	2.52500E-01
heust008	case 7, heust008	1.0030	0.0020	4.12450E-02
heust008	case 8, heust008	1.0011	0.0021	2.39927E-01
heust008	case 9, heust008	1.0024	0.0018	4.19634E-02
heust008	case 10, heust008	0.9969	0.0022	2.28981E-01
heust008	case 11, heust008	1.0013	0.0019	4.03665E-02
heust008	case 12, heust008	1.0015	0.0024	2.00040E-01
heust008	case 13, heust008	1.0008	0.0022	2.28131E-01
heust008	case 14, heust008	0.9979	0.0020	2.06134E-01
heust013	uranium aqueous 23 cm sphere #1	0.9979	0.0017	3.07174E-02
heust013	uranium aqueous 32 cm sphere #2	0.9956	0.0015	3.21388E-02
heust013	uranium aqueous 32 cm sphere #3	0.9949	0.0015	3.34913E-02
heust013	uranium aqueous 32 cm sphere #4	0.9955	0.0017	3.41915E-02

Case	Title	k-eff	sigma	EALF
car01	rocky flats criticals nureg/cr-1071 experiment number 1 (27 g	1.0186	0.0026	4.44623E-01
car02	rocky flats criticals nureg/cr-1071 experiment number 2 (27 g	1.0108	0.0022	4.64385E-01
car03	rocky flats criticals nureg/cr-1071 experiment number 3 (27 g	1.0033	0.0022	1.53118E+00
car04	rocky flats criticals nureg/cr-1071 experiment number 13 (27	1.0190	0.0021	5.07803E-01
car06	rocky flats criticals nureg/cr-0674 experiment number ? (27 g	1.0042	0.0035	4.03798E+02
car07	rocky flats criticals nureg/cr-0674 experiment number ? (27 g	1.0090	0.0029	3.85155E+00
car08	rocky flats criticals nureg/cr-0674 experiment number ? (27 g	1.0039	0.0030	2.08837E+00
car09	rocky flats criticals nureg/cr-0674 experiment number 2 (27 g	1.0078	0.0026	2.02702E+00
car10	rocky flats criticals nureg/cr-0674 concrete reflected (27 gr	1.0132	0.0027	5.54167E+00
car11	rocky flats criticals nureg/cr-1653 experiment a (27 group)	1.0128	0.0023	3.90935E-01
car12	rocky flats criticals nureg/cr-1653 experiment b (27 group)	1.0232	0.0026	9.96943E-01
car14	rocky flats criticals nureg/cr-1653 experiment number ? (27 g	1.0124	0.0032	3.06365E+00
car15	rocky flats criticals nureg/cr-1653 experiment number ? (27 g	1.0153	0.0032	3.07174E+00
car16	rocky flats criticals nureg/cr-1653 experiment number ? (27 g	1.0114	0.0030	1.97964E+00
car17	rocky flats criticals nureg/cr-2500 experiment f (27 group)	1.0137	0.0028	6.71267E-01
car19	rocky flats criticals nureg/cr-2500 experiment number ? (27 g	1.0161	0.0031	4.07956E+00
car20	rocky flats criticals nureg/cr-2500 experiment number ? (27 g	1.0024	0.0024	3.38199E+00
cas04	british handbook of criticality safety u(1.42)f4 & paraffin (0.9893	0.0016	1.18906E-01
cas05	british handbook of criticality safety u(1.42)f4 & paraffin (0.9966	0.0016	1.17981E-01

Appendix F

Calculational Results

cas06	british handbook of criticality safety u(1.42)f4 & paraffin (0.9935	0.0018	1.18155E-01
cas11	raffety and malhalczo u(2)f4-1 reflected (case 11)	1.0044	0.0022	1.95339E-01
cas12	raffety and malhalczo u(2)f4-1 unreflected (case12)	1.0032	0.0023	2.36120E-01
cas13	raffety and malhalczo u(2)f4-2 reflected (case 13) no biasing	1.0003	0.0019	1.16287E-01
cas14	raffety and malhalczo u(2)f4-2 unreflected (case 14)	0.9989	0.0020	1.33748E-01
cas15	raffety and malhalczo u(2)f4-3 reflected (case 15)	0.9994	0.0023	8.33167E-02
cas16	raffety and malhalczo u(2)f4-4 reflected (case 16)	1.0025	0.0023	7.00365E-02
cas17	raffety and malhalczo u(2)f4-5 reflected (case 17)	1.0003	0.0020	6.02006E-02
cas18	raffety and malhalczo u(2)f4-5 unreflected (case18)	1.0017	0.0019	6.36542E-02
cas19	raffety and malhalczo u(2)f4-6 reflected (case 19)	0.9932	0.0016	4.66342E-02
cas20	raffety and malhalczo u(2)f4-6 unreflected (case20)	0.9907	0.0014	4.76361E-02
cas21	raffety and malhalczo u(3)f4-1 reflected (case 21) no bias	1.0112	0.0024	2.35639E-01
cas22	raffety and malhalczo u(3)f4-1 reflected (case 22)	1.0178	0.0023	2.33853E-01
cas23	raffety and malhalczo u(3)f4-1 reflected (case 23)	1.0129	0.0022	2.36111E-01
cas24	raffety and malhalczo u(3)f4-1 reflected (case 24) no biasing	1.0161	0.0024	2.35595E-01
cas25	raffety and malhalczo u(3)f4-1 reflected (case 25)	1.0108	0.0022	2.33917E-01
cas26	raffety and malhalczo u(3)f4-1 unreflected (case 26)	1.0166	0.0024	3.18432E-01
cas27	raffety and malhalczo u(3)f4-1 unreflected (case 27)	1.0134	0.0022	3.19981E-01
cas28	raffety and malhalczo u(3)f4-1 unreflected (case 28)	1.0151	0.0023	3.19474E-01
cas29	raffety and malhalczo u(3)f4-2 reflected (case29)	1.0189	0.0027	9.13878E-02
cas30	raffety and malhalczo u(3)f4-2 unreflected (case 30)	1.0106	0.0025	1.08752E-01
cas31	raffety and malhalczo u(3)f4-2 unreflected (case 31)	1.0146	0.0024	1.08544E-01
cas32	raffety and malhalczo u(3)f4-2 unreflected (case 32)	1.0111	0.0023	1.09087E-01
cas33	critical reflected cylinder of aqueous u(4.98)o2f2 (case 33)	1.0018	0.0024	5.41788E-02
cas34	critical reflected cylinder of aqueous u(4.98)o2f2 (case 34)	0.9998	0.0020	5.37375E-02
cas35	critical sphere of aqueous u(4.98)o2f2 (case 35)	1.0028	0.0024	5.33620E-02
cas36	critical cylinder of aqueous u(4.98)o2f2 (case 36)	0.9999	0.0024	5.40102E-02

44-Group_LWR_Lattices		k-eff	sigma	EALF
Case	Title			
cas01	exp#5, 8.39 cm h2o separating 3 20x16 arrays	0.9972	0.0015	9.38091E-02
cas02	exp#017, 5.05 cm h2o/boral separating 2 22x16 arrays and 1 20	0.9983	0.0012	9.64360E-02
cas03	exp#28, 6.88 cm h2o/ss separating 3 20x16 arrays	0.9960	0.0016	9.51528E-02
cas04	exp no. 14 8.58 cm h2o/ss separating 3 15x8 arrays	0.9987	0.0019	1.13131E-01
cas05	exp no. 23 7.28 cm h2o/cadmium separating 3 15x8 arrays	0.9954	0.0015	1.13879E-01
cas06	exp no. 31 6.72 cm h2o/boral separating 3 15x8 arrays	0.9986	0.0018	1.14574E-01
cas07	u refl. 1.956 cm from array, 14.11 cm h2o separating 3 19x1	0.9999	0.0016	1.70932E-01
cas08	pb refl. .660 cm from array, 13.72 cm h2o separating 3 19x16	1.0044	0.0015	9.61639E-02
cas09	no refl. 8.31cm h2o separating 19x16 arrays	0.9954	0.0019	9.43868E-02
cas10	uranium refl. 15.32cm h2o separating 12x8 arrays	1.0000	0.0016	2.82370E-01
cas11	lead refl. 20.78cm h2o separating 13x8 arrays	1.0112	0.0009	1.15957E-01
cas12	2.83cm and 3.60cm separating 4 11x14 arrays	1.0010	0.0016	3.14724E-01
cas13	2.83cm and 4.94cm separating 2 11x14 + 2 11x16 arrays	1.0011	0.0013	3.17311E-01
cas14	ss refl. 0.66 cm from array, 11.20 cm h2o separating 3 19x16	1.0037	0.0014	9.67520E-02
cas15	steel refl. 15.84cm h2o separating 3 12x16 arrays	1.0059	0.0016	2.87059E-01
cas16	steel refl. 9.83cm h2o separating 3 12x16 arrays w/borated	1.0050	0.0018	2.98164E-01
cas17	steel refl. 8.30cm h2o separating 3 12x16 arrays w/boral pl	1.0022	0.0017	3.04131E-01
cas18	steel refl. 8.94cm h2o separating 3 12x16 arrays w/cd plate	1.0025	0.0012	3.01025E-01
cas19	u refl 1.321 cm from array, 9.50 cm h2o sep. 23x18/2-20x18 ar	0.9993	0.0014	3.38900E-01
cas20	pb refl 0.660 cm from array, 10.11 cm h2o sep. 23x18/2-20x18	1.0013	0.0015	1.65840E-01
cas21	no refl infinite from array, 6.59 cm h2o sep. 23x18/2-20x18 a	0.9958	0.0017	1.58234E-01
cas22	uranium refl. 19.24cm h2o separating 12x16 arrays	0.9990	0.0017	5.08130E-01
cas23	lead refl 18.18cm h2o separating 12x16 arrays	1.0046	0.0018	2.94494E-01
cas24	no refl. 12.91cm h2o separating 3 12x16 arrays	1.0029	0.0019	2.79098E-01
cas25	pnl-4267 exp. 173 40 x 8.92 array (357 total rods) boron = 0	0.9975	0.0012	2.77046E-01
cas26	pnl-4267 exp.177 40 x 30.92 array (1237 total rods) boron = 2.	1.0005	0.0014	6.07987E-01
cas27	pnl-4267 exp. 178 44 x 11.57array (509 total rods) boron = 0	0.9981	0.0012	5.28004E-01
cas28	pnl-4267 exp. 181 44 x 27.09 array (1192 total rods) boron =	0.9942	0.0015	1.16275E+00
cas29	pnl-4976 4.3-000-194 4.3*uo2 1.598cm-pitch	1.0070	0.0017	3.44375E+00
cas30	flux trap assembly no. 214r	1.0022	0.0017	3.63882E-01
cas31	flux trap assembly no. 214v3	0.9990	0.0012	3.66500E-01
cas32	baw-1231 core i 936 rods boron=1.152 g/l	0.9932	0.0010	7.30419E-01
cas33	baw-1231 core i 4904 rods boron=3.389 g/l	0.9954	0.0008	1.20468E+00
cas34	baw-1273 core xx 2.46 wt%u235 5137 rods	0.9974	0.0014	5.19322E-01
cas35	baw-1484-7 core iv exp 2282 2.46 wt%u235 9 assys 14x14 w/ 8	0.9926	0.0010	1.88811E-01
cas36	baw-1484-7 core ix exp 2321 2.46 wt%u235 9 assys 14x14	0.9960	0.0015	1.37543E-01
cas37	baw-1484-7 core xiii exp 2378 2.46 wt%u235 9 assys 14x14	0.9994	0.0015	1.92775E-01
cas38	baw-1484-7 core xxi exp 2420 2.46 wt%u235 9 assys 14x14	0.9941	0.0014	1.50631E-01
cas39	baw-1645-4 exp.mt=2452 triangular pitch=o.d. boron=435ppm	1.0070	0.0011	2.28086E+00
cas40	baw-1645-4 exp.mt=2485 pitch=o.d. boron=886ppm	1.0001	0.0015	1.40038E+00
cas41	baw-1645-4 exp.mt=2500 pitch=1.17*o.d. boron=1156ppm	1.0009	0.0013	4.14787E-01
cas42	baw-1810 core 12 - 4.02 & 2.46 w/o uo2 1899.3 ppm; no uo2-gd2	0.9961	0.0012	3.54751E-01
cas43	baw-1810 core 14 - 4.02 & 2.46 w/o uo2 1654 ppm; 28 uo2-gd2o3	0.9977	0.0013	3.35276E-01
cas44	baw-1810 core 16 - 4.02 & 2.46 w/o uo2 1579 ppm; 36 uo2-gd2o3	1.0003	0.0015	3.32830E-01
cas45	epri np-196 .615 inch pitch unborated uo2	0.9942	0.0015	2.57054E-01
cas46	epri np-196 .615 inch pitch borated uo2	0.9982	0.0013	3.15214E-01
cas47	epri np-196 .75 inch pitch unborated uo2	0.9975	0.0011	1.13283E-01
cas48	epri np-196 .75 inch pitch borated uo2	0.9986	0.0011	1.41065E-01
cas49	epri np-196 .87 inch pitch unborated uo2	0.9984	0.0014	8.24161E-02
cas50	epri np-196 .87 inch pitch borated uo2	0.9965	0.0014	9.24040E-02
cas51	saxton uo2 5.742 wt% u-235 critical exp. 0.56 inch pitch (wca	0.9950	0.0018	2.92580E-01
cas52	saxton uo2 5.742 wt% u-235 critical exp. 0.792inch pitch (wca	0.9984	0.0013	1.02102E-01
cas53	wcap-3269-39, 2692 fuel rods, 16 ag-in-cd rods,h2o ht=115.55	1.0015	0.0012	6.84832E-01
cas54	wcap-3269-39, 2209 fuel rods, 24 ag-in-cd rods,h2o ht=64.56 c	1.0036	0.0018	4.32027E-01
cas55	wcap-3269-39, 945 fuel rods, 16 ag-in-cd rods,h2o ht=89.75	0.9959	0.0012	2.55357E-01
cas56	4-18x18 array 5.0cm int. polyethylene powder in box,30.16cm h	0.9987	0.0014	2.23525E-01

Calculational Results

Appendix F

cas57	4-18x18 array 5.0cm int.,polyethylene balls in box,30.73cm h2	1.0073	0.0013	2.03561E-01
cas58	4-18x18 array 5.0cm int.,water in box,32.78cm h2o height	1.0153	0.0012	1.93742E-01
cas59	4-18x18 array 5.0cm int.,water without box,31.47cm h2o height	0.9965	0.0014	1.95025E-01

44-Group_Mixed_Oxide				
Case	Title	k-eff	sigma	EALF
cas60	epri .70inch pitch unborated plutonium	0.9967	0.0016	5.74410E-01
cas61	epri .70inch pitch borated plutonium	0.9993	0.0014	7.68866E-01
cas62	epri .87inch pitch unborated plutonium	1.0023	0.0013	1.90262E-01
cas63	epri .87inch pitch borated plutonium	1.0075	0.0014	2.79793E-01
cas64	epri .99inch pitch unborated plutonium	1.0085	0.0015	1.34765E-01
cas65	epri .99inch pitch borated plutonium	1.0077	0.0010	1.80510E-01
cas66	saxton puo2-uo2 critical exp. 0.52 inch pitch (wcap-3385-54)	0.9992	0.0013	8.83101E-01
cas67	saxton puo2-uo2 critical exp. 0.56 inch pitch (wcap-3385-54)	0.9982	0.0018	5.40776E-01
cas68	saxton puo2-uo2 critical exp. 0.56 inch pitch with boron (wca	0.9977	0.0016	6.47043E-01
cas69	saxton puo2-uo2 critical exp. 0.735 inch pitch (wcap-3385-54)	1.0035	0.0020	1.85393E-01
cas70	saxton puo2-uo2 critical exp. 0.792 inch pitch (wcap-3385-54)	1.0019	0.0017	1.54707E-01
cas71	saxton puo2-uo2 critical exp. 01.04 inch pitch (wcap-3385-54)	1.0036	0.0016	9.99436E-02
cas72	pn14976 exp196 1174 uo2 & 583 mo2 rods to approx. 20,000 mwd/	0.9970	0.0013	4.27282E+00
cas73	exp.no 021(063) pitch=968 (fuel region = pin array + mix 500	1.0055	0.0011	8.84044E-01
cas74	exp.no 032(060) pitch=1.935(fuel region=pin array+mix 500 wit	1.0088	0.0016	1.12694E-01
cas75	exp.no 043(062) pitch=1.242(fuel region=pin array+mix 500 wit	1.0019	0.0013	2.87530E-01
cas76	exp.no 067 pitch=0.761 (fuel region = pin array + mix 500 wit	1.0017	0.0011	2.90665E+00
cas77	exp. no 68r pitch=1.537 (fuel region = pin array + mix 500 wi	1.0058	0.0019	1.65538E-01

44-Group_Plutonium				
Case	Title	k-eff	sigma	EALF
1727_09	la-3067-msr table iia1, entry 13, water ref., metal, pu sphe	0.9960	0.0032	7.62626E+04
2109_20	benchmark 20, pu sphere with 25.4 cm concrete ref. h/pu=684.3	1.0267	0.0035	6.50197E-02
2109_21	benchmark 21, pu sphere with 10.16 cm concrete ref. h/pu=684.	1.0199	0.0037	6.28530E-02
2109_22	benchmark 22, pu sphere with 10.16 cm concrete ref. h/pu=496	1.0285	0.0034	7.64713E-02
2109_23	benchmark 23, pu sphere with cd shell & 10.16 cm concrete ref	1.0312	0.0035	8.43735E-02
2109_24	benchmark 24, pu sphere with cd shell & 32.00 cm water, h/pu=	1.0151	0.0037	7.39281E-02
2110_05	rectangular parallelepipeds of homogeneous pu(2.2)o2	1.0229	0.0061	3.28214E+01
2110_06	rectangular parallelepipeds of pu(2.2)o2 reflected with 15cm p	1.0358	0.0052	5.39858E+00
2110_07	benchmark#7 semi-inf homogeneous critical solution of pu-239	1.0250	0.0036	8.66114E-02
2110_08	rectangular parallelepipeds of puo2	1.0113	0.0049	1.57573E+00
2110_09	rectangular parallelepipeds of puo2	1.0141	0.0041	7.42683E-01
2110_10	rectangular parallelepipeds of puo2	1.0089	0.0049	7.09447E-01
2110_11	rectangular parallelepipeds of puo2	1.0198	0.0051	6.91517E-01
2110_12	rectangular parallelepipeds of puo2	1.0057	0.0042	6.97871E-01
2110_13	sphere described by keno geometry	0.9926	0.0036	1.21787E+06
2110_14	cylinder described by keno geometry	1.0076	0.0050	1.40397E-01
2110_15	rectangular parallelepipeds of puo2-h2o	1.0084	0.0048	2.41605E+05
2110_16	rectangular parallelepipeds of puo2-h2o	1.0265	0.0036	9.23852E+05
2110_17	rectangular parallelepipeds of puo2-h2o	1.0298	0.0035	1.73370E+03
2110_18	rectangular parallelepipeds of puo2-h2o	1.0430	0.0033	3.72166E+03
2110_19	rectangular parallelepipeds of puo2-h2o	1.0130	0.0037	4.52183E+03
2110_20	rectangular parallelepipeds of puo2-h2o	1.0332	0.0037	2.37424E+03
2110_21	rectangular parallelepipeds of puo2-h2o	1.0343	0.0030	1.80538E+03
2110_22	rectangular parallelepipeds of puo2-polystyrene	1.0194	0.0045	1.47668E+03
2110_23	rectangular parallelepipeds of puo2-polystyrene	1.0222	0.0037	8.91457E+01
2110_24	rectangular parallelepipeds of puo2-polystyrene	1.0285	0.0033	8.02661E+01
2110_25	rectangular parallelepipeds of puo2-polystyrene	1.0335	0.0035	6.47283E+01
2110_26	rectangular parallelepipeds of puo2-polystyrene	1.0305	0.0032	5.41442E+01
2110_27	rectangular parallelepipeds of puo2-polystyrene	1.0082	0.0045	5.52232E-02
2110_28	cylinder described by keno geometry	0.9958	0.0022	1.19898E+06
pumf001	read parameters	0.9987	0.0024	1.21514E+06
pumf002	pu-met-fast-002	1.0100	0.0019	5.17840E-02
pust004	case 1, kvpusolnsphexp, 27gp, 26.27gpU/L, 0.54w/o240, h2oref1, 14i	1.0100	0.0019	5.17840E-02
pust009	case 3a, kvpusolnsphexp, 27, 9.457gpU/L, 2.5w/o240, bare, 48in dia	1.0264	0.0010	3.92387E-02

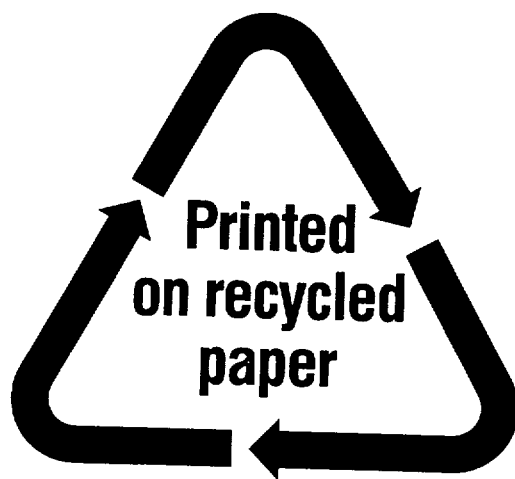
44-Group_U-233				
Case	Title	k-eff	sigma	EALF
u233mf001	unreflected u233 sphere	0.9919	0.0021	1.08355E+06
u233mf002	case 1, 10 kg u233/heu sphere, ref u233-met-fast-002	0.9986	0.0019	1.02037E+06
u233mf002	case 2, 7.6 kg u233/heu sphere, ref u233-met-fast-002	1.0000	0.0021	1.04793E+06
u233mf003	case 1, 10 kg u233 sphere natural uranium reflector, ref u233	0.9910	0.0020	1.05216E+06
u233mf003	case 2, 7.6 kg u233 sphere natural uranium reflector, ref u23	0.9894	0.0019	1.04668E+06
u233mf004	case 1, 10 kg u233 sphere reflected by tungsten	1.0034	0.0016	9.34088E+05
u233mf005	case 1, 10 kg u233 sphere be reflector, ref u233-met-fast-xxx	0.9976	0.0020	9.00310E+05
u233mf006	u-233/nu sphere	0.9945	0.0020	9.85652E+05
u233st002	exp 4 simplified model	1.0119	0.0031	1.60789E-01
u233st002	exp 5 simplified model	0.9951	0.0032	1.24082E-01
u233st002	exp 8 simplified model	1.0108	0.0034	9.65217E-02
u233st002	exp 10 simplified model	1.0075	0.0032	7.87800E-02
u233st002	exp 11 simplified model	1.0050	0.0036	6.92738E-02
u233st002	exp 12 simplified model	0.9919	0.0031	6.14775E-02
u233st002	exp 14 simplified model	0.9807	0.0030	5.85012E-02
u233st002	exp 15 simplified model	0.9967	0.0027	5.37426E-02
u233st002	exp 17 simplified model	0.9835	0.0030	4.84792E-02
u233st002	exp 18 simplified model	0.9974	0.0029	4.67960E-02
u233st002	exp 19 simplified model	1.0096	0.0024	4.35886E-02

Appendix F

Calculational Results

u233st002	exp 22	simplified model	0.9989	0.0033	2.49136E-01
u233st002	exp 24	simplified model	1.0004	0.0031	4.43794E-01
u233st002	exp 34	simplified model	0.9976	0.0032	1.29027E-01
u233st002	exp 34	simplified model	1.0099	0.0031	8.84865E-02
u233st002	exp 35	simplified model	1.0030	0.0030	5.95246E-02
u233st002	exp 36	simplified model	1.0060	0.0027	5.06776E-02
u233st002	exp 38	simplified model	1.0045	0.0031	1.58522E-01
u233st004	exp 3	simplified model	1.0019	0.0030	1.22567E-01
u233st004	exp 6	simplified model	1.0040	0.0030	2.48265E-01
u233st004	exp 20	simplified model	0.9958	0.0036	4.45099E-01
u233st004	exp 25	simplified model	0.9968	0.0034	3.51216E-01
u233st004	exp 30	simplified model	1.0074	0.0031	4.40937E-01
u233st004	exp 27	simplified model	1.0005	0.0029	3.52269E-01
u233st004	exp 28	simplified model	1.0095	0.0032	1.27729E-01
u233st004	exp 33	simplified model			

NRC FORM 335 (2-89) NRCM 1102 3201, 3202	U.S. NUCLEAR REGULATORY COMMISSION BIBLIOGRAPHIC DATA SHEET <i>(See Instructions on the reverse)</i>	1. REPORT NUMBER (Assigned by NRC, Add Vol., Supp., Rev., and Addendum Numbers, If any.) NUREG/CR- 6686 ORNL/TM-1999/322				
2. TITLE AND SUBTITLE Experience With the SCALE Criticality Safety Cross-Section Libraries	3. DATE REPORT PUBLISHED	<table border="1"> <tr> <td style="text-align: center;">MONTH</td> <td style="text-align: center;">YEAR</td> </tr> <tr> <td style="text-align: center;">October</td> <td style="text-align: center;">2000</td> </tr> </table>	MONTH	YEAR	October	2000
	MONTH	YEAR				
	October	2000				
4. FIN OR GRANT NUMBER B0009						
5. AUTHOR(S) S. M. Bowman, W. C. Jordan, * J. F. Mincey,* C. V. Parks, L. M. Petrie *Formerly with ORNL	6. TYPE OF REPORT Technical	7. PERIOD COVERED (Inclusive Dates)				
	8. PERFORMING ORGANIZATION — NAME AND ADDRESS (If NRC, provide Division, Office or Region, U.S. Nuclear Regulatory Commission, and mailing address; if contractor, provide name and mailing address.) Oak Ridge National Laboratory UT-BATTELLE, LLC Oak Ridge, TN 37831-6370					
9. SPONSORING ORGANIZATION — NAME AND ADDRESS (If NRC, type "Same as above"; if contractor, provide NRC Division, Office or Region, U.S. Regulatory Commission, and mailing address.) Spent Fuel Project Office Office of Nuclear Material Safety and Safeguards U.S. Nuclear Regulatory Commission Washington, DC 20555-0001						
10. SUPPLEMENTARY NOTES C. J. Withee, NRC Project Manager						
ABSTRACT (200 words or less) <p>This report provides detailed information on the SCALE criticality safety cross-section libraries. Areas covered include the origins of the libraries, the data on which they are based, how they were generated, past experience and validations, and performance comparisons to measured critical experiments and numerical benchmarks.</p> <p>The performance of the SCALE criticality safety cross-section libraries on various types of fissile systems are examined in detail. Most of the performance areas are demonstrated by examining the performance of the libraries vs critical experiments to show general trends and weaknesses. In areas where directly applicable critical experiments do not exist, performance is examined based on the general knowledge of the strengths and weaknesses of the cross sections. In this case, the experience in the use of the cross sections and comparisons to the results of other libraries on the same systems are relied on for establishing acceptability of application of a particular SCALE library to a particular fissile system.</p> <p>This report should aid in establishing when a SCALE cross-section library would be expected to perform acceptably and where there are known or suspected deficiencies that would cause the calculations to be less reliable. To determine the acceptability of a library for a particular application, the calculational bias of the library should be established by directly applicable critical experiments.</p>						
11. KEY WORDS/DESCRIPTORS (List words or phrases that will assist researchers in locating the report.) SCALE, criticality safety, cross sections, benchmark, validation, bias, Hansen-Roach, ENDF/B-IV, ENDF/B-V	12. AVAILABILITY STATEMENT unlimited	13. SECURITY CLASSIFICATION (This Page) unclassified				
	(This Report) unclassified	14. NUMBER OF PAGES				
	15. PRICE					



Federal Recycling Program

ISBN 0-16-050570-4



9 780160 505706

UNITED STATES
NUCLEAR REGULATORY COMMISSION
WASHINGTON, D.C. 20555-0001

